

Imola Circuit 4.936 m

1 / 2

## Italian Round, 29-30 April 1 May 2016

### Superstock 1000 - Results Qualifying

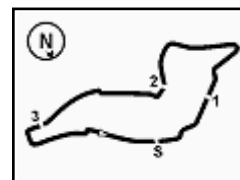
No.	Rider	Nat	Team	Bike	Time	Gap	Rel.	Laps	Speed	
									Avg	Max
1	2 R. TAMBURINI	ITA	Nuova M2 Racing	Aprilia RSV4 RF	<b>1'49.672</b>			9	162,025	<b>280,1</b>
2	36 L. MERCADO	ARG	Aruba.it Racing - Junior Team	Ducati Panigale R	<b>1'49.701</b>	0.029	0.029	11	161,982	<b>283,7</b>
3	5 M. FACCANI	ITA	Triple-M Racing	Ducati Panigale R	<b>1'49.745</b>	0.073	0.044	9	161,917	<b>280,8</b>
4	35 R. DE ROSA	ITA	Althea BMW Racing Team	BMW S 1000 RR	<b>1'50.013</b>	0.341	0.268	11	161,523	<b>285,2</b>
5	74 K. CALIA	ITA	Nuova M2 Racing	Aprilia RSV4 RF	<b>1'50.028</b>	0.356	0.015	9	161,501	<b>283,7</b>
6	123 L. SALVADORI	ITA	GP Project	Aprilia RSV4 RF	<b>1'50.890</b>	1.218	0.862	10	160,245	<b>273,7</b>
7	12 M. RINALDI	ITA	Aruba.it Racing - Junior Team	Ducati Panigale R	<b>1'51.009</b>	1.337	0.119	10	160,074	<b>273,0</b>
8	54 T. RAZGATLIOGLU	TUR	Kawasaki Puccetti Racing	Kawasaki ZX-10R	<b>1'51.050</b>	1.378	0.041	11	160,014	<b>278,6</b>
9	70 L. VITALI	ITA	Team 2R Racing	BMW S 1000 RR	<b>1'51.141</b>	1.469	0.091	10	159,883	<b>277,2</b>
10	3 S. SUCHET	SUI	Berclaz Racing by MotoXracing	Yamaha YZF R1	<b>1'51.361</b>	1.689	0.220	11	159,568	<b>275,8</b>
11	87 L. MARCONI	ITA	Team Trasimeno	Yamaha YZF R1	<b>1'51.393</b>	1.721	0.032	10	159,522	<b>280,8</b>
12	59 A. MANTOVANI	ITA	Guandalini Racing Yamaha	Yamaha YZF R1	<b>1'51.591</b>	1.919	0.198	10	159,239	<b>272,3</b>
13	96 L. ROSSI	FRA	PATA Yamaha Official Stock Team	Yamaha YZF R1	<b>1'51.642</b>	1.970	0.051	11	159,166	<b>277,9</b>
14	31 M. FERRARI	ITA	DMR Racing Team	BMW S 1000 RR	<b>1'51.689</b>	2.017	0.047	13	159,099	<b>277,9</b>
15	43 F. MASSEI	ITA	Team Trasimeno	Yamaha YZF R1	<b>1'51.736</b>	2.064	0.047	10	159,032	<b>273,0</b>
16	32 M. MOSER	GER	Triple-M Racing	Ducati Panigale R	<b>1'51.823</b>	2.151	0.087	12	158,908	<b>269,6</b>
17	58 E. PUSCEDDU	ITA	SK-Racing Team by Barni	Ducati Panigale R	<b>1'51.900</b>	2.228	0.077	11	158,799	<b>278,6</b>
18	94 N. CANEPA	ITA	PATA Yamaha Official Stock Team	Yamaha YZF R1	<b>1'51.987</b>	2.315	0.087	12	158,676	<b>277,9</b>
19	16 G. BLACK	GBR	MTM / HS Kawasaki	Kawasaki ZX-10R	<b>1'52.203</b>	2.531	0.216	12	158,370	<b>273,7</b>
20	121 A. ANDREOZZI	ITA	Team Pedercini	Kawasaki ZX-10R	<b>1'52.238</b>	2.566	0.035	10	158,321	<b>271,6</b>
21	11 J. GUARNONI	FRA	Pedercini Racing Kawasaki	Kawasaki ZX-10R	<b>1'52.422</b>	2.750	0.184	6	158,062	<b>273,7</b>
22	44 A. TUCCI	ITA	Berclaz Racing by MotoXracing	Yamaha YZF R1	<b>1'52.613</b>	2.941	0.191	11	157,794	<b>276,5</b>
23	23 C. PONSSON	FRA	Pedercini Racing Kawasaki	Kawasaki ZX-10R	<b>1'52.655</b>	2.983	0.042	10	157,735	<b>275,8</b>
24	47 R. HARTOG	NED	Team Hartog - Jenik - Against Cance	Kawasaki ZX-10R	<b>1'52.726</b>	3.054	0.071	12	157,635	<b>275,8</b>
25	69 D. MCFADDEN	RSA	Agro On-Benjan-Kawasaki	Kawasaki ZX-10R	<b>1'52.951</b>	3.279	0.225	10	157,321	<b>272,3</b>
26	99 F. CAVALLI	ITA	PUNTO MOTO Corse by Clasitaly	Kawasaki ZX-10R	<b>1'53.116</b>	3.444	0.165	12	157,092	<b>277,2</b>
27	13 F. SANCHIONI	ITA	PUNTO MOTO Corse by Clasitaly	Kawasaki ZX-10R	<b>1'53.172</b>	3.500	0.056	12	157,014	<b>273,0</b>
28	51 E. VIONNET	SUI	Motos Vionnet	BMW S 1000 RR	<b>1'53.230</b>	3.558	0.058	12	156,934	<b>277,2</b>
29	91 L. OPPEDISANO	ITA	Saviofficina Racingteam	Kawasaki ZX-10R	<b>1'53.533</b>	3.861	0.303	11	156,515	<b>275,1</b>
30	77 W. TESSELS	NED	MTM / HS Kawasaki	Kawasaki ZX-10R	<b>1'53.901</b>	4.229	0.368	12	156,009	<b>272,3</b>
31	19 J. PUFFE	GER	Agro On-Benjan-Kawasaki	Kawasaki ZX-10R	<b>1'54.075</b>	4.403	0.174	11	155,771	<b>273,0</b>
32	6 A. SIMONESCHI	ITA	BWG Racing	Kawasaki ZX-10R	<b>1'54.290</b>	4.618	0.215	12	155,478	<b>268,3</b>
33	9 T. FINSTERBUSCH	GER	BCC-Racing Team	Kawasaki ZX-10R	<b>1'54.383</b>	4.711	0.093	12	155,352	<b>273,7</b>
34	92 B. LEU	SUI	Leu Racing Team	Yamaha YZF R1	<b>1'54.618</b>	4.946	0.235	11	155,033	<b>265,6</b>
35	78 K. PISAREV	UKR	DRT Racing Team	Yamaha YZF R1	<b>1'55.346</b>	5.674	0.728	12	154,055	<b>270,3</b>
36	26 M. SBAIZ	ITA	Berclaz Racing by MotoXracing	Yamaha YZF R1	<b>1'55.827</b>	6.155	0.481	11	153,415	<b>273,7</b>
----- Not Qualified -----										
NQ	34 T. TOFFEL	SUI	Motos Vionnet	BMW S 1000 RR	<b>1'58.853</b>	9.181	3.026	12	149,509	<b>263,0</b>

Qualifying Lap Time (107% of 1'49.672): **1'57.350**

AIR	Humidity:	40%	Temp:	20°C
TRACK	Condition:	Dry	Temp:	32°C

Lap Record:	2015 R. Tamburini	1'49.868	161,740	Km/h
Best Lap	2015 O. Jezek	1'49.071	162,920	Km/h





## Italian Round, 29-30 April 1 May 2016 Superstock 1000 - Results Qualifying

### Session Highlights

14.15.02		Start
14.17.55	Guarnoni	Technical Problem - Finish Line
14.18.14	Mercandelli	Crashed - Turn 3
14.19.03	Pusceddu	Time Deleted - Cut Chicane
14.20.11	Mercandelli	Medical Center
14.21.51	Andreozzi	Time Deleted - Cut Chicane
14.22.39	Tamburini	Crashed - Turn 22
14.22.52	Leu	Time Deleted - Cut Chicane
14.24.24	Tamburini	Re-joined
14.24.57	Ferrari	Time Deleted - Cut Chicane
14.31.12	McFadden	On the Gravel - Re-Joined - Turn 2
14.33.53	Oppedisano	Time Deleted - Cut Chicane
14.35.27	Pisarev	Time Deleted - Cut Chicane
14.37.28	Pisarev	Time Deleted - Cut Chicane
14.37.46	Tessels	Time Deleted - Cut Chicane
14.38.29	Toffel	On the Gravel - Re-Joined - Turn 18
14.39.48	Vitali	Time Deleted - Cut Chicane
14.39.58	Ponsson	Time Deleted - Cut Chicane
14.40.00	Hartog	Time Deleted - Cut Chicane
14.40.03	Oppedisano	Crashed - Turn 22
14.40.45	Oppedisano	Time Deleted - Cut Chicane
14.41.05	Guarnoni	Technical Problem - Turn 7
14.44.09	Toffel	Crashed - Turn 2
14.44.10	Rossi	Crashed - Turn 2
14.44.24	Mantovani	Crashed - Turn 22
14.44.29		RED FLAG
14.44.37	Sanchioni	Time Deleted - Cut Chicane
14.44.40		RED FLAG - SESSION ENDED
14.47.28		End Of Session

### Fastest Laps Sequence

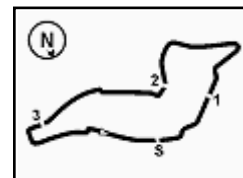
No.	Rider	Nat	Team	Bike	Local Time	Time	Gap	Avg
2	R. <b>TAMBURINI</b>	ITA	Nuova M2 Racing	Aprilia RSV4 RF	14:16'59.193	<b>1'56.266</b>		152,836
54	T. <b>RAZGATLIOGLU</b>	TUR	Kawasaki Puccetti Racing	Kawasaki ZX-10R	14:17'55.452	<b>1'56.082</b>	-0.184	153,078
2	R. <b>TAMBURINI</b>	ITA	Nuova M2 Racing	Aprilia RSV4 RF	14:18'50.641	<b>1'51.448</b>	-4.634	159,443
35	R. <b>DE ROSA</b>	ITA	Althea BMW Racing Team	BMW S 1000 RR	14:20'09.033	<b>1'51.166</b>	-0.282	159,847
2	R. <b>TAMBURINI</b>	ITA	Nuova M2 Racing	Aprilia RSV4 RF	14:20'40.754	<b>1'50.113</b>	-1.053	161,376
5	M. <b>FACCANI</b>	ITA	Triple-M Racing	Ducati Panigale R	14:31'31.936	<b>1'49.745</b>	-0.368	161,917
36	L. <b>MERCADO</b>	ARG	Aruba.it Racing - Junior Team	Ducati Panigale R	14:43'51.946	<b>1'49.701</b>	-0.044	161,982
2	R. <b>TAMBURINI</b>	ITA	Nuova M2 Racing	Aprilia RSV4 RF	14:44'09.922	<b>1'49.672</b>	-0.029	162,025

Start  
30/04/2016 14:15

End  
14:47

The results are provisional until the end of the time limit for protests and appeals and the completion of the technical checks.





Imola Circuit 4.936 m

1 / 2

## Italian Round, 29-30 April 1 May 2016

### Superstock 1000 - Ideal Times Qualifying

No.	Rider	Nat	Bike	Seg. 1 Diff. 1	Seg. 2 Diff. 2	Seg. 3 Diff. 3	Seg. 4 Diff. 4	Seg. 5 Diff. 5	Ideal Time Best Lap	Pos.	Diff.
1	5 M. FACCANI	ITA	Ducati Panigale R	7.378 0.097	15.849 0.058	<b>33.981</b> 0.360	<b>28.980</b>	22.852 0.190	<b>1'49.040</b> 1'49.745	3	0.705
2	35 R. DE ROSA	ITA	BMW S 1000 RR	<b>7.193</b>	15.951 0.013	34.217	29.051	23.054 0.534	<b>1'49.466</b> 1'50.013	4	0.547
3	36 L. MERCADO	ARG	Ducati Panigale R	7.252 0.031	15.812 0.012	34.320 0.054	29.350	22.870	<b>1'49.604</b> 1'49.701	2	0.097
4	2 R. TAMBURINI	ITA	Aprilia RSV4 RF	7.253 0.007	15.885	34.295	29.197	23.001 0.034	<b>1'49.631</b> 1'49.672	1	0.041
5	74 K. CALIA	ITA	Aprilia RSV4 RF	7.255 0.061	<b>15.779</b> 0.267	34.487 0.005	29.483	<b>22.691</b>	<b>1'49.695</b> 1'50.028	5	0.333
6	54 T. RAZGATLIOGLU	TUR	Kawasaki ZX-10R	7.379 0.088	16.024 0.008	34.621	29.739 0.180	23.011	<b>1'50.774</b> 1'51.050	8	0.276
7	123 L. SALVADORI	ITA	Aprilia RSV4 RF	7.449 0.051	16.124	34.661	29.391	23.202 0.012	<b>1'50.827</b> 1'50.890	6	0.063
8	12 M. RINALDI	ITA	Ducati Panigale R	7.429 0.092	15.999 0.006	34.585 0.031	29.790	23.077	<b>1'50.880</b> 1'51.009	7	0.129
9	70 L. VITALI	ITA	BMW S 1000 RR	7.359 0.043	16.239	34.621 0.090	29.628 0.020	23.141	<b>1'50.988</b> 1'51.141	9	0.153
10	87 L. MARCONI	ITA	Yamaha YZF R1	7.332 0.116	16.155	34.705	29.664 0.120	23.301	<b>1'51.157</b> 1'51.393	11	0.236
11	3 S. SUCHET	SUI	Yamaha YZF R1	7.391 0.087	16.229	34.835	29.695	23.124	<b>1'51.274</b> 1'51.361	10	0.087
12	59 A. MANTOVANI	ITA	Yamaha YZF R1	7.435 0.120	16.204 0.027	34.559 0.128	29.969	23.149	<b>1'51.316</b> 1'51.591	12	0.275
13	31 M. FERRARI	ITA	BMW S 1000 RR	7.380 0.099	16.188 0.181	34.856	29.681	23.304	<b>1'51.409</b> 1'51.689	14	0.280
14	32 M. MOSER	GER	Ducati Panigale R	7.437	16.118	34.627 0.184	29.980 0.086	23.295 0.096	<b>1'51.457</b> 1'51.823	16	0.366
15	96 L. ROSSI	FRA	Yamaha YZF R1	7.414	16.188	34.800	29.871	23.369	<b>1'51.642</b> 1'51.642	13	0.000
16	16 G. BLACK	GBR	Kawasaki ZX-10R	7.449 0.030	16.169	34.831 0.486	29.782 0.036	23.420	<b>1'51.651</b> 1'52.203	19	0.552
17	43 F. MASSEI	ITA	Yamaha YZF R1	7.407	16.133	34.971 0.067	30.136	23.022	<b>1'51.669</b> 1'51.736	15	0.067
18	58 E. PUSCEDDU	ITA	Ducati Panigale R	7.328 0.030	16.071	34.967	30.104 0.087	23.204 0.109	<b>1'51.674</b> 1'51.900	17	0.226
19	94 N. CANEPA	ITA	Yamaha YZF R1	7.430 0.105	16.079	34.916	30.026 0.019	23.400 0.012	<b>1'51.851</b> 1'51.987	18	0.136
20	121 A. ANDREOZZI	ITA	Kawasaki ZX-10R	7.554 0.062	16.300	34.757	29.951	23.535 0.079	<b>1'52.097</b> 1'52.238	20	0.141
21	11 J. GUARNONI	FRA	Kawasaki ZX-10R	7.440	16.270	35.273	29.931	23.348 0.160	<b>1'52.262</b> 1'52.422	21	0.160
22	47 R. HARTOG	NED	Kawasaki ZX-10R	7.395 0.124	16.359 0.141	35.310	29.839	23.413 0.145	<b>1'52.316</b> 1'52.726	24	0.410
23	44 A. TUCCI	ITA	Yamaha YZF R1	7.298 0.077	16.489 0.092	35.034	30.039	23.584	<b>1'52.444</b> 1'52.613	22	0.169
24	23 C. PONSSON	FRA	Kawasaki ZX-10R	7.431 0.039	16.362	34.932	30.194	23.630 0.067	<b>1'52.549</b> 1'52.655	23	0.106
25	69 D. MCFADDEN	RSA	Kawasaki ZX-10R	7.458 0.107	16.499 0.056	35.093 0.225	29.877	23.636	<b>1'52.563</b> 1'52.951	25	0.388
26	13 F. SANCHIONI	ITA	Kawasaki ZX-10R	7.508	16.196 0.275	35.320 0.178	30.102	23.593	<b>1'52.719</b> 1'53.172	27	0.453
27	99 F. CAVALLI	ITA	Kawasaki ZX-10R	7.438 0.249	16.337	35.276 0.125	30.267	23.424	<b>1'52.742</b> 1'53.116	26	0.374
28	51 E. VIONNET	SUI	BMW S 1000 RR	7.409 0.075	16.410 0.147	35.275	30.078 0.044	23.792	<b>1'52.964</b> 1'53.230	28	0.266
29	91 L. OPPEDISANO	ITA	Kawasaki ZX-10R	7.417 0.084	16.643	35.360	30.062	23.870 0.097	<b>1'53.352</b> 1'53.533	29	0.181
30	77 W. TESSELS	NED	Kawasaki ZX-10R	7.480	16.399 0.102	35.395	30.489	23.763 0.273	<b>1'53.526</b> 1'53.901	30	0.375
31	19 J. PUFFE	GER	Kawasaki ZX-10R	7.472 0.097	16.668	35.583	30.315 0.077	23.863	<b>1'53.901</b> 1'54.075	31	0.174
32	6 A. SIMONESCHI	ITA	Kawasaki ZX-10R	7.537 0.023	16.505 0.255	35.490	30.661 0.077	23.742	<b>1'53.935</b> 1'54.290	32	0.355
33	9 T. FINSTERBUSCH	GER	Kawasaki ZX-10R	7.532	16.515	35.701 0.157	30.427	23.817 0.234	<b>1'53.992</b> 1'54.383	33	0.391

30/04/2016

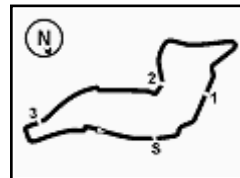
FICR PERUGIA TIMING



Official Tyre Supplier



Official Timekeeper



Imola Circuit 4.936 m

2 / 2

## Italian Round, 29-30 April 1 May 2016

### Superstock 1000 - Ideal Times Qualifying

No.	Rider	Nat	Bike	Seg. 1	Seg. 2	Seg. 3	Seg. 4	Seg. 5	Ideal Time			
				Diff. 1	Diff. 2	Diff. 3	Diff. 4	Diff. 5	Best Lap	Pos.	Diff.	
34	<b>78 K. PISAREV</b>	UKR	Yamaha YZF R1	7.470	16.666 0.219	36.050 0.302	30.488	23.689 0.462	<b>1'54.363</b>	1'55.346	35	0.983
35	<b>92 B. LEU</b>	SUI	Yamaha YZF R1	7.522 0.048	16.797	35.968	30.531	23.752	<b>1'54.570</b>	1'54.618	34	0.048
36	<b>26 M. SBAIZ</b>	ITA	Yamaha YZF R1	7.450 0.105	16.982 0.117	36.338	30.837	23.998	<b>1'55.605</b>	1'55.827	36	0.222
37	<b>34 T. TOFFEL</b>	SUI	BMW S 1000 RR	7.569 0.230	17.322	36.874 0.173	31.325 0.397	24.513 0.450	<b>1'57.603</b>	1'58.853	37	1.250
<b>Overall Ideal Time</b>				7.193	15.779	33.981	28.980	22.691	<b>1'48.624</b>			

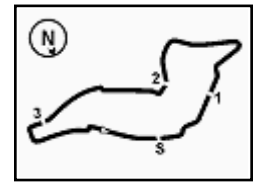












Imola Circuit 4.936 m

## Italian Round, 29-30 April 1 May 2016 Superstock 1000 - Chronological Analysis Qualifying

5	15.332	17.385	36.765	31.338	3'33.478	5'14.298 P	234.5	14:28'05.911
6	6.453	18.518	37.667	31.547	25.755	1'59.940 P	194.4	14:30'05.851
7	7.562	16.920	36.003	30.590	23.869	1'54.944	258.6	14:32'00.795
8	7.570	<b>16.797</b>	<b>35.968</b>	<b>30.531</b>	<b>23.752</b>	<b>1'54.618</b>	<b>265.6</b>	14:33'55.413
9	7.779	19.475	40.858	36.766	24.795	2'09.673	237.1	14:36'05.086
10	7.589	16.957	36.382	33.420	24.293	1'58.641	259.9	14:38'03.727
11	7.541	16.822	36.141	30.818	24.768	1'56.090	255.0	14:39'59.817

### 35° 78 K. PISAREV (1'55.346)

Lap	Seg. 1	Seg. 2	Seg. 3	Seg. 4	Seg. 5	Lap Time	km/h	Local Time
1	6.959	19.831	38.395	32.606	25.222	2'03.013 P	174.1	14:15'04.507
2	7.583	17.330	37.198	31.893	24.776	1'58.780	252.0	14:17'07.520
3	7.569	17.492	37.404	31.072	24.939	1'58.476	260.5	14:19'06.300
4	7.653	17.326	37.444	31.171	24.855	1'58.449	257.4	14:21'04.776
5	7.628	17.510	36.682	31.060	24.350	1'57.230	260.5	14:23'03.225
6	7.708	19.048	37.352	31.298	4'49.353	6'24.759 P	264.3	14:25'00.455
7	11.475	23.006	37.341	31.238	23.986	2'07.046 P	84.8	14:31'25.214
8	7.521	16.720	36.401	30.635	23.027	1'54.304 C	<b>270.3</b>	14:33'32.260
9	11.720	17.344	37.446	30.601	23.195	2'00.306 C	246.3	14:35'26.564
10	11.548	16.942	36.190	30.724	23.907	1'59.311	234.5	14:37'26.870
11	<b>7.470</b>	16.885	36.352	<b>30.488</b>	24.151	<b>1'55.346</b>	265.6	14:39'26.181
12	7.560	17.300	36.108	31.037	<b>23.689</b>	1'55.694	259.9	14:41'21.527

### 36° 26 M. SBAIZ (1'55.827)

Lap	Seg. 1	Seg. 2	Seg. 3	Seg. 4	Seg. 5	Lap Time	km/h	Local Time
1	7.317	19.220	38.609	31.856	24.644	2'01.646 P	182.9	14:15'01.972
2	7.582	17.159	37.842	31.655	25.149	1'59.387	270.3	14:17'03.618
3	7.646	17.156	36.830	31.341	24.153	1'57.126	265.0	14:19'03.005
4	<b>7.450</b>	16.986	36.348	31.633	24.198	1'56.615	267.6	14:21'00.131
5	7.511	<b>16.982</b>	37.571	33.536	5'51.549	7'27.149 P	<b>273.7</b>	14:22'56.746
6	7.695	20.277	38.748	32.539	24.387	2'03.646 P	183.9	14:30'23.895
7	7.682	17.070	36.817	31.282	24.207	1'57.058	265.6	14:32'27.541
8	7.555	17.099	<b>36.338</b>	<b>30.837</b>	<b>23.998</b>	<b>1'55.827</b>	266.9	14:34'24.599
9	7.576	17.037	36.477	33.965	1'20.885	2'55.940 P	267.6	14:36'20.426
10	7.388	19.228	38.896	33.172	25.801	2'04.485 P	191.3	14:39'16.366
11	7.669	17.926	37.533	32.422	24.926	2'00.476	265.0	14:41'20.851
12	7.669	17.926	37.533	32.422	24.926	2'00.476	265.0	14:43'21.327

### 37° 34 T. TOFFEL (1'58.853)

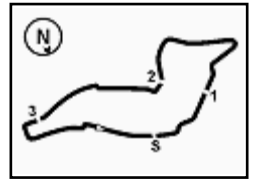
Lap	Seg. 1	Seg. 2	Seg. 3	Seg. 4	Seg. 5	Lap Time	km/h	Local Time
1	6.983	20.063	39.401	34.137	25.896	2'06.480 P	177.2	14:15'04.626
2	<b>7.569</b>	17.987	37.357	32.575	25.440	2'00.928	245.7	14:17'11.106
3	7.612	17.997	38.057	31.915	25.254	2'00.835	256.2	14:19'12.034
4	7.633	17.882	37.270	32.031	25.005	1'59.821	251.4	14:21'12.869
5	7.633	17.537	37.267	31.467	25.319	1'59.223	<b>263.0</b>	14:23'12.690
6	7.738	18.253	37.822	32.280	3'40.049	5'16.142 P	225.7	14:25'11.913
7	6.394	18.673	37.655	32.737	25.140	2'00.599 P	199.1	14:30'28.055
8	7.651	17.781	37.038	32.213	24.716	1'59.399	250.3	14:32'28.654
9	7.799	<b>17.322</b>	37.047	31.722	24.963	<b>1'58.853</b>	260.5	14:34'28.053
10	7.729	17.658	37.093	<b>31.325</b>	1'31.712	3'05.517	242.9	14:36'26.906
11	7.823	17.921	<b>36.874</b>	31.620	24.840	1'59.078	235.5	14:39'32.423
12	7.794	18.086	37.156	32.125	<b>24.513</b>	1'59.674	237.1	14:41'31.501
13	7.794	18.086	37.156	32.125	<b>24.513</b>	1'59.674	237.1	14:43'31.175

### 38° 93 R. MERCANELLI

Lap	Seg. 1	Seg. 2	Seg. 3	Seg. 4	Seg. 5	Lap Time	km/h	Local Time
1	7.343	19.262	37.149	31.325	24.308	1'59.387 P	182.3	14:15'26.406
2	7.343	19.262	37.149	31.325	24.308	1'59.387 P	182.3	14:17'25.793

P = Pits In/Out - C = Lap-Time Cancelled





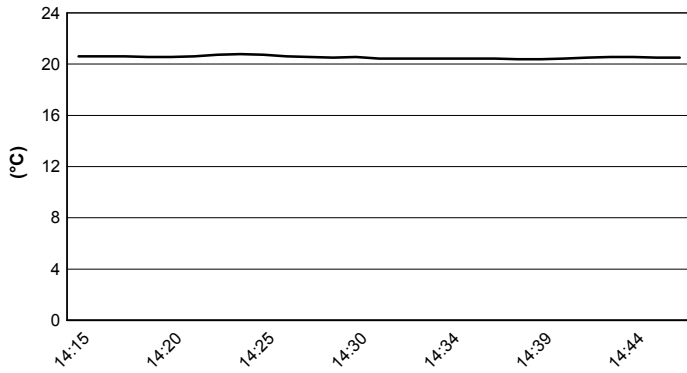
Imola Circuit 4.936 m

## Italian Round, 29-30 April 1 May 2016

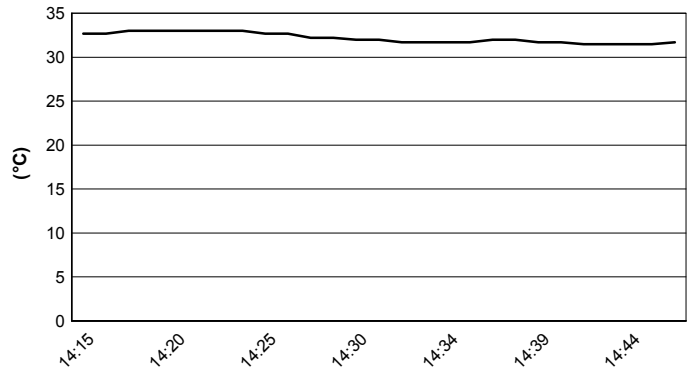
### Superstock 1000 - Weather Report Qualifying

Session started 14:15      Session ended 14:47

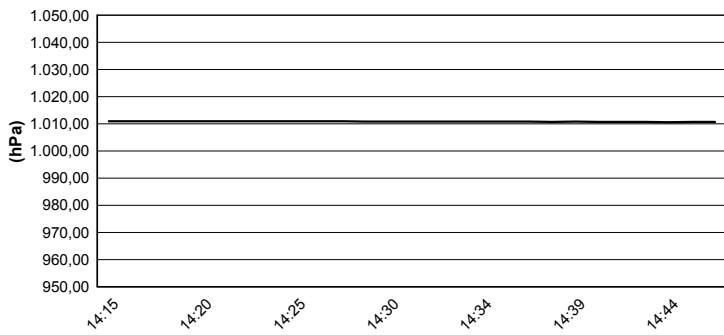
#### Air Temperature



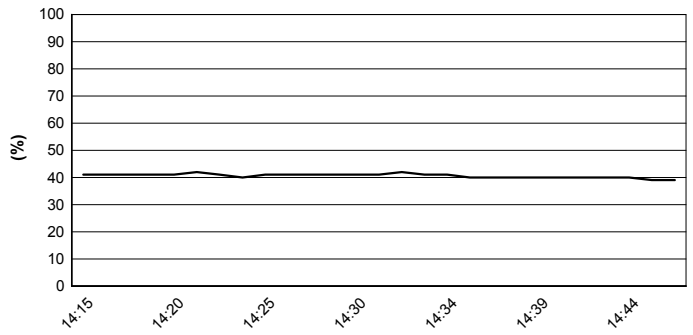
#### Track Temperature



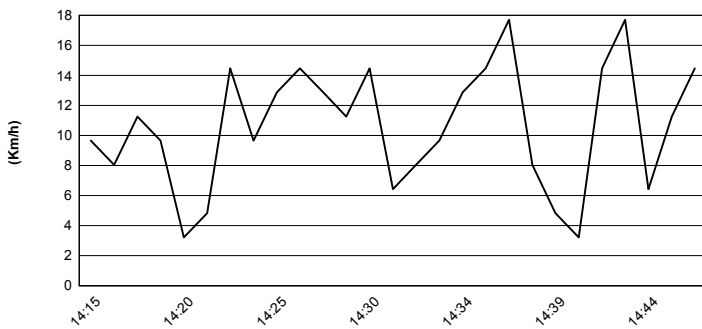
#### Air Pressure



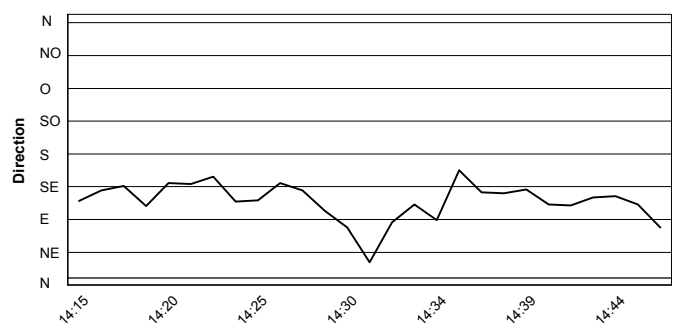
#### Humidity

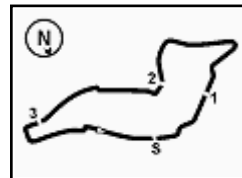


#### Wind Speed



#### Wind Direction





Imola Circuit 4.936 m

## Italian Round, 29-30 April 1 May 2016

### Superstock 1000 - Provisional Starting Grid

14 Laps x 4,936 km = 69,104 km



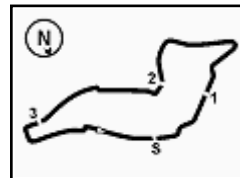
1	2 <b>TAMBURINI R.</b> Aprilia 1'49.672	2	36 <b>MERCADO L.</b> Ducati 1'49.701	3	5 <b>FACCANI M.</b> Ducati 1'49.745	
2	4	35 <b>DE ROSA R.</b> BMW 1'50.013	5	74 <b>CALIA K.</b> Aprilia 1'50.028	6	123 <b>SALVADORI L.</b> Aprilia 1'50.890
3	7	12 <b>RINALDI M.</b> Ducati 1'51.009	8	54 <b>RAZGATLIOGLU T.</b> Kawasaki 1'51.050	9	70 <b>VITALI L.</b> BMW 1'51.141
4	10	3 <b>SUCHET S.</b> Yamaha 1'51.361	11	87 <b>MARCONI L.</b> Yamaha 1'51.393	12	59 <b>MANTOVANI A.</b> Yamaha 1'51.591
5	13	96 <b>ROSSI L.</b> Yamaha 1'51.642	14	31 <b>FERRARI M.</b> BMW 1'51.689	15	43 <b>MASSEI F.</b> Yamaha 1'51.736
6	16	32 <b>MOSER M.</b> Ducati 1'51.823	17	58 <b>PUSCEDDU E.</b> Ducati 1'51.900	18	94 <b>CANEPA N.</b> Yamaha 1'51.987
7	19	16 <b>BLACK G.</b> Kawasaki 1'52.203	20	121 <b>ANDREOZZI A.</b> Kawasaki 1'52.238	21	11 <b>GUARNONI J.</b> Kawasaki 1'52.422
8	22	44 <b>TUCCIA A.</b> Yamaha 1'52.613	23	23 <b>PONSSON C.</b> Kawasaki 1'52.655	24	47 <b>HARTOG R.</b> Kawasaki 1'52.726
9	25	69 <b>MCFADDEN D.</b> Kawasaki 1'52.951	26	99 <b>CAVALLI F.</b> Kawasaki 1'53.116	27	13 <b>SANCHIONI F.</b> Kawasaki 1'53.172
10	28	51 <b>VIONNET E.</b> BMW 1'53.230	29	77 <b>TESSELS W.</b> Kawasaki 1'53.901	30	19 <b>PUFFE J.</b> Kawasaki 1'54.075
11	31	6 <b>SIMONESCHI A.</b> Kawasaki 1'54.290	32	9 <b>FINSTERBUSCH T.</b> Kawasaki 1'54.383	33	92 <b>LEU B.</b> Yamaha 1'54.618
12	34	78 <b>PISAREV K.</b> Yamaha 1'55.346	35	26 <b>SBAIZ M.</b> Yamaha 1'55.827	36	93 <b>MERCANDELLI R.</b> Kawasaki
13	37	91 <b>OPPEDISANO L.</b> Kawasaki 1'53.533				
14						

Rider N.91 (Oppedisano L.) will start from the pit lane

Jury President .....

..... Race Director





Imola Circuit 4.936 m

## Italian Round, 29-30 April 1 May 2016 Superstock 1000 - Pole Ranking

	2013	2014	2015	2016
<b>01 Aragon</b>	Barrier (Fra) Bmw 2'01.347 (158,5 Km/h)	Mercado (Arg) Duc 2'01.610 (158,2 Km/h)	Savadori (Ita) Apr 1'52.577 (162,4 Km/h)	Marino (Fra) Yam 1'52.773 (162,1 Km/h)
<b>02 Assen</b>	La Marra (Ita) Duc 1'38.571 (165,9 Km/h)	Savadori (Ita) Kaw 1'38.252 (166,4 Km/h)	Savadori (Ita) Apr 1'36.998 (168,6 Km/h)	Russo (Ita) Yam 1'38.248 (166,4 Km/h)
<b>03 Imola</b>	Barrier (Fra) Bmw 1'49.900 (161,7 Km/h)	Massei (Ita) Duc 1'50.351 (161,0 Km/h)	Jezek (Cze) Duc 1'49.071 (162,9 Km/h)	Tamburini (Ita) Apr 1'49.672 (162,0 Km/h)
<b>04 Donington</b>			Tamburini (Ita) Bmw 1'29.449 (161,9 Km/h)	
<b>05 Misano Adriatico</b>		Savadori (Ita) Kaw 1'38.974 (153,7 Km/h)	Savadori (Ita) Apr 1'36.384 (157,8 Km/h)	
<b>07 Magny-Cours</b>	Guarnoni (Fra) Kaw 1'41.523 (156,4 Km/h)	Savadori (Ita) Kaw 1'40.781 (157,6 Km/h)	Guarnoni (Fra) Yam 1'57.937 (134,6 Km/h)	
<b>08 Jerez</b>	Guarnoni (Fra) Kaw 1'45.062 (151,6 Km/h)	Mercado (Arg) Duc 1'45.018 (151,6 Km/h)	Tamburini (Ita) Bmw 1'44.188 (152,8 Km/h)	

### 2016

1 R. Russo  
1 F. Marino  
1 R. Tamburini

### ALL TIMES

14 S. Barrier	4 M. Pirro	2 L. Mercado
13 A. Badovini	4 R. Tamburini	1 D. Jefferies
7 W. Tortoroglio	3 C. Burns	1 F. Foret
7 V. Iannuzzo	3 M. Fabrizio	1 J. Morley
7 C. Corti	3 E. La Marra	1 G. Mason
7 L. Savadori	3 J. Guarnoni	1 C. Vermeulen
6 X. Simeon	2 S. Nebel	1 M. Nutt
6 D. Petrucci	2 J. Ellison	1 R. Chiarello
5 G. Vizziello	2 F. Capriotti	1 I. Sala
5 M. Berger	2 L. Alfonsi	1 M. Bauer
4 K. Harris	2 D. Oliver	1 B. Veneman
4 D. Van Keymeulen	2 A. Polita	1 M. Smrz
4 K. Sofuoglu	2 I. Dionisi	1 M. Baiocco
4 N. Canepa	2 L. Lanzi	1 I. Silva
4 D. Giugliano	2 L. Scassa	1 O. Jezek
4 B. Roberts	2 M. Roccoli	1 L. Baz