SUPERSTOCK1000 FIM CUP

18

STK1000

113/03

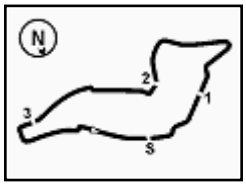

Imola Circuit 4.936 m

Italian Round, 29-30 April 1 May 2016

Superstock 1000 - Chronological Analysis Qualifying

1° 2 R. TAMBURINI (1'49.672)

Lap	Seg. 1	Seg. 2	Seg. 3	Seg. 4	Seg. 5	Lap Time	km/h	Local Time
								14:15'02.927
1	6.845	18.749	36.425	30.435	23.812	1'56.266 P	205.9	14:16'59.193
2	7.314	16.312	34.878	29.781	23.163	1'51.448	**280.1**	14:18'50.641
3	7.300	16.032	34.352	29.376	23.053	1'50.113	275.8	14:20'40.754
4	7.276	16.062	34.452	29.402	2'11.060	3'38.252	**280.1**	14:24'19.006
5	9.061	19.711	40.613	34.629	10'42.163	12'26.177 P	203.6	14:36'45.183
6	6.778	19.120	35.399	30.102	23.680	1'55.079 P	201.3	14:38'40.262
7	7.281	15.997	34.389	29.314	23.065	1'50.046	276.5	14:40'30.308
8	**7.253**	15.987	34.374	29.327	**23.001**	1'49.942	275.1	14:42'20.250
9	7.260	**15.885**	**34.295**	**29.197**	23.035	**1'49.672**	278.6	14:44'09.922

2° 36 L. MERCADO (1'49.701)

Lap	Seg. 1	Seg. 2	Seg. 3	Seg. 4	Seg. 5	Lap Time	km/h	Local Time
								14:16'25.678
1	7.654	20.385	39.493	31.122	23.801	2'02.455 P	160.4	14:18'28.133
2	7.436	16.845	37.802	30.328	23.100	1'55.511	277.2	14:20'23.644
3	7.357	16.068	34.541	29.928	22.987	1'50.881	280.1	14:22'14.525
4	7.276	16.004	34.373	29.643	23.063	1'50.359	280.1	14:24'04.884
5	7.312	16.059	34.479	29.964	22.971	1'50.785	280.1	14:25'55.669
6	7.368	16.018	34.520	29.682	22.962	1'50.550	278.6	14:27'46.219
7	7.388	19.201	38.653	31.831	6'44.919	8'21.992 P	268.3	14:36'08.211
8	9.390	21.860	45.955	32.555	23.652	2'13.412 P	98.4	14:38'21.623
9	7.364	15.938	34.545	29.496	23.128	1'50.471	277.2	14:40'12.094
10	7.309	**15.812**	**34.320**	29.479	23.231	1'50.151	281.5	14:42'02.245
11	7.283	15.824	34.374	**29.350**	**22.870**	**1'49.701**	283.0	14:43'51.946

3° 5 M. FACCANI (1'49.745)

Lap	Seg. 1	Seg. 2	Seg. 3	Seg. 4	Seg. 5	Lap Time	km/h	Local Time
								14:16'50.314
1	6.946	19.240	36.691	30.060	23.604	1'56.541 P	169.4	14:18'46.855
2	7.494	16.041	34.331	37.299	5'16.530	6'51.695 P	278.6	14:25'38.550
3	6.817	22.438	45.046	32.873	26.305	2'13.479 P	197.6	14:27'52.029
4	7.429	16.008	34.179	29.391	23.155	1'50.162	277.9	14:29'42.191
5	7.475	15.907	34.341	**28.980**	23.042	**1'49.745**	277.9	14:31'31.936
6	7.580	18.201	35.815	30.768	5'28.017	7'00.381 P	241.9	14:38'32.317
7	7.898	17.354	35.335	29.757	23.400	1'53.744 P	179.3	14:40'26.061
8	7.434	15.872	**33.981**	29.691	**22.852**	1'49.830	276.5	14:42'15.891
9	**7.378**	**15.849**	34.435	29.235	22.953	1'49.850	**280.8**	14:44'05.741

4° 35 R. DE ROSA (1'50.013)

Lap	Seg. 1	Seg. 2	Seg. 3	Seg. 4	Seg. 5	Lap Time	km/h	Local Time
								14:16'17.834
1	6.607	19.808	38.506	31.209	23.903	2'00.033 P	171.9	14:18'17.867
2	7.285	16.197	34.858	29.500	23.326	1'51.166	283.0	14:20'09.033
3	7.371	16.050	34.490	29.746	23.147	1'50.804	278.6	14:21'59.837
4	7.280	15.977	34.663	29.355	23.188	1'50.463	283.7	14:23'50.300
5	7.340	16.040	34.826	29.279	23.189	1'50.674	281.5	14:25'40.974
6	7.310	18.410	41.000	36.114	26.418	2'09.252	270.3	14:27'50.226
7	7.264	16.933	36.209	30.074	6'15.985	7'46.465 P	282.3	14:35'36.691
8	8.700	19.262	51.112	30.932	30.090	2'20.096 P	141.1	14:37'56.787
9	7.291	15.986	34.306	29.482	**23.054**	1'50.119	283.7	14:39'46.906
10	7.560	19.246	35.829	31.836	23.981	1'58.452	242.9	14:41'45.358
11	**7.193**	15.964	**34.217**	**29.051**	23.588	**1'50.013**	**285.2**	14:43'35.371

5° 74 K. CALIA (1'50.028)

Lap	Seg. 1	Seg. 2	Seg. 3	Seg. 4	Seg. 5	Lap Time	km/h	Local Time
								14:17'47.710
1	8.702	21.753	36.824	30.812	23.272	2'01.363 P	170.2	14:19'49.073
2	7.345	16.227	34.961	29.872	23.186	1'51.591	279.3	14:21'40.664
3	7.330	15.923	34.842	29.840	23.205	1'51.140	280.8	14:23'31.804
4	7.350	16.165	34.810	29.713	23.205	1'51.243	281.5	14:25'23.047
5	7.373	17.497	36.711	32.809	8'39.719	10'14.109 P	278.6	14:35'37.156
6	8.951	20.556	50.113	30.814	29.847	2'20.281 P	125.7	14:37'57.437
7	7.275	16.155	34.961	30.371	23.587	1'52.349	271.6	14:39'49.786
8	7.316	16.046	34.492	**29.483**	**22.691**	**1'50.028**	275.1	14:41'39.814
9	7.275	**15.779**	**34.487**	29.621	23.117	1'50.279	**283.7**	14:43'30.093

6° 123 L. SALVADORI (1'50.890)

Lap	Seg. 1	Seg. 2	Seg. 3	Seg. 4	Seg. 5	Lap Time	km/h	Local Time
								14:15'03.307
1	6.877	19.011	36.480	30.371	23.617	1'56.356 P	189.3	14:16'59.663
2	7.527	16.248	34.957	29.645	23.233	1'51.610	270.9	14:18'51.273
3	7.474	16.523	35.187	29.840	23.406	1'52.430	270.3	14:20'43.703
4	7.493	16.326	35.506	29.889	23.536	1'52.750	270.3	14:22'36.453
5	7.586	17.500	41.938	32.202	9'31.809	11'11.035 P	244.0	14:33'47.488
6	8.067	25.294	55.595	48.097	43.517	3'00.570 P	138.1	14:36'48.058
7	7.622	16.421	34.892	29.952	23.636	1'52.523	266.9	14:38'40.581
8	7.500	**16.124**	**34.661**	**29.391**	23.214	**1'50.890**	**273.7**	14:40'31.471
9	7.540	16.316	35.151	29.767	**23.202**	1'51.976	270.3	14:42'23.447
10	**7.449**	19.090	36.629	29.943	25.364	1'58.475	264.3	14:44'21.922

7° 12 M. RINALDI (1'51.009)

Lap	Seg. 1	Seg. 2	Seg. 3	Seg. 4	Seg. 5	Lap Time	km/h	Local Time
								14:16'07.308
1	6.173	18.776	36.990	30.435	23.957	1'56.331 P	198.0	14:18'03.639
2	7.498	16.181	34.959	30.508	23.329	1'52.475	272.3	14:19'56.114
3	7.485	16.018	35.430	30.452	23.362	1'52.747	271.6	14:21'48.861
4	7.501	16.043	34.829	30.178	23.469	1'52.020	270.3	14:23'40.881
5	7.473	16.073	34.981	30.138	23.349	1'52.014	271.6	14:25'32.895
6	7.539	17.303	37.733	32.826	5'54.762	7'30.163 P	266.9	14:33'03.058
7	6.095	18.012	35.275	30.242	23.326	1'52.950 P	206.3	14:34'56.008
8	7.521	16.005	34.616	**29.790**	**23.077**	**1'51.009**	271.6	14:36'47.017
9	**7.429**	**15.999**	**34.585**	29.912	23.183	1'51.108	**273.0**	14:38'38.125
10	7.487	16.892	37.458	31.929	1'31.112	3'04.878 P	265.0	14:41'43.003

8° 54 T. RAZGATLIOGLU (1'51.050)

Lap	Seg. 1	Seg. 2	Seg. 3	Seg. 4	Seg. 5	Lap Time	km/h	Local Time
								14:15'59.370
1	6.563	18.399	36.702	30.777	23.641	1'56.082 P	202.4	14:17'55.452
2	7.530	17.885	37.566	30.497	23.403	1'56.881	272.3	14:19'52.333
3	7.514	16.261	35.346	29.971	23.554	1'52.646	273.0	14:21'44.979
4	7.640	16.508	35.431	30.259	7'04.624	8'34.462 P	271.6	14:30'19.441
5	6.649	18.883	37.097	30.355	23.738	1'56.722 P	200.2	14:32'16.163
6	7.916	17.125	37.009	31.456	24.249	1'57.755	243.5	14:34'13.918
7	7.520	16.142	34.891	30.087	23.223	1'51.863	273.7	14:36'05.781
8	**7.379**	16.396	34.983	**29.739**	24.244	1'52.741	276.5	14:37'58.522
9	11.918	25.648	37.487	30.090	23.478	2'08.621	156.9	14:40'07.143
10	7.471	16.290	43.055	32.672	24.241	2'03.729	273.7	14:42'10.872
11	7.467	16.032	**34.621**	29.919	**23.011**	**1'51.050**	274.4	14:44'01.922

9° 70 L. VITALI (1'51.141)

Lap	Seg. 1	Seg. 2	Seg. 3	Seg. 4	Seg. 5	Lap Time	km/h	Local Time
								14:15'06.327
1	6.653	18.962	37.535	31.105	25.635	1'59.890 P	204.4	14:17'06.217
2	7.368	16.675	35.061	30.272	23.721	1'53.097	274.4	14:18'59.314
3	7.515	17.039	35.295	29.794	23.401	1'53.044	272.3	14:20'52.358
4	7.373	16.381	34.947	**29.628**	23.712	1'52.041	273.0	14:22'44.399
5	7.415	16.733	36.665	31.180	7'13.817	8'45.810 P	271.6	14:31'30.209
6	7.584	20.595	36.088	30.358	25.774	2'00.399 P	162.6	14:33'30.608
7	**7.359**	16.256	**34.621**	29.956	23.155	1'51.347	**277.2**	14:35'21.955
8	7.402	**16.239**	34.711	29.648	**23.141**	**1'51.141**	275.1	14:37'13.096
9	7.592	21.682	1'02.683	39.164	22.826	2'33.947 C	270.9	14:39'47.043
10	9.568	16.354	35.305	30.174	23.790	1'55.191	258.6	14:41'42.234

10° 3 S. SUCHET (1'51.361)

Lap	Seg. 1	Seg. 2	Seg. 3	Seg. 4	Seg. 5	Lap Time	km/h	Local Time
								14:15'01.664
1	6.466	18.342	37.273	32.979	23.912	1'58.972 P	202.8	14:17'00.636
2	7.438	16.632	35.509	30.189	23.669	1'53.437	274.4	14:18'54.073
3	7.437	16.496	35.636	30.052	23.558	1'53.179	**275.8**	14:20'47.252
4	7.421	16.423	35.325	30.171	23.492	1'52.832	275.1	14:22'40.084
5	7.392	16.607	39.081	31.525	7'16.379	8'50.984 P	275.1	14:31'31.068
6	7.078	18.588	36.381	31.628	24.672	1'58.347 P	159.2	14:33'29.415
7	7.412	16.435	35.422	30.443	23.417	1'53.129	273.7	14:35'22.544
8	7.478	**16.229**	**34.835**	**29.695**	**23.124**	**1'51.361**	**275.8**	14:37'13.905
9	**7.391**	18.514	41.199	33.310	1'44.557	3'24.971 P	**275.8**	14:40'38.876
10	6.608	19.047	39.915	30.549	23.529	1'59.648 P	177.8	14:42'38.524
11	7.473	16.347	35.494	32.422	28.937	2'00.673 C	**275.8**	14:44'39.197

11° 87 L. MARCONI (1'51.393)

Lap	Seg. 1	Seg. 2	Seg. 3	Seg. 4	Seg. 5	Lap Time	km/h	Local Time
								14:15'15.134
1	6.391	20.194	36.811	43.336	27.468	2'14.200 P	196.9	14:17'29.334
2	7.522	18.526	35.779	30.429	23.690	1'55.946	273.0	14:19'25.280
3	7.479	16.389	35.105	30.129	23.477	1'52.579	272.3	14:21'17.859
4	7.388	16.564	35.058	30.384	23.684	1'53.078	277.9	14:23'10.937
5	7.473	19.672	39.861	33.685	7'57.103	9'37.794 P	274.4	14:32'48.731
6	9.190	19.544	43.583	32.085	23.482	2'07.884 P	131.4	14:34'56.615
7	7.465	16.225	34.812	29.967	23.442	1'51.911	273.7	14:36'48.526
8	**7.332**	16.288	35.324	30.080	23.527	1'52.551	**280.8**	14:38'41.077
9	7.401	16.210	34.847	**29.664**	23.324	1'51.446	276.5	14:40'32.523
10	7.448	**16.155**	**34.705**	29.784	**23.301**	**1'51.393**	278.6	14:42'23.916

12° 59 A. MANTOVANI (1'51.591)

Lap	Seg. 1	Seg. 2	Seg. 3	Seg. 4	Seg. 5	Lap Time	km/h	Local Time
								14:15'48.848
1	6.235	18.410	36.577	31.113	23.957	1'56.292 P	194.4	14:17'45.140
2	7.573	16.755	35.329	30.641	23.447	1'53.745	**272.3**	14:19'38.885
3	7.502	16.385	35.230	30.380	23.454	1'52.951	**272.3**	14:21'31.836
4	7.587	16.331	34.776	30.592	23.849	1'53.135	271.6	14:23'24.971
5	8.014	16.402	34.981	30.904	23.588	1'53.889	270.3	14:25'18.860

P = Pits In/Out - C = Lap-Time Cancelled

PIRELLI
Official Tyre Supplier
TISSOT
SWISS WATCHES SINCE 1853
Official Timekeeper

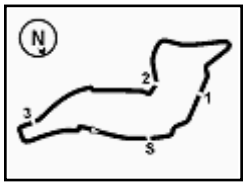

Imola Circuit 4.936 m

Italian Round, 29-30 April 1 May 2016

Superstock 1000 - Chronological Analysis Qualifying

6	7.650	16.549	35.134	30.720	7'54.799	9'24.852 P	270.9	14:34'43.712
7	6.590	18.846	43.907	32.613	23.634	2'05.590 P	191.3	14:36'49.302
8	7.505	16.516	34.997	30.557	23.531	1'53.106	269.6	14:38'42.408
9	7.467	16.295	**34.559**	30.155	23.607	1'52.083	270.9	14:40'34.491
10	7.555	16.231	34.687	**29.969**	**23.149**	**1'51.591**	270.9	14:42'26.082

13° 96 L. ROSSÌ (1'51.642)

Lap	Seg. 1	Seg. 2	Seg. 3	Seg. 4	Seg. 5	Lap Time	km/h	Local Time
								14:15'03.398
1	6.667	18.730	37.015	31.123	24.253	1'57.788 P	196.6	14:17'01.186
2	7.450	16.640	35.570	30.262	23.680	1'53.602	**277.9**	14:18'54.788
3	7.500	16.516	35.358	30.069	23.809	1'53.252	273.7	14:20'48.040
4	7.550	16.535	35.331	30.425	23.961	1'53.802	268.9	14:22'41.842
5	7.421	16.357	41.388	31.518	3'08.488	4'45.172 P	277.2	14:27'27.014
6	6.530	17.551	36.751	30.989	24.544	1'56.365 P	196.6	14:29'23.379
7	7.489	16.735	36.370	30.682	23.809	1'55.085	270.3	14:31'18.464
8	7.571	16.762	36.014	31.226	4'37.313	6'08.886 P	273.0	14:37'27.350
9	6.901	18.140	45.081	36.201	25.726	2'12.049 P	192.7	14:39'39.399
10	7.464	18.187	42.024	31.134	23.536	2'02.345	273.7	14:41'41.744
11	**7.414**	**16.188**	**34.800**	**29.871**	**23.369**	**1'51.642**	**277.9**	14:43'33.386

14° 31 M. FERRARI (1'51.689)

Lap	Seg. 1	Seg. 2	Seg. 3	Seg. 4	Seg. 5	Lap Time	km/h	Local Time
								14:15'12.207
1	8.237	21.656	38.070	38.722	25.759	2'12.444 P	142.2	14:17'24.651
2	7.569	16.539	35.489	29.965	23.457	1'53.019	273.0	14:19'17.670
3	7.557	16.314	35.203	30.427	23.525	1'53.026	273.0	14:21'10.696
4	7.552	16.323	35.267	29.926	23.691	1'52.759	272.3	14:23'03.455
5	7.543	16.834	35.179	30.023	23.155	1'52.734 C	275.1	14:24'56.189
6	12.662	17.549	35.824	30.889	24.179	2'01.103	236.6	14:26'57.292
7	7.521	18.619	35.366	29.776	23.396	1'54.678	274.4	14:28'51.970
8	7.472	16.406	35.195	29.928	3'51.472	5'20.473 P	273.7	14:34'12.443
9	6.815	18.366	36.733	29.901	23.519	1'55.334 P	191.0	14:36'07.777
10	7.475	16.337	34.871	30.261	23.436	1'52.380	**277.9**	14:38'00.157
11	7.478	**16.188**	34.972	29.952	23.699	1'52.289	277.2	14:39'52.446
12	7.527	16.652	45.342	36.646	24.286	2'10.453	**277.9**	14:42'02.899
13	7.479	16.369	**34.856**	**29.681**	**23.304**	**1'51.689**	277.2	14:43'54.588

15° 43 F. MASSEI (1'51.736)

Lap	Seg. 1	Seg. 2	Seg. 3	Seg. 4	Seg. 5	Lap Time	km/h	Local Time
								14:16'26.461
1	7.332	20.260	39.276	31.222	23.790	2'01.880 P	161.1	14:18'28.341
2	7.457	16.790	35.614	30.439	23.299	1'53.599	256.2	14:20'21.940
3	7.494	16.299	35.198	32.545	23.312	1'54.848	271.6	14:22'16.788
4	7.467	16.560	35.152	30.348	23.269	1'52.796	**273.0**	14:24'09.584
5	7.487	16.350	35.435	30.566	23.211	1'53.049	272.3	14:26'02.633
6	7.685	18.537	36.925	33.014	5'37.964	7'14.125 P	237.1	14:33'16.758
7	8.144	20.781	40.733	47.357	26.589	2'23.604 P	130.4	14:35'40.362
8	7.639	18.371	47.723	32.511	30.393	2'16.637	261.8	14:37'56.999
9	**7.407**	**16.133**	35.038	**30.136**	**23.022**	**1'51.736**	271.6	14:39'48.735
10	7.419	16.187	**34.971**	30.498	23.087	1'52.162	266.3	14:41'40.897

16° 32 M. MOSER (1'51.823)

Lap	Seg. 1	Seg. 2	Seg. 3	Seg. 4	Seg. 5	Lap Time	km/h	Local Time
								14:16'38.846
1	6.547	18.405	36.466	31.078	23.932	1'56.428 P	188.7	14:18'35.274
2	7.500	17.147	35.539	30.635	24.082	1'54.903	262.4	14:20'30.177
3	7.611	16.447	35.250	30.558	23.560	1'53.426	266.9	14:22'23.603
4	7.506	16.348	35.021	30.546	23.478	1'52.899	263.0	14:24'16.502
5	7.584	16.806	36.400	31.929	5'20.974	6'53.693 P	244.0	14:31'10.195
6	7.814	19.463	44.349	32.333	24.486	2'08.445 P	147.9	14:33'18.640
7	7.499	16.252	34.894	30.074	**23.295**	1'52.014	259.9	14:35'10.654
8	**7.437**	**16.118**	34.811	30.066	23.391	**1'51.823**	**269.6**	14:37'02.477
9	7.484	16.284	**34.627**	**29.980**	23.479	1'51.854	266.3	14:38'54.331
10	7.529	16.342	34.968	30.323	23.643	1'52.805	265.6	14:40'47.136
11	7.561	16.321	36.319	30.976	24.098	1'55.275	262.4	14:42'42.411
12	7.478	16.322	35.060	30.312	27.267	1'56.439 C	264.3	14:44'38.850

17° 58 E. PUSCEDDU (1'51.900)

Lap	Seg. 1	Seg. 2	Seg. 3	Seg. 4	Seg. 5	Lap Time	km/h	Local Time
								14:15'07.201
1	6.883	19.238	38.282	31.448	24.642	2'00.493 P	204.0	14:17'07.694
2	7.428	16.406	35.480	31.000	24.583	1'54.897 C	273.0	14:19'02.591
3	13.080	19.748	46.591	31.363	24.305	2'15.087	206.7	14:21'17.678
4	7.495	16.866	35.286	30.702	23.796	1'54.145	270.9	14:23'11.823
5	7.375	16.524	35.100	30.545	24.101	1'53.645	274.4	14:25'05.468
6	7.571	20.851	48.215	36.955	6'05.097	7'58.689 P	255.0	14:33'04.157
7	6.522	17.721	35.541	30.489	**23.204**	1'53.477 P	192.4	14:34'57.634
8	7.358	**16.071**	**34.967**	30.191	23.313	**1'51.900**	273.0	14:36'49.534
9	**7.328**	16.180	35.133	**30.104**	23.279	1'52.024	**278.6**	14:38'41.558
10	7.331	16.421	34.988	30.366	23.569	1'52.675	264.3	14:40'34.233
11	7.854	26.599	1'00.013	47.088	29.014	2'50.568	225.7	14:43'24.801

18° 94 N. CANEPA (1'51.987)

Lap	Seg. 1	Seg. 2	Seg. 3	Seg. 4	Seg. 5	Lap Time	km/h	Local Time
								14:15'04.105
1	6.399	19.956	37.842	31.934	24.860	2'00.991 P	195.1	14:17'05.096
2	7.495	17.076	36.754	33.350	24.383	1'59.058	264.3	14:19'04.154
3	7.481	16.700	35.605	30.896	23.918	1'54.600	263.7	14:20'58.754
4	**7.430**	16.621	35.629	30.748	24.365	1'54.793	269.6	14:22'53.547
5	7.496	16.606	35.297	30.383	23.720	1'53.502	**277.9**	14:24'47.049
6	7.514	16.444	35.382	30.632	23.797	1'53.769	273.0	14:26'40.818
7	7.500	16.279	35.267	30.439	23.529	1'53.014	274.4	14:28'33.832
8	7.485	16.375	36.747	31.110	6'02.447	7'34.164 P	273.7	14:36'07.996
9	8.593	19.440	44.417	38.559	23.600	2'14.609 P	98.2	14:38'22.605
10	7.535	**16.079**	**34.916**	30.045	23.412	**1'51.987**	275.1	14:40'14.592
11	7.535	16.404	42.087	33.085	**23.400**	2'02.511	274.4	14:42'17.103
12	7.479	16.172	34.923	**30.026**	23.681	1'52.281	276.5	14:44'09.384

19° 16 G. BLACK (1'52.203)

Lap	Seg. 1	Seg. 2	Seg. 3	Seg. 4	Seg. 5	Lap Time	km/h	Local Time
								14:15'03.654
1	7.010	19.381	37.758	31.500	24.485	2'00.134 P	176.1	14:17'03.788
2	7.476	17.097	36.189	30.372	23.847	1'54.981	262.4	14:18'58.769
3	7.488	17.880	36.612	33.661	25.098	2'00.739	264.3	14:20'59.508
4	7.493	16.620	35.525	30.400	24.392	1'54.430	260.5	14:22'53.938
5	7.516	16.593	35.462	30.178	23.746	1'53.495	261.1	14:24'47.433
6	**7.449**	17.409	35.976	31.003	4'47.249	6'19.086 P	260.5	14:31'06.519
7	8.889	20.421	35.964	37.733	59.018	2'42.025 P	120.8	14:33'48.544
8	6.018	17.081	37.061	38.913	23.598	2'02.671 P	196.6	14:35'51.215
9	7.479	**16.169**	35.317	29.818	**23.420**	**1'52.203**	**273.7**	14:37'43.418
10	7.496	16.321	35.280	29.950	23.761	1'52.808	272.3	14:39'36.226
11	7.712	21.830	43.314	30.409	23.924	2'07.189	231.0	14:41'43.415
12	7.482	16.445	**34.831**	**29.782**	24.320	1'52.860	266.3	14:43'36.275

20° 121 A. ANDREOZZI (1'52.238)

Lap	Seg. 1	Seg. 2	Seg. 3	Seg. 4	Seg. 5	Lap Time	km/h	Local Time
								14:16'04.513
1	6.401	19.785	36.442	30.980	24.635	1'58.243 P	174.1	14:18'02.756
2	7.600	16.474	35.259	31.021	24.308	1'54.662	268.9	14:19'57.418
3	7.576	16.186	35.082	30.704	23.662	1'53.210 C	270.3	14:21'50.628
4	11.934	18.056	38.218	34.198	5'26.458	7'08.864 P	245.7	14:28'59.492
5	10.654	20.468	37.072	31.919	23.977	2'04.090 P	113.3	14:31'03.582
6	7.638	16.729	34.937	31.170	**23.535**	1'54.009	269.6	14:32'57.591
7	7.616	**16.300**	**34.757**	**29.951**	23.614	**1'52.238**	269.6	14:34'49.829
8	**7.554**	16.304	34.894	30.899	4'29.340	5'58.991 P	270.3	14:40'48.820
9	7.169	17.933	35.905	30.611	24.382	1'56.000 P	176.9	14:42'44.820
10	7.584	16.385	34.894	30.227	26.453	1'55.543 C	**271.6**	14:44'40.363

21° 11 J. GUARNONI (1'52.422)

Lap	Seg. 1	Seg. 2	Seg. 3	Seg. 4	Seg. 5	Lap Time	km/h	Local Time
								14:15'26.108
1	9.436	22.098	41.373	31.082	29.784	2'13.773 P	112.1	14:17'39.881
2						13'23.056 P		14:31'02.937
3	9.631	20.457	36.985	39.288	57.550	2'43.911 P	125.4	14:33'46.848
4	6.616	17.366	37.519	38.733	23.597	2'03.831 P	192.0	14:35'50.679
5	**7.440**	**16.270**	**35.273**	**29.931**	23.508	**1'52.422**	**273.7**	14:37'43.101
6	7.856	25.376	38.467	30.003	**23.348**	2'05.050	238.1	14:39'48.151

22° 44 A. TUCCI (1'52.613)

Lap	Seg. 1	Seg. 2	Seg. 3	Seg. 4	Seg. 5	Lap Time	km/h	Local Time
								14:15'02.427
1	7.507	19.512	37.922	31.333	24.158	2'00.432 P	178.4	14:17'02.859
2	7.436	16.734	36.094	30.346	23.855	1'54.465	268.9	14:18'57.324
3	7.453	16.779	35.564	30.221	23.626	1'53.643	264.3	14:20'50.967
4	7.392	**16.489**	35.514	30.336	24.121	1'53.852	275.1	14:22'44.819
5	**7.298**	16.633	37.585	31.238	7'21.257	8'54.011 P	269.6	14:31'38.830
6	6.502	18.593	36.984	30.787	24.257	1'57.123 P	197.6	14:33'35.953
7	7.427	16.530	35.348	30.229	23.731	1'53.265	275.1	14:35'29.218
8	7.422	17.619	45.940	41.986	24.841	2'17.808	270.9	14:37'47.026
9	7.354	16.731	35.699	40.109	23.906	2'03.799	**276.5**	14:39'50.825
10	7.408	16.523	35.386	31.509	24.111	1'54.937	272.3	14:41'45.762
11	7.375	16.581	**35.034**	**30.039**	**23.584**	**1'52.613**	265.6	14:43'38.375

23° 23 C. PONSSON (1'52.655)

Lap	Seg. 1	Seg. 2	Seg. 3	Seg. 4	Seg. 5	Lap Time	km/h	Local Time
								14:15'04.598
1	6.515	19.358	37.526	31.416	24.676	1'59.491 P	198.0	14:17'04.089
2	**7.431**	17.009	36.104	30.728	24.201	1'55.473	273.0	14:18'59.562
3	7.464	17.134	35.842	30.444	24.067	1'54.951	268.9	14:20'54.513
4	7.484	16.676	35.297	30.637	24.117	1'54.211	270.9	14:22'48.724
5	7.501	16.657	35.339	30.617	24.013	1'54.127	273.7	14:24'42.851
6	7.642	18.472	36.425	31.122	5'28.841	7'02.502 P	264.3	14:31'45.353
7	8.012	23.322	43.768	43.702	31.369	2'30.173 P	105.0	14:34'15.526
8	7.659	16.598	35.588	30.433	**23.630**	1'53.908	273.7	14:36'09.434

P = Pits In/Out - C = Lap-Time Cancelled

PIRELLI
Official Tyre Supplier

TISSOT
SWISS WATCHES SINCE 1853
Official Timekeeper

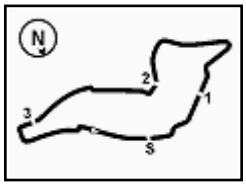

Imola Circuit 4.936 m

Italian Round, 29-30 April 1 May 2016

Superstock 1000 - Chronological Analysis Qualifying

9	7.470	**16.362**	**34.932**	**30.194**	23.697	**1'52.655**	275.1	14:38'02.089
10	7.541	16.306	35.334	30.590	25.954	1'55.725 C	**275.8**	14:39'57.814

24° 47 R. HARTOG (1'52.726)

Lap	Seg. 1	Seg. 2	Seg. 3	Seg. 4	Seg. 5	Lap Time	km/h	Local Time
								14:15'07.252
1	6.259	19.296	38.459	32.288	25.802	2'02.104 P	195,5	14:17'09.356
2	7.790	16.913	35.880	31.979	24.591	1'57.153	270,3	14:19'06.509
3	7.456	17.406	36.392	30.518	24.085	1'55.857	268,3	14:21'02.366
4	7.519	16.622	35.376	30.813	24.387	1'54.717	272,3	14:22'57.083
5	**7.395**	17.756	37.175	30.840	24.309	1'57.475	**275.8**	14:24'54.558
6	7.572	16.680	35.524	30.499	5'47.971	7'18.246 P	269,6	14:32'12.804
7	6.996	17.669	36.991	30.633	23.929	1'56.218 P	188,3	14:34'09.022
8	7.604	16.541	35.354	30.180	23.438	1'53.117	269,6	14:36'02.139
9	9.275	16.895	42.931	30.548	23.471	2'03.120	250,3	14:38'05.259
10	7.473	16.430	35.255	30.498	24.961	1'54.617 C	274,4	14:39'59.876
11	13.418	17.120	36.010	30.399	**23.413**	2'00.360	250,8	14:42'00.236
12	7.519	16.500	**35.310**	**29.839**	23.558	**1'52.726**	269,6	14:43'52.962

25° 69 D. MCFADDEN (1'52.951)

Lap	Seg. 1	Seg. 2	Seg. 3	Seg. 4	Seg. 5	Lap Time	km/h	Local Time
								14:16'02.940
1	7.396	20.592	37.577	30.935	25.007	2'01.507 P	145.5	14:18'04.447
2	7.570	16.721	35.600	30.279	23.982	1'54.152	266.3	14:19'58.599
3	7.569	**16.499**	35.376	30.526	24.007	1'53.977	268.9	14:21'52.576
4	7.584	16.771	36.657	31.300	3'26.371	4'58.683 P	269,6	14:26'51.259
5	7.639	19.245	41.998	30.182	23.740	2'02.804 P	199,8	14:28'54.063
6	7.501	16.511	35.111	30.230	23.876	1'53.229	270.9	14:30'47.292
7	7.512	23.298	38.083	30.960	6'20.902	8'00.755 P	270.9	14:38'48.047
8	5.812	17.637	36.337	30.640	24.341	1'54.767 P	204.4	14:40'42.814
9	7.565	16.555	35.318	**29.877**	**23.636**	**1'52.951**	269.6	14:42'35.765
10	**7.458**	16.754	**35.093**	29.912	24.094	1'53.311 C	**272.3**	14:44'29.076

26° 99 F. CAVALLI (1'53.116)

Lap	Seg. 1	Seg. 2	Seg. 3	Seg. 4	Seg. 5	Lap Time	km/h	Local Time
								14:15'05.312
1	6.527	18.906	37.842	31.161	24.669	1'59.105 P	192,7	14:17'04.417
2	**7.438**	16.995	36.331	30.773	23.932	1'55.469	274,4	14:18'59.886
3	7.539	16.985	36.038	30.292	24.095	1'54.949	270,9	14:20'54.835
4	7.519	16.966	35.686	30.963	24.476	1'55.610	273,7	14:22'50.445
5	7.685	16.653	35.483	30.561	4'23.606	5'53.988 P	268.9	14:28'44.433
6	6.774	17.936	36.952	38.256	23.754	2'03.672 P	182.0	14:30'48.105
7	7.687	**16.337**	35.401	**30.267**	**23.424**	**1'53.116**	270.9	14:32'41.221
8	7.650	16.396	35.465	30.432	23.630	1'53.573	268.9	14:34'34.794
9	8.426	18.964	39.170	35.654	33.177	2'15.391	205.5	14:36'50.185
10	7.443	18.758	39.461	36.160	31.085	2'12.907	**277.2**	14:39'03.092
11	7.620	16.619	35.638	30.690	31.370	2'01.937	269.6	14:41'05.029
12	7.668	16.496	**35.276**	30.284	23.479	1'53.203	270,3	14:42'58.232

27° 13 F. SANCHIONI (1'53.172)

Lap	Seg. 1	Seg. 2	Seg. 3	Seg. 4	Seg. 5	Lap Time	km/h	Local Time
								14:15'06.288
1	6.374	19.513	37.867	31.645	24.392	1'59.791 P	203,2	14:17'06.079
2	7.633	16.808	36.301	31.690	24.138	1'56.570	261.8	14:19'02.649
3	7.720	16.492	36.066	30.796	24.065	1'55.139	268,3	14:20'57.788
4	7.674	16.600	36.198	31.516	6'15.419	7'47.407 P	268,3	14:28'45.195
5	6.307	18.147	37.007	38.224	23.843	2'03.528 P	193,4	14:30'48.723
6	7.590	16.307	35.455	30.295	24.118	1'53.765	272,3	14:32'42.488
7	7.682	16.395	35.487	30.490	23.738	1'53.792	272,3	14:34'36.280
8	7.670	18.983	39.594	35.127	33.134	2'14.508	248,5	14:36'50.788
9	**7.508**	16.471	35.498	**30.102**	**23.593**	**1'53.172**	269,6	14:38'43.960
10	7.678	**16.196**	**35.320**	30.317	23.918	1'53.429	**273.0**	14:40'37.389
11	7.606	21.487	41.521	31.053	24.049	2'05.716	270,3	14:42'43.105
12	7.511	16.338	35.318	30.329	24.312	1'53.808 C	271.6	14:44'36.913

28° 51 E. VIONNET (1'53.230)

Lap	Seg. 1	Seg. 2	Seg. 3	Seg. 4	Seg. 5	Lap Time	km/h	Local Time
								14:15'05.681
1	6.701	20.214	39.804	32.704	24.767	2'04.190 P	184,5	14:17'09.871
2	7.458	16.954	36.107	31.248	24.244	1'56.011	255,6	14:19'05.882
3	7.496	16.756	35.731	30.582	24.065	1'54.630	272,3	14:21'00.512
4	7.504	16.633	38.987	37.616	25.135	2'05.875	270.9	14:23'06.387
5	7.567	17.236	37.168	33.900	24.285	2'00.156	256,8	14:25'06.543
6	7.491	16.969	36.184	30.430	23.867	1'54.941	275,8	14:27'01.484
7	7.435	16.656	35.506	**30.078**	23.880	1'53.555	273,7	14:28'55.039
8	7.509	17.521	36.631	31.531	5'28.377	7'01.569 P	256,8	14:35'56.608
9	7.334	19.032	39.891	30.624	24.360	2'01.241 P	181.1	14:37'57.849
10	**7.409**	16.636	35.912	30.497	24.034	1'54.488	266,9	14:39'52.337
11	7.429	**16.410**	35.294	30.336	24.383	1'53.852	**277.2**	14:41'46.189
12	7.484	16.557	**35.275**	30.122	**23.792**	**1'53.230**	268,3	14:43'39.419

29° 91 L. OPPEDISANO (1'53.533)

Lap	Seg. 1	Seg. 2	Seg. 3	Seg. 4	Seg. 5	Lap Time	km/h	Local Time
								14:15'08.176
1	6.726	19.756	37.588	31.681	25.276	2'01.027 P	173,8	14:17'09.203
2	7.586	16.957	36.042	31.181	24.059	1'55.825	**275.1**	14:19'05.028
3	**7.417**	16.877	43.633	36.880	24.024	2'08.831	273,7	14:21'13.859
4	7.637	16.853	35.898	30.573	24.192	1'55.153	271,6	14:23'09.012
5	7.516	16.971	36.214	31.173	5'16.026	6'47.900 P	273,0	14:29'56.912
6	7.366	21.352	38.115	31.522	**23.870**	2'02.225 P	166.1	14:31'59.137
7	7.653	16.789	35.565	30.223	23.519	1'53.749 C	270.9	14:33'52.886
8	13.852	22.251	37.625	31.121	23.951	2'08.800	250,8	14:36'01.686
9	7.501	**16.643**	**35.360**	**30.062**	23.967	**1'53.533**	273,7	14:37'55.219
10	7.528	16.578	36.102	30.630	1'27.872	2'58.710 C	274,4	14:40'53.929
11						2'35.299 P		14:43'29.228

30° 77 W. TESSELS (1'53.901)

Lap	Seg. 1	Seg. 2	Seg. 3	Seg. 4	Seg. 5	Lap Time	km/h	Local Time
								14:15'07.655
1	6.719	18.765	38.303	32.005	24.780	2'00.572 P	196,6	14:17'08.227
2	7.571	16.669	35.682	30.660	24.261	1'54.843	265,6	14:19'03.070
3	7.609	16.580	35.818	30.971	24.404	1'55.382	270,9	14:20'58.452
4	7.612	16.947	35.765	31.295	24.357	1'55.976	266,9	14:22'54.428
5	7.616	16.610	35.584	30.913	23.983	1'54.706	270,9	14:24'49.134
6	7.614	16.729	35.567	30.717	24.115	1'54.742	266,3	14:26'43.876
7	7.556	16.736	35.720	31.782	5'24.447	6'56.241 P	266,9	14:33'40.117
8	7.665	17.803	38.886	43.499	**23.763**	2'11.616 P	165,1	14:35'51.733
9	7.537	16.370	35.455	30.236	24.444	1'54.042 C	271.6	14:37'45.775
10	14.023	20.535	36.391	30.657	23.948	2'05.554	222.9	14:39'51.329
11	7.539	**16.399**	35.820	30.762	24.726	1'55.246	**272.3**	14:41'46.575
12	**7.480**	16.501	**35.395**	**30.489**	24.036	**1'53.901**	267,6	14:43'40.476

31° 19 J. PUFFE (1'54.075)

Lap	Seg. 1	Seg. 2	Seg. 3	Seg. 4	Seg. 5	Lap Time	km/h	Local Time
								14:15'35.456
1	6.805	18.249	37.869	31.482	25.236	1'59.641 P	194.4	14:17'35.097
2	7.603	17.579	36.035	30.629	24.314	1'56.160	269,6	14:19'31.257
3	7.604	16.736	35.806	30.645	24.183	1'54.974	269,6	14:21'26.231
4	7.571	16.804	35.745	**30.315**	24.543	1'54.978	269,6	14:23'21.209
5	7.548	16.939	35.952	30.596	24.250	1'55.285	268,9	14:25'16.494
6	7.717	17.481	37.689	30.743	24.209	1'57.839	267.6	14:27'14.333
7	7.598	17.581	36.783	31.386	6'50.925	8'24.273 P	271,6	14:35'38.606
8	8.415	20.119	41.584	32.425	24.640	2'07.183 P	123,7	14:37'45.789
9	7.579	16.681	35.607	30.377	24.078	1'54.322	271,6	14:39'40.111
10	7.569	**16.668**	**35.583**	30.392	**23.863**	**1'54.075**	**273.0**	14:41'34.186
11	7.498	17.773	39.134	32.204	25.126	2'01.735	272.3	14:43'35.921

32° 6 A. SIMONESCHI (1'54.290)

Lap	Seg. 1	Seg. 2	Seg. 3	Seg. 4	Seg. 5	Lap Time	km/h	Local Time
								14:15'12.733
1	6.904	19.689	37.738	32.093	24.452	2'00.876 P	186,7	14:17'13.609
2	7.638	16.754	35.773	31.019	23.998	1'55.182	260,5	14:19'08.791
3	7.644	17.293	35.915	**30.661**	23.930	1'55.443	256,2	14:21'04.234
4	7.734	16.925	35.705	30.914	24.000	1'55.278	253.8	14:22'59.512
5	7.762	17.484	36.533	31.697	24.425	1'57.901	238,1	14:24'57.413
6	7.648	16.946	35.771	31.155	4'55.094	6'26.614 P	244,6	14:31'24.027
7	12.201	22.629	36.228	31.032	25.112	2'07.202 P	85,3	14:33'31.229
8	**7.537**	**16.505**	35.805	37.973	26.429	2'04.249	266,3	14:35'35.478
9	7.588	16.669	35.775	30.836	23.984	1'54.852	261.8	14:37'30.330
10	7.560	16.760	**35.490**	30.738	**23.742**	**1'54.290**	256,2	14:39'24.620
11	7.609	19.746	36.275	34.638	27.846	2'06.114	258,0	14:41'30.734
12	9.841	19.316	41.063	30.933	24.671	2'05.824	201,3	14:43'36.558

33° 9 T. FINSTERBUSCH (1'54.383)

Lap	Seg. 1	Seg. 2	Seg. 3	Seg. 4	Seg. 5	Lap Time	km/h	Local Time
								14:15'06.189
1	6.615	19.780	38.384	31.892	25.414	2'02.085 P	178.1	14:17'08.274
2	7.685	17.057	36.451	30.985	24.251	1'56.429	269,6	14:19'04.703
3	7.646	16.657	35.966	31.207	24.528	1'56.004	270,9	14:21'00.707
4	7.623	16.577	36.264	30.883	24.142	1'55.489	266,9	14:22'56.196
5	**7.532**	**16.515**	35.858	**30.427**	24.051	**1'54.383**	271,6	14:24'50.579
6	7.583	16.844	36.677	33.901	5'41.250	7'16.255 P	266,3	14:32'06.834
7	7.542	19.092	41.185	31.489	24.602	2'03.910 P	144,5	14:34'10.744
8	7.536	16.565	36.097	30.539	**23.817**	1'54.554	**273.7**	14:36'05.298
9	7.780	16.764	36.379	31.123	23.983	1'56.029	266,9	14:38'01.327
10	7.541	16.581	**35.701**	30.529	24.450	1'54.802	**273.7**	14:39'56.129
11	7.591	16.798	42.190	36.971	26.860	2'10.410	268.9	14:42'06.539
12	7.610	16.559	36.213	33.057	24.300	1'57.739	272,3	14:44'04.278

34° 92 B. LEU (1'54.618)

Lap	Seg. 1	Seg. 2	Seg. 3	Seg. 4	Seg. 5	Lap Time	km/h	Local Time
								14:15'02.601
1	7.505	19.241	37.311	31.173	24.248	1'59.478 P	166.6	14:17'02.079
2	7.594	16.950	37.037	30.800	23.981	1'56.362	263.7	14:18'58.441
3	**7.522**	17.012	36.320	30.757	24.138	1'55.749	259.3	14:20'54.190
4	7.607	17.388	37.415	31.169	23.844	1'57.423 C	249,1	14:22'51.613

P = Pits In/Out - C = Lap-Time Cancelled

PIRELLI
Official Tyre Supplier

TISSOT
SWISS WATCHES SINCE 1853
Official Timekeeper

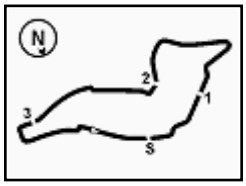

Imola Circuit 4.936 m

Italian Round, 29-30 April 1 May 2016

Superstock 1000 - Chronological Analysis Qualifying

5	15.332	17.385	36.765	31.338	3'33.478	5'14.298 P	234.5	14:28'05.911
6	6.453	18.518	37.667	31.547	25.755	1'59.940 P	194.4	14:30'05.851
7	7.562	16.920	36.003	30.590	23.869	1'54.944	258.6	14:32'00.795
8	7.570	**16.797**	**35.968**	**30.531**	**23.752**	**1'54.618**	**265.6**	14:33'55.413
9	7.779	19.475	40.858	36.766	24.795	2'09.673	237.1	14:36'05.086
10	7.589	16.957	36.382	33.420	24.293	1'58.641	259.9	14:38'03.727
11	7.541	16.822	36.141	30.818	24.768	1'56.090	255.0	14:39'59.817

35° 78 K. PISAREV (1'55.346)

Lap	Seg. 1	Seg. 2	Seg. 3	Seg. 4	Seg. 5	Lap Time	km/h	Local Time
								14:15'04.507
1	6.959	19.831	38.395	32.606	25.222	2'03.013 P	174.1	14:17'07.520
2	7.583	17.330	37.198	31.893	24.776	1'58.780	252.0	14:19'06.300
3	7.569	17.492	37.404	31.072	24.939	1'58.476	260.5	14:21'04.776
4	7.653	17.326	37.444	31.171	24.855	1'58.449	257.4	14:23'03.225
5	7.628	17.510	36.682	31.060	24.350	1'57.230	260.5	14:25'00.455
6	7.708	19.048	37.352	31.298	4'49.353	6'24.759 P	264.3	14:31'25.214
7	11.475	23.006	37.341	31.238	23.986	2'07.046 P	84.8	14:33'32.260
8	7.521	16.720	36.401	30.635	23.027	1'54.304 C	**270.3**	14:35'26.564
9	11.720	17.344	37.446	30.601	23.195	2'00.306 C	246.3	14:37'26.870
10	11.548	16.942	36.190	30.724	23.907	1'59.311	234.5	14:39'26.181
11	**7.470**	16.885	36.352	**30.488**	24.151	**1'55.346**	265.6	14:41'21.527
12	7.560	17.300	36.108	31.037	**23.689**	1'55.694	259.9	14:43'17.221

36° 26 M. SBAIZ (1'55.827)

Lap	Seg. 1	Seg. 2	Seg. 3	Seg. 4	Seg. 5	Lap Time	km/h	Local Time
								14:15'01.972
1	7.317	19.220	38.609	31.856	24.644	2'01.646 P	182.9	14:17'03.618
2	7.582	17.159	37.842	31.655	25.149	1'59.387	270.3	14:19'03.005
3	7.646	17.156	36.830	31.341	24.153	1'57.126	265.0	14:21'00.131
4	**7.450**	16.986	36.348	31.633	24.198	1'56.615	267.6	14:22'56.746
5	7.511	**16.982**	37.571	33.536	5'51.549	7'27.149 P	**273.7**	14:30'23.895
6	7.695	20.277	38.748	32.539	24.387	2'03.646 P	183.9	14:32'27.541
7	7.682	17.070	36.817	31.282	24.207	1'57.058	265.6	14:34'24.599
8	7.555	17.099	**36.338**	**30.837**	**23.998**	**1'55.827**	266.9	14:36'20.426
9	7.576	17.037	36.477	33.965	1'20.885	2'55.940 P	267.6	14:39'16.366
10	7.388	19.228	38.896	33.172	25.801	2'04.485 P	191.3	14:41'20.851
11	7.669	17.926	37.533	32.422	24.926	2'00.476	265.0	14:43'21.327

37° 34 T. TOFFEL (1'58.853)

Lap	Seg. 1	Seg. 2	Seg. 3	Seg. 4	Seg. 5	Lap Time	km/h	Local Time
								14:15'04.626
1	6.983	20.063	39.401	34.137	25.896	2'06.480 P	177.2	14:17'11.106
2	**7.569**	17.987	37.357	32.575	25.440	2'00.928	245.7	14:19'12.034
3	7.612	17.997	38.057	31.915	25.254	2'00.835	256.2	14:21'12.869
4	7.633	17.882	37.270	32.031	25.005	1'59.821	251.4	14:23'12.690
5	7.633	17.537	37.267	31.467	25.319	1'59.223	**263.0**	14:25'11.913
6	7.738	18.253	37.822	32.280	3'40.049	5'16.142 P	225.7	14:30'28.055
7	6.394	18.673	37.655	32.737	25.140	2'00.599 P	199.1	14:32'28.654
8	7.651	17.781	37.038	32.213	24.716	1'59.399	250.3	14:34'28.053
9	7.799	**17.322**	37.047	31.722	24.963	**1'58.853**	260.5	14:36'26.906
10	7.729	17.658	37.093	**31.325**	1'31.712	3'05.517	242.9	14:39'32.423
11	7.823	17.921	**36.874**	31.620	24.840	1'59.078	235.5	14:41'31.501
12	7.794	18.086	37.156	32.125	**24.513**	1'59.674	237.1	14:43'31.175

38° 93 R. MERCANDELLI

Lap	Seg. 1	Seg. 2	Seg. 3	Seg. 4	Seg. 5	Lap Time	km/h	Local Time
								14:15'26.406
1	7.343	19.262	37.149	31.325	24.308	1'59.387 P	182.3	14:17'25.793

P = Pits In/Out - C = Lap-Time Cancelled

PIRELLI
Official Tyre Supplier

TISSOT
SWISS WATCHES SINCE 1853
Official Timekeeper