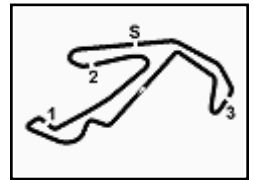




European Junior Cup



1
EJC



Riviera di Rimini Round, 17-18-19 June 2016

European Junior Cup - Entry List

Misano World Circuit 4.226 m

No.	Rider	Team	Bike	Class
1*	2 KOVALENKO Anastassia (EST)	AK Racing	Honda	WOMEN
2	3 NESBITT Stacey (CAN)	Statoni Racing	Honda	WOMEN
3	4 LECARPENTIER Romain (FRA)	RPA Academy	Honda	
4*	7 ANGELONI Edoardo (ITA)	Fullgas Rider Park	Honda	
5	8 PEREZ Mika (ESP)	Granshagen Racing Team	Honda	
6	9 LONDON Connor (NZL)	Wil Sport	Honda	
7	10 ERYILMAZ Furkam (TUR)	KNN54-TMF	Honda	
8	11 PICCIUTO Riccardo (ITA)	SK-Racing Team	Honda	
9	12 BESTER Byron (RSA)	HI-Tech Racing	Honda	
10	14 CLERC Theo (SUI)	Clerc Metal	Honda	
11	15 COPPOLA Alfonso (ITA)	Chiodo Moto Racing	Honda	
12	17 NODERER Gabriel (GER)	Noderer Racing	Honda	
13	18 MURLEY Alex (GBR)	Alex Murley Racing	Honda	
14	19 GOPHER Dean (ISR)	Wolf Racing Team	Honda	
15	20 LOUREIRO Dorren (RSA)	Family Fitness Racing	Honda	
16	21 BIDDLE Avalon (NZL)	Avalon Biddle Racing	Honda	WOMEN
17*	22 FERRANTE Stefano (ITA)	Brothers Racing	Honda	
18	34 DRAYTON Daniel (GBR)	Team Bike Insurer-Drayton Racing	Honda	
19	38 SOOMER Hannes (EST)	Auto24Ring	Honda	
20	45 KARAKOSTAS Dimitris (GRE)	Karakostas Honda Saracakis	Honda	
21	48 CARONERA Michael (ITA)	SK-Racing Team	Honda	
22	59 LAVILLE Dorian (FRA)	Team Laville Mi&Do	Honda	
23	64 PAK Rodi (TUR)	KNN54-TMF	Honda	
24*	80 ZETTI Alessandro (ITA)	Fullgas Rider Park	Honda	
25	84 GRASSIA Paolo (ITA)	Chiodo Moto Racing	Honda	
26	91 LYNCH Nicole (IRL)	Medlar Racing	Honda	WOMEN
27	94 BODIS Richard (HUN)	H-Moto Team	Honda	
28	95 DE GRUTTOLA Giuseppe (ITA)	SK-Racing Team	Honda	
29	97 KARAKOSTAS Nikos (GRE)	Karakostas Honda Saracakis	Honda	
30	99 RODRIGUEZ Laura (SUI)	Laura #99 Racing Team	Honda	WOMEN

* = Wild Card

These data/results cannot be reproduced, stored and/or transmitted in whole or in part by any manner of electronic, mechanical, photocopying, recording, broadcasting or otherwise now known or herein after developed without the previous express consent by the copyright owner, except for reproduction in daily press and regular printed publications on sale to the public within 60 days of the event related to those data/results and always provided that copyright symbol appears together as follows below.

© DORNA WSBK ORGANIZATION Srl 2016

FICR PERUGIA TIMING



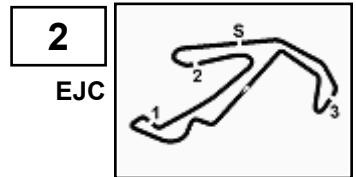
Official Tyre Supplier



Official Timekeeper



European Junior Cup



Riviera di Rimini Round, 17-18-19 June 2016 European Junior Cup - Results Free Practice 1st Session

Misano World Circuit 4.226 m
1 / 2

No.	Rider	Nat	Team	Bike	Class	Time	Gap	Rel.	Laps	Speed	
										Avg	Max
1	38 H. SOOMER	EST	Auto24Ring	Honda		1'46.900			14	142,316	202,6
2	84 P. GRASSIA	ITA	Chiodo Moto Racing	Honda		1'47.407	0.507	0.507	14	141,644	201,5
3	59 D. LAVILLE	FRA	Team Laville Mi&Do	Honda		1'47.510	0.610	0.103	15	141,509	204,9
4	15 A. COPPOLA	ITA	Chiodo Moto Racing	Honda		1'47.540	0.640	0.030	15	141,469	203,8
5	8 M. PEREZ	ESP	Granshagen Racing Team	Honda		1'47.818	0.918	0.278	15	141,104	203,4
6	94 R. BODIS	HUN	H-Moto Team	Honda		1'47.978	1.078	0.160	14	140,895	200,7
7	95 G. DE GRUTTOLA	ITA	SK-Racing Team	Honda		1'48.451	1.551	0.473	13	140,281	202,2
8	48 M. CARBONERA	ITA	SK-Racing Team	Honda		1'48.863	1.963	0.412	15	139,750	205,7
9	20 D. LOUREIRO	RSA	Family Fitness Racing	Honda		1'48.885	1.985	0.022	14	139,722	201,1
10	21 A. BIDDLE	NZL	Avalon Biddle Racing	Honda	WOMEN	1'49.956	3.056	1.071	14	138,361	203,4
11	34 D. DRAYTON	GBR	Team Bike Insurer-Drayton Racing	Honda		1'50.349	3.449	0.393	13	137,868	203,4
12	64 R. PAK	TUR	KNN54-TMF	Honda		1'50.535	3.635	0.186	16	137,636	203,0
13	18 A. MURLEY	GBR	Alex Murley Racing	Honda		1'50.749	3.849	0.214	13	137,370	201,9
14	12 B. BESTER	RSA	HI-Tech Racing	Honda		1'51.622	4.722	0.873	14	136,296	200,4
15	17 G. NODERER	GER	Noderer Racing	Honda		1'51.769	4.869	0.147	14	136,116	203,8
16	7 E. ANGELONI	ITA	Fullgas Rider Park	Honda		1'51.953	5.053	0.184	14	135,893	205,7
17	80 A. ZETTI	ITA	Fullgas Rider Park	Honda		1'51.954	5.054	0.001	14	135,892	202,2
18	45 D. KARAKOSTAS	GRE	Karakostas Honda Saracakis	Honda		1'51.956	5.056	0.002	15	135,889	201,9
19	14 T. CLERC	SUI	Clerc Metal	Honda		1'53.109	6.209	1.153	14	134,504	202,6
20	4 R. LECARPENTIER	FRA	RPA Academy	Honda		1'53.532	6.632	0.423	2	134,003	201,9
21	11 R. PICCIUTO	ITA	SK-Racing Team	Honda		1'53.646	6.746	0.114	13	133,868	198,9
22	19 D. GOPHER	ISR	Wolf Racing Team	Honda		1'55.422	8.522	1.776	13	131,808	194,2
23	97 N. KARAKOSTAS	GRE	Karakostas Honda Saracakis	Honda		1'55.508	8.608	0.086	12	131,710	201,9
24	9 C. LONDON	NZL	Wil Sport	Honda		1'56.155	9.255	0.647	7	130,977	199,3
25	3 S. NESBITT	CAN	Statoni Racing	Honda	WOMEN	1'56.459	9.559	0.304	14	130,635	202,6
26	99 L. RODRIGUEZ	SUI	Laura #99 Racing Team	Honda	WOMEN	1'57.136	10.236	0.677	12	129,880	202,6
27	2 A. KOVALENKO	EST	AK Racing	Honda	WOMEN	1'57.478	10.578	0.342	13	129,502	203,8
28	22 S. FERRANTE	ITA	Brothers Racing	Honda		1'57.945	11.045	0.467	12	128,989	197,4
29	10 F. ERYILMAZ	TUR	KNN54-TMF	Honda		2'00.152	13.252	2.207	8	126,620	199,3
30	91 N. LYNCH	IRL	Medlar Racing	Honda	WOMEN	2'09.491	22.591	9.339	9	117,488	193,9

Qualifying Lap Time (116% of 1'46.900): 2'04.005

AIR	Humidity:	38%	Temp:	27°C
TRACK	Condition:	Dry	Temp:	41°C

Lap Record: 2015 J.Orellana	1'46.324	143,090	Km/h
Best Lap 2015 M.Perez	1'46.941	142,260	Km/h

These data/results cannot be reproduced, stored and/or transmitted in whole or in part by any manner of electronic, mechanical, photocopying, recording, broadcasting or otherwise now known or herein after developed without the previous express consent by the copyright owner, except for reproduction in daily press and regular printed publications on sale to the public within 60 days of the event related to those data/results and always provided that copyright symbol appears together as follows below.

© DORNA WSBK ORGANIZATION Srl 2016

Start	End	The results are provisional until the end of the time limit for protests and appeals
17:00	17:32	and the completion of the technical checks.

FIAT PERUGIA TIMING



Official Tyre Supplier



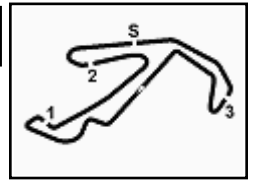
Official Timekeeper



European Junior Cup



2
EJC



Riviera di Rimini Round, 17-18-19 June 2016
European Junior Cup - Results Free Practice 1st Session

Misano World Circuit 4.226 m
2 / 2

Session Highlights

17.00.03		Start
17.05.41	Lecarpentier	Crashed - Rider OK - Turn 6
17.19.06	London	Crashed - Rider OK - Turn 13
17.32.05		End Of Session

Fastest Laps Sequence

No.	Rider	Nat	Team	Bike	Local Time	Time	Gap	Avg
15	A. COPPOLA	ITA	Chiodo Moto Racing	Honda	17:02'50.285	2'30.246		101,258
64	R. PAK	TUR	KNN54-TMF	Honda	17:03'11.697	2'26.911	-3.335	103,557
14	T. CLERC	SUI	Clerc Metal	Honda	17:03'24.715	2'22.528	-4.383	106,741
21	A. BIDDLE	NZL	Avalon Biddle Racing	Honda	17:03'31.957	2'22.431	-0.097	106,814
15	A. COPPOLA	ITA	Chiodo Moto Racing	Honda	17:04'41.361	1'51.076	-31.355	136,966
15	A. COPPOLA	ITA	Chiodo Moto Racing	Honda	17:06'31.943	1'50.582	-0.494	137,578
8	M. PEREZ	ESP	Granshagen Racing Team	Honda	17:06'38.785	1'50.188	-0.394	138,069
15	A. COPPOLA	ITA	Chiodo Moto Racing	Honda	17:08'21.657	1'49.714	-0.474	138,666
15	A. COPPOLA	ITA	Chiodo Moto Racing	Honda	17:10'10.697	1'49.040	-0.674	139,523
38	H. SOOMER	EST	Auto24Ring	Honda	17:12'15.107	1'49.025	-0.015	139,542
59	D. LAVILLE	FRA	Team Laville Mi&Do	Honda	17:12'15.546	1'49.013	-0.012	139,558
8	M. PEREZ	ESP	Granshagen Racing Team	Honda	17:12'17.554	1'48.970	-0.043	139,613
84	P. GRASSIA	ITA	Chiodo Moto Racing	Honda	17:12'21.963	1'48.841	-0.129	139,778
38	H. SOOMER	EST	Auto24Ring	Honda	17:14'03.448	1'48.341	-0.500	140,423
59	D. LAVILLE	FRA	Team Laville Mi&Do	Honda	17:14'03.876	1'48.330	-0.011	140,438
84	P. GRASSIA	ITA	Chiodo Moto Racing	Honda	17:14'10.268	1'48.305	-0.025	140,470
38	H. SOOMER	EST	Auto24Ring	Honda	17:15'50.859	1'47.411	-0.894	141,639
38	H. SOOMER	EST	Auto24Ring	Honda	17:25'16.444	1'46.947	-0.464	142,254
38	H. SOOMER	EST	Auto24Ring	Honda	17:28'51.204	1'46.900	-0.047	142,316

These data/results cannot be reproduced, stored and/or transmitted in whole or in part by any manner of electronic, mechanical, photocopying, recording, broadcasting or otherwise now known or herein after developed without the previous express consent by the copyright owner, except for reproduction in daily press and regular printed publications on sale to the public within 60 days of the event related to those data/results and always provided that copyright symbol appears together as follows below.

© DORNA WSBK ORGANIZATION Srl 2016

Start	End	The results are provisional until the end of the time limit for protests and appeals
17:00	17:32	and the completion of the technical checks.

FIAT PERUGIA TIMING



Official Tyre Supplier



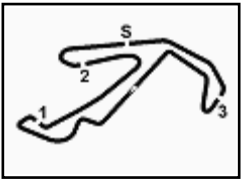
Official Timekeeper



European Junior Cup



3
EJC



Riviera di Rimini Round, 17-18-19 June 2016

European Junior Cup - Best Sector & Speed Free Practice 1st Session

Misano World Circuit 4.226 m

Best Lap

1	38 H. SOOMER	Honda	1'46.900
2	84 P. GRASSIA	Honda	1'47.407
3	59 D. LAVILLE	Honda	1'47.510
4	15 A. COPPOLA	Honda	1'47.540
5	8 M. PEREZ	Honda	1'47.818
6	94 R. BODIS	Honda	1'47.978
7	95 G. DE GRUTTOLA	Honda	1'48.451
8	48 M. CARBONERA	Honda	1'48.863
9	20 D. LOUREIRO	Honda	1'48.885
10	21 A. BIDDLE	Honda	1'49.956
11	34 D. DRAYTON	Honda	1'50.349
12	64 R. PAK	Honda	1'50.535
13	18 A. MURLEY	Honda	1'50.749
14	12 B. BESTER	Honda	1'51.622
15	17 G. NODERER	Honda	1'51.769
16	7 E. ANGELONI	Honda	1'51.953
17	80 A. ZETTI	Honda	1'51.954
18	45 D. KARAKOSTAS	Honda	1'51.956
19	14 T. CLERC	Honda	1'53.109
20	4 R. LECARPENTIER	Honda	1'53.532
21	11 R. PICCIUTO	Honda	1'53.646
22	19 D. GOPHER	Honda	1'55.422
23	97 N. KARAKOSTAS	Honda	1'55.508
24	9 C. LONDON	Honda	1'56.155
25	3 S. NESBITT	Honda	1'56.459
26	99 L. RODRIGUEZ	Honda	1'57.136
27	2 A. KOVALENKO	Honda	1'57.478
28	22 S. FERRANTE	Honda	1'57.945
29	10 F. ERYILMAZ	Honda	2'00.152
30	91 N. LYNCH	Honda	2'09.491

Best Sector & Speed

1	7 E. ANGELONI	Honda	205.7
2	48 M. CARBONERA	Honda	205.7
3	59 D. LAVILLE	Honda	204.9
4	2 A. KOVALENKO	Honda	203.8
5	17 G. NODERER	Honda	203.8
6	15 A. COPPOLA	Honda	203.8
7	34 D. DRAYTON	Honda	203.4
8	21 A. BIDDLE	Honda	203.4
9	8 M. PEREZ	Honda	203.4
10	64 R. PAK	Honda	203.0
11	38 H. SOOMER	Honda	202.6
12	99 L. RODRIGUEZ	Honda	202.6
13	3 S. NESBITT	Honda	202.6
14	14 T. CLERC	Honda	202.6
15	80 A. ZETTI	Honda	202.2
16	95 G. DE GRUTTOLA	Honda	202.2
17	4 R. LECARPENTIER	Honda	201.9
18	18 A. MURLEY	Honda	201.9
19	45 D. KARAKOSTAS	Honda	201.9
20	97 N. KARAKOSTAS	Honda	201.9
21	84 P. GRASSIA	Honda	201.5
22	20 D. LOUREIRO	Honda	201.1
23	94 R. BODIS	Honda	200.7
24	12 B. BESTER	Honda	200.4
25	9 C. LONDON	Honda	199.3
26	10 F. ERYILMAZ	Honda	199.3
27	11 R. PICCIUTO	Honda	198.9
28	22 S. FERRANTE	Honda	197.4
29	19 D. GOPHER	Honda	194.2
30	91 N. LYNCH	Honda	193.9

Seg. 1			Seg. 2			Seg. 3			Seg. 4			Seg. 5		
1	38 H. SOOMER	28.145	1	59 D. LAVILLE	25.163	1	38 H. SOOMER	15.007	1	8 M. PEREZ	14.465	1	84 P. GRASSIA	23.679
2	84 P. GRASSIA	28.386	2	38 H. SOOMER	25.173	2	59 D. LAVILLE	15.039	2	15 A. COPPOLA	14.469	2	38 H. SOOMER	23.748
3	94 R. BODIS	28.551	3	15 A. COPPOLA	25.276	3	95 G. DE GRUTTOLA	15.100	3	38 H. SOOMER	14.880	3	94 R. BODIS	23.828
4	59 D. LAVILLE	28.565	4	8 M. PEREZ	25.370	4	15 A. COPPOLA	15.114	4	59 D. LAVILLE	14.490	4	59 D. LAVILLE	23.893
5	8 M. PEREZ	28.583	5	84 P. GRASSIA	25.382	5	8 M. PEREZ	15.119	5	84 P. GRASSIA	14.530	5	15 A. COPPOLA	23.973
6	15 A. COPPOLA	28.624	6	94 R. BODIS	25.386	6	84 P. GRASSIA	15.157	6	94 R. BODIS	14.565	6	95 G. DE GRUTTOLA	24.001
7	20 D. LOUREIRO	28.723	7	95 G. DE GRUTTOLA	25.428	7	48 M. CARBONERA	15.214	7	48 M. CARBONERA	14.652	7	8 M. PEREZ	24.052
8	95 G. DE GRUTTOLA	28.789	8	20 D. LOUREIRO	25.589	8	94 R. BODIS	15.215	8	20 D. LOUREIRO	14.739	8	48 M. CARBONERA	24.081
9	48 M. CARBONERA	29.156	9	48 M. CARBONERA	25.665	9	64 R. PAK	15.323	9	95 G. DE GRUTTOLA	14.749	9	18 A. MURLEY	24.372
10	21 A. BIDDLE	29.163	10	34 D. DRAYTON	25.773	10	20 D. LOUREIRO	15.327	10	21 A. BIDDLE	14.897	10	20 D. LOUREIRO	24.396
11	64 R. PAK	29.330	11	64 R. PAK	25.863	11	34 D. DRAYTON	15.382	11	34 D. DRAYTON	15.004	11	21 A. BIDDLE	24.411
12	12 B. BESTER	29.449	12	18 A. MURLEY	25.971	12	80 A. ZETTI	15.406	12	64 R. PAK	15.011	12	34 D. DRAYTON	24.462
13	34 D. DRAYTON	29.464	13	12 B. BESTER	25.974	13	21 A. BIDDLE	15.412	13	12 B. BESTER	15.089	13	64 R. PAK	24.555
14	4 R. LECARPENTIER	29.585	14	21 A. BIDDLE	25.997	14	18 A. MURLEY	15.420	14	45 D. KARAKOSTAS	15.128	14	45 D. KARAKOSTAS	24.677
15	18 A. MURLEY	29.601	15	80 A. ZETTI	26.060	15	12 B. BESTER	15.436	15	11 R. PICCIUTO	15.175	15	80 A. ZETTI	24.885
16	17 G. NODERER	29.682	16	7 E. ANGELONI	26.115	16	17 G. NODERER	15.458	16	18 A. MURLEY	15.192	16	17 G. NODERER	25.048
17	7 E. ANGELONI	29.688	17	45 D. KARAKOSTAS	26.150	17	7 E. ANGELONI	15.501	17	17 G. NODERER	15.204	17	12 B. BESTER	25.078
18	45 D. KARAKOSTAS	29.760	18	17 G. NODERER	26.165	18	4 R. LECARPENTIER	15.570	18	4 R. LECARPENTIER	15.216	18	14 T. CLERC	25.102
19	80 A. ZETTI	29.945	19	11 R. PICCIUTO	26.325	19	45 D. KARAKOSTAS	15.599	19	14 T. CLERC	15.296	19	7 E. ANGELONI	25.169
20	14 T. CLERC	30.057	20	14 T. CLERC	26.458	20	97 N. KARAKOSTAS	15.631	20	9 C. LONDON	15.346	20	11 R. PICCIUTO	25.242
21	19 D. GOPHER	30.415	21	4 R. LECARPENTIER	26.575	21	14 T. CLERC	15.777	21	80 A. ZETTI	15.441	21	19 D. GOPHER	25.616
22	11 R. PICCIUTO	30.448	22	9 C. LONDON	26.652	22	2 A. KOVALENKO	15.836	22	7 E. ANGELONI	15.464	22	3 S. NESBITT	25.766
23	97 N. KARAKOSTAS	30.594	23	3 S. NESBITT	26.836	23	3 S. NESBITT	15.849	23	22 S. FERRANTE	15.614	23	97 N. KARAKOSTAS	25.820
24	3 S. NESBITT	30.747	24	2 A. KOVALENKO	26.915	24	11 R. PICCIUTO	15.866	24	19 D. GOPHER	15.651	24	4 R. LECARPENTIER	25.866
25	99 L. RODRIGUEZ	31.316	25	99 L. RODRIGUEZ	26.919	25	99 L. RODRIGUEZ	16.007	25	97 N. KARAKOSTAS	15.770	25	9 C. LONDON	25.868
26	9 C. LONDON	31.364	26	97 N. KARAKOSTAS	27.053	26	22 S. FERRANTE	16.045	26	99 L. RODRIGUEZ	15.917	26	2 A. KOVALENKO	25.901
27	22 S. FERRANTE	31.586	27	19 D. GOPHER	27.157	27	10 F. ERYILMAZ	16.096	27	3 S. NESBITT	16.113	27	99 L. RODRIGUEZ	26.134
28	2 A. KOVALENKO	31.722	28	10 F. ERYILMAZ	27.607	28	19 D. GOPHER	16.137	28	10 F. ERYILMAZ	16.879	28	10 F. ERYILMAZ	26.483
29	10 F. ERYILMAZ	32.026	29	22 S. FERRANTE	28.180	29	9 C. LONDON	16.164	29	2 A. KOVALENKO	17.027	29	22 S. FERRANTE	26.520
30	91 N. LYNCH	34.157	30	91 N. LYNCH	29.423	30	91 N. LYNCH	17.449	30	91 N. LYNCH	18.260	30	91 N. LYNCH	28.575

17/06/2016

These data/results cannot be reproduced, stored and/or transmitted in whole or in part by any manner of electronic, mechanical, photocopying, recording, broadcasting or otherwise now known or herein after developed without the previous express consent by the copyright owner, except for reproduction in daily press and regular printed publications on sale to the public within 60 days of the event related to those data/results and always provided that copyright symbol appears together as follows below.

© DORNA WSBK ORGANIZATION Srl 2016

FICR PERUGIA TIMING



Official Tyre Supplier



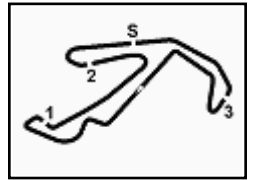
Official Timekeeper



European Junior Cup



4
EJC



Riviera di Rimini Round, 17-18-19 June 2016

European Junior Cup - Ideal Times Free Practice 1st Session

Misano World Circuit 4.226 m

1 / 2

No. Rider	Nat	Bike	Seg. 1 Diff. 1	Seg. 2 Diff. 2	Seg. 3 Diff. 3	Seg. 4 Diff. 4	Seg. 5 Diff. 5	Ideal Time Best Lap	Pos.	Diff.
1 38 H. SOOMER	EST	Honda	28.145 0.079	25.173 0.027	15.007 0.167	14.480	23.748 0.074	1'46.553 1'46.900	1	0.347
2 84 P. GRASSIA	ITA	Honda	28.386 0.033	25.382	15.157 0.078	14.530 0.031	23.679 0.131	1'47.134 1'47.407	2	0.273
3 59 D. LAVILLE	FRA	Honda	28.565 0.022	25.163 0.073	15.039 0.151	14.490	23.893 0.114	1'47.150 1'47.510	3	0.360
4 15 A. COPPOLA	ITA	Honda	28.624 0.071	25.276	15.114	14.469 0.013	23.973	1'47.456 1'47.540	4	0.084
5 94 R. BODIS	HUN	Honda	28.551	25.386	15.215	14.565 0.181	23.828 0.252	1'47.545 1'47.978	6	0.433
6 8 M. PEREZ	ESP	Honda	28.583 0.045	25.370 0.148	15.119 0.036	14.465	24.052	1'47.589 1'47.818	5	0.229
7 95 G. DE GRUTTOLA	ITA	Honda	28.789	25.428 0.083	15.100 0.134	14.749 0.167	24.001	1'48.067 1'48.451	7	0.384
8 48 M. CARBONERA	ITA	Honda	29.156 0.095	25.665	15.214	14.652	24.081	1'48.768 1'48.863	8	0.095
9 20 D. LOUREIRO	RSA	Honda	28.723	25.589	15.327	14.739	24.396 0.111	1'48.774 1'48.885	9	0.111
10 21 A. BIDDLE	NZL	Honda	29.163	25.997	15.412 0.006	14.897 0.052	24.411 0.018	1'49.880 1'49.956	10	0.076
11 64 R. PAK	TUR	Honda	29.330 0.148	25.863 0.036	15.323 0.038	15.011	24.555 0.231	1'50.082 1'50.535	12	0.453
12 34 D. DRAYTON	GBR	Honda	29.464 0.012	25.773 0.123	15.382	15.004 0.030	24.462 0.099	1'50.085 1'50.349	11	0.264
13 18 A. MURLEY	GBR	Honda	29.601 0.041	25.971 0.152	15.420	15.192	24.372	1'50.556 1'50.749	13	0.193
14 12 B. BESTER	RSA	Honda	29.449 0.284	25.974 0.173	15.436 0.121	15.089 0.018	25.078	1'51.026 1'51.622	14	0.596
15 45 D. KARAKOSTAS	GRE	Honda	29.760	26.150 0.351	15.599 0.146	15.128 0.145	24.677	1'51.314 1'51.956	18	0.642
16 17 G. NODERER	GER	Honda	29.682 0.212	26.165	15.458	15.204	25.048	1'51.557 1'51.769	15	0.212
17 80 A. ZETTI	ITA	Honda	29.945	26.060 0.091	15.406 0.126	15.441	24.885	1'51.737 1'51.954	17	0.217
18 7 E. ANGELONI	ITA	Honda	29.688	26.115	15.501	15.464	25.169 0.016	1'51.937 1'51.953	16	0.016
19 14 T. CLERC	SUI	Honda	30.057 0.171	26.458 0.248	15.777	15.296	25.102	1'52.690 1'53.109	19	0.419
20 4 R. LECARPENTIER	FRA	Honda	29.585 0.720	26.575	15.570	15.216	25.866	1'52.812 1'53.532	20	0.720
21 11 R. PICCIUTO	ITA	Honda	30.448	26.325 0.298	15.866	15.175	25.242 0.292	1'53.056 1'53.646	21	0.590
22 97 N. KARAKOSTAS	GRE	Honda	30.594	27.053 0.105	15.631 0.136	15.770 0.399	25.820	1'54.868 1'55.508	23	0.640
23 19 D. GOPHER	ISR	Honda	30.415	27.157 0.339	16.137 0.096	15.651 0.011	25.616	1'54.976 1'55.422	22	0.446
24 3 S. NESBITT	CAN	Honda	30.747 0.417	26.836	15.849 0.185	16.113	25.766 0.546	1'55.311 1'56.459	25	1.148
25 9 C. LONDON	NZL	Honda	31.364 0.270	26.652	16.164 0.123	15.346 0.154	25.868 0.214	1'55.394 1'56.155	24	0.761
26 99 L. RODRIGUEZ	SUI	Honda	31.316 0.301	26.919 0.497	16.007 0.045	15.917	26.134	1'56.293 1'57.136	26	0.843
27 2 A. KOVALENKO	EST	Honda	31.722	26.915 0.077	15.836	17.027	25.901	1'57.401 1'57.478	27	0.077
28 22 S. FERRANTE	ITA	Honda	31.586	28.180	16.045	15.614	26.520	1'57.945 1'57.945	28	0.000
29 10 F. ERYILMAZ	TUR	Honda	32.026	27.607 0.194	16.096 0.217	16.879 0.650	26.483	1'59.091 2'00.152	29	1.061
30 91 N. LYNCH	IRL	Honda	34.157	29.423 0.134	17.449 0.167	18.260 0.875	28.575 0.451	2'07.864 2'09.491	30	1.627

Overall Ideal Time 28.145 25.163 15.007 14.465 23.679 1'46.459

17/06/2016

These data/results cannot be reproduced, stored and/or transmitted in whole or in part by any manner of electronic, mechanical, photocopying, recording, broadcasting or otherwise now known or herein after developed without the previous express consent by the copyright owner, except for reproduction in daily press and regular printed publications on sale to the public within 60 days of the event related to those data/results and always provided that copyright symbol appears together as follows below.

© DORNA WSBK ORGANIZATION Srl 2016

FICR PERUGIA TIMING



Official Tyre Supplier



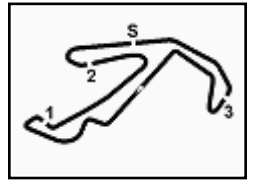
Official Timekeeper



European Junior Cup



4
EJC



Riviera di Rimini Round, 17-18-19 June 2016
European Junior Cup - Ideal Times Free Practice 1st Session

Misano World Circuit 4.226 m

2 / 2

No. Rider	Nat	Bike	Seg. 1	Seg. 2	Seg. 3	Seg. 4	Seg. 5	Ideal Time		
			Diff. 1	Diff. 2	Diff. 3	Diff. 4	Diff. 5	Best Lap	Pos.	Diff.

17/06/2016

These data/results cannot be reproduced, stored and/or transmitted in whole or in part by any manner of electronic, mechanical, photocopying, recording, broadcasting or otherwise now known or herein after developed without the previous express consent by the copyright owner, except for reproduction in daily press and regular printed publications on sale to the public within 60 days of the event related to those data/results and always provided that copyright symbol appears together as follows below.
© DORNA WSBK ORGANIZATION Srl 2016

FKR PERUGIA TIMING



Official Tyre Supplier



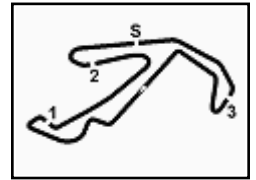
Official Timekeeper



European Junior Cup



5
EJC



Riviera di Rimini Round, 17-18-19 June 2016

European Junior Cup - Chronological Analysis Free Practice 1st Session

Misano World Circuit 4.226 m

1 / 4

1° 38 H. SOOMER (1'46.900)

Lap	Seg. 1	Seg. 2	Seg. 3	Seg. 4	Seg. 5	Lap Time	km/h	Local Time
1	1'09.639	27.115	16.030	15.321	25.334	2'33.439 P	198.2	17:01'08.982
2	29.603	25.962	16.168	14.866	35.328	2'01.927 P	198.2	17:05'44.348
3	1'30.130	26.587	15.480	15.351	24.560	2'52.108 P	200.4	17:08'36.456
4	29.594	25.967	15.425	14.535	24.105	1'49.626	199.6	17:10'26.082
5	29.378	25.724	15.337	14.607	23.979	1'49.025	199.6	17:12'15.107
6	28.653	25.531	15.416	14.717	24.024	1'48.341	199.3	17:14'03.448
7	28.563	25.427	15.189	14.484	23.748	1'47.411	200.7	17:15'50.859
8	28.583	27.685	15.559	15.826	32.720	2'00.373 P	200.7	17:17'51.232
9	2'29.014	26.696	15.479	14.568	24.341	3'50.098 P	199.6	17:21'41.330
10	28.575	25.445	15.264	15.115	23.768	1'48.167	201.9	17:23'29.497
11	28.145	25.356	15.007	14.553	23.886	1'46.947	202.6	17:25'16.444
12	28.615	25.459	15.254	14.613	23.919	1'47.860	198.9	17:27'04.304
13	28.224	25.200	15.174	14.480	23.822	1'46.900	199.6	17:28'51.204
14	28.234	25.173	15.031	14.839	24.704	1'47.981	201.9	17:30'39.185

2° 84 P. GRASSIA (1'47.407)

Lap	Seg. 1	Seg. 2	Seg. 3	Seg. 4	Seg. 5	Lap Time	km/h	Local Time
1	1'05.143	29.015	16.389	15.355	25.053	2'30.955 P	194.6	17:00'22.716
2	29.874	26.435	16.065	15.239	24.514	1'52.127	200.4	17:02'53.671
3	29.400	26.133	15.518	14.801	32.109	1'57.961 P	199.6	17:04'45.798
4	2'28.600	26.311	15.502	14.792	24.158	3'49.363 P	201.5	17:10'33.122
5	28.739	25.767	15.453	14.650	24.232	1'48.841	200.4	17:12'21.963
6	28.693	25.686	15.327	14.568	24.031	1'48.305	201.1	17:14'10.268
7	28.524	25.900	15.297	15.718	33.029	1'58.468 P	201.1	17:16'08.736
8	2'09.950	26.055	15.550	15.353	24.338	3'31.246 P	198.9	17:19'39.982
9	41.729	28.104	15.488	14.696	23.950	2'03.967	201.1	17:21'43.949
10	28.932	25.413	15.443	14.552	23.795	1'48.135	200.7	17:23'32.084
11	28.569	25.396	15.215	14.684	23.679	1'47.543	200.4	17:25'19.627
12	28.523	25.781	15.355	14.594	23.814	1'48.067	198.9	17:27'07.694
13	28.419	25.382	15.235	14.561	23.810	1'47.407	200.0	17:28'55.101
14	28.386	25.753	15.157	14.530	23.698	1'47.524	200.7	17:30'42.625

3° 59 D. LAVILLE (1'47.510)

Lap	Seg. 1	Seg. 2	Seg. 3	Seg. 4	Seg. 5	Lap Time	km/h	Local Time
1	1'19.175	29.877	16.622	15.944	25.423	2'47.041 P	196.0	17:00'07.807
2	30.246	26.246	15.385	15.676	24.876	1'52.429	203.8	17:02'54.848
3	30.030	26.272	15.398	14.896	24.781	1'51.377	201.1	17:04'47.277
4	33.482	30.038	15.358	15.056	24.748	1'58.682	202.6	17:06'38.654
5	29.299	25.738	15.187	14.850	24.123	1'49.197	204.9	17:08'37.336
6	29.299	25.573	15.170	14.849	24.122	1'49.013	204.5	17:10'26.533
7	28.938	25.479	15.162	14.585	24.166	1'48.330	202.2	17:12'15.546
8	28.835	25.372	15.039	14.735	24.057	1'48.038	203.0	17:14'03.876
9	28.920	25.426	15.656	14.592	23.893	1'48.487	201.9	17:15'51.914
10	30.452	27.796	16.338	16.054	40.407	2'11.047 P	189.8	17:17'40.401
11	2'32.108	25.946	15.351	14.644	24.367	3'52.416 P	202.6	17:19'51.448
12	29.036	25.476	15.134	14.635	23.922	1'48.203	200.4	17:23'43.864
13	29.013	25.309	15.151	14.576	24.043	1'48.092	200.4	17:25'32.067
14	28.587	25.236	15.190	14.490	24.007	1'47.510	202.2	17:27'20.159
15	28.565	25.163	15.066	14.630	24.394	1'47.818	203.0	17:29'07.669
								17:30'55.487

4° 15 A. COPPOLA (1'47.540)

Lap	Seg. 1	Seg. 2	Seg. 3	Seg. 4	Seg. 5	Lap Time	km/h	Local Time
1	1'04.806	28.165	16.065	15.615	25.595	2'30.246 P	196.4	17:00'20.039
2	29.977	26.253	15.352	14.739	24.755	1'51.076	199.6	17:02'50.285
3	29.648	25.484	15.304	14.796	25.350	1'50.582	203.0	17:04'41.361
4	29.327	25.539	15.258	14.995	24.595	1'49.714	200.7	17:06'31.943
5	28.967	25.384	15.262	14.469	24.958	1'49.040	200.7	17:08'21.657
6	29.285	25.739	17.005	15.090	37.923	2'05.042 P	201.9	17:10'10.697
7	2'07.639	25.922	15.579	14.672	24.535	3'28.347 P	200.4	17:12'15.739
8	28.964	25.474	15.182	14.512	24.475	1'48.607	201.1	17:14'44.086
9	28.782	25.444	15.207	14.594	24.089	1'48.116	200.4	17:16'32.693
10	28.695	25.276	15.114	14.482	23.973	1'47.540	201.5	17:18'20.809
11	28.624	25.395	15.190	14.592	24.114	1'47.915	201.1	17:20'08.499
12	28.715	25.299	15.181	14.548	24.026	1'47.769	200.4	17:22'56.264
13	29.434	26.153	15.472	14.836	24.362	1'50.257	200.7	17:24'44.033
14	28.767	25.289	15.217	14.616	24.260	1'48.149	200.4	17:26'34.290
15	28.726	25.357	15.319	15.577	24.279	1'49.258	203.8	17:28'22.439
								17:30'11.697

5° 8 M. PEREZ (1'47.818)

Lap	Seg. 1	Seg. 2	Seg. 3	Seg. 4	Seg. 5	Lap Time	km/h	Local Time
1	1'04.806	28.165	16.065	15.615	25.595	2'30.246 P	196.4	17:00'20.039
2	29.977	26.253	15.352	14.739	24.755	1'51.076	199.6	17:02'50.285
3	29.648	25.484	15.304	14.796	25.350	1'50.582	203.0	17:04'41.361
4	29.327	25.539	15.258	14.995	24.595	1'49.714	200.7	17:06'31.943
5	28.967	25.384	15.262	14.469	24.958	1'49.040	200.7	17:08'21.657
6	29.285	25.739	17.005	15.090	37.923	2'05.042 P	201.9	17:10'10.697
7	2'07.639	25.922	15.579	14.672	24.535	3'28.347 P	200.4	17:12'15.739
8	28.964	25.474	15.182	14.512	24.475	1'48.607	201.1	17:14'44.086
9	28.782	25.444	15.207	14.594	24.089	1'48.116	200.4	17:16'32.693
10	28.695	25.276	15.114	14.482	23.973	1'47.540	201.5	17:18'20.809
11	28.624	25.395	15.190	14.592	24.114	1'47.915	201.1	17:20'08.499
12	28.715	25.299	15.181	14.548	24.026	1'47.769	200.4	17:22'56.264
13	29.434	26.153	15.472	14.836	24.362	1'50.257	200.7	17:24'44.033
14	28.767	25.289	15.217	14.616	24.260	1'48.149	200.4	17:26'34.290
15	28.726	25.357	15.319	15.577	24.279	1'49.258	203.8	17:28'22.439
								17:30'11.697

P = Pits In/Out - C = Lap-Time Cancelled

These data/results cannot be reproduced, stored and/or transmitted in whole or in part by any manner of electronic, mechanical, photocopying, recording, broadcasting or otherwise now known or herein after developed without the previous express consent by the copyright owner, except for reproduction in daily press and regular printed publications on sale to the public within 60 days of the event related to those data/results and always provided that copyright symbol appears together as follows below.

© DORNA WSBK ORGANIZATION Srl 2016

1	1'12.425	30.346	17.004	16.295	26.033	2'42.103 P	193.5	17:02'56.417
2	30.175	26.302	15.524	15.221	24.958	1'52.180	203.0	17:04'48.597
3	29.345	26.005	15.303	14.946	24.589	1'50.188	200.7	17:06'38.785
4	35.193	29.140	16.456	14.859	24.407	2'00.055	198.9	17:08'38.840
5	29.693	25.874	15.287	14.503	24.387	1'49.744	200.0	17:10'28.584
6	29.038	25.913	15.246	14.540	24.233	1'48.970	200.0	17:12'17.554
7	28.824	25.561	15.211	14.483	24.252	1'48.331	202.6	17:14'05.885
8	28.878	25.532	15.172	14.582	24.095	1'48.259	202.2	17:15'54.144
9	28.962	25.603	15.234	14.852	34.226	1'58.877 P	200.4	17:17'53.021
10	3'09.367	27.580	15.836	15.126	24.901	4'32.810 P	196.7	17:22'25.831
11	28.718	25.550	15.150	14.585	24.570	1'48.573	201.9	17:24'14.404
12	28.732	25.916	15.159	14.513	24.196	1'48.516	202.2	17:26'02.920
13	28.902	25.404	15.119	14.446	30.016	1'56.887	203.0	17:27'59.807
14	28.628	25.518	15.155	14.465	24.052	1'47.818	202.6	17:29'47.625
15	28.583	25.370	15.151	14.917	24.293	1'48.314	203.4	17:31'35.939

6° 94 R. BODIS (1'47.978)

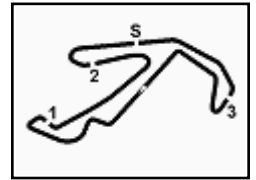
Lap	Seg. 1	Seg. 2	Seg. 3	Seg. 4	Seg. 5	Lap Time	km/h	Local Time
1	1'10.657	28.422	16.793	16.435	25.833	2'38.140 P	195.7	17:01'58.740
2	31.839	26.775	15.745	15.128	24.875	1'54.362	198.5	17:04'36.880
3	29.711	26.191	15.436	14.877	24.526	1'50.741	200.7	17:06'31.242
4	29.202	26.268	15.485	14.805	24.543	1'50.303	200.4	17:08'21.983
5	28.880	25.863	15.422	14.790	24.442	1'49.397	198.5	17:10'12.286
6	29.247	28.047	15.528	14.996	35.568	2'03.386 P	198.5	17:12'01.683
7	2'13.775	26.763	15.402	14.726	24.370	3'35.036 P	199.3	17:14'05.109
8	29.168	25.724	15.735	14.968	24.285	1'49.880	196.4	17:15'29.985
9	28.860	25.907	15.373	14.825	24.252	1'49.217	197.8	17:17'19.202
10	28.626	25.548	15.328					



European Junior Cup



5
EJC



Riviera di Rimini Round, 17-18-19 June 2016

European Junior Cup - Chronological Analysis Free Practice 1st Session

Misano World Circuit 4.226 m

2 / 4

6	29.851	25.984	15.659	15.047	24.971	1'51.512	198.9	17:16'10.701
7	29.632	26.180	15.689	14.974	24.725	1'51.200	198.5	17:18'01.901
8	29.582	25.791	15.519	15.021	24.742	1'50.655	198.9	17:19'52.556
9	29.398	26.043	15.572	14.865	24.655	1'50.533	201.1	17:21'43.089
10	29.491	25.972	15.679	16.074	25.117	1'52.333	199.6	17:23'35.422
11	29.083	25.742	15.551	14.856	24.396	1'49.628	199.3	17:25'25.050
12	28.928	25.656	15.380	14.792	25.473	1'50.229	199.3	17:27'15.279
13	29.053	25.650	15.696	15.571	25.322	1'51.292	200.4	17:29'06.571
14	28.723	25.589	15.327	14.739	24.507	1'48.885	199.6	17:30'55.456

10° 21 A. BIDDLE (1'49.956)								
Lap	Seg. 1	Seg. 2	Seg. 3	Seg. 4	Seg. 5	Lap Time	km/h	Local Time
1	57.170	27.852	15.970	16.227	25.212	2'22.431 P	199.3	17:01'09.526
2	30.614	26.236	15.727	15.372	25.468	1'53.417	200.4	17:05'25.374
3	30.096	26.832	15.412	14.995	24.609	1'51.944	201.5	17:07'17.318
4	29.791	26.551	15.515	14.979	24.675	1'51.511	200.4	17:09'08.829
5	29.639	26.097	15.415	14.919	24.423	1'50.493	199.6	17:10'59.322
6	32.069	27.430	15.656	15.194	36.416	2'06.765 P	200.4	17:13'06.087
7	1'18.156	26.594	15.496	15.096	25.141	2'40.483 P	203.4	17:15'46.570
8	29.848	26.088	15.525	14.897	24.750	1'51.108	198.2	17:17'37.678
9	30.469	26.196	15.779	15.073	24.539	1'52.056	202.2	17:19'29.734
10	29.913	26.045	15.517	14.903	24.411	1'50.789	200.0	17:21'20.523
11	29.512	26.025	15.636	15.061	24.454	1'50.688	198.2	17:23'11.211
12	30.344	26.956	16.019	15.893	34.957	2'04.169 P	197.1	17:25'15.380
13	2'22.685	26.390	15.557	14.901	24.546	3'44.079 P	199.6	17:28'59.459
14	29.163	25.997	15.418	14.949	24.429	1'49.956	202.2	17:30'49.415

11° 34 D. DRAYTON (1'50.349)								
Lap	Seg. 1	Seg. 2	Seg. 3	Seg. 4	Seg. 5	Lap Time	km/h	Local Time
1	1'12.634	27.101	15.843	15.970	25.543	2'37.091 P	200.7	17:04'13.557
2	30.224	26.160	15.526	16.281	27.368	1'55.559	200.4	17:06'09.116
3	30.118	26.656	15.450	15.482	25.424	1'53.130	202.2	17:08'02.246
4	30.010	26.235	15.600	15.139	25.175	1'52.159	203.4	17:09'54.405
5	29.931	26.178	15.516	15.171	25.093	1'51.889	202.2	17:11'46.294
6	30.151	26.456	15.663	15.213	24.668	1'52.151	202.6	17:13'38.445
7	29.614	26.160	15.422	15.004	24.593	1'50.793	202.2	17:15'29.238
8	29.946	26.628	15.513	15.158	36.263	2'03.508 P	201.1	17:17'32.746
9	3'47.253	26.215	15.487	15.111	24.732	5'08.798 P	200.7	17:22'41.544
10	29.464	25.862	15.439	15.253	24.462	1'50.480	200.7	17:24'32.024
11	29.558	25.773	15.488	15.149	24.660	1'50.628	201.5	17:26'22.652
12	29.588	25.812	15.453	15.253	24.513	1'50.619	198.5	17:28'13.271
13	29.476	25.896	15.382	15.034	24.561	1'50.349	203.0	17:30'03.620

12° 64 R. PAK (1'50.535)								
Lap	Seg. 1	Seg. 2	Seg. 3	Seg. 4	Seg. 5	Lap Time	km/h	Local Time
1	58.147	28.442	16.364	17.584	26.374	2'26.911 P	194.2	17:00'44.786
2	35.318	27.458	15.872	16.429	25.522	2'00.599	198.9	17:05'12.296
3	30.897	26.892	15.607	16.596	25.358	1'55.350	195.7	17:07'07.646
4	30.665	26.482	15.437	16.202	25.189	1'53.975	200.7	17:09'01.621
5	30.051	26.742	15.565	15.843	25.423	1'53.624	199.3	17:10'55.245
6	30.150	26.428	15.563	15.469	25.183	1'52.793	200.4	17:12'48.038
7	29.796	26.226	15.637	15.556	24.938	1'52.153	199.6	17:14'40.191
8	31.150	26.638	15.323	15.504	24.830	1'53.445	200.7	17:16'33.636
9	30.604	26.069	15.507	15.345	25.060	1'52.585	198.5	17:18'26.221
10	29.646	26.201	15.412	16.616	25.566	1'53.441	203.0	17:20'19.662
11	30.299	25.863	15.330	15.396	24.803	1'51.991	200.4	17:22'11.353
12	29.330	26.324	15.427	16.054	24.555	1'51.690	200.0	17:24'03.043
13	29.767	25.956	15.529	15.318	24.566	1'51.126	201.1	17:25'54.169
14	29.725	26.019	15.523	15.415	24.852	1'51.534	199.3	17:27'45.703
15	44.841	26.005	15.414	15.074	24.726	2'06.060	202.6	17:29'51.763
16	29.478	25.899	15.361	15.011	24.786	1'50.535	201.5	17:31'42.298

13° 18 A. MURLEY (1'50.749)								
Lap	Seg. 1	Seg. 2	Seg. 3	Seg. 4	Seg. 5	Lap Time	km/h	Local Time
1	1'03.049	28.884	16.966	16.806	27.657	2'33.362 P	199.6	17:03'55.759
2	33.265	27.177	16.399	16.418	26.247	1'59.506	199.3	17:05'55.265
3	31.261	26.723	15.776	16.100	25.766	1'55.626	200.4	17:07'50.891
4	30.703	26.309	15.829	15.600	25.433	1'53.874	201.9	17:09'44.765
5	30.596	26.914	15.885	15.599	25.120	1'54.114	200.4	17:11'38.879
6	31.049	26.406	15.581	15.328	25.295	1'53.659	201.1	17:13'32.538
7	30.286	26.310	15.632	15.366	25.048	1'52.642	201.1	17:15'25.180
8	30.596	26.641	20.260	17.807	39.265	2'14.569 P		17:17'39.749
9	3'19.190	27.524	18.278	18.935	25.380	4'49.307 P		17:22'29.056
10	29.785	26.723	16.042	16.131	26.121	1'54.802	191.8	17:24'23.858
11	29.601	26.284	23.643	19.515	25.675	2'04.718		17:26'28.576

P = Pits In/Out - C = Lap-Time Cancelled

These data/results cannot be reproduced, stored and/or transmitted in whole or in part by any manner of electronic, mechanical, photocopying, recording, broadcasting or otherwise now known or herein after developed without the previous express consent by the copyright owner, except for reproduction in daily press and regular printed publications on sale to the public within 60 days of the event related to those data/results and always provided that copyright symbol appears together as follows below.

© DORNA WSBK ORGANIZATION Srl 2016

12	30.174	25.971	15.632	15.453	24.734	1'51.964	200.0	17:28'20.540
13	29.642	26.123	15.420	15.192	24.372	1'50.749	201.9	17:30'11.289

14° 12 B. BESTER (1'51.622)								
Lap	Seg. 1	Seg. 2	Seg. 3	Seg. 4	Seg. 5	Lap Time	km/h	Local Time
1	2'15.614	29.928	17.204	16.630	26.601	3'45.977 P	190.1	17:05'18.423
2	31.247	26.961	16.044	15.674	26.104	1'56.030	197.4	17:07'14.453
3	30.483	27.074	15.791	15.526	38.341	2'07.215 P	196.0	17:09'21.668
4	1'43.031	26.505	15.827	15.262	25.530	3'06.155 P	197.8	17:12'27.823
5	30.159	26.374	15.917	15.370	25.476	1'53.296	197.8	17:14'21.119
6	29.935	26.146	15.702	15.572	25.434	1'52.789	197.8	17:16'13.908
7	29.934	25.979	15.834	15.296	25.620	1'52.663	196.4	17:17'06.571
8	29.858	26.059	15.687	15.526	25.459	1'52.589	196.7	17:19'59.160
9	29.879	26.155	15.686	16.282	25.489	1'53.491	197.8	17:21'52.651
10	29.873	26.157	15.566	15.164	25.145	1'51.905	196.7	17:23'44.556
11	29.689	26.134	15.706	15.159	25.370	1'52.058	197.1	17:25'36.614
12	29.733	26.147	15.557	15.107	25.078	1'51.622	197.4	17:27'28.236
13	30.376	25.974	15.436	15.207	25.147	1'52.140	197.8	17:29'20.376
14	29.449	26.853	15.493	15.089	25.270	1'52.154	200.4	17:31'12.530

15° 17 G. NODERER (1'51.769)								
Lap	Seg. 1	Seg. 2	Seg. 3	Seg. 4	Seg. 5	Lap Time	km/h	Local Time
1	1'03.749	30.378	17.152	18.448	28.351	2'38.078 P	196.0	17:04'03.327
2	32.318	27.799	16.174	16.532	27.052	1'59.875	199.3	17:06'03.202
3	31.420	26.808	15.882	15.729	26.356	1'56.195	200.4	17:07'59.397
4	30.754	26.605	15.769	15.499	26.011	1'54.638	200.0	17:09'54.035
5	30.835	27.119	15.833	15.685	26.293	1'55.765	200.0	17:11'49.800
6	31.239	26.889	15.919	16.364	39.058	2'09.469 P	201.5	17:13'59.269
7	2'57.948	27.357	16.123	16.164	26.391	4'23.983 P	198.5	17:18'23.252
8	30.900	26.583	16.090	16.864	25.679	1'56.116	203.8	17:20'19.368
9	30.358	26.600	15.739	15.574	25.746	1'54.017	201.9	17:22'13.385
10	30.206	26.384	15.875	15.554	26.346	1'54.365	199.6	17:24'07.750
11	29.993	26.189	15.674	15.334	25.336	1'52.526	199.6	17:26'00.276
12	29.840	26.339	15.542	15.765	25.190	1'52.676	203.4	17:27'52.952
13	29.894	26.165	15.458	15.204	25.048	1'51.769	200.4	17:29'44.721
14	29.682	26.311	15.561	15.241	25.288	1'52.083	201.1	17:31'36.804

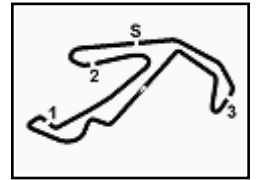
16° 7 E. ANGELONI (1'51.953)								
Lap	Seg. 1	Seg. 2	Seg. 3	Seg. 4	Seg. 5	Lap Time	km/h	Local Time
1	1'03.192	30.506	17.622	18.352	28.813	2'38.485 P	198.5	17:04'05.627
2	33.520	27.642	17.029	18.191	28.753	2'05.135	200.0	17:06'10.762
3	32.391	28.073	16.623	17.129	26.948	2'01.164	198.9	17:08'11.926
4	31.994	27.411	16.372	16.695	26.209	1'58.681	202.2	17:10'10.607
5	31.614	26.914	16.417	16.336	26.722	1'58.003	200.0	17:12'01.610
6	31.404	27.085	16.086	16.424	38.862	2'09.861 P	202.6	17:14'18.471
7	1'52.795	27.928	16.265	16.997	26.036	3'19.121 P	202.2	17



European Junior Cup



5
EJC



Riviera di Rimini Round, 17-18-19 June 2016

European Junior Cup - Chronological Analysis Free Practice 1st Session

Misano World Circuit 4.226 m

3 / 4

Lap	Seg. 1	Seg. 2	Seg. 3	Seg. 4	Seg. 5	Lap Time	km/h	Local Time
1	1'05.142	27.975	16.618	16.951	26.201	2'32.887 P	197.8	17:04'01.661
2	30.946	27.231	16.198	15.408	25.766	1'55.549	200.4	17:05'57.210
3	31.116	26.588	15.982	15.433	25.649	1'54.768	200.7	17:07'51.978
4	31.051	26.748	15.905	15.128	25.178	1'54.010	201.9	17:09'45.988
5	30.731	27.728	15.939	15.550	25.705	1'55.653	200.4	17:11'41.641
6	30.716	26.534	15.814	15.400	25.374	1'53.838	201.1	17:13'35.479
7	30.556	26.484	15.841	15.366	25.108	1'53.355	201.5	17:15'28.834
8	30.633	26.863	15.635	15.251	25.255	1'53.637	201.1	17:17'22.471
9	30.115	26.518	15.672	15.623	25.247	1'53.175	200.0	17:19'15.646
10	30.124	26.150	15.670	15.580	24.994	1'52.518	200.0	17:21'08.164
11	30.196	26.431	15.696	15.534	25.050	1'52.907	201.1	17:23'01.071
12	30.532	26.307	15.599	15.213	24.937	1'52.588	200.4	17:24'53.659
13	30.172	26.462	15.793	15.480	25.015	1'52.922	200.0	17:26'46.581
14	29.808	26.373	15.701	15.195	25.010	1'52.087	199.6	17:28'38.668
15	29.760	26.501	15.745	15.273	24.677	1'51.956	199.6	17:30'30.624

19° 14 T. CLERC (1'53.109)								
Lap	Seg. 1	Seg. 2	Seg. 3	Seg. 4	Seg. 5	Lap Time	km/h	Local Time
1	50.374	29.898	17.424	17.514	27.318	2'22.528 P	195.3	17:01'02.187
2	33.217	28.534	16.749	16.417	26.481	2'01.398	197.4	17:05'26.113
3	31.841	27.318	16.115	16.076	25.876	1'57.226	198.9	17:07'23.339
4	31.463	27.883	16.206	15.922	25.993	1'57.467	198.5	17:09'20.806
5	31.390	27.470	16.127	15.714	25.767	1'56.468	198.2	17:11'17.274
6	31.003	26.961	16.044	15.378	26.163	1'55.549	199.3	17:13'12.823
7	30.905	26.929	16.096	15.637	26.117	1'55.684	199.3	17:15'08.507
8	30.911	26.901	16.085	15.816	35.895	2'05.608 P	198.2	17:17'14.115
9	30'2.291	27.397	16.205	15.658	25.823	4'27.374 P	197.8	17:21'41.489
10	30.731	26.655	15.969	15.822	25.696	1'54.873	202.6	17:23'36.362
11	30.476	26.910	16.182	16.199	25.420	1'55.187	196.4	17:25'31.549
12	30.568	26.458	15.919	15.582	25.249	1'53.776	197.4	17:27'25.325
13	30.057	26.631	15.941	15.846	25.168	1'53.643	198.2	17:29'18.968
14	30.228	26.706	15.777	15.296	25.102	1'53.109	198.9	17:31'12.077

20° 4 R. LECARPENTIER (1'53.532)								
Lap	Seg. 1	Seg. 2	Seg. 3	Seg. 4	Seg. 5	Lap Time	km/h	Local Time
1	1'08.667	30.295	16.636	16.561	25.919	2'38.078 P	190.1	17:02'56.687
2	30.305	26.575	15.570	15.216	25.866	1'53.532	201.9	17:04'50.219

21° 11 R. PICCIUTO (1'53.646)								
Lap	Seg. 1	Seg. 2	Seg. 3	Seg. 4	Seg. 5	Lap Time	km/h	Local Time
1	1'01.623	28.224	20.644	16.619	25.795	2'32.905 P	194.9	17:01'18.611
2	31.118	29.700	16.296	15.290	25.779	1'58.183	195.3	17:03'51.516
3	31.241	26.702	15.909	15.224	25.588	1'54.664	196.4	17:07'44.363
4	30.813	26.607	15.953	15.265	25.242	1'53.880	193.9	17:09'38.243
5	30.649	26.942	15.964	15.226	25.589	1'54.370	198.9	17:11'32.613
6	30.448	26.623	15.866	15.175	25.534	1'53.646	197.4	17:13'26.259
7	30.847	30.467	18.926	15.633	41.043	2'16.916 P	192.5	17:15'43.175
8	32'1.906	26.928	15.970	15.181	25.305	4'45.290 P	197.1	17:22'28.465
9	30.637	26.818	15.937	15.223	25.423	1'54.038	196.7	17:24'22.503
10	31.002	26.851	16.052	15.465	25.722	1'55.092	197.1	17:26'17.595
11	30.810	26.325	15.926	15.202	25.961	1'54.224	197.4	17:28'11.819
12	30.766	26.870	15.915	15.762	38.031	2'07.344 P	194.9	17:28'51.163
13	1'39.967	27.990	16.423	15.562	25.578	3'05.520 P	192.9	17:31'24.683

22° 19 D. GOPHER (1'55.422)								
Lap	Seg. 1	Seg. 2	Seg. 3	Seg. 4	Seg. 5	Lap Time	km/h	Local Time
1	1'05.927	30.746	17.491	16.893	27.232	2'38.289 P	190.1	17:02'11.158
2	31.894	28.375	16.845	16.101	26.372	1'59.587	191.8	17:04'49.434
3	31.686	28.309	17.180	18.626	38.940	2'14.741 P	183.4	17:09'03.775
4	3'18.039	28.515	16.935	15.852	26.569	4'45.910 P	194.2	17:13'49.685
5	31.029	27.937	16.348	15.651	26.173	1'57.138	193.2	17:15'46.823
6	31.208	27.895	16.532	15.742	26.117	1'57.494	191.8	17:17'44.317
7	31.179	27.475	16.137	16.147	26.831	1'57.769	194.2	17:19'42.086
8	31.236	27.958	16.260	16.091	25.822	1'57.367	192.2	17:21'39.453
9	30.997	27.196	16.300	15.969	25.864	1'56.326	192.5	17:23'35.779
10	30.624	27.157	16.253	15.847	25.768	1'55.649	191.8	17:25'31.428
11	31.250	27.327	16.233	15.678	25.721	1'56.209	193.2	17:27'27.637
12	30.748	27.291	16.303	15.716	25.933	1'55.991	193.2	17:29'23.628
13	30.415	27.496	16.233	15.662	25.616	1'55.422	193.9	17:31'19.050

23° 97 N. KARAKOSTAS (1'55.508)								
Lap	Seg. 1	Seg. 2	Seg. 3	Seg. 4	Seg. 5	Lap Time	km/h	Local Time
1	1'03.799	28.273	17.541	16.628	27.324	2'33.565 P	196.4	17:01'16.910
								17:03'50.475

P = Pits In/Out - C = Lap-Time Cancelled

These data/results cannot be reproduced, stored and/or transmitted in whole or in part by any manner of electronic, mechanical, photocopying, recording, broadcasting or otherwise now known or herein after developed without the previous express consent by the copyright owner, except for reproduction in daily press and regular printed publications on sale to the public within 60 days of the event related to those data/results and always provided that copyright symbol appears together as follows below.

© DORNA WSBK ORGANIZATION Srl 2016

2	31.238	27.535	15.828	15.796	26.535	1'56.932	199.6	17:05'47.407
3	31.854	27.403	15.639	16.357	26.280	1'57.533	197.4	17:07'44.940
4	31.096	27.053	15.631	16.162	37.341	2'07.283 P	201.1	17:09'52.223
5	5'50.305	27.718	15.672	15.914	26.296	7'15.905 P	198.9	17:17'08.128
6	30.904	27.266	15.716	15.897	26.138	1'55.921	197.1	17:19'04.049
7	30.801	27.295	15.913	16.223	25.929	1'56.161	198.5	17:21'00.210
8	30.816	27.364	16.078	15.770	25.906	1'55.934	199.6	17:22'56.144
9	30.649	27.213	15.845	16.119	26.178	1'56.004	198.5	17:24'52.148
10	31.380	27.285	15.834	15.971	25.911	1'56.381	200.4	17:26'48.529
11	30.594	27.158	15.767	16.169	25.820	1'55.508	199.3	17:28'44.037
12	30.913	27.293	15.974	16.430	26.913	1'57.523	201.9	17:30'41.560

24° 9 C. LONDON (1'56.155)								
Lap	Seg. 1	Seg. 2	Seg. 3	Seg. 4	Seg. 5	Lap Time	km/h	Local Time
1	59.184	29.097	17.101	16.548	27.192	2'29.122 P	192.2	17:01'53.501
2	32.466	27.756	16.402	15.972	26.515	1'59.111	196.0	17:06'21.734
3	32.266	27.341	16.415	17.883	34.990	2'08.895 P	198.2	17:08'30.629
4	1'12.861	27.496	16.487	15.630	26.182	2'38.656 P	196.0	17:11'09.285
5	32.007	27.427	16.868	15.346	26.031	1'57.679	196.7	17:13'06.964
6	31.364	27.085	16.224	16.046	25.868	1'56.587	199.3	17:15'03.551
7	31.634	26.652	16.287	15.500	26.082	1'56.155	197.4	17:16'59.706

25° 3 S. NESBITT (1'56.459)								
Lap	Seg. 1	Seg. 2	Seg. 3	Seg. 4	Seg. 5	Lap Time	km/h	Local Time
1	1'07.074	29.979	17.951	19.213	28.270	2'42.487 P	194.2	17:04'17.306
2	33.327	28.253	16.598	17.832	26.882	2'02.892	189.5	17:06'20.198
3	32.138	27.697	16.584	20.893	27.371	2'04.683	193.5	17:08'24.881
4	32.153	27.294	16.558	17.380	26.383	1'59.768	194.6	17:10'24.649
5	32.078	27.806	16.223	16.710	26.646	1'59.463	199.6	17:12'24.112
6	31.789	27.658	16.077	16.767	26.208	1'58.499	202.6	17:14'22.611
7	31.337	27.274	16.275	16.727	26.173	1'57.786	200.4	17:16'20.397
8	31.322	27.375	18.784	17.221	26.629	2'01.331	197.1	17:18'21.728
9	31.378	27.270	16.316	17.317	26.171	1'58.452	194.9	17:20'20.180
10	30.981	27.066	16.070	16.902	26.366	1'57.385	202.2	17:22'17.565
11	31.137	27.072	16.050	16.668	25.856	1'56.783	200.0	17:24'14.348
12	30.965	27.451	15.849	16.380	26.867	1'57.512	201.1	17:26'11.860
13	31.164	26.836	16.034	16.113	26.312	1'56.459	199.6	17:28'08.319
14	30.747	27.423	16.079	16.465	25.766	1'56.480	197.1	17:30'04.799

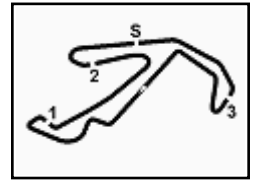
26° 99 L. RODRIGUEZ (1'57.136)								
Lap	Seg. 1	Seg. 2	Seg. 3	Seg. 4	Seg. 5	Lap Time	km/h	Local Time
1	1'08.940	31.968	17.116	17.750	27.881	2'43.655 P	191.2	17:02'07.976
2	33.273	29.398	17.036	17.240	27.045	2'03.992	189.5	17:06'55.623
3	33.335	28.114	16.458	16.895	27.110	2'01.912	200.7	17:08'57.535
4	32.766	28.016	16.498	16.640	27.088	2'01.008	202.2	17:10'58.543
5	32.313	27.907	16.413	16.579	26.610	1'59.822	202.6	17:12'58



European Junior Cup



5
EJC



Riviera di Rimini Round, 17-18-19 June 2016

European Junior Cup - Chronological Analysis Free Practice 1st Session

Misano World Circuit 4.226 m

4 / 4

2	42.964	35.715	19.860	20.488	31.772	2'30.799	166.7	17:07'03.299
3	39.040	32.200	18.077	18.227	30.312	2'17.856	192.2	17:09'21.155
4	37.573	31.470	18.014	17.843	31.257	2'16.157	190.1	17:11'37.312
5	36.145	31.063	17.401	17.821	30.026	2'12.456	189.5	17:13'49.768
6	34.155	30.470	20.540	20.289	28.875	2'14.329		17:16'04.097
7	33.390	29.950	16.717	16.710	28.090	2'04.857	193.2	17:18'08.954
8	32.453	29.265	16.540	16.504	27.398	2'02.160	193.9	17:20'11.114
9	31.990	28.685	16.413	17.341	2'32.038	4'06.467 P	193.9	17:24'17.581
10	1'00.699	30.221	18.624	17.549	27.554	2'34.647 P	161.2	17:26'52.228
11	31.936	28.416	16.253	15.940	26.614	1'59.159	197.4	17:28'51.387
12	31.586	28.180	16.045	15.614	26.520	1'57.945	197.1	17:30'49.332

29° 10 F. ERYILMAZ (2'00.152)

Lap	Seg. 1	Seg. 2	Seg. 3	Seg. 4	Seg. 5	Lap Time	km/h	Local Time
								17:01'50.289
1	1'07.341	30.922	17.792	18.620	28.552	2'43.227 P	194.6	17:04'33.516
2	33.960	28.595	16.739	17.417	26.768	2'03.479	193.5	17:06'36.995
3	32.605	28.098	16.562	17.481	27.038	2'01.784	193.9	17:08'38.779
4	32.120	28.041	16.265	16.879	26.898	2'00.203	197.4	17:10'38.982
5	32.026	27.801	16.313	17.529	26.483	2'00.152	197.4	17:12'39.134
6	32.101	27.607	16.096	17.715	26.746	2'00.265	198.9	17:14'39.399
7	32.424	27.876	16.156	17.928	38.069	2'12.453 P	199.3	17:16'51.852
8						4'42.584 P		17:21'34.436

30° 91 N. LYNCH (2'09.491)

Lap	Seg. 1	Seg. 2	Seg. 3	Seg. 4	Seg. 5	Lap Time	km/h	Local Time
								17:03'30.828
1	1'01.074	31.135	18.673	20.037	30.087	2'41.006 P	186.2	17:06'11.834
2	35.770	30.730	17.985	20.897	42.521	2'27.903 P	188.8	17:08'39.737
3	2'59.012	29.745	17.952	18.260	29.378	4'34.347 P	193.9	17:13'14.084
4	34.157	29.557	17.616	19.135	29.026	2'09.491	193.5	17:15'23.575
5	35.306	29.559	17.536	19.128	28.575	2'10.104	187.8	17:17'33.679
6	34.746	29.868	17.519	19.210	29.443	2'10.786	189.8	17:19'44.465
7	35.520	30.297	17.685	19.584	29.222	2'12.308	191.5	17:21'56.773
8	35.410	29.423	17.501	20.066	29.298	2'11.698	182.4	17:24'08.471
9	34.824	30.435	17.449	19.545	42.875	2'25.128 P	185.6	17:26'33.599

P = Pits In/Out - C = Lap-Time Cancelled

These data/results cannot be reproduced, stored and/or transmitted in whole or in part by any manner of electronic, mechanical, photocopying, recording, broadcasting or otherwise now known or herein after developed without the previous express consent by the copyright owner, except for reproduction in daily press and regular printed publications on sale to the public within 60 days of the event related to those data/results and always provided that copyright symbol appears together as follows below.

© DORNA WSBK ORGANIZATION Srl 2016

FIK R PERUGIA TIMING



Official Tyre Supplier



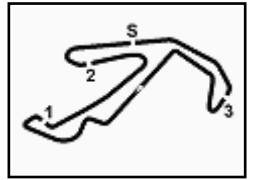
Official Timekeeper



European Junior Cup



6
EJC

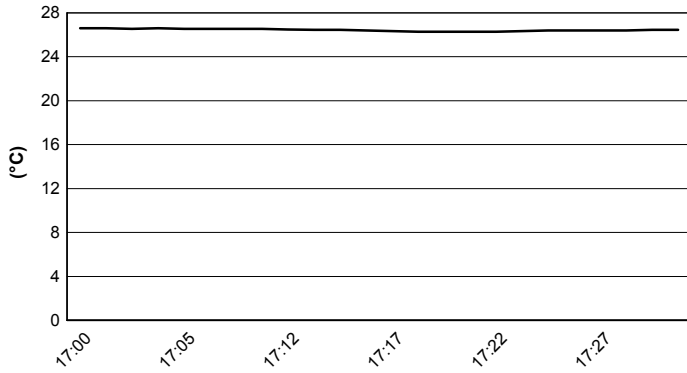


Riviera di Rimini Round, 17-18-19 June 2016
European Junior Cup - Weather Report Free Practice 1st Session

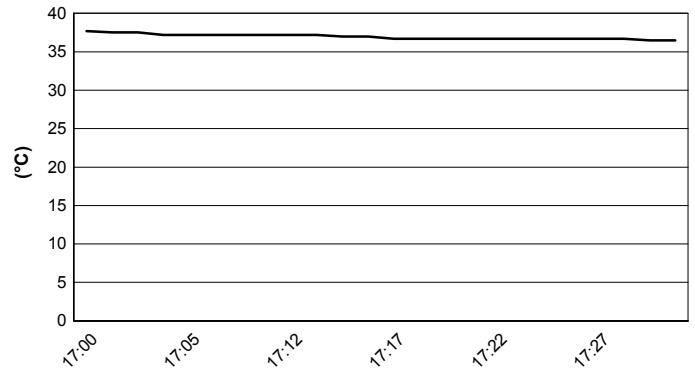
Misano World Circuit 4.226 m

Session started 17:00 Session ended 17:32

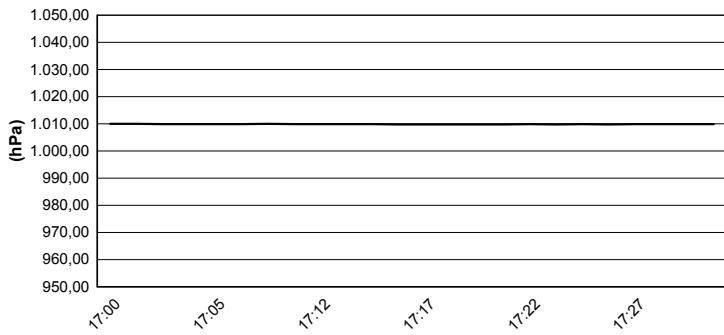
Air Temperature



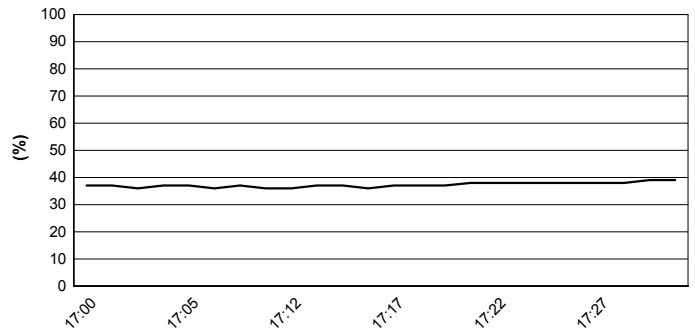
Track Temperature



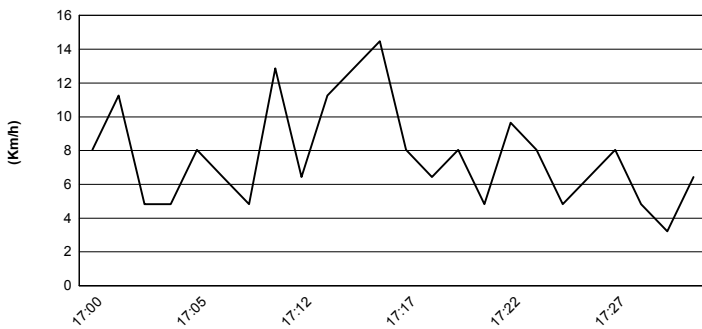
Air Pressure



Humidity



Wind Speed



Wind Direction



These data/results cannot be reproduced, stored and/or transmitted in whole or in part by any manner of electronic, mechanical, photocopying, recording, broadcasting or otherwise now known or herein after developed without the previous express consent by the copyright owner, except for reproduction in daily press and regular printed publications on sale to the public within 60 days of the event related to those data/results and always provided that copyright symbol appears together as follows below.
© DORNA WSBK ORGANIZATION Srl 2016

FICR PERUGIA TIMING



Official Tyre Supplier



Official Timekeeper