

Misano World Circuit 4.226 m

Riviera di Rimini Round, 17-18-19 June 2016

World Superbike - Results Race 2

Laps 21 = 88,746 Km - Time Of Race 33'38.497 - Avg. 158,279 km/h

1 / 2

| Pos | Race | Grid | No. Rider | Nat | Team | Bike | LL | Gap | Fastest Lap | Speed | Qualifying | | Ranking | | | |
|--------------------------|------|------|-----------------|-----|------------------------------------|--------------------|----|----------|-------------|-------|------------|-------|---------|----|-----|-----|
| | | | | | | | | | | | Time | Speed | R1 | R2 | Tot | Pos |
| 1 | 2 | 1 | J. REA | GBR | Kawasaki Racing Team | Kawasaki ZX-10R | 21 | | 1'35.321 | 270,7 | 1'34.257 | 264,7 | 25 | 25 | 343 | 1 |
| 2 | 1 | 66 | T. SYKES | GBR | Kawasaki Racing Team | Kawasaki ZX-10R | 21 | 2.963 | 1'35.495 | 268,7 | 1'34.037 | 266,0 | 20 | 20 | 277 | 2 |
| 3 | 7 | 34 | D. GIUGLIANO | ITA | Aruba.it Racing - Ducati | Ducati Panigale R | 21 | 6.356 | 1'35.389 | 270,0 | 1'34.826 | 263,4 | 2 | 16 | 165 | 4 |
| 4 | 3 | 12 | X. FORÉS | ESP | Barni Racing Team | Ducati Panigale R | 21 | 11.691 | 1'35.807 | 266,7 | 1'34.623 | 264,7 | | 13 | 75 | 11 |
| 5 | 5 | 32 | L. SAVADORI | ITA | IodaRacing Team | Aprilia RSV4 RF | 21 | 15.164 | 1'36.226 | 269,3 | 1'34.694 | 268,0 | | 11 | 100 | 9 |
| 6 | 6 | 69 | N. HAYDEN | USA | Honda World Superbike Team | Honda CBR1000RR SP | 21 | 15.248 | 1'35.982 | 271,4 | 1'34.707 | 263,4 | | 10 | 146 | 6 |
| 7 | 12 | 81 | J. TORRES | ESP | Althea BMW Racing Team | BMW S1000 RR | 21 | 15.587 | 1'35.913 | 272,0 | 1'36.014 | 259,6 | 11 | 9 | 137 | 7 |
| 8 | 4 | 22 | A. LOWES | GBR | Pata Yamaha Official WorldSBK Team | Yamaha YZF R1 | 21 | 17.276 | 1'35.165 | 266,7 | 1'34.641 | 265,4 | 3 | 8 | 81 | 10 |
| 9 | 15 | 59 | N. CANEPA | ITA | Pata Yamaha Official WorldSBK Team | Yamaha YZF R1 | 21 | 20.082 | 1'36.084 | 269,3 | 1'36.335 | 260,9 | 9 | 7 | 16 | 19 |
| 10 | 10 | 60 | M. VAN DER MARK | NED | Honda World Superbike Team | Honda CBR1000RR SP | 21 | 23.832 | 1'35.934 | 270,0 | 1'35.108 | 265,4 | 16 | 6 | 163 | 5 |
| 11 | 13 | 13 | A. WEST | AUS | Pedercini Racing | Kawasaki ZX-10R | 21 | 25.004 | 1'36.405 | 268,7 | 1'35.765 | 266,7 | 6 | 5 | 39 | 17 |
| 12 | 14 | 40 | R. RAMOS | ESP | Team GoEleven | Kawasaki ZX-10R | 21 | 28.020 | 1'36.383 | 266,0 | 1'36.328 | 265,4 | 7 | 4 | 53 | 15 |
| 13 | 24 | 15 | A. DE ANGELIS | RSM | IodaRacing Team | Aprilia RSV4 RF | 21 | 29.703 | 1'36.352 | 272,0 | 1'42.023 | 268,0 | 4 | 3 | 49 | 16 |
| 14 | 16 | 25 | J. BROOKES | AUS | Milwaukee BMW | BMW S1000 RR | 21 | 40.695 | 1'36.792 | 268,0 | 1'37.314 | 266,0 | 5 | 2 | 55 | 14 |
| 15 | 19 | 17 | K. ABRAHAM | CZE | Milwaukee BMW | BMW S1000 RR | 21 | 56.679 | 1'37.494 | 268,7 | 1'38.380 | 266,7 | | 1 | 26 | 18 |
| 16 | 18 | 9 | D. SCHMITTER | SUI | Grillini Racing Team | Kawasaki ZX-10R | 21 | 1'03.741 | 1'38.070 | 262,8 | 1'38.238 | 264,7 | | | 2 | 25 |
| 17 | 17 | 61 | F. MENGHI | ITA | VFT Racing | Ducati Panigale R | 21 | 1'10.624 | 1'38.606 | 262,1 | 1'38.143 | 260,2 | | | | |
| 18 | 20 | 56 | P. SEBESTYÉN | HUN | Team Tóth | Yamaha YZF R1 | 21 | 1'13.063 | 1'38.580 | 262,1 | 1'38.446 | 257,1 | | | | |
| 19 | 21 | 11 | S. AL SULAITI | QAT | Pedercini Racing | Kawasaki ZX-10R | 21 | 1'22.765 | 1'38.611 | 262,1 | 1'38.813 | 259,6 | | | | |
| 20 | P22 | 119 | P. SZKOPEK | POL | Team Tóth | Yamaha YZF R1 | 21 | 1'59.149 | 1'38.846 | 257,8 | 1'38.975 | 259,6 | 1 | | 1 | 28 |
| -----Not Classified----- | | | | | | | | | | | | | | | | |
| RET | 23 | 4 | G. VIZZIELLO | ITA | Grillini Racing Team | Kawasaki ZX-10R | 14 | 7 Laps | 1'38.949 | 260,2 | 1'39.171 | 258,4 | | | | |
| RET | 8 | 2 | L. CAMIER | GBR | MV Agusta Reparto Corse | MV Agusta 1000 F4 | 11 | 10 Laps | 1'36.075 | 259,6 | 1'35.047 | 260,9 | 8 | | 105 | 8 |
| RET | 9 | 7 | C. DAVIES | GBR | Aruba.it Racing - Ducati | Ducati Panigale R | 2 | 19 Laps | | 272,0 | 1'35.097 | 267,3 | 13 | | 244 | 3 |
| RET | 11 | 21 | M. REITERBERGER | GER | Althea BMW Racing Team | BMW S1000 RR | 0 | | | | 1'35.115 | 267,3 | 10 | | 68 | 12 |

| | | | | |
|-------|------------|-----|-------|------|
| AIR | Humidity: | 59% | Temp: | 22°C |
| TRACK | Condition: | Dry | Temp: | 38°C |

| | | | | |
|-------------|---------------|----------|---------|------|
| Fastest Lap | 2° Alex Lowes | 1'35.165 | 159,865 | Km/h |
| Lap Record: | 2015 J.Rea | 1'34.720 | 160,620 | Km/h |
| Best Lap | 2016 T.Sykes | 1'34.037 | 161,780 | Km/h |

| LAP LEADERS | | | | |
|-------------|------|----|------|-------|
| No. Rider | From | To | Laps | Total |
| 66 T. SYKES | 1 | 16 | 16 | 16 |
| 1 J. REA | 17 | 21 | 5 | 5 |

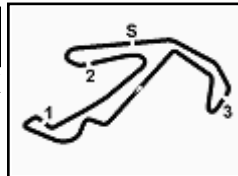
| TOTAL LEADER LAPS | | | | |
|--------------------|------|--------------|--|---|
| No. Rider | Laps | | | |
| 66 T. SYKES | 118 | 22 A. LOWES | | 1 |
| 7 C. DAVIES | 89 | 44 L. MAHIAS | | 1 |
| 1 J. REA | 70 | | | |
| 69 N. HAYDEN | 16 | | | |
| 34 D. GIUGLIANO | 11 | | | |
| 60 M. VAN DER MARK | 8 | | | |
| 25 J. BROOKES | 5 | | | |

N. 119 (Szkopek P.) has been penalized of 39" according to art. 1.23.2

19/06/2016 Start 13:00 End 13:36 The results are provisional until the end of the time limit for protests and appeals and the completion of the technical checks.

These data/results cannot be reproduced, stored and/or transmitted in whole or in part by any manner of electronic, mechanical, photocopying, recording, broadcasting or otherwise now known or herein after developed without the previous express consent by the copyright owner, except for reproduction in daily press and regular printed publications on sale to the public within 60 days of the event related to those data/results and always provided that copyright symbol appears together as follows below.

© DORNA WSBK ORGANIZATION Srl 2016

**Riviera di Rimini Round, 17-18-19 June 2016**
World Superbike - Results Race 2

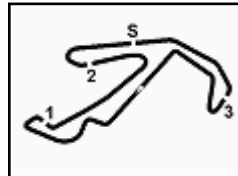
RACE HIGHLIGHTS

| | | |
|----------|-----------------|---|
| 12.57.55 | | Warm-up Lap Start |
| 13.00.44 | | Start |
| 13.01.23 | 21 Reiterberger | Crashed - Turn 8 |
| 13.01.36 | 21 Reiterberger | Out |
| 13.03.19 | | No Jump Start |
| 13.03.30 | 7 Davies | Crashed - Turn 14 |
| 13.03.31 | 60 van der Mark | Crashed - Turn 14 |
| 13.04.26 | 7 Davies | Re-joined |
| 13.04.27 | 60 van der Mark | Re-joined |
| 13.04.42 | 7 Davies | Entered Pits |
| 13.06.03 | 7 Davies | Out |
| 13.18.45 | 2 Camier | Technical Problem - Turn 3 |
| 13.19.25 | 2 Camier | Out |
| 13.24.00 | 4 Vizziello | Entered Pits |
| 13.25.02 | 119 Szkopek | Must Drop 1 Position - Overtake Under Yellow Flag |
| 13.28.27 | 4 Vizziello | Out |
| 13.33.22 | 119 Szkopek | Ride through |
| 13.36.03 | | End Of Session |

19/06/2016 Start End The results are provisional until the end of the time limit for protests and appeals
13:00 13:36 and the completion of the technical checks.

These data/results cannot be reproduced, stored and/or transmitted in whole or in part by any manner of electronic, mechanical, photocopying, recording, broadcasting or otherwise now known or herein after developed without the previous express consent by the copyright owner, except for reproduction in daily press and regular printed publications on sale to the public within 60 days of the event related to those data/results and always provided that copyright symbol appears together as follows below.

© DORNA WSBK ORGANIZATION Srl 2016



Misano World Circuit 4.226 m

Riviera di Rimini Round, 17-18-19 June 2016

World Superbike - Lap Chart Race 2

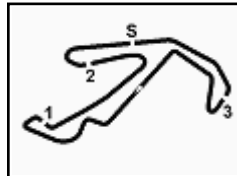
1 / 3

| Pos | Lap | | | | | | | | | | | | | | | | | | | | |
|-----|-----|-----|-----|-----|-----|-----|-----|-----|-----|-----|-----|-----|-----|-----|-----|-----|-----|-----|-----|-----|-----|
| | 1 | 2 | 3 | 4 | 5 | 6 | 7 | 8 | 9 | 10 | 11 | 12 | 13 | 14 | 15 | 16 | 17 | 18 | 19 | 20 | 21 |
| 1 | 66 | 66 | 66 | 66 | 66 | 66 | 66 | 66 | 66 | 66 | 66 | 66 | 66 | 66 | 66 | 66 | 1 | 1 | 1 | 1 | 1 |
| 2 | 1 | 1 | 1 | 1 | 1 | 1 | 1 | 1 | 1 | 1 | 1 | 1 | 1 | 1 | 1 | 1 | 66 | 66 | 66 | 66 | 66 |
| 3 | 22 | 22 | 34 | 34 | 34 | 34 | 34 | 34 | 34 | 34 | 34 | 34 | 34 | 34 | 34 | 34 | 34 | 34 | 34 | 34 | 34 |
| 4 | 12 | 34 | 12 | 12 | 12 | 12 | 12 | 12 | 12 | 12 | 12 | 12 | 12 | 12 | 12 | 12 | 12 | 12 | 12 | 12 | 12 |
| 5 | 34 | 12 | 22 | 22 | 22 | 32 | 32 | 32 | 32 | 32 | 32 | 32 | 32 | 22 | 22 | 22 | 22 | 22 | 22 | 32 | 32 |
| 6 | 60 | 32 | 32 | 32 | 32 | 22 | 22 | 22 | 22 | 22 | 22 | 22 | 22 | 32 | 32 | 32 | 32 | 32 | 32 | 69 | 69 |
| 7 | 7 | 69 | 69 | 69 | 81 | 81 | 81 | 81 | 81 | 81 | 81 | 81 | 81 | 81 | 81 | 81 | 81 | 69 | 69 | 81 | 81 |
| 8 | 32 | 81 | 81 | 81 | 69 | 69 | 69 | 69 | 69 | 69 | 69 | 69 | 69 | 69 | 69 | 69 | 69 | 81 | 81 | 22 | 22 |
| 9 | 69 | 2 | 13 | 13 | 2 | 2 | 2 | 2 | 2 | 2 | 2 | 13 | 13 | 13 | 59 | 59 | 59 | 59 | 59 | 59 | 59 |
| 10 | 81 | 13 | 2 | 2 | 13 | 13 | 13 | 13 | 13 | 13 | 13 | 59 | 59 | 59 | 13 | 13 | 13 | 13 | 13 | 60 | 60 |
| 11 | 2 | 15 | 15 | 15 | 15 | 15 | 15 | 15 | 15 | 15 | 15 | 15 | 15 | 15 | 15 | 15 | 60 | 60 | 60 | 13 | 13 |
| 12 | 13 | 25 | 59 | 59 | 59 | 59 | 59 | 59 | 59 | 59 | 59 | 40 | 60 | 60 | 60 | 60 | 15 | 15 | 40 | 40 | 40 |
| 13 | 15 | 59 | 25 | 25 | 25 | 25 | 25 | 25 | 25 | 25 | 25 | 60 | 40 | 40 | 40 | 40 | 40 | 40 | 15 | 15 | 15 |
| 14 | 9 | 40 | 40 | 40 | 40 | 40 | 40 | 40 | 40 | 40 | 40 | 25 | 25 | 25 | 25 | 25 | 25 | 25 | 25 | 25 | 25 |
| 15 | 25 | 9 | 9 | 9 | 9 | 60 | 60 | 60 | 60 | 60 | 60 | 9 | 9 | 9 | 17 | 17 | 17 | 17 | 17 | 17 | 17 |
| 16 | 17 | 17 | 17 | 17 | 60 | 9 | 9 | 9 | 9 | 9 | 9 | 17 | 17 | 17 | 9 | 9 | 9 | 9 | 9 | 9 | 9 |
| 17 | 59 | 56 | 56 | 56 | 17 | 17 | 17 | 17 | 17 | 17 | 17 | 61 | 61 | 61 | 61 | 61 | 61 | 61 | 61 | 61 | 61 |
| 18 | 40 | 4 | 4 | 60 | 56 | 56 | 56 | 56 | 61 | 61 | 61 | 56 | 56 | 56 | 56 | 56 | 56 | 56 | 56 | 56 | 56 |
| 19 | 4 | 61 | 61 | 4 | 4 | 4 | 4 | 61 | 56 | 56 | 56 | 119 | 119 | 119 | 119 | 119 | 119 | 119 | 119 | 119 | 119 |
| 20 | 61 | 119 | 11 | 61 | 61 | 61 | 61 | 4 | 4 | 4 | 4 | 11 | 11 | 11 | 11 | 11 | 11 | 11 | 11 | 11 | 11 |
| 21 | 119 | 11 | 119 | 11 | 11 | 11 | 11 | 11 | 11 | 119 | 119 | 4 | 4 | 4 | | | | | | | |
| 22 | 56 | 60 | 60 | 119 | 119 | 119 | 119 | 119 | 119 | 11 | 11 | | | | | | | | | | |
| 23 | 11 | 7 | | | | | | | | | | | | | | | | | | | |

| Final Result | | |
|--------------|---------------------------|----------|
| 1 | 1 J. REA | Laps 21 |
| 2 | 66 T. SYKES | 2.963 |
| 3 | 34 D. GIUGLIANO | 6.356 |
| 4 | 12 X. FORÉS | 11.691 |
| 5 | 32 L. SAVADORI | 15.164 |
| 6 | 69 N. HAYDEN | 15.248 |
| 7 | 81 J. TORRES | 15.587 |
| 8 | 22 A. LOWES | 17.276 |
| 9 | 59 N. CANEPA | 20.082 |
| 10 | 60 M. VAN DER MARK | 23.832 |
| 11 | 13 A. WEST | 25.004 |
| 12 | 40 R. RAMOS | 28.020 |
| 13 | 15 A. DE ANGELIS | 29.703 |
| 14 | 25 J. BROOKES | 40.695 |
| 15 | 17 K. ABRAHAM | 56.679 |
| 16 | 9 D. SCHMITTER | 1'03.741 |
| 17 | 61 F. MENGHI | 1'10.624 |
| 18 | 56 P. SEBESTYÉN | 1'13.063 |
| 19 | 11 S. AL SULAITI | 1'22.765 |
| 20 | 119 P. SZKOPEK | 1'59.149 |
| RET | 4 G. VIZZIELLO | 7 Laps |
| RET | 2 L. CAMIER | 10 Laps |
| RET | 7 C. DAVIES | 19 Laps |
| RET | 21 M. REITERBERGER | |

These data/results cannot be reproduced, stored and/or transmitted in whole or in part by any manner of electronic, mechanical, photocopying, recording, broadcasting or otherwise now known or herein after developed without the previous express consent by the copyright owner, except for reproduction in daily press and regular printed publications on sale to the public within 60 days of the event related to those data/results and always provided that copyright symbol appears together as follows below.

© DORNA WSBK ORGANIZATION Srl 2016



Riviera di Rimini Round, 17-18-19 June 2016

World Superbike - Lap Chart Race 2

Misano World Circuit 4.226 m

2 / 3

Lap 1

| | | |
|----|--------------------------|-------|
| 1 | 66 T. Sykes (GBR) | |
| 2 | 1 J. Rea (GBR) | 0.565 |
| 3 | 22 A. Lowes (GBR) | 0.915 |
| 4 | 12 X. Forés (ESP) | 1.325 |
| 5 | 34 D. Giugliano (ITA) | 1.433 |
| 6 | 60 M. van der Mark (NED) | 1.831 |
| 7 | 7 C. Davies (GBR) | 2.340 |
| 8 | 32 L. Savadori (ITA) | 2.580 |
| 9 | 69 N. Hayden (USA) | 3.052 |
| 10 | 81 J. Torres (ESP) | 3.858 |
| 11 | 2 L. Camier (GBR) | 4.061 |
| 12 | 13 A. West (AUS) | 4.163 |
| 13 | 15 A. De Angelis (RSM) | 4.780 |
| 14 | 9 D. Schmitter (SUI) | 6.398 |
| 15 | 25 J. Brookes (AUS) | 6.598 |
| 16 | 17 K. Abraham (CZE) | 6.830 |
| 17 | 59 N. Canepa (ITA) | 7.318 |
| 18 | 40 R. Ramos (ESP) | 7.997 |
| 19 | 4 G. Vizziello (ITA) | 8.359 |
| 20 | 61 F. Menghi (ITA) | 8.470 |
| 21 | 119 P. Szkopek (POL) | 8.873 |
| 22 | 56 P. Sebestyén (HUN) | 8.920 |
| 23 | 11 S. Al Sulaiti (QAT) | 9.371 |

| | | |
|----|--------------------------|--------|
| 1 | 66 T. Sykes (GBR) | |
| 2 | 1 J. Rea (GBR) | 0.415 |
| 3 | 34 D. Giugliano (ITA) | 1.830 |
| 4 | 12 X. Forés (ESP) | 2.695 |
| 5 | 22 A. Lowes (GBR) | 3.355 |
| 6 | 32 L. Savadori (ITA) | 5.019 |
| 7 | 69 N. Hayden (USA) | 5.251 |
| 8 | 81 J. Torres (ESP) | 5.421 |
| 9 | 13 A. West (AUS) | 8.708 |
| 10 | 2 L. Camier (GBR) | 8.864 |
| 11 | 15 A. De Angelis (RSM) | 9.451 |
| 12 | 59 N. Canepa (ITA) | 10.580 |
| 13 | 25 J. Brookes (AUS) | 11.845 |
| 14 | 40 R. Ramos (ESP) | 12.418 |
| 15 | 9 D. Schmitter (SUI) | 16.706 |
| 16 | 17 K. Abraham (CZE) | 17.020 |
| 17 | 56 P. Sebestyén (HUN) | 18.701 |
| 18 | 60 M. van der Mark (NED) | 18.777 |
| 19 | 4 G. Vizziello (ITA) | 19.706 |
| 20 | 61 F. Menghi (ITA) | 20.045 |
| 21 | 11 S. Al Sulaiti (QAT) | 20.897 |
| 22 | 119 P. Szkopek (POL) | 21.455 |

| | | |
|----|--------------------------|--------|
| 5 | 32 L. Savadori (ITA) | 7.112 |
| 6 | 22 A. Lowes (GBR) | 7.591 |
| 7 | 81 J. Torres (ESP) | 8.161 |
| 8 | 69 N. Hayden (USA) | 8.825 |
| 9 | 2 L. Camier (GBR) | 11.792 |
| 10 | 13 A. West (AUS) | 12.197 |
| 11 | 15 A. De Angelis (RSM) | 12.888 |
| 12 | 59 N. Canepa (ITA) | 13.229 |
| 13 | 25 J. Brookes (AUS) | 15.333 |
| 14 | 40 R. Ramos (ESP) | 17.304 |
| 15 | 60 M. van der Mark (NED) | 20.591 |
| 16 | 9 D. Schmitter (SUI) | 25.082 |
| 17 | 17 K. Abraham (CZE) | 25.506 |
| 18 | 56 P. Sebestyén (HUN) | 29.231 |
| 19 | 4 G. Vizziello (ITA) | 29.809 |
| 20 | 61 F. Menghi (ITA) | 29.838 |
| 21 | 11 S. Al Sulaiti (QAT) | 30.646 |
| 22 | 119 P. Szkopek (POL) | 31.214 |

| | | |
|----|--------------------------|--------|
| 9 | 2 L. Camier (GBR) | 12.608 |
| 10 | 13 A. West (AUS) | 13.797 |
| 11 | 15 A. De Angelis (RSM) | 15.016 |
| 12 | 59 N. Canepa (ITA) | 15.263 |
| 13 | 25 J. Brookes (AUS) | 19.141 |
| 14 | 40 R. Ramos (ESP) | 19.578 |
| 15 | 60 M. van der Mark (NED) | 20.839 |
| 16 | 9 D. Schmitter (SUI) | 32.003 |
| 17 | 17 K. Abraham (CZE) | 32.491 |
| 18 | 61 F. Menghi (ITA) | 38.599 |
| 19 | 56 P. Sebestyén (HUN) | 39.059 |
| 20 | 4 G. Vizziello (ITA) | 40.829 |
| 21 | 119 P. Szkopek (POL) | 40.965 |
| 22 | 11 S. Al Sulaiti (QAT) | 41.145 |

Lap 11

| | | |
|----|--------------------------|--------|
| 1 | 66 T. Sykes (GBR) | |
| 2 | 1 J. Rea (GBR) | 0.073 |
| 3 | 34 D. Giugliano (ITA) | 1.713 |
| 4 | 12 X. Forés (ESP) | 5.148 |
| 5 | 32 L. Savadori (ITA) | 9.234 |
| 6 | 22 A. Lowes (GBR) | 9.575 |
| 7 | 81 J. Torres (ESP) | 9.878 |
| 8 | 69 N. Hayden (USA) | 10.395 |
| 9 | 2 L. Camier (GBR) | 13.007 |
| 10 | 13 A. West (AUS) | 14.568 |
| 11 | 15 A. De Angelis (RSM) | 16.031 |
| 12 | 59 N. Canepa (ITA) | 16.251 |
| 13 | 25 J. Brookes (AUS) | 20.156 |
| 14 | 40 R. Ramos (ESP) | 20.410 |
| 15 | 60 M. van der Mark (NED) | 21.196 |
| 16 | 9 D. Schmitter (SUI) | 34.308 |
| 17 | 17 K. Abraham (CZE) | 34.609 |
| 18 | 61 F. Menghi (ITA) | 41.827 |
| 19 | 56 P. Sebestyén (HUN) | 42.209 |
| 20 | 4 G. Vizziello (ITA) | 44.615 |
| 21 | 119 P. Szkopek (POL) | 44.881 |
| 22 | 11 S. Al Sulaiti (QAT) | 45.209 |

Lap 8

| | | |
|----|--------------------------|--------|
| 1 | 66 T. Sykes (GBR) | |
| 2 | 1 J. Rea (GBR) | 0.132 |
| 3 | 34 D. Giugliano (ITA) | 1.771 |
| 4 | 12 X. Forés (ESP) | 3.953 |
| 5 | 32 L. Savadori (ITA) | 7.566 |
| 6 | 22 A. Lowes (GBR) | 8.068 |
| 7 | 81 J. Torres (ESP) | 8.369 |
| 8 | 69 N. Hayden (USA) | 9.011 |
| 9 | 2 L. Camier (GBR) | 12.103 |
| 10 | 13 A. West (AUS) | 12.763 |
| 11 | 15 A. De Angelis (RSM) | 13.254 |
| 12 | 59 N. Canepa (ITA) | 13.561 |
| 13 | 25 J. Brookes (AUS) | 16.315 |
| 14 | 40 R. Ramos (ESP) | 18.057 |
| 15 | 60 M. van der Mark (NED) | 20.639 |
| 16 | 9 D. Schmitter (SUI) | 27.420 |
| 17 | 17 K. Abraham (CZE) | 28.043 |
| 18 | 56 P. Sebestyén (HUN) | 32.904 |
| 19 | 61 F. Menghi (ITA) | 32.959 |
| 20 | 4 G. Vizziello (ITA) | 33.595 |
| 21 | 11 S. Al Sulaiti (QAT) | 33.915 |
| 22 | 119 P. Szkopek (POL) | 34.672 |

Lap 9

| | | |
|----|--------------------------|--------|
| 1 | 66 T. Sykes (GBR) | |
| 2 | 1 J. Rea (GBR) | 0.172 |
| 3 | 34 D. Giugliano (ITA) | 1.687 |
| 4 | 12 X. Forés (ESP) | 4.413 |
| 5 | 32 L. Savadori (ITA) | 8.086 |
| 6 | 22 A. Lowes (GBR) | 8.384 |
| 7 | 81 J. Torres (ESP) | 8.759 |
| 8 | 69 N. Hayden (USA) | 9.315 |
| 9 | 2 L. Camier (GBR) | 12.275 |
| 10 | 13 A. West (AUS) | 13.265 |
| 11 | 15 A. De Angelis (RSM) | 14.163 |
| 12 | 59 N. Canepa (ITA) | 14.455 |
| 13 | 25 J. Brookes (AUS) | 18.005 |
| 14 | 40 R. Ramos (ESP) | 18.714 |
| 15 | 60 M. van der Mark (NED) | 20.805 |
| 16 | 9 D. Schmitter (SUI) | 29.880 |
| 17 | 17 K. Abraham (CZE) | 30.229 |
| 18 | 61 F. Menghi (ITA) | 35.936 |
| 19 | 56 P. Sebestyén (HUN) | 36.159 |
| 20 | 4 G. Vizziello (ITA) | 37.059 |
| 21 | 11 S. Al Sulaiti (QAT) | 37.099 |
| 22 | 119 P. Szkopek (POL) | 37.824 |

Lap 10

| | | |
|---|-----------------------|-------|
| 1 | 66 T. Sykes (GBR) | |
| 2 | 1 J. Rea (GBR) | 0.212 |
| 3 | 34 D. Giugliano (ITA) | 1.707 |
| 4 | 12 X. Forés (ESP) | 4.753 |
| 5 | 32 L. Savadori (ITA) | 8.695 |
| 6 | 22 A. Lowes (GBR) | 9.066 |
| 7 | 81 J. Torres (ESP) | 9.362 |
| 8 | 69 N. Hayden (USA) | 9.676 |

Lap 5

| | | |
|----|--------------------------|--------|
| 1 | 66 T. Sykes (GBR) | |
| 2 | 1 J. Rea (GBR) | 0.247 |
| 3 | 34 D. Giugliano (ITA) | 2.022 |
| 4 | 12 X. Forés (ESP) | 3.159 |
| 5 | 22 A. Lowes (GBR) | 3.453 |
| 6 | 32 L. Savadori (ITA) | 5.823 |
| 7 | 81 J. Torres (ESP) | 6.367 |
| 8 | 69 N. Hayden (USA) | 7.513 |
| 9 | 2 L. Camier (GBR) | 10.265 |
| 10 | 13 A. West (AUS) | 10.403 |
| 11 | 15 A. De Angelis (RSM) | 11.091 |
| 12 | 59 N. Canepa (ITA) | 11.367 |
| 13 | 25 J. Brookes (AUS) | 13.294 |
| 14 | 40 R. Ramos (ESP) | 15.338 |
| 15 | 9 D. Schmitter (SUI) | 20.130 |
| 16 | 60 M. van der Mark (NED) | 20.132 |
| 17 | 17 K. Abraham (CZE) | 20.611 |
| 18 | 56 P. Sebestyén (HUN) | 22.141 |
| 19 | 4 G. Vizziello (ITA) | 23.121 |
| 20 | 61 F. Menghi (ITA) | 23.294 |
| 21 | 11 S. Al Sulaiti (QAT) | 24.256 |
| 22 | 119 P. Szkopek (POL) | 24.853 |

Lap 6

| | | |
|----|--------------------------|--------|
| 1 | 66 T. Sykes (GBR) | |
| 2 | 1 J. Rea (GBR) | 0.216 |
| 3 | 34 D. Giugliano (ITA) | 2.137 |
| 4 | 12 X. Forés (ESP) | 3.504 |
| 5 | 32 L. Savadori (ITA) | 6.705 |
| 6 | 22 A. Lowes (GBR) | 7.186 |
| 7 | 81 J. Torres (ESP) | 7.732 |
| 8 | 69 N. Hayden (USA) | 8.551 |
| 9 | 2 L. Camier (GBR) | 11.320 |
| 10 | 13 A. West (AUS) | 11.549 |
| 11 | 15 A. De Angelis (RSM) | 12.383 |
| 12 | 59 N. Canepa (ITA) | 12.660 |
| 13 | 25 J. Brookes (AUS) | 14.380 |
| 14 | 40 R. Ramos (ESP) | 16.692 |
| 15 | 60 M. van der Mark (NED) | 20.675 |
| 16 | 9 D. Schmitter (SUI) | 22.855 |
| 17 | 17 K. Abraham (CZE) | 23.131 |
| 18 | 56 P. Sebestyén (HUN) | 25.624 |
| 19 | 4 G. Vizziello (ITA) | 26.364 |
| 20 | 61 F. Menghi (ITA) | 26.413 |
| 21 | 11 S. Al Sulaiti (QAT) | 27.697 |
| 22 | 119 P. Szkopek (POL) | 28.386 |

Lap 7

| | | |
|---|-----------------------|-------|
| 1 | 66 T. Sykes (GBR) | |
| 2 | 1 J. Rea (GBR) | 0.173 |
| 3 | 34 D. Giugliano (ITA) | 1.865 |
| 4 | 12 X. Forés (ESP) | 3.718 |

Lap 2

| | | |
|----|--------------------------|----------|
| 1 | 66 T. Sykes (GBR) | |
| 2 | 1 J. Rea (GBR) | 0.371 |
| 3 | 22 A. Lowes (GBR) | 0.565 |
| 4 | 34 D. Giugliano (ITA) | 1.307 |
| 5 | 12 X. Forés (ESP) | 2.039 |
| 6 | 32 L. Savadori (ITA) | 3.401 |
| 7 | 69 N. Hayden (USA) | 3.715 |
| 8 | 81 J. Torres (ESP) | 4.480 |
| 9 | 2 L. Camier (GBR) | 5.160 |
| 10 | 13 A. West (AUS) | 5.338 |
| 11 | 15 A. De Angelis (RSM) | 6.065 |
| 12 | 25 J. Brookes (AUS) | 8.936 |
| 13 | 59 N. Canepa (ITA) | 9.084 |
| 14 | 40 R. Ramos (ESP) | 10.212 |
| 15 | 9 D. Schmitter (SUI) | 10.674 |
| 16 | 17 K. Abraham (CZE) | 10.828 |
| 17 | 56 P. Sebestyén (HUN) | 12.607 |
| 18 | 4 G. Vizziello (ITA) | 12.857 |
| 19 | 61 F. Menghi (ITA) | 12.891 |
| 20 | 119 P. Szkopek (POL) | 13.568 |
| 21 | 11 S. Al Sulaiti (QAT) | 13.875 |
| 22 | 60 M. van der Mark (NED) | 17.279 |
| 23 | 7 C. Davies (GBR) | 1*10.540 |

Lap 3

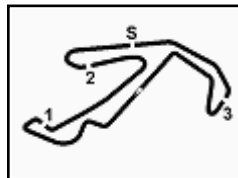
| | | |
|----|--------------------------|--------|
| 1 | 66 T. Sykes (GBR) | |
| 2 | 1 J. Rea (GBR) | 0.244 |
| 3 | 34 D. Giugliano (ITA) | 1.586 |
| 4 | 12 X. Forés (ESP) | 2.632 |
| 5 | 22 A. Lowes (GBR) | 3.577 |
| 6 | 32 L. Savadori (ITA) | 4.247 |
| 7 | 69 N. Hayden (USA) | 4.627 |
| 8 | 81 J. Torres (ESP) | 4.898 |
| 9 | 13 A. West (AUS) | 6.293 |
| 10 | 2 L. Camier (GBR) | 6.527 |
| 11 | 15 A. De Angelis (RSM) | 8.163 |
| 12 | 59 N. Canepa (ITA) | 9.954 |
| 13 | 25 J. Brookes (AUS) | 10.400 |
| 14 | 40 R. Ramos (ESP) | 11.412 |
| 15 | 9 D. Schmitter (SUI) | 13.967 |
| 16 | 17 K. Abraham (CZE) | 14.039 |
| 17 | 56 P. Sebestyén (HUN) | 15.692 |
| 18 | 4 G. Vizziello (ITA) | 16.410 |
| 19 | 61 F. Menghi (ITA) | 16.547 |
| 20 | 11 S. Al Sulaiti (QAT) | 16.991 |
| 21 | 119 P. Szkopek (POL) | 17.509 |
| 22 | 60 M. van der Mark (NED) | 17.972 |

Lap 4

| | | |
|----|--------------------------|--------|
| 1 | 66 T. Sykes (GBR) | |
| 2 | 1 J. Rea (GBR) | 0.155 |
| 3 | 34 D. Giugliano (ITA) | 1.604 |
| 4 | 12 X. Forés (ESP) | 5.994 |
| 5 | 32 L. Savadori (ITA) | 10.318 |
| 6 | 22 A. Lowes (GBR) | 10.841 |
| 7 | 81 J. Torres (ESP) | 11.050 |
| 8 | 69 N. Hayden (USA) | 11.332 |
| 9 | 13 A. West (AUS) | 16.244 |
| 10 | 59 N. Canepa (ITA) | 17.349 |
| 11 | 15 A. De Angelis (RSM) | 18.546 |
| 12 | 60 M. van der Mark (NED) | 21.464 |
| 13 | 40 R. Ramos (ESP) | 21.968 |

These data/results cannot be reproduced, stored and/or transmitted in whole or in part by any manner of electronic, mechanical, photocopying, recording, broadcasting or otherwise now known or herein after developed without the previous express consent by the copyright owner, except for reproduction in daily press and regular printed publications on sale to the public within 60 days of the event related to those data/results and always provided that copyright symbol appears together as follows below.

© DORNA WSBK ORGANIZATION Srl 2016



Riviera di Rimini Round, 17-18-19 June 2016

World Superbike - Lap Chart Race 2

| | | |
|----|-----------------------|--------|
| 14 | 25 J.Brookes (AUS) | 25.938 |
| 15 | 9 D.Schmitter (SUI) | 39.855 |
| 16 | 17 K.Abraham (CZE) | 39.957 |
| 17 | 61 F.Menghi (ITA) | 47.667 |
| 18 | 56 P.Sebestyén (HUN) | 48.252 |
| 19 | 119 P.Szkopek (POL) | 51.806 |
| 20 | 11 S.Al Sulaiti (QAT) | 51.868 |
| 21 | 4 G.Vizziello (ITA) | 54.685 |

| Lap 14 | | |
|--------|-------------------------|----------|
| 1 | 66 T.Sykes (GBR) | |
| 2 | 1 J.Rea (GBR) | 0.147 |
| 3 | 34 D.Giugliano (ITA) | 1.678 |
| 4 | 12 X.Forés (ESP) | 6.383 |
| 5 | 22 A.Lowes (GBR) | 11.444 |
| 6 | 32 L.Savadori (ITA) | 11.767 |
| 7 | 81 J.Torres (ESP) | 11.942 |
| 8 | 69 N.Hayden (USA) | 12.131 |
| 9 | 13 A.West (AUS) | 17.452 |
| 10 | 59 N.Canepa (ITA) | 17.585 |
| 11 | 15 A.De Angelis (RSM) | 19.424 |
| 12 | 60 M.van der Mark (NED) | 21.483 |
| 13 | 40 R.Ramos (ESP) | 22.201 |
| 14 | 25 J.Brookes (AUS) | 27.813 |
| 15 | 9 D.Schmitter (SUI) | 42.534 |
| 16 | 17 K.Abraham (CZE) | 42.601 |
| 17 | 61 F.Menghi (ITA) | 50.774 |
| 18 | 56 P.Sebestyén (HUN) | 51.205 |
| 19 | 119 P.Szkopek (POL) | 55.042 |
| 20 | 11 S.Al Sulaiti (QAT) | 55.341 |
| 21 | 4 G.Vizziello (ITA) | 1'20.069 |

| Lap 15 | | |
|--------|-------------------------|--------|
| 1 | 66 T.Sykes (GBR) | |
| 2 | 1 J.Rea (GBR) | 0.197 |
| 3 | 34 D.Giugliano (ITA) | 2.107 |
| 4 | 12 X.Forés (ESP) | 6.917 |
| 5 | 22 A.Lowes (GBR) | 11.886 |
| 6 | 32 L.Savadori (ITA) | 12.156 |
| 7 | 81 J.Torres (ESP) | 12.473 |
| 8 | 69 N.Hayden (USA) | 12.773 |
| 9 | 59 N.Canepa (ITA) | 18.125 |
| 10 | 13 A.West (AUS) | 18.906 |
| 11 | 15 A.De Angelis (RSM) | 20.417 |
| 12 | 60 M.van der Mark (NED) | 21.819 |
| 13 | 40 R.Ramos (ESP) | 22.566 |
| 14 | 25 J.Brookes (AUS) | 29.162 |
| 15 | 17 K.Abraham (CZE) | 45.358 |
| 16 | 9 D.Schmitter (SUI) | 45.770 |
| 17 | 61 F.Menghi (ITA) | 53.646 |
| 18 | 56 P.Sebestyén (HUN) | 54.144 |
| 19 | 119 P.Szkopek (POL) | 58.435 |
| 20 | 11 S.Al Sulaiti (QAT) | 59.013 |

| Lap 16 | | |
|--------|-------------------------|----------|
| 1 | 66 T.Sykes (GBR) | |
| 2 | 1 J.Rea (GBR) | 0.138 |
| 3 | 34 D.Giugliano (ITA) | 2.583 |
| 4 | 12 X.Forés (ESP) | 7.579 |
| 5 | 22 A.Lowes (GBR) | 12.519 |
| 6 | 32 L.Savadori (ITA) | 12.996 |
| 7 | 81 J.Torres (ESP) | 13.190 |
| 8 | 69 N.Hayden (USA) | 13.371 |
| 9 | 59 N.Canepa (ITA) | 18.298 |
| 10 | 13 A.West (AUS) | 19.927 |
| 11 | 15 A.De Angelis (RSM) | 21.618 |
| 12 | 60 M.van der Mark (NED) | 22.084 |
| 13 | 40 R.Ramos (ESP) | 24.017 |
| 14 | 25 J.Brookes (AUS) | 30.907 |
| 15 | 17 K.Abraham (CZE) | 47.608 |
| 16 | 9 D.Schmitter (SUI) | 48.089 |
| 17 | 61 F.Menghi (ITA) | 56.341 |
| 18 | 56 P.Sebestyén (HUN) | 56.860 |
| 19 | 119 P.Szkopek (POL) | 1'02.151 |
| 20 | 11 S.Al Sulaiti (QAT) | 1'02.993 |

| Lap 17 | | |
|--------|-------------------------|----------|
| 1 | 1 J.Rea (GBR) | |
| 2 | 66 T.Sykes (GBR) | 0.318 |
| 3 | 34 D.Giugliano (ITA) | 2.803 |
| 4 | 12 X.Forés (ESP) | 7.806 |
| 5 | 22 A.Lowes (GBR) | 12.913 |
| 6 | 32 L.Savadori (ITA) | 13.041 |
| 7 | 81 J.Torres (ESP) | 13.621 |
| 8 | 69 N.Hayden (USA) | 13.841 |
| 9 | 59 N.Canepa (ITA) | 18.302 |
| 10 | 13 A.West (AUS) | 20.446 |
| 11 | 60 M.van der Mark (NED) | 22.271 |
| 12 | 15 A.De Angelis (RSM) | 22.791 |
| 13 | 40 R.Ramos (ESP) | 24.447 |
| 14 | 25 J.Brookes (AUS) | 32.350 |
| 15 | 17 K.Abraham (CZE) | 49.267 |
| 16 | 9 D.Schmitter (SUI) | 49.894 |
| 17 | 61 F.Menghi (ITA) | 58.870 |
| 18 | 56 P.Sebestyén (HUN) | 59.411 |
| 19 | 119 P.Szkopek (POL) | 1'05.393 |
| 20 | 11 S.Al Sulaiti (QAT) | 1'06.678 |

| Lap 18 | | |
|--------|-------------------------|----------|
| 1 | 1 J.Rea (GBR) | |
| 2 | 66 T.Sykes (GBR) | 0.774 |
| 3 | 34 D.Giugliano (ITA) | 4.066 |
| 4 | 12 X.Forés (ESP) | 8.868 |
| 5 | 22 A.Lowes (GBR) | 13.866 |
| 6 | 32 L.Savadori (ITA) | 14.248 |
| 7 | 69 N.Hayden (USA) | 14.814 |
| 8 | 81 J.Torres (ESP) | 14.964 |
| 9 | 59 N.Canepa (ITA) | 19.082 |
| 10 | 13 A.West (AUS) | 22.252 |
| 11 | 60 M.van der Mark (NED) | 22.924 |
| 12 | 15 A.De Angelis (RSM) | 25.065 |
| 13 | 40 R.Ramos (ESP) | 25.587 |
| 14 | 25 J.Brookes (AUS) | 34.485 |
| 15 | 17 K.Abraham (CZE) | 51.620 |
| 16 | 9 D.Schmitter (SUI) | 52.853 |
| 17 | 61 F.Menghi (ITA) | 1'02.224 |
| 18 | 56 P.Sebestyén (HUN) | 1'02.889 |
| 19 | 119 P.Szkopek (POL) | 1'09.440 |
| 20 | 11 S.Al Sulaiti (QAT) | 1'11.363 |

| Lap 19 | | |
|--------|-------------------------|----------|
| 1 | 1 J.Rea (GBR) | |
| 2 | 66 T.Sykes (GBR) | 2.126 |
| 3 | 34 D.Giugliano (ITA) | 5.138 |
| 4 | 12 X.Forés (ESP) | 9.858 |
| 5 | 22 A.Lowes (GBR) | 14.583 |
| 6 | 32 L.Savadori (ITA) | 14.846 |
| 7 | 69 N.Hayden (USA) | 15.168 |
| 8 | 81 J.Torres (ESP) | 15.392 |
| 9 | 59 N.Canepa (ITA) | 19.821 |
| 10 | 13 A.West (AUS) | 23.584 |
| 11 | 60 M.van der Mark (NED) | 23.686 |
| 12 | 40 R.Ramos (ESP) | 27.136 |
| 13 | 15 A.De Angelis (RSM) | 27.720 |
| 14 | 25 J.Brookes (AUS) | 37.286 |
| 15 | 17 K.Abraham (CZE) | 53.486 |
| 16 | 9 D.Schmitter (SUI) | 57.801 |
| 17 | 61 F.Menghi (ITA) | 1'05.639 |
| 18 | 56 P.Sebestyén (HUN) | 1'06.398 |
| 19 | 119 P.Szkopek (POL) | 1'13.515 |
| 20 | 11 S.Al Sulaiti (QAT) | 1'15.692 |

| Lap 20 | | |
|--------|----------------------|--------|
| 1 | 1 J.Rea (GBR) | |
| 2 | 66 T.Sykes (GBR) | 3.292 |
| 3 | 34 D.Giugliano (ITA) | 5.979 |
| 4 | 12 X.Forés (ESP) | 11.089 |
| 5 | 32 L.Savadori (ITA) | 15.855 |
| 6 | 69 N.Hayden (USA) | 16.058 |
| 7 | 81 J.Torres (ESP) | 16.195 |
| 8 | 22 A.Lowes (GBR) | 17.463 |

| | | |
|----|-------------------------|----------|
| 9 | 59 N.Canepa (ITA) | 20.769 |
| 10 | 60 M.van der Mark (NED) | 24.466 |
| 11 | 13 A.West (AUS) | 24.892 |
| 12 | 40 R.Ramos (ESP) | 28.205 |
| 13 | 15 A.De Angelis (RSM) | 29.334 |
| 14 | 25 J.Brookes (AUS) | 39.555 |
| 15 | 17 K.Abraham (CZE) | 55.825 |
| 16 | 9 D.Schmitter (SUI) | 1'01.023 |
| 17 | 61 F.Menghi (ITA) | 1'08.634 |
| 18 | 56 P.Sebestyén (HUN) | 1'09.817 |
| 19 | 119 P.Szkopek (POL) | 1'17.563 |
| 20 | 11 S.Al Sulaiti (QAT) | 1'19.965 |

| Lap 21 | | |
|--------|-------------------------|----------|
| 1 | 1 J.Rea (GBR) | |
| 2 | 66 T.Sykes (GBR) | 2.963 |
| 3 | 34 D.Giugliano (ITA) | 6.356 |
| 4 | 12 X.Forés (ESP) | 11.691 |
| 5 | 32 L.Savadori (ITA) | 15.164 |
| 6 | 69 N.Hayden (USA) | 15.248 |
| 7 | 81 J.Torres (ESP) | 15.587 |
| 8 | 22 A.Lowes (GBR) | 17.276 |
| 9 | 59 N.Canepa (ITA) | 20.082 |
| 10 | 60 M.van der Mark (NED) | 23.832 |
| 11 | 13 A.West (AUS) | 25.004 |
| 12 | 40 R.Ramos (ESP) | 28.020 |
| 13 | 15 A.De Angelis (RSM) | 29.703 |
| 14 | 25 J.Brookes (AUS) | 40.695 |
| 15 | 17 K.Abraham (CZE) | 56.679 |
| 16 | 9 D.Schmitter (SUI) | 1'03.741 |
| 17 | 61 F.Menghi (ITA) | 1'10.624 |
| 18 | 56 P.Sebestyén (HUN) | 1'13.063 |
| 19 | 119 P.Szkopek (POL) | 1'20.149 |
| 20 | 11 S.Al Sulaiti (QAT) | 1'22.765 |

These data/results cannot be reproduced, stored and/or transmitted in whole or in part by any manner of electronic, mechanical, photocopying, recording, broadcasting or otherwise now known or herein after developed without the previous express consent by the copyright owner, except for reproduction in daily press and regular printed publications on sale to the public within 60 days of the event related to those data/results and always provided that copyright symbol appears together as follows below.

© DORNA WSBK ORGANIZATION Srl 2016

Riviera di Rimini Round, 17-18-19 June 2016

World Superbike - Best Sector & Speed Race 2

Misano World Circuit 4.226 m

Results

| Pos | Rider | Team | Laps |
|-----|------------------------|--------------------|----------|
| 1 | J. REA | Kawasaki ZX-10R | 21 |
| 2 | T. SYKES | Kawasaki ZX-10R | 2.963 |
| 3 | D. GIUGLIANO | Ducati Panigale R | 6.356 |
| 4 | X. FORÉS | Ducati Panigale R | 11.691 |
| 5 | L. SAVADORI | Aorilia RSV4 RF | 15.164 |
| 6 | N. HAYDEN | Honda CBR1000RR SP | 15.248 |
| 7 | J. TORRES | BMW S1000 RR | 15.587 |
| 8 | A. LOWES | Yamaha YZF R1 | 17.276 |
| 9 | N. CANEPA | Yamaha YZF R1 | 20.082 |
| 10 | M. VAN DER MARK | Honda CBR1000RR SP | 23.832 |
| 11 | A. WEST | Kawasaki ZX-10R | 25.004 |
| 12 | R. RAMOS | Kawasaki ZX-10R | 28.020 |
| 13 | A. DE ANGELIS | Aorilia RSV4 RF | 29.703 |
| 14 | J. BROOKES | BMW S1000 RR | 40.695 |
| 15 | K. ABRAHAM | BMW S1000 RR | 56.679 |
| 16 | D. SCHMITTER | Kawasaki ZX-10R | 1'03.741 |
| 17 | F. MENGHI | Ducati Panigale R | 1'10.624 |
| 18 | P. SEBESTYÉN | Yamaha YZF R1 | 1'13.063 |
| 19 | S. AL SULAITI | Kawasaki ZX-10R | 1'22.765 |
| 20 | P. SZKOPEK | Yamaha YZF R1 | 1'59.149 |
| RET | G. VIZZIELLO | Kawasaki ZX-10R | 7 Laps |
| RET | L. CAMIER | MV Aqusta 1000 F4 | 10 Laps |
| RET | C. DAVIES | Ducati Panigale R | 19 Laps |
| RET | M. REITERBERGER | BMW S1000 RR | |

Best Sector & Speed

| Pos | Rider | Team | Time |
|-----|------------------------|--------------------|-------|
| 1 | A. DE ANGELIS | Aorilia RSV4 RF | 272.0 |
| 2 | J. TORRES | BMW S1000 RR | 272.0 |
| 3 | C. DAVIES | Ducati Panigale R | 272.0 |
| 4 | N. HAYDEN | Honda CBR1000RR SP | 271.4 |
| 5 | J. REA | Kawasaki ZX-10R | 270.7 |
| 6 | D. GIUGLIANO | Ducati Panigale R | 270.0 |
| 7 | M. VAN DER MARK | Honda CBR1000RR SP | 270.0 |
| 8 | L. SAVADORI | Aorilia RSV4 RF | 269.3 |
| 9 | N. CANEPA | Yamaha YZF R1 | 269.3 |
| 10 | T. SYKES | Kawasaki ZX-10R | 268.7 |
| 11 | K. ABRAHAM | BMW S1000 RR | 268.7 |
| 12 | A. WEST | Kawasaki ZX-10R | 268.7 |
| 13 | J. BROOKES | BMW S1000 RR | 268.0 |
| 14 | X. FORÉS | Ducati Panigale R | 266.7 |
| 15 | A. LOWES | Yamaha YZF R1 | 266.7 |
| 16 | R. RAMOS | Kawasaki ZX-10R | 266.0 |
| 17 | D. SCHMITTER | Kawasaki ZX-10R | 262.8 |
| 18 | F. MENGHI | Ducati Panigale R | 262.1 |
| 19 | P. SEBESTYÉN | Yamaha YZF R1 | 262.1 |
| 20 | S. AL SULAITI | Kawasaki ZX-10R | 262.1 |
| 21 | G. VIZZIELLO | Kawasaki ZX-10R | 260.2 |
| 22 | L. CAMIER | MV Aqusta 1000 F4 | 259.6 |
| 23 | P. SZKOPEK | Yamaha YZF R1 | 257.8 |

| Seg. 1 | | Seg. 2 | | Seg. 3 | | Seg. 4 | | Seg. 5 | |
|--------|-------------------------------|--------|------------------------------|--------|------------------------------|--------|------------------------------|--------|------------------------------|
| 1 | A. LOWES 26.313 | 1 | D. GIUGLIANO 21.433 | 1 | J. REA 13.073 | 1 | A. LOWES 12.682 | 1 | T. SYKES 21.096 |
| 2 | C. DAVIES 26.342 | 2 | J. REA 21.535 | 2 | T. SYKES 13.074 | 2 | M. VAN DER MAR 12.735 | 2 | A. LOWES 21.290 |
| 3 | J. REA 26.365 | 3 | A. LOWES 21.546 | 3 | C. DAVIES 13.089 | 3 | N. CANEPA 12.782 | 3 | D. GIUGLIANO 21.298 |
| 4 | D. GIUGLIANO 26.531 | 4 | T. SYKES 21.551 | 4 | A. LOWES 13.113 | 4 | J. REA 12.802 | 4 | J. REA 21.304 |
| 5 | X. FORÉS 26.542 | 5 | M. VAN DER MAR 21.611 | 5 | D. GIUGLIANO 13.135 | 5 | J. TORRES 12.814 | 5 | J. TORRES 21.376 |
| 6 | T. SYKES 26.548 | 6 | L. SAVADORI 21.613 | 6 | N. HAYDEN 13.153 | 6 | C. DAVIES 12.862 | 6 | X. FORÉS 21.389 |
| 7 | L. CAMIER 26.575 | 7 | C. DAVIES 21.626 | 7 | X. FORÉS 13.159 | 7 | T. SYKES 12.864 | 7 | M. VAN DER MAR 21.389 |
| 8 | L. SAVADORI 26.580 | 8 | X. FORÉS 21.632 | 8 | M. VAN DER MAR 13.175 | 8 | X. FORÉS 12.871 | 8 | C. DAVIES 21.407 |
| 9 | N. HAYDEN 26.601 | 9 | J. TORRES 21.659 | 9 | A. WEST 13.187 | 9 | L. SAVADORI 12.874 | 9 | L. CAMIER 21.421 |
| 10 | N. CANEPA 26.603 | 10 | N. HAYDEN 21.697 | 10 | J. BROOKES 13.195 | 10 | L. CAMIER 12.878 | 10 | L. SAVADORI 21.452 |
| 11 | M. VAN DER MAR 26.625 | 11 | A. WEST 21.740 | 11 | A. DE ANGELIS 13.229 | 11 | N. HAYDEN 12.894 | 11 | N. HAYDEN 21.471 |
| 12 | R. RAMOS 26.662 | 12 | R. RAMOS 21.747 | 12 | N. CANEPA 13.247 | 12 | D. GIUGLIANO 12.909 | 12 | N. CANEPA 21.476 |
| 13 | J. TORRES 26.663 | 13 | J. BROOKES 21.750 | 13 | J. TORRES 13.250 | 13 | A. DE ANGELIS 12.932 | 13 | A. WEST 21.488 |
| 14 | A. WEST 26.759 | 14 | N. CANEPA 21.771 | 14 | L. SAVADORI 13.258 | 14 | J. BROOKES 12.941 | 14 | A. DE ANGELIS 21.494 |
| 15 | A. DE ANGELIS 26.804 | 15 | A. DE ANGELIS 21.773 | 15 | R. RAMOS 13.269 | 15 | A. WEST 12.956 | 15 | R. RAMOS 21.529 |
| 16 | J. BROOKES 26.962 | 16 | L. CAMIER 21.783 | 16 | L. CAMIER 13.343 | 16 | K. ABRAHAM 12.968 | 16 | J. BROOKES 21.566 |
| 17 | K. ABRAHAM 27.108 | 17 | K. ABRAHAM 21.986 | 17 | P. SEBESTYÉN 13.413 | 17 | R. RAMOS 12.973 | 17 | P. SEBESTYÉN 21.858 |
| 18 | F. MENGHI 27.139 | 18 | D. SCHMITTER 22.067 | 18 | K. ABRAHAM 13.414 | 18 | D. SCHMITTER 13.171 | 18 | S. AL SULAITI 21.871 |
| 19 | D. SCHMITTER 27.164 | 19 | S. AL SULAITI 22.174 | 19 | D. SCHMITTER 13.450 | 19 | P. SZKOPEK 13.286 | 19 | F. MENGHI 21.881 |
| 20 | P. SZKOPEK 27.239 | 20 | F. MENGHI 22.262 | 20 | S. AL SULAITI 13.466 | 20 | F. MENGHI 13.304 | 20 | D. SCHMITTER 21.926 |
| 21 | P. SEBESTYÉN 27.250 | 21 | P. SEBESTYÉN 22.288 | 21 | P. SZKOPEK 13.535 | 21 | P. SEBESTYÉN 13.323 | 21 | K. ABRAHAM 21.932 |
| 22 | G. VIZZIELLO 27.312 | 22 | G. VIZZIELLO 22.326 | 22 | F. MENGHI 13.551 | 22 | G. VIZZIELLO 13.373 | 22 | P. SZKOPEK 22.035 |
| 23 | S. AL SULAITI 27.339 | 23 | P. SZKOPEK 22.371 | 23 | G. VIZZIELLO 13.555 | 23 | S. AL SULAITI 13.541 | 23 | G. VIZZIELLO 22.100 |
| 24 | M. REITERBERGER 32.736 | | | | | | | | |

19/06/2016

These data/results cannot be reproduced, stored and/or transmitted in whole or in part by any manner of electronic, mechanical, photocopying, recording, broadcasting or otherwise now known or herein after developed without the previous express consent by the copyright owner, except for reproduction in daily press and regular printed publications on sale to the public within 60 days of the event related to those data/results and always provided that copyright symbol appears together as follows below.

© DORNA WSBK ORGANIZATION Srl 2016

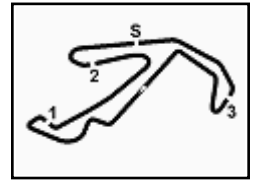
PIRELLI PERIODICA TITINING



Official Tyre Supplier



Official Timekeeper



Riviera di Rimini Round, 17-18-19 June 2016

World Superbike - Chronological Analysis Race 2

Misano World Circuit 4.226 m

Start at 13:00'20.719

1 / 4

| 1 J. REA (1'35.321) | | | | | | | | |
|---------------------|---------------|---------------|---------------|---------------|---------------|-----------------|--------------|--------------|
| Lap | Seg. 1 | Seg. 2 | Seg. 3 | Seg. 4 | Seg. 5 | Lap Time | km/h | Local Time |
| 1 | 31.356 | 21.764 | 13.119 | 12.837 | 21.304 | 1'40.380 | 267.3 | 13:02'01.099 |
| 2 | 26.365 | 21.613 | 13.073 | 12.865 | 21.405 | 1'35.321 | 266.7 | 13:03'36.420 |
| 3 | 26.451 | 21.535 | 13.124 | 12.840 | 21.418 | 1'35.368 | 267.3 | 13:05'11.788 |
| 4 | 26.576 | 21.667 | 13.208 | 12.985 | 21.479 | 1'35.915 | 268.7 | 13:06'47.703 |
| 5 | 26.442 | 21.596 | 13.130 | 12.846 | 21.391 | 1'35.405 | 268.0 | 13:08'23.108 |
| 6 | 26.592 | 21.713 | 13.194 | 12.867 | 21.309 | 1'35.675 | 266.7 | 13:09'58.783 |
| 7 | 26.756 | 21.787 | 13.154 | 12.917 | 21.361 | 1'35.975 | 267.3 | 13:11'34.758 |
| 8 | 26.702 | 21.665 | 13.151 | 12.956 | 21.471 | 1'35.945 | 268.0 | 13:13'10.703 |
| 9 | 26.826 | 21.668 | 13.150 | 12.923 | 21.376 | 1'35.943 | 269.3 | 13:14'46.646 |
| 10 | 26.703 | 21.708 | 13.177 | 13.007 | 21.392 | 1'35.987 | 269.3 | 13:16'22.633 |
| 11 | 26.760 | 21.611 | 13.159 | 12.939 | 21.327 | 1'35.796 | 270.7 | 13:17'58.429 |
| 12 | 26.846 | 21.636 | 13.144 | 13.020 | 21.458 | 1'36.104 | 268.7 | 13:19'34.533 |
| 13 | 26.827 | 21.770 | 13.241 | 12.838 | 21.461 | 1'36.137 | 267.3 | 13:21'10.670 |
| 14 | 26.823 | 21.769 | 13.170 | 12.974 | 21.412 | 1'36.148 | 268.7 | 13:22'46.818 |
| 15 | 26.872 | 21.656 | 13.203 | 12.981 | 21.356 | 1'36.068 | 268.0 | 13:24'22.886 |
| 16 | 26.760 | 21.718 | 13.073 | 12.950 | 21.351 | 1'35.852 | 270.0 | 13:25'58.738 |
| 17 | 26.905 | 21.605 | 13.185 | 12.852 | 21.631 | 1'36.178 | 265.4 | 13:27'34.916 |
| 18 | 26.468 | 21.570 | 13.227 | 12.802 | 21.385 | 1'35.452 | 265.4 | 13:29'10.368 |
| 19 | 26.450 | 21.553 | 13.220 | 12.846 | 21.559 | 1'35.628 | 264.7 | 13:30'45.996 |
| 20 | 26.590 | 21.561 | 13.177 | 12.983 | 21.536 | 1'35.847 | 265.4 | 13:32'21.843 |
| 21 | 26.673 | 21.709 | 13.338 | 13.014 | 22.639 | 1'37.373 | 265.4 | 13:33'59.216 |

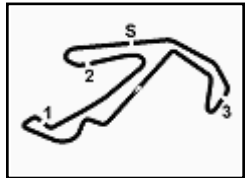
| 66 T. SYKES (1'35.495) | | | | | | | | |
|------------------------|---------------|---------------|---------------|---------------|---------------|-----------------|--------------|--------------|
| Lap | Seg. 1 | Seg. 2 | Seg. 3 | Seg. 4 | Seg. 5 | Lap Time | km/h | Local Time |
| 1 | 31.163 | 21.553 | 13.074 | 12.929 | 21.096 | 1'39.815 | 267.3 | 13:02'00.534 |
| 2 | 26.548 | 21.606 | 13.090 | 12.948 | 21.323 | 1'35.515 | 265.4 | 13:03'36.049 |
| 3 | 26.562 | 21.551 | 13.166 | 12.864 | 21.352 | 1'35.495 | 266.0 | 13:05'11.544 |
| 4 | 26.553 | 21.784 | 13.189 | 12.982 | 21.236 | 1'35.744 | 266.0 | 13:06'47.288 |
| 5 | 26.608 | 21.575 | 13.184 | 12.905 | 21.301 | 1'35.573 | 267.3 | 13:08'22.861 |
| 6 | 26.659 | 21.623 | 13.195 | 12.917 | 21.312 | 1'35.706 | 265.4 | 13:09'58.567 |
| 7 | 26.818 | 21.659 | 13.171 | 13.013 | 21.357 | 1'36.018 | 266.7 | 13:11'34.585 |
| 8 | 26.707 | 21.671 | 13.178 | 12.957 | 21.473 | 1'35.986 | 265.4 | 13:13'10.571 |
| 9 | 26.775 | 21.617 | 13.246 | 12.905 | 21.360 | 1'35.903 | 266.0 | 13:14'46.474 |
| 10 | 26.727 | 21.658 | 13.248 | 13.009 | 21.305 | 1'35.947 | 266.7 | 13:16'22.421 |
| 11 | 26.805 | 21.635 | 13.183 | 12.893 | 21.419 | 1'35.935 | 266.7 | 13:17'58.356 |
| 12 | 26.765 | 21.586 | 13.182 | 13.030 | 21.448 | 1'36.011 | 266.7 | 13:19'34.367 |
| 13 | 26.838 | 21.755 | 13.194 | 12.919 | 21.442 | 1'36.148 | 266.7 | 13:21'10.515 |
| 14 | 26.838 | 21.688 | 13.199 | 12.996 | 21.435 | 1'36.156 | 266.0 | 13:22'46.671 |
| 15 | 26.864 | 21.632 | 13.222 | 12.938 | 21.362 | 1'36.018 | 266.7 | 13:24'22.689 |
| 16 | 26.821 | 21.634 | 13.156 | 12.951 | 21.349 | 1'35.911 | 267.3 | 13:25'58.600 |
| 17 | 27.378 | 21.670 | 13.228 | 12.926 | 21.432 | 1'36.634 | 268.7 | 13:27'35.234 |
| 18 | 26.687 | 21.608 | 13.253 | 12.911 | 21.449 | 1'35.908 | 268.0 | 13:29'11.142 |
| 19 | 27.030 | 21.906 | 13.312 | 13.201 | 21.531 | 1'36.980 | 267.3 | 13:30'48.122 |
| 20 | 27.171 | 21.733 | 13.345 | 13.218 | 21.546 | 1'37.013 | 266.7 | 13:32'25.135 |
| 21 | 27.087 | 21.844 | 13.267 | 13.139 | 21.707 | 1'37.044 | 267.3 | 13:34'02.179 |

| 34 D. GIUGLIANO (1'35.389) | | | | | | | | |
|----------------------------|---------------|---------------|---------------|---------------|---------------|-----------------|--------------|--------------|
| Lap | Seg. 1 | Seg. 2 | Seg. 3 | Seg. 4 | Seg. 5 | Lap Time | km/h | Local Time |
| 1 | 32.126 | 21.780 | 13.135 | 12.909 | 21.298 | 1'41.248 | 270.0 | 13:02'01.967 |
| 2 | 26.531 | 21.441 | 13.153 | 12.935 | 21.329 | 1'35.389 | 267.3 | 13:03'37.356 |
| 3 | 26.626 | 21.503 | 13.176 | 12.996 | 21.473 | 1'35.774 | 266.0 | 13:05'13.130 |
| 4 | 26.808 | 21.513 | 13.217 | 13.048 | 21.402 | 1'35.988 | 266.0 | 13:06'49.118 |
| 5 | 26.578 | 21.518 | 13.223 | 13.010 | 21.436 | 1'35.765 | 266.0 | 13:08'24.883 |
| 6 | 26.633 | 21.481 | 13.244 | 12.965 | 21.498 | 1'35.821 | 265.4 | 13:10'00.704 |
| 7 | 26.582 | 21.452 | 13.244 | 13.034 | 21.434 | 1'35.746 | 265.4 | 13:11'36.450 |
| 8 | 26.624 | 21.504 | 13.231 | 13.005 | 21.528 | 1'35.892 | 265.4 | 13:13'12.342 |
| 9 | 26.686 | 21.448 | 13.195 | 13.088 | 21.402 | 1'35.819 | 266.7 | 13:14'48.161 |
| 10 | 26.700 | 21.433 | 13.307 | 13.092 | 21.435 | 1'35.967 | 267.3 | 13:16'24.128 |
| 11 | 26.661 | 21.514 | 13.294 | 13.009 | 21.463 | 1'35.941 | 267.3 | 13:18'00.069 |
| 12 | 26.622 | 21.528 | 13.238 | 13.044 | 21.500 | 1'35.932 | 266.0 | 13:19'36.001 |
| 13 | 26.720 | 21.606 | 13.235 | 13.057 | 21.500 | 1'36.118 | 267.3 | 13:21'12.119 |
| 14 | 26.848 | 21.489 | 13.295 | 13.083 | 21.515 | 1'36.230 | 266.7 | 13:22'48.349 |
| 15 | 26.778 | 21.624 | 13.367 | 13.120 | 21.558 | 1'36.447 | 266.7 | 13:24'24.796 |
| 16 | 26.852 | 21.575 | 13.268 | 13.106 | 21.586 | 1'36.387 | 268.0 | 13:26'01.183 |
| 17 | 26.944 | 21.510 | 13.387 | 13.141 | 21.554 | 1'36.536 | 265.4 | 13:27'37.719 |
| 18 | 26.898 | 21.564 | 13.415 | 13.185 | 21.653 | 1'36.715 | 265.4 | 13:29'14.434 |
| 19 | 26.900 | 21.623 | 13.413 | 13.167 | 21.597 | 1'36.700 | 265.4 | 13:30'51.134 |
| 20 | 26.848 | 21.571 | 13.378 | 13.187 | 21.704 | 1'36.688 | 267.3 | 13:32'27.822 |
| 21 | 27.007 | 21.749 | 13.406 | 13.160 | 22.028 | 1'37.750 | 264.1 | 13:34'05.572 |

| 12 X. FORÉS (1'35.807) | | | | | | | | |
|------------------------|--------|--------|---------------|--------|---------------|----------|--------------|--------------|
| Lap | Seg. 1 | Seg. 2 | Seg. 3 | Seg. 4 | Seg. 5 | Lap Time | km/h | Local Time |
| 1 | 31.601 | 22.041 | 13.205 | 12.904 | 21.389 | 1'41.140 | 266.7 | 13:02'01.859 |
| 2 | 26.972 | 21.751 | 13.159 | 12.925 | 21.422 | 1'36.229 | 266.0 | 13:03'38.088 |
| 3 | 26.653 | 21.677 | 13.387 | 12.922 | 21.449 | 1'36.088 | 260.9 | 13:05'14.176 |

| | | | | | | | | |
|----|---------------|---------------|--------|---------------|--------|-----------------|-------|--------------|
| 4 | 26.542 | 21.713 | 13.237 | 12.881 | 21.434 | 1'35.807 | 264.1 | 13:06'49.983 |
| 5 | 26.656 | 21.644 | 13.331 | 12.871 | 21.535 | 1'36.037 | 262.8 | 13:08'26.020 |
| 6 | 26.668 | 21.639 | 13.311 | 12.969 | 21.464 | 1'36.051 | 263.4 | 13:10'02.071 |
| 7 | 26.766 | 21.632 | 13.313 | 13.042 | 21.479 | 1'36.232 | 263.4 | 13:11'38.303 |
| 8 | 26.766 | 21.695 | 13.302 | 12.976 | 21.482 | 1'36.221 | 263.4 | 13:13'14.524 |
| 9 | 26.723 | 21.661 | 13.354 | 13.073 | 21.552 | 1'36.363 | 262.8 | 13:14'50.887 |
| 10 | 26.701 | 21.671 | 13.355 | 13.054 | 21.506 | 1'36.287 | 263.4 | 13:16'27.174 |
| 11 | 26.757 | 21.693 | 13.373 | 13.010 | 21.497 | 1'36.330 | 264.1 | 13:18'03.504 |
| 12 | 26.879 | 21.785 | 13.361 | 13.038 | 21.508 | 1'36.571 | 263.4 | 13:19'40.075 |
| 13 | 26.822 | 21.680 | 13.364 | 13.065 | 21.503 | 1'36.434 | 263.4 | 13:21'16.509 |
| 14 | 26.759 | 21.753 | 13.368 | 13.088 | 21.577 | 1'36.545 | 262.1 | 13:22'53.054 |
| 15 | 26.887 | 21.719 | 13.342 | 13.053 | 21.551 | 1'36.552 | 264.1 | 13:24'29.606 |
| 16 | 26.795 | 21.821 | 13.337 | 13.037 | 21.583 | 1'36.573 | 263.4 | 13:26'06.179 |
| 17 | 26.867 | 21.683 | 13.392 | 13.057 | 21.544 | 1'36.543 | 262.1 | 13:27'42.722 |
| 18 | 26.790 | 21.802 | 13.354 | 13.050 | 21.518 | 1'36.514 | 263.4 | 13:29'19.236 |
| 19 | 26.962 | 21.671 | 13.297 | 13.136 | 21.552 | 1'36.618 | 263.4 | 13:30'55.854 |
| 20 | 26.905 | 21.803 | 13.385 | 13.209 | 21.776 | 1'37.078 | 264.1 | 13:32'32.932 |
| 21 | 27.045 | 21.955 | 13.416 | 13.245 | 22.314 | 1'37.975 | 263.4 | 13:34'10.907 |

| 32 L. SAVADORI (1'36.226) | | | | | | | | |
|---------------------------|---------------|---------------|---------------|---------------|---------------|----------|--------------|--------------|
| Lap | Seg. 1 | Seg. 2 | Seg. 3 | Seg. 4 | Seg. 5 | Lap Time | km/h | Local Time |
| 1 | 32.225 | 22.187 | 13.305 | 12.925 | 21.753 | 1'42.395 | 268.7 | 13:02'03.114 |
| 2 | 26.580 | 21.743 | 13.314 | 12.918 | 21.781 | 1'36.336 | 269.3 | 13:03'39.450 |
| 3 | 26.906 | 21.677 | 13.321 | 12.985 | 21.452 | 1'36.341 | 267.3 | 13:05'15.791 |
| 4 | 26.934 | 21.644 | 13.325 | 13.013 | 21.600 | 1'36.516 | 266.7 | 13:06'52.307 |
| 5 | 26.714 | 21.768 | 13.316 | 13.101 | 21.478 | 1'36.377 | 266.0 | 13:08'28.684 |
| 6 | 26.809 | 21.771 | 13.338 | 13.097 | 21.573 | 1'36.588 | 265.4 | 13:10'05.272 |
| 7 | 26.818 | 21.814 | 13.283 | 13.043 | 21.467 | 1'36.425 | 266.7 | 13:11'41.697 |
| 8 | 26.817 | 21.719 | 13.258 | 13.151 | 21.495 | 1'36.440 | 266.7 | 13:13'18.137 |
| 9 | 26.716 | 21.613 | 13.369 | 13.109 | 21.616 | 1'36.423 | 266.7 | 13:14'54.560 |
| 10 | 26.748 | 21.708 | 13.333 | 13.187 | 21.580 | 1'36.556 | 266.7 | 13:16'31.116 |
| 11 | 26.760 | 21.692 | 13.267 | 13.162 | 21.593 | 1'36.474 | 267.3 | 13:18'07.590 |
| 12 | 26.744 | 21.831 | 13.371 | 13.130 | 21.690 | 1'36.766 | 266.7 | 13:19'44.356 |
| 13 | 26.812 | 21.747 | 13.298 | 13.082 | 21.538 | 1'36.477 | 267.3 | 13:21'20.833 |
| 14 | 26.809 | 22.580 | 13.359 | 13.197 | 21.660 | 1'37.605 | 268.7 | 13:22'58.438 |
| 15 | 26.839 | 21.825 | 13.318 | 12.874 | 21.551 | 1'36.407 | 266.0 | 13:24'34.845 |
| 16 | 26.889 | 21.862 | 13.302 | 13.173 | 21.525 | 1'36.751 | 267.3 | 13:26'11.596 |
| 17 | 26.787 | 21.706 | 13.281 | 13.061 | 21.526 | 1'36.361 | 267.3 | 13:27'47.957 |
| 18 | 27.004 | 21.856 | 13.316 | 12.957 | 21.526 | 1'36.659 | 266.7 | 13:29'24.616 |
| 19 | 26.749 | 21.722 | 13.267 | 13.010 | 21.478</ | | | |



Riviera di Rimini Round, 17-18-19 June 2016

World Superbike - Chronological Analysis Race 2

Misano World Circuit 4.226 m

Start at 13:00'20.719

2 / 4

| | | | | | | | | |
|----|--------|--------|---------------|---------------|--------|----------|-------|--------------|
| 11 | 26.839 | 21.804 | 13.326 | 12.870 | 21.612 | 1'36.451 | 268.7 | 13:18'08.234 |
| 12 | 26.780 | 21.823 | 13.488 | 12.941 | 21.609 | 1'36.641 | 266.7 | 13:19'44.875 |
| 13 | 27.001 | 21.939 | 13.304 | 12.890 | 21.556 | 1'36.690 | 267.3 | 13:21'21.565 |
| 14 | 27.018 | 21.838 | 13.299 | 13.222 | 21.671 | 1'37.048 | 268.7 | 13:22'58.613 |
| 15 | 26.949 | 21.826 | 13.343 | 12.921 | 21.510 | 1'36.549 | 267.3 | 13:24'35.162 |
| 16 | 26.857 | 21.827 | 13.365 | 13.027 | 21.552 | 1'36.628 | 268.0 | 13:26'11.790 |
| 17 | 26.801 | 21.857 | 13.436 | 13.009 | 21.644 | 1'36.747 | 265.4 | 13:27'48.537 |
| 18 | 26.814 | 21.831 | 13.353 | 12.990 | 21.807 | 1'36.795 | 265.4 | 13:29'25.332 |
| 19 | 26.840 | 21.701 | 13.250 | 12.814 | 21.451 | 1'36.056 | 268.7 | 13:31'01.388 |
| 20 | 27.034 | 21.777 | 13.365 | 12.951 | 21.523 | 1'36.650 | 266.0 | 13:32'38.038 |
| 21 | 26.890 | 21.855 | 13.344 | 12.948 | 21.728 | 1'36.765 | 265.4 | 13:34'14.803 |

| | | | | | | | | |
|----|--------|--------|--------|--------|--------|----------|-------|--------------|
| 18 | 26.752 | 21.705 | 13.303 | 12.833 | 21.512 | 1'36.105 | 266.0 | 13:29'33.292 |
| 19 | 26.719 | 21.730 | 13.265 | 13.056 | 21.620 | 1'36.390 | 268.0 | 13:31'09.682 |
| 20 | 27.070 | 21.726 | 13.340 | 12.857 | 21.634 | 1'36.627 | 265.4 | 13:32'46.309 |
| 21 | 26.786 | 21.841 | 13.432 | 13.020 | 21.660 | 1'36.739 | 262.8 | 13:34'23.048 |

22 A. LOWES (1'35.165)

13 A. WEST (1'36.405)

| Lap | Seg. 1 | Seg. 2 | Seg. 3 | Seg. 4 | Seg. 5 | Lap Time | km/h | Local Time |
|-----|---------------|---------------|---------------|---------------|---------------|-----------------|-------|--------------|
| 1 | 31.748 | 21.763 | 13.186 | 12.682 | 21.351 | 1'40.730 | 264.1 | 13:02'01.449 |
| 2 | 26.313 | 21.663 | 13.113 | 12.786 | 21.290 | 1'35.165 | 261.5 | 13:03'36.614 |
| 3 | 26.534 | 24.248 | 13.358 | 13.011 | 21.356 | 1'38.507 | 264.1 | 13:05'15.121 |
| 4 | 26.598 | 21.546 | 13.145 | 12.837 | 21.396 | 1'35.522 | 265.4 | 13:06'50.643 |
| 5 | 26.514 | 21.626 | 13.203 | 12.887 | 21.441 | 1'35.671 | 263.4 | 13:08'26.314 |
| 6 | 29.809 | 21.830 | 13.151 | 12.989 | 21.660 | 1'39.439 | 266.7 | 13:10'05.753 |
| 7 | 26.674 | 21.814 | 13.269 | 12.978 | 21.688 | 1'36.423 | 263.4 | 13:11'42.176 |
| 8 | 26.889 | 21.656 | 13.243 | 13.077 | 21.598 | 1'36.463 | 260.9 | 13:13'18.639 |
| 9 | 26.779 | 21.671 | 13.175 | 13.021 | 21.573 | 1'36.219 | 264.1 | 13:14'54.858 |
| 10 | 26.881 | 21.727 | 13.249 | 13.091 | 21.681 | 1'36.629 | 260.2 | 13:16'31.487 |
| 11 | 26.883 | 21.680 | 13.203 | 13.021 | 21.657 | 1'36.444 | 262.8 | 13:18'07.931 |
| 12 | 26.812 | 21.756 | 13.288 | 13.112 | 21.813 | 1'36.781 | 260.9 | 13:19'44.712 |
| 13 | 26.918 | 21.830 | 13.228 | 13.035 | 21.633 | 1'36.644 | 261.5 | 13:21'21.356 |
| 14 | 26.932 | 21.735 | 13.334 | 13.085 | 21.673 | 1'36.759 | 259.0 | 13:22'58.115 |
| 15 | 26.800 | 21.845 | 13.164 | 12.952 | 21.699 | 1'36.460 | 260.2 | 13:24'34.575 |
| 16 | 26.877 | 21.747 | 13.213 | 13.000 | 21.707 | 1'36.544 | 260.9 | 13:26'11.119 |
| 17 | 26.819 | 21.688 | 13.200 | 13.116 | 21.887 | 1'36.710 | 261.5 | 13:27'47.829 |
| 18 | 26.815 | 21.789 | 13.188 | 12.977 | 21.636 | 1'36.405 | 259.6 | 13:29'24.234 |
| 19 | 26.805 | 21.670 | 13.184 | 12.998 | 21.688 | 1'36.345 | 263.4 | 13:31'00.579 |
| 20 | 28.330 | 22.010 | 13.282 | 13.162 | 21.943 | 1'38.727 | 266.0 | 13:32'39.306 |
| 21 | 27.070 | 21.839 | 13.276 | 13.170 | 21.831 | 1'37.186 | 265.4 | 13:34'16.492 |

| Lap | Seg. 1 | Seg. 2 | Seg. 3 | Seg. 4 | Seg. 5 | Lap Time | km/h | Local Time |
|-----|---------------|---------------|---------------|---------------|---------------|-----------------|--------------|--------------|
| 1 | 33.514 | 22.300 | 13.422 | 13.223 | 21.519 | 1'43.978 | 267.3 | 13:02'04.697 |
| 2 | 26.879 | 21.829 | 13.240 | 13.143 | 21.599 | 1'36.690 | 268.0 | 13:03'41.387 |
| 3 | 26.783 | 21.817 | 13.188 | 13.174 | 21.488 | 1'36.450 | 268.0 | 13:05'17.837 |
| 4 | 27.184 | 21.968 | 13.437 | 13.602 | 21.968 | 1'38.159 | 268.7 | 13:06'55.996 |
| 5 | 27.331 | 21.909 | 13.290 | 13.170 | 21.568 | 1'37.268 | 264.1 | 13:08'33.266 |
| 6 | 27.040 | 21.788 | 13.241 | 13.183 | 21.600 | 1'36.852 | 264.7 | 13:10'10.114 |
| 7 | 26.759 | 21.832 | 13.222 | 13.115 | 21.738 | 1'36.666 | 264.7 | 13:11'46.782 |
| 8 | 26.977 | 21.741 | 13.227 | 12.991 | 21.616 | 1'36.552 | 265.4 | 13:13'23.334 |
| 9 | 26.838 | 21.802 | 13.200 | 13.067 | 21.498 | 1'36.405 | 266.7 | 13:14'59.739 |
| 10 | 26.905 | 21.848 | 13.187 | 12.999 | 21.540 | 1'36.479 | 266.0 | 13:16'36.218 |
| 11 | 26.914 | 21.859 | 13.224 | 13.075 | 21.634 | 1'36.706 | 265.4 | 13:18'12.924 |
| 12 | 27.049 | 21.740 | 13.297 | 13.113 | 21.653 | 1'36.852 | 265.4 | 13:19'49.776 |
| 13 | 27.028 | 21.881 | 13.365 | 13.100 | 21.609 | 1'36.983 | 265.4 | 13:21'26.759 |
| 14 | 27.064 | 21.961 | 13.401 | 13.168 | 21.770 | 1'37.364 | 262.8 | 13:23'04.123 |
| 15 | 27.319 | 21.942 | 13.526 | 13.055 | 21.630 | 1'37.472 | 265.4 | 13:24'41.595 |
| 16 | 26.892 | 21.912 | 13.329 | 13.117 | 21.682 | 1'36.932 | 266.0 | 13:26'18.827 |
| 17 | 27.035 | 21.831 | 13.336 | 13.036 | 21.597 | 1'36.835 | 264.7 | 13:27'55.362 |
| 18 | 27.181 | 21.896 | 13.352 | 13.143 | 21.686 | 1'37.258 | 262.1 | 13:29'32.620 |
| 19 | 26.962 | 21.898 | 13.340 | 13.100 | 21.660 | 1'36.960 | 263.4 | 13:31'09.580 |
| 20 | 27.403 | 21.814 | 13.312 | 12.956 | 21.670 | 1'37.155 | 268.0 | 13:32'46.735 |
| 21 | 27.040 | 21.994 | 13.346 | 13.142 | 21.963 | 1'37.485 | 267.3 | 13:34'24.220 |

59 N. CANEPA (1'36.084)

40 R. RAMOS (1'36.383)

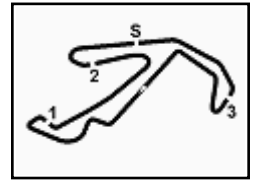
| Lap | Seg. 1 | Seg. 2 | Seg. 3 | Seg. 4 | Seg. 5 | Lap Time | km/h | Local Time |
|-----|---------------|---------------|---------------|---------------|---------------|-----------------|--------------|--------------|
| 1 | 33.210 | 25.287 | 13.538 | 13.311 | 21.787 | 1'47.133 | 268.0 | 13:02'07.852 |
| 2 | 27.229 | 22.018 | 13.457 | 12.934 | 21.643 | 1'37.281 | 257.8 | 13:03'45.133 |
| 3 | 26.887 | 21.904 | 13.315 | 12.782 | 21.477 | 1'36.365 | 260.2 | 13:05'21.498 |
| 4 | 26.678 | 21.974 | 13.319 | 12.884 | 21.515 | 1'36.370 | 259.0 | 13:06'57.868 |
| 5 | 26.783 | 21.871 | 13.295 | 12.935 | 21.476 | 1'36.360 | 262.8 | 13:08'34.228 |
| 6 | 27.133 | 21.902 | 13.327 | 13.038 | 21.599 | 1'36.999 | 264.1 | 13:10'11.227 |
| 7 | 26.829 | 21.988 | 13.293 | 13.000 | 21.477 | 1'36.587 | 262.1 | 13:11'47.814 |
| 8 | 26.785 | 21.807 | 13.321 | 12.888 | 21.517 | 1'36.318 | 262.8 | 13:13'24.132 |
| 9 | 26.801 | 21.966 | 13.328 | 13.058 | 21.644 | 1'36.797 | 263.4 | 13:15'00.929 |
| 10 | 26.966 | 21.956 | 13.392 | 12.889 | 21.552 | 1'36.755 | 259.6 | 13:16'37.684 |
| 11 | 26.954 | 21.925 | 13.339 | 13.014 | 21.691 | 1'36.923 | 266.0 | 13:18'14.607 |
| 12 | 27.108 | 21.960 | 13.309 | 12.965 | 21.694 | 1'37.036 | 268.0 | 13:19'51.643 |
| 13 | 26.603 | 21.820 | 13.327 | 12.903 | 21.568 | 1'36.221 | 261.5 | 13:21'27.864 |
| 14 | 26.667 | 21.780 | 13.301 | 12.849 | 21.795 | 1'36.392 | 263.4 | 13:23'04.256 |
| 15 | 26.891 | 21.889 | 13.309 | 12.907 | 21.562 | 1'36.558 | 262.1 | 13:24'40.814 |
| 16 | 26.662 | 21.779 | 13.247 | 12.873 | 21.523 | 1'36.084 | 269.3 | 13:26'16.898 |
| 17 | 26.616 | 21.856 | 13.289 | 12.980 | 21.579 | 1'36.320 | 263.4 | 13:27'53.218 |
| 18 | 26.615 | 21.903 | 13.320 | 12.872 | 21.522 | 1'36.232 | 262.8 | 13:29'29.450 |
| 19 | 26.766 | 21.771 | 13.327 | 12.915 | 21.588 | 1'36.367 | 261.5 | 13:31'05.817 |
| 20 | 26.909 | 21.915 | 13.309 | 12.946 | 21.716 | 1'36.795 | 266.0 | 13:32'42.612 |
| 21 | 26.877 | 21.916 | 13.280 | 12.963 | 21.650 | 1'36.686 | 260.9 | 13:34'19.298 |

| Lap | Seg. 1 | Seg. 2 | Seg. 3 | Seg. 4 | Seg. 5 | Lap Time | km/h | Local Time |
|-----|---------------|---------------|---------------|---------------|---------------|-----------------|--------------|--------------|
| 1 | 33.031 | 24.959 | 13.461 | 13.615 | 22.746 | 1'47.812 | 263.4 | 13:02'08.531 |
| 2 | 27.042 | 22.270 | 13.338 | 13.265 | 21.815 | 1'37.730 | 265.4 | 13:03'46.261 |
| 3 | 26.675 | 22.044 | 13.398 | 12.973 | 21.605 | 1'36.695 | 263.4 | 13:05'22.956 |
| 4 | 26.732 | 21.825 | 13.388 | 13.183 | 21.622 | 1'36.750 | 264.1 | 13:06'59.706 |
| 5 | 26.887 | 21.857 | 13.331 | 14.418 | 22.000 | 1'38.493 | 266.0 | 13:08'38.199 |
| 6 | 26.662 | 22.275 | 13.345 | 13.173 | 21.605 | 1'37.060 | 263.4 | 13:10'15.259 |
| 7 | 26.709 | 21.900 | 13.315 | 13.145 | 21.561 | 1'36.630 | 262.8 | 13:11'51.889 |
| 8 | 26.819 | 21.907 | 13.332 | 13.138 | 21.543 | 1'36.739 | 262.8 | 13:13'28.628 |
| 9 | 26.820 | 21.755 | 13.269 | 13.097 | 21.619 | 1'36.560 | 264.7 | 13:15'05.188 |
| 10 | 26.911 | 21.937 | 13.304 | 13.059 | 21.600 | 1'36.811 | 264.7 | 13:16'41.999 |
| 11 | 26.849 | 21.898 | 13.308 | 13.075 | 21.637 | 1'36.767 | 266.0 | 13:18'18.766 |
| 12 | 26.970 | 21.789 | 13.364 | 13.095 | 21.670 | 1'36.888 | 262.8 | 13:19'55.654 |
| 13 | 26.738 | 22.214 | 13.325 | 13.233 | 21.529 | 1'36.829 | 265.4 | 13:21'32.483 |
| 14 | 26.686 | 21.822 | 13.296 | 13.000 | 21.585 | 1'36.389 | 265.4 | 13:23'08.872 |
| 15 | 26.681 | 21.747 | 13.310 | 13.048 | 21.597 | 1'36.383 | 264.1 | 13:24'45.255 |
| 16 | 26.827 | 21.828 | 13.849 | 13.242 | 21.616 | 1'37.362 | 265.4 | 13:26'22.617 |
| 17 | 26.839 | 21.812 | 13.356 | 13.028 | 21.711 | 1'36.746 | 264.7 | 13:27'59.363 |
| 18 | 26.721 | 21.771 | 13.316 | 13.145 | 21.639 | 1'36.592 | 264.1 | 13:29'35.955 |
| 19 | 27.119 | 21.844 | 13.363 | 13.274 | 21.577 | 1'37.177 | 261.5 | 13:31'13.132 |
| 20 | 26.784 | 21.844 | 13.344 | 13.263 | 21.681 | 1'36.916 | 264.7 | 13:32'50.048 |
| 21 | 26.850 | 21.879 | 13.330 | 13.318 | 21.811 | 1'37.188 | 262.8 | 13:34'27.236 |

60 M. VAN DER MARK (1'35.934)

15 A. DE ANGELIS (1'36.352)

| Lap | Seg. 1 | Seg. 2 | Seg. 3 | Seg. 4 | Seg. 5 | Lap Time | km/h | Local Time |
|-----|--------|--------|---------------|---------------|---------------|----------|--------------|----------------|
| 1 | 32.416 | 21.834 | 13.175 | 12.832 | 21.389 | 1'41.646 | 270.0 | 13:02'02.365 |
| 2 | 26.657 | 22.002 | 13.300 | 12.735 | 21.535 | 1'50.963 | 267.3 | 13:03'53.328</ |



Riviera di Rimini Round, 17-18-19 June 2016

World Superbike - Chronological Analysis Race 2

Misano World Circuit 4.226 m

Start at 13:00'20.719

3 / 4

| | | | | | | | | |
|----|---------------|---------------|--------|---------------|--------|-----------------|--------------|--------------|
| 1 | 33.688 | 23.859 | 13.330 | 13.535 | 22.001 | 1'46.413 | 267.3 | 13:02'07.132 |
| 2 | 27.428 | 21.929 | 13.579 | 13.069 | 21.848 | 1'37.853 | 264.1 | 13:03'44.985 |
| 3 | 27.251 | 21.935 | 13.195 | 13.012 | 21.566 | 1'36.959 | 266.7 | 13:05'21.944 |
| 4 | 26.962 | 21.855 | 13.518 | 13.222 | 21.632 | 1'37.189 | 266.7 | 13:06'59.133 |
| 5 | 27.202 | 21.896 | 13.299 | 12.941 | 21.684 | 1'37.022 | 266.0 | 13:08'36.155 |
| 6 | 27.097 | 21.757 | 13.284 | 13.044 | 21.610 | 1'36.792 | 265.4 | 13:10'12.947 |
| 7 | 27.063 | 21.750 | 13.378 | 13.160 | 21.620 | 1'36.971 | 267.3 | 13:11'49.918 |
| 8 | 27.018 | 21.828 | 13.309 | 13.088 | 21.725 | 1'36.968 | 264.7 | 13:13'26.886 |
| 9 | 27.127 | 21.799 | 13.454 | 13.256 | 21.957 | 1'37.593 | 266.7 | 13:15'04.479 |
| 10 | 27.101 | 21.966 | 13.304 | 13.046 | 21.666 | 1'37.083 | 268.0 | 13:16'41.562 |
| 11 | 27.070 | 21.839 | 13.324 | 13.118 | 21.599 | 1'36.950 | 264.7 | 13:18'18.512 |
| 12 | 27.072 | 22.302 | 13.432 | 14.340 | 22.820 | 1'39.966 | 265.4 | 13:19'58.478 |
| 13 | 27.441 | 22.055 | 13.363 | 13.271 | 21.845 | 1'37.975 | 264.7 | 13:21'36.453 |
| 14 | 27.175 | 22.104 | 13.628 | 13.315 | 21.809 | 1'38.031 | 264.7 | 13:23'14.484 |
| 15 | 27.254 | 21.931 | 13.309 | 13.169 | 21.704 | 1'37.367 | 262.8 | 13:24'51.851 |
| 16 | 27.394 | 21.881 | 13.434 | 13.181 | 21.766 | 1'37.656 | 264.1 | 13:26'29.507 |
| 17 | 27.370 | 21.926 | 13.450 | 13.269 | 21.744 | 1'37.759 | 262.8 | 13:28'07.266 |
| 18 | 27.400 | 21.835 | 13.407 | 13.179 | 21.766 | 1'37.587 | 263.4 | 13:29'44.853 |
| 19 | 27.608 | 21.979 | 13.377 | 13.268 | 22.197 | 1'38.429 | 264.1 | 13:31'23.282 |
| 20 | 27.497 | 21.964 | 13.438 | 13.255 | 21.962 | 1'38.116 | 265.4 | 13:33'01.398 |
| 21 | 27.609 | 22.142 | 13.435 | 13.327 | 22.000 | 1'38.513 | 264.1 | 13:34'39.911 |

17 K. ABRAHAM (1'37.494)

| Lap | Seg. 1 | Seg. 2 | Seg. 3 | Seg. 4 | Seg. 5 | Lap Time | km/h | Local Time |
|-----|---------------|---------------|---------------|---------------|---------------|-----------------|--------------|--------------|
| 1 | 34.141 | 23.023 | 13.678 | 13.402 | 22.401 | 1'46.645 | 268.0 | 13:02'07.364 |
| 2 | 28.016 | 22.731 | 13.439 | 13.127 | 22.200 | 1'39.513 | 268.7 | 13:03'46.877 |
| 3 | 27.545 | 22.302 | 13.506 | 13.322 | 22.031 | 1'38.706 | 266.7 | 13:05'25.583 |
| 4 | 27.663 | 22.280 | 13.510 | 13.229 | 22.043 | 1'38.725 | 266.7 | 13:07'04.308 |
| 5 | 27.466 | 22.328 | 13.552 | 13.383 | 22.435 | 1'39.164 | 267.3 | 13:08'43.472 |
| 6 | 27.317 | 22.203 | 13.414 | 13.149 | 22.143 | 1'38.226 | 268.0 | 13:10'21.698 |
| 7 | 27.429 | 22.206 | 13.561 | 13.114 | 22.083 | 1'38.393 | 266.7 | 13:12'00.091 |
| 8 | 27.330 | 22.175 | 13.717 | 13.149 | 22.152 | 1'38.523 | 266.0 | 13:13'38.614 |
| 9 | 27.340 | 22.115 | 13.505 | 13.128 | 22.001 | 1'38.089 | 267.3 | 13:15'16.703 |
| 10 | 27.260 | 22.241 | 13.552 | 13.120 | 22.036 | 1'38.209 | 266.7 | 13:16'54.912 |
| 11 | 27.317 | 22.090 | 13.487 | 13.061 | 22.098 | 1'38.053 | 268.0 | 13:18'32.965 |
| 12 | 27.478 | 22.238 | 13.450 | 13.189 | 21.932 | 1'38.287 | 268.0 | 13:20'11.252 |
| 13 | 28.105 | 22.168 | 13.448 | 13.383 | 22.116 | 1'39.220 | 267.3 | 13:21'50.472 |
| 14 | 27.664 | 22.175 | 13.490 | 13.399 | 22.072 | 1'38.800 | 266.7 | 13:23'29.272 |
| 15 | 27.602 | 22.293 | 13.453 | 13.402 | 22.025 | 1'38.775 | 267.3 | 13:25'08.407 |
| 16 | 27.388 | 22.136 | 13.516 | 13.117 | 22.004 | 1'38.161 | 265.4 | 13:26'46.208 |
| 17 | 27.200 | 22.088 | 13.600 | 13.031 | 22.056 | 1'37.975 | 265.4 | 13:28'24.183 |
| 18 | 27.264 | 21.989 | 13.468 | 13.041 | 22.043 | 1'37.805 | 265.4 | 13:30'01.988 |
| 19 | 27.108 | 21.986 | 13.440 | 12.968 | 21.992 | 1'37.494 | 265.4 | 13:31'39.482 |
| 20 | 27.229 | 22.164 | 13.540 | 13.024 | 22.229 | 1'38.186 | 266.0 | 13:33'17.668 |
| 21 | 27.391 | 22.054 | 13.543 | 13.086 | 22.153 | 1'38.227 | 265.4 | 13:34'55.895 |

9 D. SCHMITTER (1'38.070)

| Lap | Seg. 1 | Seg. 2 | Seg. 3 | Seg. 4 | Seg. 5 | Lap Time | km/h | Local Time |
|-----|---------------|---------------|---------------|---------------|---------------|-----------------|--------------|--------------|
| 1 | 34.287 | 22.724 | 13.651 | 13.421 | 22.130 | 1'46.213 | 260.2 | 13:02'06.932 |
| 2 | 27.887 | 22.769 | 13.502 | 13.341 | 22.292 | 1'39.791 | 260.9 | 13:03'46.723 |
| 3 | 27.353 | 22.390 | 13.563 | 13.342 | 22.140 | 1'38.788 | 258.4 | 13:05'25.511 |
| 4 | 27.309 | 22.329 | 13.496 | 13.355 | 21.994 | 1'38.483 | 259.0 | 13:07'03.994 |
| 5 | 27.385 | 22.479 | 13.582 | 13.409 | 22.142 | 1'38.997 | 259.0 | 13:08'42.991 |
| 6 | 27.275 | 22.280 | 13.538 | 13.326 | 22.012 | 1'38.431 | 259.6 | 13:10'21.422 |
| 7 | 27.223 | 22.331 | 13.493 | 13.272 | 21.926 | 1'38.245 | 258.4 | 13:11'59.667 |
| 8 | 27.366 | 22.144 | 13.464 | 13.305 | 22.045 | 1'38.324 | 258.4 | 13:13'37.991 |
| 9 | 27.266 | 22.343 | 13.520 | 13.290 | 21.944 | 1'38.363 | 259.6 | 13:15'16.354 |
| 10 | 27.164 | 22.160 | 13.450 | 13.221 | 22.075 | 1'38.070 | 259.0 | 13:16'54.424 |
| 11 | 27.246 | 22.181 | 13.526 | 13.270 | 22.017 | 1'38.240 | 259.6 | 13:18'32.664 |
| 12 | 27.452 | 22.316 | 13.485 | 13.207 | 21.984 | 1'38.444 | 258.4 | 13:20'11.108 |
| 13 | 27.896 | 22.298 | 13.527 | 13.384 | 22.157 | 1'39.262 | 257.8 | 13:21'50.370 |
| 14 | 27.456 | 22.279 | 13.540 | 13.350 | 22.210 | 1'38.835 | 257.8 | 13:23'29.205 |
| 15 | 27.787 | 22.067 | 13.525 | 13.699 | 22.176 | 1'39.254 | 259.0 | 13:25'08.459 |
| 16 | 27.453 | 22.110 | 13.457 | 13.217 | 21.993 | 1'38.230 | 262.8 | 13:26'46.689 |
| 17 | 27.194 | 22.224 | 13.540 | 13.171 | 21.992 | 1'38.121 | 261.5 | 13:28'24.810 |
| 18 | 27.317 | 22.239 | 13.479 | 13.253 | 22.123 | 1'38.411 | 261.5 | 13:30'03.221 |
| 19 | 27.545 | 23.589 | 13.534 | 13.497 | 22.411 | 1'40.576 | 259.6 | 13:31'43.797 |
| 20 | 27.516 | 22.480 | 13.592 | 13.326 | 22.155 | 1'39.069 | 259.0 | 13:33'22.866 |
| 21 | 27.830 | 22.586 | 13.556 | 13.709 | 22.410 | 1'40.091 | 257.8 | 13:35'02.957 |

61 F. MENGHI (1'38.606)

| Lap | Seg. 1 | Seg. 2 | Seg. 3 | Seg. 4 | Seg. 5 | Lap Time | km/h | Local Time |
|-----|--------|---------------|---------------|--------|--------|----------|--------------|--------------|
| 1 | 34.469 | 23.164 | 13.624 | 14.400 | 22.628 | 1'48.285 | 262.1 | 13:02'09.004 |
| 2 | 27.708 | 22.463 | 13.551 | 13.440 | 22.774 | 1'39.936 | 260.9 | 13:03'48.940 |
| 3 | 27.857 | 22.352 | 13.620 | 13.416 | 21.906 | 1'39.151 | 260.9 | 13:05'28.091 |
| 4 | 27.645 | 22.262 | 13.591 | 13.669 | 22.075 | 1'39.242 | 260.2 | 13:07'07.333 |
| 5 | 27.407 | 22.480 | 13.629 | 13.387 | 21.919 | 1'38.822 | 260.9 | 13:08'46.155 |
| 6 | 27.427 | 22.497 | 13.570 | 13.365 | 21.966 | 1'38.825 | 260.9 | 13:10'24.980 |
| 7 | 27.600 | 22.451 | 13.659 | 13.591 | 22.142 | 1'39.443 | 260.2 | 13:12'04.423 |

P = Pits In/Out - C = Lap-Time Cancelled

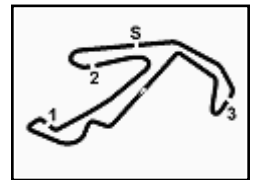
These data/results cannot be reproduced, stored and/or transmitted in whole or in part by any manner of electronic, mechanical, photocopying, recording, broadcasting or otherwise now known or herein after developed without the previous express consent by the copyright owner, except for reproduction in daily press and regular printed publications on sale to the public within 60 days of the event related to those data/results and always provided that copyright symbol appears together as follows below.

© DORNA WSBK ORGANIZATION Srl 2016

| | | | | | | | | |
|----|---------------|--------|--------|---------------|---------------|-----------------|-------|--------------|
| 8 | 27.880 | 22.296 | 13.572 | 13.370 | 21.989 | 1'39.107 | 260.2 | 13:13'43.530 |
| 9 | 27.424 | 22.398 | 13.623 | 13.402 | 22.033 | 1'38.880 | 260.9 | 13:15'22.410 |
| 10 | 27.205 | 22.468 | 13.669 | 13.387 | 21.881 | 1'38.610 | 259.6 | 13:17'01.020 |
| 11 | 27.293 | 22.741 | 13.699 | 13.374 | 22.056 | 1'39.163 | 259.0 | 13:18'40.183 |
| 12 | 27.468 | 22.557 | 13.702 | 13.386 | 21.908 | 1'39.021 | 258.4 | 13:20'19.204 |
| 13 | 27.280 | 22.586 | 13.750 | 13.456 | 21.906 | 1'38.978 | 258.4 | 13:21'58.182 |
| 14 | 27.527 | 22.496 | 13.654 | 13.583 | 22.003 | 1'39.263 | 255.9 | 13:23'37.445 |
| 15 | 27.294 | 22.471 | 13.674 | 13.376 | 22.075 | 1'38.890 | 257.1 | 13:25'16.335 |
| 16 | 27.139 | 22.347 | 13.722 | 13.304 | 22.094 | 1'38.606 | 257.8 | 13:26'54.941 |
| 17 | 27.206 | 22.450 | 13.728 | 13.394 | 22.067 | 1'38.845 | 257.8 | 13:28'33.786 |
| 18 | 27.257 | 22.447 | 13.750 | 13.334 | 22.018 | 1'38.806 | 258.4 | 13:30'12.592 |
| 19 | 27.451 | 22.438 | 13.690 | 13.409 | 22.055 | 1'39.043 | 259.0 | 13:31'51.635 |
| 20 | 27.282 | 22.372 | 13.668 | 13.488 | 22.032 | 1'38.842 | 257.8 | 13:33'30.477 |
| 21 | 27.325 | 22.648 | 13.722 | 13.451 | 22.217 | 1'39.363 | 258.4 | 13:35'09.840 |

56 P. SEBESTYÉN (1'38.580)

| Lap | Seg. 1 | Seg. 2 | Seg. 3 | Seg. 4 | Seg. 5 | Lap Time | km/h | Local Time |
|-----|---------------|---------------|---------------|---------------|---------------|-----------------|--------------|--------------|
| 1 | 35.486 | 23.121 | 14.066 | 13.700 | 22.362 | 1'48.735 | 260.2 | 13:02'09.454 |
| 2 | 27.887 | 22.345 | 13.413 | 13.323 | 22.234 | 1'39.202 | 262.1 | 13:03'48.656 |
| 3 | 27.284 | 22.303 | 13.597 | 13.441 | 21.955 | 1'38.580 | 258.4 | 13:05'27.236 |
| 4 | 27.401 | 22.288 | 13.582 | 13.557 | 21.925 | 1'38.753 | 257.8 | 13:07'05.989 |
| 5 | 27.537 | 22.383 | 13.509 | 13.463 | 22.121 | 1'39.013 | 257.1 | 13:08'45.002 |
| 6 | 27.425 | 22.461 | 13.562 | 13.614 | 22.127 | 1'39.189 | 257.8 | 13:10'24.191 |
| 7 | 27.697 | 22.476 | 13.676 | 13.643 | 22.133 | 1'39.625 | 255.9 | 13:12'03.816 |
| 8 | 27.615 | 22.562 | 13.683 | 13.619 | 22.180 | 1'39.659 | 255.3 | 13:13'43.475 |
| 9 | 27.250 | 22.438 | 13.619 | 13.561 | 22.290 | 1'39.158 | 256.5 | 13:15'22.633 |
| 10 | 27.363 | 22.396 | 13.571 | 13.659 | 21.858 | 1'38.847 | 259.0 | 13:17'01.480 |
| 11 | 27.271 | 22.466 | 13.660 | 13.616 | 22.072 | 1'39.085 | 259.0 | 13:18'40.565 |
| 12 | 27.472 | 22.503 | 13.603 | 13.562 | 22.224 | 1'39.364 | 260.2 | 13:20'19.929 |
| 13 | 27.442 | 22.319 | 13.588 | 13.542 | 21.947 | 1'38.838 | 257.8 | 13:21'58.767 |
| 14 | 27.385 | 22.322 | 13.611 | 13.660 | 22.131 | 1'39.109 | 259.0 | 13:23'37.876 |
| 15 | 27.466 | 22.369 | 13.567 | 13.482 | 22.073 | 1'38.957 | 259.0 | 13:25'16.833 |
| 16 | 27.322 | 22.295 | 13.599 | 13.463 | 21.948 | 1'38.627 | 259.6 | 13:26'55.460 |
| 17 | 27.374 | 22.302 | 13.531 | 13.581 | 22.079 | 1'38.867 | 259.0 | 13:28'34.327 |
| 18 | 27.487 | 22.329 | 13.568 | 13.492 | 22.054 | 1'38.930 | 259.0 | |



Riviera di Rimini Round, 17-18-19 June 2016 World Superbike - Chronological Analysis Race 2

Start at 13:00'20.719

| | | | | | | | | |
|----|--------|--------|--------|--------|--------|----------|-------|--------------|
| 15 | 27.456 | 22.403 | 13.748 | 13.535 | 22.269 | 1'39.411 | 252.9 | 13:25'21.124 |
| 16 | 27.447 | 22.459 | 13.727 | 13.662 | 22.332 | 1'39.627 | 252.9 | 13:27'00.751 |
| 17 | 27.352 | 22.503 | 13.667 | 13.628 | 22.408 | 1'39.558 | 250.0 | 13:28'40.309 |
| 18 | 27.383 | 22.424 | 13.626 | 13.486 | 22.580 | 1'39.499 | 252.9 | 13:30'19.808 |
| 19 | 27.407 | 22.399 | 13.651 | 13.724 | 22.522 | 1'39.703 | 252.9 | 13:31'59.511 |
| 20 | 27.523 | 22.571 | 13.699 | 13.752 | 22.350 | 1'39.895 | 253.5 | 13:33'39.406 |
| 21 | 27.370 | 22.590 | 13.815 | 13.685 | 22.499 | 1'39.959 | 252.3 | 13:35'19.365 |

4 G. VIZZIELLO (1'38.949)

| Lap | Seg. 1 | Seg. 2 | Seg. 3 | Seg. 4 | Seg. 5 | Lap Time | km/h | Local Time |
|-----|---------------|---------------|---------------|---------------|---------------|-----------------|--------------|--------------|
| 1 | 35.021 | 22.848 | 14.144 | 13.786 | 22.375 | 1'48.174 | 259.0 | 13:02'08.893 |
| 2 | 27.574 | 22.363 | 13.632 | 13.620 | 22.824 | 1'40.013 | 256.5 | 13:03'48.906 |
| 3 | 27.606 | 22.326 | 13.555 | 13.373 | 22.188 | 1'39.048 | 259.0 | 13:05'27.954 |
| 4 | 27.436 | 22.338 | 13.631 | 13.535 | 22.100 | 1'39.040 | 256.5 | 13:07'06.994 |
| 5 | 27.312 | 22.328 | 13.628 | 13.427 | 22.293 | 1'38.988 | 256.5 | 13:08'45.982 |
| 6 | 27.313 | 22.372 | 13.599 | 13.413 | 22.252 | 1'38.949 | 255.9 | 13:10'24.931 |
| 7 | 27.417 | 22.515 | 13.669 | 13.632 | 22.230 | 1'39.463 | 256.5 | 13:12'04.394 |
| 8 | 27.696 | 22.579 | 13.708 | 13.489 | 22.300 | 1'39.772 | 260.2 | 13:13'44.166 |
| 9 | 27.521 | 22.448 | 13.594 | 13.535 | 22.269 | 1'39.367 | 257.8 | 13:15'23.533 |
| 10 | 27.513 | 22.659 | 13.651 | 13.510 | 22.384 | 1'39.717 | 256.5 | 13:17'03.250 |
| 11 | 27.731 | 22.449 | 13.726 | 13.514 | 22.301 | 1'39.721 | 255.3 | 13:18'42.971 |
| 12 | 28.127 | 22.660 | 13.769 | 13.585 | 22.405 | 1'40.546 | 256.5 | 13:20'23.517 |
| 13 | 28.012 | 22.857 | 13.854 | 14.015 | 22.945 | 1'41.683 | 248.8 | 13:22'05.200 |
| 14 | 29.506 | 26.210 | 14.738 | 16.695 | 34.391 | 2'01.540 P | 237.9 | 13:24'06.740 |

2 L. CAMIER (1'36.075)

| Lap | Seg. 1 | Seg. 2 | Seg. 3 | Seg. 4 | Seg. 5 | Lap Time | km/h | Local Time |
|-----|---------------|---------------|---------------|---------------|---------------|-----------------|--------------|--------------|
| 1 | 32.904 | 22.632 | 13.440 | 13.316 | 21.584 | 1'43.876 P | 257.8 | 13:02'04.595 |
| 2 | 26.777 | 21.859 | 13.376 | 12.917 | 21.685 | 1'36.614 | 259.6 | 13:03'41.209 |
| 3 | 26.606 | 21.984 | 13.372 | 13.324 | 21.576 | 1'36.862 | 259.0 | 13:05'18.071 |
| 4 | 26.812 | 22.055 | 13.471 | 13.701 | 22.042 | 1'38.081 | 259.0 | 13:06'56.152 |
| 5 | 26.952 | 21.907 | 13.438 | 13.005 | 21.672 | 1'36.974 | 257.8 | 13:08'33.126 |
| 6 | 26.646 | 21.906 | 13.590 | 13.087 | 21.532 | 1'36.761 | 257.8 | 13:10'09.887 |
| 7 | 26.606 | 21.886 | 13.441 | 13.006 | 21.551 | 1'36.490 | 257.1 | 13:11'46.377 |
| 8 | 26.685 | 21.783 | 13.359 | 12.962 | 21.508 | 1'36.297 | 258.4 | 13:13'22.674 |
| 9 | 26.621 | 21.794 | 13.352 | 12.878 | 21.430 | 1'36.075 | 257.8 | 13:14'58.749 |
| 10 | 26.575 | 21.865 | 13.381 | 13.038 | 21.421 | 1'36.280 | 259.0 | 13:16'35.029 |
| 11 | 26.703 | 21.854 | 13.343 | 12.900 | 21.534 | 1'36.334 | 258.4 | 13:18'11.363 |

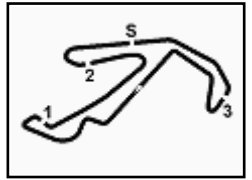
7 C. DAVIES (40'39.999)

| Lap | Seg. 1 | Seg. 2 | Seg. 3 | Seg. 4 | Seg. 5 | Lap Time | km/h | Local Time |
|-----|---------------|---------------|---------------|---------------|---------------|------------|--------------|--------------|
| 1 | 32.561 | 22.214 | 13.111 | 12.862 | 21.407 | 1'42.155 | 272.0 | 13:02'02.874 |
| 2 | 26.342 | 21.626 | 13.089 | 12.870 | 1'29.788 | 2'43.715 P | 270.7 | 13:04'46.589 |

P = Pits In/Out - C = Lap-Time Cancelled

These data/results cannot be reproduced, stored and/or transmitted in whole or in part by any manner of electronic, mechanical, photocopying, recording, broadcasting or otherwise now known or herein after developed without the previous express consent by the copyright owner, except for reproduction in daily press and regular printed publications on sale to the public within 60 days of the event related to those data/results and always provided that copyright symbol appears together as follows below.

© DORNA WSBK ORGANIZATION Srl 2016

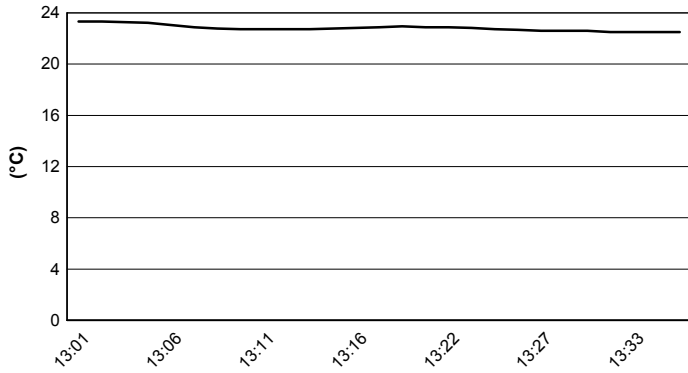


Misano World Circuit 4.226 m

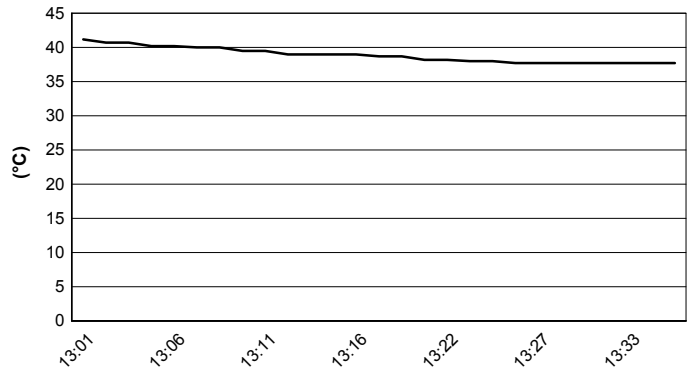
Riviera di Rimini Round, 17-18-19 June 2016 World Superbike - Weather Report Race 2

Session started 13:00 Session ended 13:36

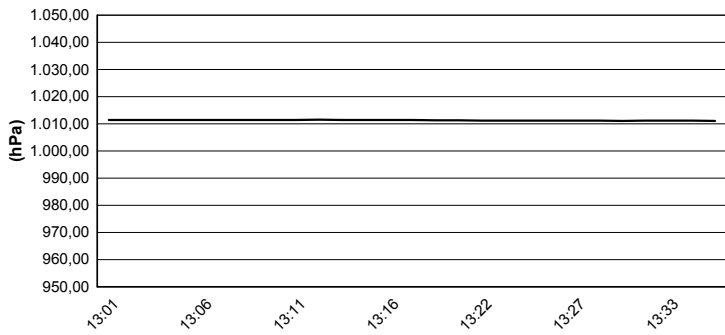
Air Temperature



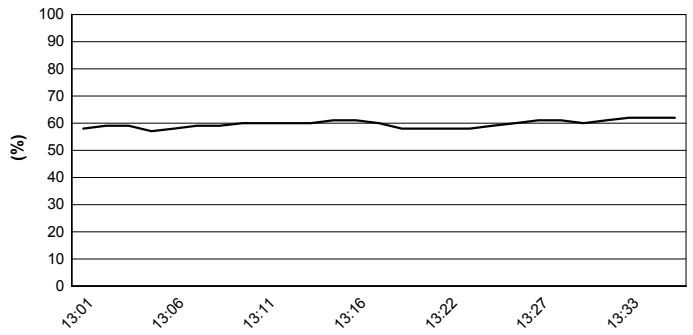
Track Temperature



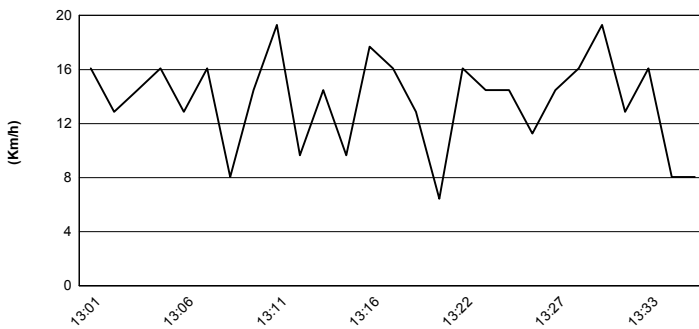
Air Pressure



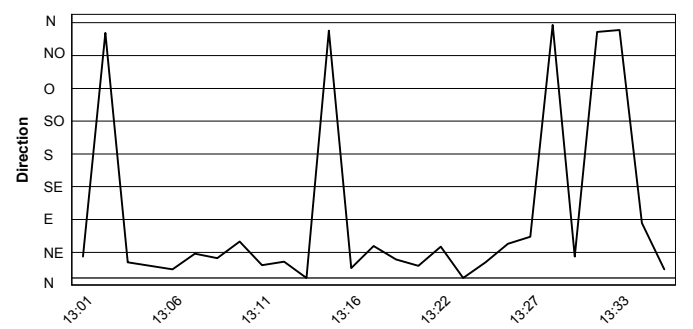
Humidity



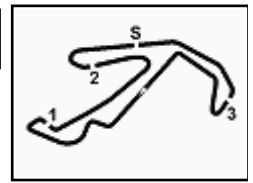
Wind Speed



Wind Direction



These data/results cannot be reproduced, stored and/or transmitted in whole or in part by any manner of electronic, mechanical, photocopying, recording, broadcasting or otherwise now known or herein after developed without the previous express consent by the copyright owner, except for reproduction in daily press and regular printed publications on sale to the public within 60 days of the event related to those data/results and always provided that copyright symbol appears together as follows below.
© DORNA WSBK ORGANIZATION Srl 2016


Riviera di Rimini Round, 17-18-19 June 2016
World Superbike - Championship Standings

Misano World Circuit 4.226 m

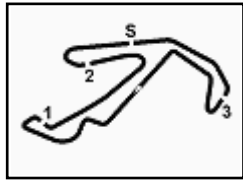
1 / 2

| Points | Points From First | Points From Previous | February 28 PHILLIP ISLAND | | March 13 BURIRAM | | April 3 ARAGON | | April 17 ASSEN | | May 1 IMOLA | | May 15 SEPANG | | May 29 DONINGTON PARK | | June 19 MISANO | | July 10 LAGUNA SECA | | September 18 LAUSITZRING | | October 2 MAGNY-COURS | | October 16 JEREZ | | October 28 LOSAIL | | | | |
|--|-------------------|----------------------|-------------------------------|----|---------------------|----|-------------------|----|-------------------|----|----------------|----|------------------|----|--------------------------|----|-------------------|----|------------------------|---|-----------------------------|---|--------------------------|---|---------------------|---|----------------------|---|---|---|--|
| | | | 1 | 2 | 1 | 2 | 1 | 2 | 1 | 2 | 1 | 2 | 1 | 2 | 1 | 2 | 1 | 2 | 1 | 2 | 1 | 2 | 1 | 2 | 1 | 2 | 1 | 2 | 1 | 2 | |
| 1 REA Jonathan (GBR) | 343 | | 25 | 25 | 25 | 20 | 20 | 16 | 25 | 25 | 20 | 20 | 20 | 16 | 16 | 20 | 25 | 25 | | | | | | | | | | | | | |
| 2 SYKES Tom (GBR) | 277 66 | | 11 | 10 | 20 | 25 | 16 | 20 | 20 | 16 | 16 | 16 | 25 | 8 | 25 | 25 | 20 | 20 | | | | | | | | | | | | | |
| 3 DAVIES Chaz (GBR) | 244 99 33 | | 20 | 6 | 13 | 16 | 25 | 25 | 20 | 11 | 25 | 25 | 16 | 13 | 16 | 13 | 13 | 13 | | | | | | | | | | | | | |
| 4 GIUGLIANO Davide (ITA) | 165 178 79 | | 13 | 16 | 6 | 6 | 11 | 10 | 8 | 11 | 13 | 10 | 20 | 20 | 20 | 9 | 2 | 16 | | | | | | | | | | | | | |
| 5 VAN DER MARK Michael (NED) | 163 180 2 | | 16 | 20 | 16 | 13 | 9 | 9 | 16 | 9 | 7 | 9 | 10 | 8 | 8 | 8 | 16 | 6 | | | | | | | | | | | | | |
| 6 HAYDEN Nicky (USA) | 146 197 17 | | 7 | 13 | 11 | 10 | 10 | 10 | 16 | 10 | 7 | 8 | 8 | 25 | 11 | 10 | 10 | 10 | | | | | | | | | | | | | |
| 7 TORRES Jordi (ESP) | 137 206 9 | | 8 | 9 | 8 | 8 | 9 | 11 | 11 | 1 | 13 | 9 | 13 | 3 | 9 | 5 | 11 | 9 | | | | | | | | | | | | | |
| 8 CAMIER Leon (GBR) | 105 238 32 | | 9 | 5 | 5 | 5 | 13 | 16 | 13 | 7 | 10 | 11 | 6 | 7 | 13 | 11 | 8 | 8 | | | | | | | | | | | | | |
| 9 SAVADORI Lorenzo (ITA) | 100 243 5 | | 4 | 6 | 7 | 6 | 5 | 10 | 13 | 8 | 5 | 2 | 10 | 13 | 11 | 11 | 9 | 9 | | | | | | | | | | | | | |
| 10 LOWES Alex (GBR) | 81 262 19 | | 2 | 10 | 13 | 14 | 8 | 7 | 8 | 9 | 5 | 10 | 11 | 11 | 10 | 10 | 3 | 8 | | | | | | | | | | | | | |
| 11 FORÉS Xavi (ESP) | 75 268 6 | | | 2 | 13 | 13 | 3 | 6 | 6 | 6 | 2 | 5 | 4 | 2 | 13 | 13 | 12 | 11 | | | | | | | | | | | | | |
| 12 REITERBERGER Markus (GER) | 68 275 7 | | 8 | 11 | 9 | 2 | 1 | 9 | 3 | 4 | 6 | 5 | 10 | 10 | 11 | 12 | 11 | 12 | | | | | | | | | | | | | |
| 13 GUINTOLI Sylvain (FRA) | 58 285 10 | | 10 | 11 | 9 | 10 | 7 | 6 | 5 | 6 | 8 | 8 | 9 | 11 | 11 | 11 | 12 | 13 | | | | | | | | | | | | | |
| 14 BROOKES Joshua (AUS) | 55 288 3 | | 6 | 7 | 1 | 3 | 3 | 5 | 2 | 3 | 5 | 4 | 2 | 7 | 5 | 2 | 14 | 14 | | | | | | | | | | | | | |
| 15 RAMOS Román (ESP) | 53 290 2 | | 5 | 4 | 4 | 4 | 4 | 4 | 7 | 4 | 14 | 14 | 14 | 16 | 3 | 3 | 7 | 4 | | | | | | | | | | | | | |
| 16 DE ANGELIS Alex (RSM) | 49 294 4 | | 3 | 7 | 2 | 5 | 8 | 4 | 1 | 2 | 16 | 14 | 9 | 14 | 1 | 4 | 3 | 16 | | | | | | | | | | | | | |
| 17 WEST Anthony (AUS) | 39 304 10 | | | | | | | | | | | | 7 | 11 | 6 | 4 | 6 | 5 | | | | | | | | | | | | | |
| 18 ABRAHAM Karel (CZE) | 26 317 13 | | 3 | 5 | 1 | 1 | 2 | 2 | 4 | 7 | 17 | 17 | 17 | 17 | 1 | 1 | 18 | 18 | | | | | | | | | | | | | |
| 19 CANEPA Niccolò (ITA) | 16 327 10 | | | | | | | | | | | | | | 9 | 7 | 20 | 19 | | | | | | | | | | | | | |
| 20 BAIOTTO Matteo (ITA) | 12 331 4 | | | 3 | 3 | 18 | 18 | 2 | 4 | 18 | 18 | 18 | 19 | 19 | 19 | 19 | 20 | | | | | | | | | | | | | | |
| 21 MAHIAS Lucas (FRA) | 9 334 3 | | | | | | | 6 | 3 | 19 | 18 | 19 | 19 | 19 | 20 | 20 | 21 | | | | | | | | | | | | | | |
| 22 BEAUBIER Cameron (USA) | 6 337 3 | | | | | | | | | | | | | | 6 | 21 | 22 | 22 | | | | | | | | | | | | | |
| 23 SCASSA Luca (ITA) | 3 340 3 | | | | | | | | | | | 3 | 21 | 21 | 21 | 22 | 23 | 23 | | | | | | | | | | | | | |
| 24 JONES Mike (AUS) | 2 341 1 | | 2 | 14 | 18 | 18 | 19 | 19 | 20 | 20 | 20 | 20 | 22 | 22 | 22 | 23 | 24 | 24 | | | | | | | | | | | | | |
| 25 SCHMITTER Dominic (SUI) | 2 341 0 | | | | | | | | | | 1 | 22 | 24 | 25 | 1 | 22 | 23 | 24 | | | | | | | | | | | | | |

First Line: Championship Standings - Second Line: Ranking Progression

These data/results cannot be reproduced, stored and/or transmitted in whole or in part by any manner of electronic, mechanical, photocopying, recording, broadcasting or otherwise now known or herein after developed without the previous express consent by the copyright owner, except for reproduction in daily press and regular printed publications on sale to the public within 60 days of the event related to those data/results and always provided that copyright symbol appears together as follows below.

© DORNA WSBK ORGANIZATION Srl 2016


Riviera di Rimini Round, 17-18-19 June 2016
World Superbike - Championship Standings

Misano World Circuit 4.226 m

2 / 2

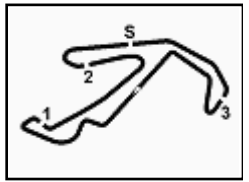
| | Points | Points From First | Points From Previous | February 28 | | March 13 | | April 3 | | April 17 | | May 1 | | May 15 | | May 29 | | June 19 | | July 10 | | September 18 | | October 2 | | October 16 | | October 28 | | | | |
|--------------------------------------|--------|-------------------|----------------------|----------------|---------|----------|-------|---------|--------|----------------|--------|-------------|-------------|-------------|-------|--------|----|---------|----|---------|--|--------------|--|-----------|--|------------|--|------------|--|--|--|--|
| | | | | PHILLIP ISLAND | BURIRAM | ARAGON | ASSEN | IMOLA | SEPANG | DONINGTON PARK | MISANO | LAGUNA SECA | LAUSITZRING | MAGNY-COURS | JEREZ | LOSAIL | | | | | | | | | | | | | | | | |
| 26 HOOK Josh (AUS) | 2 | 341 | 0 | | | | | | | | | | 1 | 1 | | | | | | | | | | | | | | | | | | |
| 27 BARRIER Sylvain (FRA) | 2 | 341 | 0 | 1 | 1 | | | | | | | | | | | | | | | | | | | | | | | | | | | |
| 28 SZKOPEK Pawel (POL) | 1 | 342 | 1 | 15 | 16 | 18 | 18 | 19 | 19 | 20 | 20 | 20 | 20 | 22 | 22 | 22 | 23 | 24 | 24 | | | | | | | | | | | | | |
| 29 LUSSIANA Matthieu (FRA) | 1 | 342 | 0 | | | | | | | 1 | | | | | | | | 1 | | | | | | | | | | | | | | |

First Line: Championship Standings - Second Line: Ranking Progression

These data/results cannot be reproduced, stored and/or transmitted in whole or in part by any manner of electronic, mechanical, photocopying, recording, broadcasting or otherwise now known or herein after developed without the previous express consent by the copyright owner, except for reproduction in daily press and regular printed publications on sale to the public within 60 days of the event related to those data/results and always provided that copyright symbol appears together as follows below.

© DORNA WSBK ORGANIZATION Srl 2016





Riviera di Rimini Round, 17-18-19 June 2016 World Superbike - Manufacturers Standings

Misano World Circuit 4.226 m

| Points | Points From First | Points From Previous | February 28 PHILLIP ISLAND | | March 13 BURIRAM | | April 3 ARAGON | | April 17 ASSEN | | May 1 IMOLA | | May 15 SEPANG | | May 29 DONINGTON PARK | | June 19 MISANO | | July 10 LAGUNA SECA | | September 18 LAUSITZRING | | October 2 MAGNY-COURS | | October 16 JEREZ | | October 28 LOSAIL | | |
|--------|-------------------|----------------------|-------------------------------|----|---------------------|----|-------------------|----|-------------------|----|----------------|----|------------------|----|--------------------------|----|-------------------|----|------------------------|---|-----------------------------|---|--------------------------|---|---------------------|---|----------------------|---|---|
| | | | 1 | 2 | 1 | 2 | 1 | 2 | 1 | 2 | 1 | 2 | 1 | 2 | 1 | 2 | 1 | 2 | 1 | 2 | 1 | 2 | 1 | 2 | 1 | 2 | 1 | 2 | 1 |
| 1 | KAWASAKI | 371 | 25 | 25 | 25 | 25 | 20 | 20 | 25 | 25 | 20 | 20 | 25 | 16 | 25 | 25 | 25 | 25 | 25 | | | | | | | | | | |
| | | | 1 | 1 | 1 | 1 | 1 | 1 | 1 | 1 | 1 | 1 | 1 | 1 | 1 | 1 | 1 | 1 | 1 | | | | | | | | | | |
| 2 | DUCATI | 297 | 74 | 20 | 16 | 13 | 16 | 25 | 25 | 20 | 11 | 25 | 25 | 16 | 20 | 20 | 16 | 13 | 16 | | | | | | | | | | |
| | | | | 2 | 2 | 3 | 2 | 2 | 2 | 2 | 2 | 2 | 2 | 2 | 2 | 2 | 2 | 2 | 2 | | | | | | | | | | |
| 3 | HONDA | 214 | 157 | 16 | 20 | 16 | 13 | 10 | 9 | 16 | 16 | 9 | 8 | 9 | 25 | 11 | 10 | 16 | 10 | | | | | | | | | | |
| | | | | 3 | 2 | 2 | 2 | 3 | 3 | 3 | 3 | 3 | 3 | 3 | 3 | 3 | 3 | 3 | 3 | | | | | | | | | | |
| 4 | BMW | 147 | 224 | 8 | 9 | 11 | 9 | 9 | 11 | 11 | 2 | 13 | 9 | 13 | 6 | 9 | 7 | 11 | 9 | | | | | | | | | | |
| | | | | 6 | 5 | 5 | 5 | 5 | 4 | 4 | 5 | 4 | 4 | 4 | 4 | 4 | 4 | 4 | 4 | | | | | | | | | | |
| 5 | YAMAHA | 122 | 249 | 10 | 11 | 10 | 10 | 8 | 7 | 8 | 9 | 5 | 10 | 11 | | 6 | 9 | 8 | | | | | | | | | | | |
| | | | | 4 | 4 | 4 | 4 | 4 | 5 | 5 | 4 | 5 | 5 | 5 | 5 | 5 | 5 | 5 | 5 | | | | | | | | | | |
| 6 | APRILIA | 118 | 253 | 4 | 3 | 7 | 7 | 6 | 8 | 10 | 13 | 8 | 5 | 9 | 10 | 13 | 4 | 11 | | | | | | | | | | | |
| | | | | 7 | 7 | 6 | 6 | 6 | 6 | 6 | 6 | 6 | 6 | 6 | 6 | 6 | 6 | 6 | 6 | | | | | | | | | | |
| 7 | MV AGUSTA | 105 | 266 | 9 | 5 | 5 | 5 | 13 | 7 | 10 | 11 | 6 | 7 | 13 | 11 | 8 | 7 | 7 | | | | | | | | | | | |
| | | | | 6 | 6 | 7 | 7 | 7 | 7 | 7 | 7 | 7 | 7 | 7 | 7 | 7 | 7 | 7 | 7 | | | | | | | | | | |

First Line: Championship Standings - Second Line: Ranking Progression

These data/results cannot be reproduced, stored and/or transmitted in whole or in part by any manner of electronic, mechanical, photocopying, recording, broadcasting or otherwise now known or herein after developed without the previous express consent by the copyright owner, except for reproduction in daily press and regular printed publications on sale to the public within 60 days of the event related to those data/results and always provided that copyright symbol appears together as follows below.

© DORNA WSBK ORGANIZATION Srl 2016

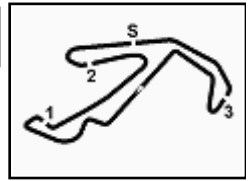
PIRELLI PEROGIA TIRING



Official Tyre Supplier



Official Timekeeper



Riviera di Rimini Round, 17-18-19 June 2016
World Superbike - Pirelli Best Lap Award

Misano World Circuit 4.226 m

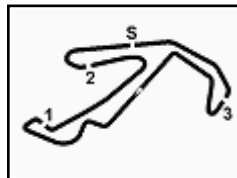
| Points | Points From First | Points From Previous | Fastest Laps | | | | | | | | | | | | | | |
|------------------------------------|-------------------|----------------------|-------------------------------|---------------------|-------------------|-------------------|----------------|------------------|--------------------------|-------------------|------------------------|-----------------------------|--------------------------|---------------------|----------------------|--|--|
| | | | February 28 PHILLIP ISLAND | March 13 BURIRAM | April 3 ARAGON | April 17 ASSEN | May 1 IMOLA | May 15 SEPANG | May 29 DONINGTON PARK | June 19 MISANO | July 10 LAGUNA SECA | September 18 LAUSITZRING | October 2 MAGNY-COURS | October 16 JEREZ | October 28 LOSAIL | | |
| 1 DAVIES Chaz (GBR) | 6 | | 1 | | 1 | 1 | 1 | 1 | 1 | | | | | | | | |
| 2 REA Jonathan (GBR) | 5 1 | | | 1 | 1 | | 1 | | | | 1 | 1 | | | | | |
| 3 SYKES Tom (GBR) | 2 4 3 | | | | | | | | 1 | | 1 | | | | | | |
| 4 GIUGLIANO Davide (ITA) | 2 4 0 | 1 | | | | | | | 1 | | | | | | | | |
| 5 LOWES Alex (GBR) | 1 5 1 | | | | | | | | | | 1 | | | | | | |

These data/results cannot be reproduced, stored and/or transmitted in whole or in part by any manner of electronic, mechanical, photocopying, recording, broadcasting or otherwise now known or herein after developed without the previous express consent by the copyright owner, except for reproduction in daily press and regular printed publications on sale to the public within 60 days of the event related to those data/results and always provided that copyright symbol appears together as follows below.

© DORNA WSBK ORGANIZATION Srl 2016

FICR PEROGIA TINING





Riviera di Rimini Round, 17-18-19 June 2016 World Superbike - Rider's Performance

Misano World Circuit 4.226 m

| | Points | Points From First | Points From Previous | February 28 PHILLIP ISLAND | | March 13 BURIRAM | | April 3 ARAGON | | April 17 ASSEN | | May 1 IMOLA | | May 15 SEPANG | | May 29 DONINGTON PARK | | June 19 MISANO | | July 10 LAGUNA SECA | | September 18 LAUSITZRING | | October 2 MAGNY-COURS | | October 16 JEREZ | | October 28 LOSAIL | | | | | | | | | | |
|-----------------|--------|-------------------|----------------------|-------------------------------|----|---------------------|----|-------------------|----|-------------------|----|----------------|----|------------------|----|--------------------------|----|-------------------|----|------------------------|----|-----------------------------|----|--------------------------|----|---------------------|----|----------------------|---|---|---|---|---|---|---|---|---|---|
| | | | | G | 1 | 2 | G | 1 | 2 | G | 1 | 2 | G | 1 | 2 | G | 1 | 2 | G | 1 | 2 | G | 1 | 2 | G | 1 | 2 | G | 1 | 2 | G | 1 | 2 | G | 1 | 2 | G | 1 |
| 1 REA | 343 | | | 3 | 1 | 1 | 2 | 1 | 2 | 5 | 2 | 3 | 4 | 1 | 1 | 3 | 2 | 2 | 3 | 2 | 3 | 4 | 3 | 2 | 2 | 1 | 1 | | | | | | | | | | | |
| 2 SYKES | 277 | 66 | | 1 | 5 | 6 | 3 | 2 | 1 | 1 | 3 | 2 | 1 | Rt | 2 | 4 | 3 | 3 | 1 | 1 | 8 | 1 | 1 | 1 | 1 | 2 | 2 | | | | | | | | | | | |
| 3 DAVIES | 244 | 99 | 33 | 9 | 2 | 10 | 4 | 4 | 3 | 4 | 1 | 1 | 6 | 2 | 5 | 1 | 1 | 1 | 5 | 3 | 4 | 2 | Fl | 3 | 9 | 4 | Rt | | | | | | | | | | | |
| 4 GIUGLIANO | 165 | 178 | 79 | 2 | 4 | 3 | 6 | 18 | 10 | 6 | 5 | 6 | 3 | Rt | 8 | 2 | 5 | 4 | 9 | 6 | 2 | 5 | 2 | 7 | 7 | 14 | 3 | | | | | | | | | | | |
| 5 VAN DER MARK | 163 | 180 | 2 | 6 | 3 | 2 | 1 | 3 | 4 | 11 | Rt | 7 | 5 | Rt | 3 | 11 | 7 | 9 | 10 | 7 | 6 | 13 | 8 | 8 | 10 | 3 | 10 | | | | | | | | | | | |
| 6 HAYDEN | 146 | 197 | 17 | 7 | 9 | 4 | 8 | Rt | 5 | 10 | 6 | Rt | 10 | 3 | 6 | 9 | 9 | 8 | 4 | 8 | 1 | 7 | 5 | 6 | 6 | Fl | 6 | | | | | | | | | | | |
| 7 TORRES | 137 | 206 | 9 | 12 | 8 | 7 | 10 | 8 | 8 | 8 | 7 | 5 | 9 | 5 | 15 | 6 | 4 | 7 | 8 | 4 | 13 | 6 | 7 | 11 | 12 | 5 | 7 | | | | | | | | | | | |
| 8 CAMIER | 105 | 238 | 32 | 10 | 7 | Rt | 14 | 11 | 11 | 7 | Rt | 16 | 13 | 4 | 9 | 7 | 6 | 5 | 12 | 10 | 9 | 8 | 4 | 5 | 8 | 8 | Rt | | | | | | | | | | | |
| 9 SAVADORI | 100 | 243 | 5 | 8 | 12 | Rt | 18 | 10 | 9 | 12 | 10 | 11 | 11 | 6 | 4 | 5 | 8 | 11 | 7 | Fl | 14 | 3 | 6 | 4 | 5 | Fl | 5 | | | | | | | | | | | |
| 10 LOWES | 81 | 262 | 19 | 5 | Rt | 14 | 7 | 6 | Rt | 3 | 8 | 9 | 12 | 8 | 7 | 14 | 11 | 6 | 2 | 5 | Fl | | | | 4 | 13 | 8 | | | | | | | | | | | |
| 11 FORÉS | 75 | 268 | 6 | 13 | Rt | | 16 | 14 | Rt | 9 | 4 | 4 | 8 | 13 | 10 | 13 | 10 | 10 | 15 | 14 | 11 | 11 | 12 | 14 | 3 | Rt | 4 | | | | | | | | | | | |
| 12 REITERBERGER | 68 | 275 | 7 | 11 | Rt | 8 | 9 | 5 | 7 | 13 | 14 | 15 | 7 | 7 | 16 | 8 | 13 | 12 | 6 | Rt | 10 | 19 | 11 | 16 | 11 | 6 | Fl | | | | | | | | | | | |
| 13 GUINTOLI | 58 | 285 | 10 | 4 | 6 | 5 | 5 | 7 | 6 | 2 | 9 | 10 | 2 | Rt | 11 | 12 | | | | | | | | | | | | | | | | | | | | | | |
| 14 BROOKES | 55 | 288 | 3 | 14 | 10 | 9 | 13 | 15 | 16 | 18 | 13 | 13 | 14 | 11 | Rt | 15 | 14 | 13 | 14 | 11 | 12 | 15 | 14 | 9 | 16 | 11 | 14 | | | | | | | | | | | |
| 15 RAMOS | 53 | 290 | 2 | 17 | 11 | 12 | 15 | 12 | 12 | 14 | 12 | 12 | 18 | 9 | 12 | | | | | | | 16 | 13 | 13 | 14 | 9 | 12 | | | | | | | | | | | |
| 16 DE ANGELIS | 49 | 294 | 4 | 18 | Rt | 13 | 19 | 9 | 14 | 16 | 11 | 8 | 16 | 12 | | 17 | 15 | 14 | 13 | Fl | 7 | 14 | Fl | 15 | 24 | 12 | 13 | | | | | | | | | | | |
| 17 WEST | 39 | 304 | 10 | | | | | | | | | | | | | | | | 11 | 9 | 5 | 18 | 10 | 12 | 13 | 10 | 11 | | | | | | | | | | | |
| 18 ABRAHAM | 26 | 317 | 13 | 16 | 13 | 11 | 11 | Rt | 15 | 15 | 15 | 14 | 22 | Rt | 14 | 16 | 16 | Fl | 16 | 12 | Rt | 12 | 9 | Rt | 19 | Rt | 15 | | | | | | | | | | | |
| 19 CANEPA | 16 | 327 | 10 | | | | | | | | | | | | | | | | | | | | | | 15 | 7 | 9 | | | | | | | | | | | |
| 20 BAIOTTO | 12 | 331 | 4 | | | 12 | 13 | 13 | 17 | Rt | 17 | 15 | 14 | Rt | 10 | 12 | Rt | | | | | | | | | | | | | | | | | | | | | |
| 21 MAHIAS | 9 | 334 | 3 | | | | | | | | | | 17 | 10 | 13 | 23 | | | | | | | | | | | | | | | | | | | | | | |
| 22 BEAUBIER | 6 | 337 | 3 | | | | | | | | | | | | | | | | | | | 9 | Fl | 10 | | | | | | | | | | | | | | |
| 23 SCASSA | 3 | 340 | 3 | | | | | | | | | | | | | | | | 17 | 13 | 17 | 17 | Rt | 17 | | | | | | | | | | | | | | |
| 24 SCHMITTER | 2 | 341 | 1 | 19 | 16 | 16 | 23 | 19 | 19 | 21 | 18 | 19 | | | | 20 | 18 | Fl | 15 | 21 | 16 | 19 | 20 | 15 | 18 | 18 | 17 | 16 | | | | | | | | | | |
| 25 BARRIER | 2 | 341 | 0 | 15 | 15 | 15 | 17 | 16 | 17 | 19 | 16 | Rt | | | | | | | | | | | | | | | | | | | | | | | | | | |
| 26 JONES | 2 | 341 | 0 | 21 | 14 | Rt | | | | | | | | | | | | | | | | | | | | | | | | | | | | | | | | |
| 27 HOOK | 2 | 341 | 0 | | | | | | | 24 | Rt | Rt | 21 | 16 | Ns | 21 | 17 | Fl | 18 | 15 | 15 | | | | | | | | | | | | | | | | | |
| 28 LUSSIANA | 1 | 342 | 1 | | | | | | | 20 | 17 | 18 | 19 | 15 | 17 | | | | | | | | | | | | | | | | | | | | | | | |
| 29 SZKOPEK | 1 | 342 | 0 | | | | | | | | | | 20 | 17 | 18 | 20 | 18 | 17 | 22 | Fl | 18 | 23 | 16 | 19 | 22 | 15 | 20 | | | | | | | | | | | |

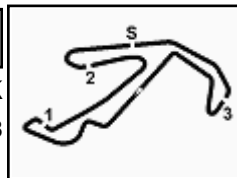
G = Grid - 1 = Race 1 - 2 = Race 2

Ns = Did Not Start - Rt = Retired - Ex = Excluded - Fl = Fallen

These data/results cannot be reproduced, stored and/or transmitted in whole or in part by any manner of electronic, mechanical, photocopying, recording, broadcasting or otherwise now known or herein after developed without the previous express consent by the copyright owner, except for reproduction in daily press and regular printed publications on sale to the public within 60 days of the event related to those data/results and always provided that copyright symbol appears together as follows below.

© DORNA WSBK ORGANIZATION Srl 2016





Riviera di Rimini Round, 17-18-19 June 2016

World Superbike - Best Laps & Speeds

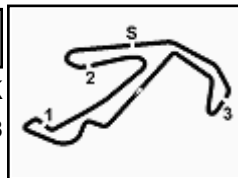
Misano World Circuit 4.226 m

1 / 2

| No. | Rider | | Best Lap | | FP1 | | FP2 | | FP3 | | SP1 | | SP2 | | RC1 | | W1A | | RC2 | |
|-----|-------|-----------------------------|----------|-------|------|-------|------|-------|------|-------|------|-------|------|-------|------|-------|------|-------|------|-------|
| | Nat | Bike | laps | speed | laps | speed | laps | speed | laps | speed | laps | speed | laps | speed | laps | speed | laps | speed | laps | speed |
| 1 | 66 | SYKES Tom | 107 | 270 | 25 | 267 | 19 | 269 | 8 | 269 | | | 5 | 266 | 21 | 269 | 8 | 270 | 21 | 269 |
| | | GBR Kawasaki ZX-10R | | | | | | | | | | | | | | | | | | |
| 2 | 1 | REA Jonathan | 112 | 272 | 21 | 267 | 28 | 269 | 8 | 272 | | | 5 | 265 | 21 | 263 | 8 | 267 | 21 | 271 |
| | | GBR Kawasaki ZX-10R | | | | | | | | | | | | | | | | | | |
| 3 | 12 | FORÉS Xavi | 90 | 269 | 20 | 266 | 17 | 269 | 9 | 269 | | | 6 | 265 | 17 | 265 | | | 21 | 267 |
| | | ESP Ducati Panigale R | | | | | | | | | | | | | | | | | | |
| 4 | 22 | LOWES Alex | 104 | 269 | 20 | 262 | 20 | 267 | 8 | 265 | | | 6 | 265 | 21 | 262 | 8 | 269 | 21 | 267 |
| | | GBR Yamaha YZF R1 | | | | | | | | | | | | | | | | | | |
| 5 | 32 | SAVADORI Lorenzo | 96 | 271 | 25 | 267 | 25 | 271 | 8 | 271 | 3 | 267 | 6 | 268 | | 8 | 271 | 21 | 269 | |
| | | ITA Aprilia RSV4 RF | | | | | | | | | | | | | | | | | | |
| 6 | 69 | HAYDEN Nicky | 91 | 273 | 23 | 267 | 24 | 269 | 9 | 271 | | | 6 | 263 | | 8 | 273 | 21 | 271 | |
| | | USA Honda CBR1000RR SP | | | | | | | | | | | | | | | | | | |
| 7 | 34 | GIUGLIANO Davide | 110 | 270 | 20 | 265 | 25 | 268 | 9 | 269 | | | 5 | 263 | 21 | 265 | 9 | 270 | 21 | 270 |
| | | ITA Ducati Panigale R | | | | | | | | | | | | | | | | | | |
| 8 | 2 | CAMIER Leon | 104 | 263 | 22 | 260 | 23 | 263 | 8 | 263 | 6 | 261 | 7 | 259 | 21 | 260 | 6 | 263 | 11 | 260 |
| | | GBR MV Agusta 1000 F4 | | | | | | | | | | | | | | | | | | |
| 9 | 7 | DAVIES Chaz | 92 | 272 | 26 | 269 | 24 | 270 | 7 | 269 | | | 6 | 267 | 21 | 269 | 8 | 272 | | |
| | | GBR Ducati Panigale R | | | | | | | | | | | | | | | | | | |
| 10 | 60 | VAN DER MARK Michael | 112 | 270 | 21 | 266 | 24 | 270 | 9 | 269 | | | 7 | 265 | 21 | 265 | 9 | 270 | 21 | 270 |
| | | NED Honda CBR1000RR SP | | | | | | | | | | | | | | | | | | |
| 11 | 21 | REITERBERGER Markus | 90 | 273 | 22 | 270 | 24 | 273 | 7 | 271 | | | 7 | 267 | 21 | 269 | 9 | 271 | | |
| | | GER BMW S1000 RR | | | | | | | | | | | | | | | | | | |
| 12 | 81 | TORRES Jordi | 107 | 272 | 22 | 266 | 23 | 269 | 8 | 265 | | | 5 | 260 | 21 | 265 | 7 | 269 | 21 | 272 |
| | | ESP BMW S1000 RR | | | | | | | | | | | | | | | | | | |
| 13 | 13 | WEST Anthony | 110 | 271 | 22 | 265 | 24 | 271 | 8 | 268 | 7 | 267 | | | 21 | 267 | 7 | 267 | 21 | 269 |
| | | AUS Kawasaki ZX-10R | | | | | | | | | | | | | | | | | | |
| 14 | 15 | DE ANGELIS Alex | 108 | 274 | 23 | 271 | 23 | 274 | 8 | 272 | 4 | 268 | | | 21 | 270 | 8 | 273 | 21 | 272 |
| | | RSM Aprilia RSV4 RF | | | | | | | | | | | | | | | | | | |
| 15 | 59 | CANEPA Niccolò | 104 | 269 | 17 | 265 | 22 | 269 | 9 | 265 | 6 | 261 | | | 21 | 265 | 8 | 268 | 21 | 269 |
| | | ITA Yamaha YZF R1 | | | | | | | | | | | | | | | | | | |
| 16 | 40 | RAMOS Román | 111 | 269 | 26 | 265 | 21 | 269 | 8 | 267 | 6 | 265 | | | 21 | 268 | 8 | 268 | 21 | 266 |
| | | ESP Kawasaki ZX-10R | | | | | | | | | | | | | | | | | | |
| 17 | 25 | BROOKES Joshua | 108 | 271 | 24 | 266 | 18 | 270 | 9 | 271 | 7 | 266 | | | 21 | 266 | 8 | 269 | 21 | 268 |
| | | AUS BMW S1000 RR | | | | | | | | | | | | | | | | | | |
| 18 | 17 | ABRAHAM Karel | 72 | 270 | 22 | 267 | 2 | 269 | 4 | 267 | 6 | 267 | | | 9 | 265 | 8 | 270 | 21 | 269 |
| | | CZE BMW S1000 RR | | | | | | | | | | | | | | | | | | |
| 19 | 56 | SEBESTYÉN Péter | 105 | 263 | 20 | 256 | 21 | 260 | 8 | 258 | 6 | 257 | | | 21 | 255 | 8 | 263 | 21 | 262 |
| | | HUN Yamaha YZF R1 | | | | | | | | | | | | | | | | | | |
| 20 | 119 | SZKOPEK Pawel | 104 | 261 | 27 | 260 | 13 | 260 | 8 | 261 | 7 | 260 | | | 21 | 257 | 7 | 260 | 21 | 258 |
| | | POL Yamaha YZF R1 | | | | | | | | | | | | | | | | | | |

These data/results cannot be reproduced, stored and/or transmitted in whole or in part by any manner of electronic, mechanical, photocopying, recording, broadcasting or otherwise now known or herein after developed without the previous express consent by the copyright owner, except for reproduction in daily press and regular printed publications on sale to the public within 60 days of the event related to those data/results and always provided that copyright symbol appears together as follows below.

© DORNA WSBK ORGANIZATION Srl 2016



Riviera di Rimini Round, 17-18-19 June 2016

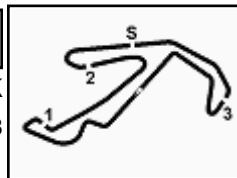
World Superbike - Best Laps & Speeds

| No. | Rider | | Best Lap | | FP1 | | FP2 | | FP3 | | SP1 | | SP2 | | RC1 | | W1A | | RC2 | |
|-----|-----------|---------------------------|-----------------|-------|----------|-------|----------|------------|----------|-------|-----------------|-------|------|-------|----------|-------|----------|------------|----------|-------|
| | Nat | Bike | laps | speed | laps | speed | laps | speed | laps | speed | laps | speed | laps | speed | laps | speed | laps | speed | laps | speed |
| 21 | 9 | SCHMITTER Dominic | 1'38.070 | | 1'39.327 | | 1'38.523 | | 1'38.881 | | 1'38.238 | | | | 1'39.159 | | 1'38.909 | | 1'38.070 | |
| | SUI | Kawasaki ZX-10R | 109 | 267 | 25 | 261 | 21 | 264 | 8 | 265 | 6 | 265 | | | 21 | 260 | 7 | 267 | 21 | 263 |
| 22 | 61 | MENGIH Fabio | 1'38.143 | | 1'40.925 | | 1'38.601 | | 1'39.471 | | 1'38.143 | | | | 1'39.444 | | 1'39.012 | | 1'38.606 | |
| | ITA | Ducati Panigale R | 100 | 263 | 18 | 262 | 20 | 263 | 7 | 262 | 7 | 260 | | | 21 | 258 | 6 | 262 | 21 | 262 |
| 23 | 11 | AL SULAITI Saeed | 1'38.547 | | 1'41.192 | | 1'40.318 | | 1'39.589 | | 1'38.813 | | | | 1'39.571 | | 1'38.547 | | 1'38.611 | |
| | QAT | Kawasaki ZX-10R | 106 | 263 | 22 | 258 | 21 | 263 | 8 | 262 | 5 | 260 | | | 21 | 261 | 8 | 263 | 21 | 262 |
| 24 | 4 | VIZZIELLO Gianluca | 1'38.949 | | 1'39.718 | | 1'39.433 | | 1'39.628 | | 1'39.171 | | | | 1'39.734 | | 1'39.583 | | 1'38.949 | |
| | ITA | Kawasaki ZX-10R | 99 | 263 | 23 | 258 | 21 | 263 | 7 | 260 | 7 | 258 | | | 20 | 256 | 7 | 261 | 14 | 260 |

19/06/2016

These data/results cannot be reproduced, stored and/or transmitted in whole or in part by any manner of electronic, mechanical, photocopying, recording, broadcasting or otherwise now known or herein after developed without the previous express consent by the copyright owner, except for reproduction in daily press and regular printed publications on sale to the public within 60 days of the event related to those data/results and always provided that copyright symbol appears together as follows below.

© DORNA WSBK ORGANIZATION Srl 2016



Riviera di Rimini Round, 17-18-19 June 2016

World Superbike - Race Winners

Misano World Circuit 4.226 m

| | 2013 | 2014 | 2015 | 2016 |
|-------------------------------------|---|--|--|--|
| 01 Phillip Island GP Circuit | R1: Guintoli (Fra) Apr R2: Laverty (Irl) Apr | R1: Laverty (Irl) Suz R2: Guintoli (Fra) Apr | R1: Rea (Gbr) Kaw R2: Haslam (Gbr) Apr | R1: Rea (Gbr) Kaw R2: Rea (Gbr) Kaw |
| 02 Chang International | | | R1: Rea (Gbr) Kaw R2: Rea (Gbr) Kaw | R1: Rea (Gbr) Kaw R2: Sykes (Gbr) Kaw |
| 03 MotorLand Aragon | R1: Davies (Gbr) Bmw R2: Davies (Gbr) Bmw | R1: Sykes (Gbr) Kaw R2: Sykes (Gbr) Kaw | R1: Rea (Gbr) Kaw R2: Davies (Gbr) Duc | R1: Davies (Gbr) Duc R2: Davies (Gbr) Duc |
| 04 TT Circuit Assen | R1: Sykes (Gbr) Kaw R2: Laverty (Irl) Apr | R1: Guintoli (Fra) Apr R2: Rea (Gbr) Hon | R1: Rea (Gbr) Kaw R2: Rea (Gbr) Kaw | R1: Rea (Gbr) Kaw R2: Rea (Gbr) Kaw |
| 05 Imola Circuit | R1: Sykes (Gbr) Kaw R2: Sykes (Gbr) Kaw | R1: Rea (Gbr) Hon R2: Rea (Gbr) Hon | R1: Rea (Gbr) Kaw R2: Rea (Gbr) Kaw | R1: Davies (Gbr) Duc R2: Davies (Gbr) Duc |
| 06 Sepang International | | R1: Melandri (Ita) Apr R2: Melandri (Ita) Apr | R1: Rea (Gbr) Kaw R2: Davies (Gbr) Duc | R1: Sykes (Gbr) Kaw R2: Hayden (Usa) Hon |
| 07 Donington Park | R1: Sykes (Gbr) Kaw R2: Sykes (Gbr) Kaw | R1: Sykes (Gbr) Kaw R2: Sykes (Gbr) Kaw | R1: Sykes (Gbr) Kaw R2: Sykes (Gbr) Kaw | R1: Sykes (Gbr) Kaw R2: Sykes (Gbr) Kaw |
| 08 Misano World Circuit | | R1: Sykes (Gbr) Kaw R2: Sykes (Gbr) Kaw | R1: Sykes (Gbr) Kaw R2: Rea (Gbr) Kaw | R1: Rea (Gbr) Kaw R2: Rea (Gbr) Kaw |
| 09 Mazda Raceway Laguna | R1: Sykes (Gbr) Kaw R2: Laverty (Irl) Apr | R1: Melandri (Ita) Apr R2: Sykes (Gbr) Kaw | R1: Davies (Gbr) Duc R2: Davies (Gbr) Duc | |
| 11 Circuit de Nevers | R1: Sykes (Gbr) Kaw R2: Sykes (Gbr) Kaw | R1: Guintoli (Fra) Apr R2: Melandri (Ita) Apr | R1: Rea (Gbr) Kaw R2: Rea (Gbr) Kaw | |
| 12 Circuito de Jerez | R1: Laverty (Irl) Apr R2: Laverty (Irl) Apr | R1: Melandri (Ita) Apr R2: Melandri (Ita) Apr | R1: Sykes (Gbr) Kaw R2: Davies (Gbr) Duc | |
| 13 Losail International | | R1: Guintoli (Fra) Apr R2: Guintoli (Fra) Apr | R1: Torres (Esp) Apr R2: Haslam (Gbr) Apr | |

2016

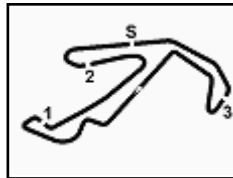
- 7 J. Rea
- 4 C. Davies
- 4 T. Sykes
- 1 N. Hayden

ALL TIMES

- | | | | | |
|----------------|-----------------|------------------|------------------|-------------|
| 59 C. Fogarty | 14 S. Russell | 4 Y. Kagayama | 2 M. Neukirchner | 1 G. McCoy |
| 52 T. Bayliss | 14 B. Spies | 4 M. Fabrizio | 2 L. Baz | 1 F. Nieto |
| 43 N. Haga | 13 A. Slight | 3 M. Doohan | 1 A. Ryo | 1 A. Barros |
| 36 J. Rea | 13 E. Laverty | 3 A. Yanagawa | 1 K. Kitagawa | 1 J. Torres |
| 33 T. Corser | 13 C. Davies | 3 M. Tamada | 1 Y. Takeda | |
| 31 C. Edwards | 11 S. Mertens | 3 L. Lanzi | 1 T. Aoki | |
| 30 T. Sykes | 11 R. Xaus | 3 R. Kiyonari | 1 J. Whitham | |
| 27 D. Polen | 11 R. Laconi | 3 C. Crutchlow | 1 A. Vieira | |
| 24 C. Checa | 10 F. Pirovano | 2 M. Lucchiari | 1 A. Morillas | |
| 23 R. Roche | 10 C. Vermeulen | 2 T. Rymen | 1 G. Goodfellow | |
| 21 M. Biaggi | 9 S. Guintoli | 2 D. Chandler | 1 P. Picotte | |
| 19 M. Melandri | 8 F. Merkel | 2 P. Goddard | 1 T. Kipp | |
| 17 P. Chili | 8 A. Gobert | 2 M. Lucchinelli | 1 A. Meklau | |
| 16 G. Falappa | 7 B. Bostrom | 2 M. Dowson | 1 J. Reynolds | |
| 16 N. Hodgson | 5 D. Tardozzi | 2 K. Magee | 1 C. Walker | |
| 16 J. Toseland | 5 L. Haslam | 2 H. Izutsu | 1 N. Hayden | |
| 14 J. Kocinski | 4 R. Phillis | 2 S. Byrne | 1 A. Pitt | |

These data/results cannot be reproduced, stored and/or transmitted in whole or in part by any manner of electronic, mechanical, photocopying, recording, broadcasting or otherwise now known or herein after developed without the previous express consent by the copyright owner, except for reproduction in daily press and regular printed publications on sale to the public within 60 days of the event related to those data/results and always provided that copyright symbol appears together as follows below.

© DORNA WSBK ORGANIZATION Srl 2016



Riviera di Rimini Round, 17-18-19 June 2016

World Superbike - Team Standings

Misano World Circuit 4.226 m

| | February 28 PHILLIP ISLAND | March 13 BURIRAM | April 3 ARAGON | April 17 ASSEN | May 1 IMOLA | May 15 SEPANG | May 29 DONINGTON PARK | June 19 MISANO | July 10 LAGUNA SECA | September 18 LAUSITZRING | October 2 MAGNY-COURS | October 16 JEREZ | October 28 LOSAIL | | | | |
|---|-------------------------------|---------------------|-------------------|-------------------|----------------|------------------|--------------------------|-------------------|------------------------|-----------------------------|--------------------------|---------------------|----------------------|----|----|----|----|
| 1 Kawasaki Racing Team | 620 | | | | | | | | | | | | | | | | |
| REA Jonathan ¹ | 343 | 25 | 25 | 25 | 20 | 20 | 16 | 25 | 25 | 20 | 20 | 20 | 16 | 16 | 20 | 25 | 25 |
| SYKES Tom ¹ | 277 | 11 | 10 | 20 | 25 | 16 | 20 | | 20 | 16 | 16 | 25 | 8 | 25 | 25 | 20 | 20 |
| 2 Aruba.it Racing - Ducati | 409 | | | | | | | | | | | | | | | | |
| DAVIES Chaz ³ | 244 | 20 | 6 | 13 | 16 | 25 | 20 | 11 | 25 | 25 | 16 | 13 | | 16 | 13 | 13 | |
| GIUGLIANO Davide ³ | 165 | 13 | 16 | | 6 | 11 | 10 | | 8 | 11 | 13 | 10 | 20 | 20 | 9 | 2 | 2 |
| 3 Honda World Superbike Team | 309 | | | | | | | | | | | | | | | | |
| VAN DER MARK Michael ¹ | 163 | 16 | 20 | 16 | 13 | | 9 | | 16 | 9 | 7 | 9 | 10 | 8 | 8 | 16 | 16 |
| HAYDEN Nicky ¹³ | 146 | 7 | 13 | | 11 | 10 | | 16 | 10 | 7 | 8 | 8 | 25 | 11 | 10 | | |
| 4 Althea BMW Racing Team | 205 | | | | | | | | | | | | | | | | |
| TORRES Jordi ¹⁰ | 137 | 8 | 9 | 8 | 8 | 9 | 11 | 11 | 1 | 13 | 9 | 13 | 3 | 9 | 5 | 11 | 11 |
| REITERBERGER Marku ⁵ | 68 | | 8 | 11 | 9 | 2 | 1 | 9 | | 3 | 4 | | 6 | 5 | | 10 | 10 |
| 5 Pata Yamaha Official WorldSBK Team | 161 | | | | | | | | | | | | | | | | |
| LOWES Alex ¹¹ | 81 | | 2 | 10 | | 8 | 7 | 8 | 9 | 5 | 10 | 11 | | | | 3 | 3 |
| GUINTOLI Sylvain ¹¹ | 58 | 10 | 11 | 9 | 10 | 7 | 6 | | 5 | | | | | | | 9 | 9 |
| CANEPA Niccolò ¹¹ | 16 | | | | | | | | | | | | | | | | |
| BEAUBIER Cameron ¹¹ | 6 | | | | | | | | | | | | | 6 | | | |
| 6 IodaRacing Team | 149 | | | | | | | | | | | | | | | | |
| SAVADORI Lorenzo ⁸ | 100 | 4 | | 6 | 7 | 6 | 5 | 10 | 13 | 8 | 5 | | 2 | 10 | 13 | | |
| DE ANGELIS Alex ⁸ | 49 | | 3 | 7 | 2 | 5 | 8 | 4 | | 1 | 2 | | 9 | | 1 | 4 | 4 |
| 7 MV Agusta Reparto Corse | 105 | | | | | | | | | | | | | | | | |
| CAMIER Leon ² | 105 | 9 | | 5 | 5 | | | 13 | 7 | 10 | 11 | 6 | 7 | 13 | 11 | 8 | 8 |
| 8 Pedercini Racing | 89 | | | | | | | | | | | | | | | | |
| WEST Anthony ⁶ | 78 | | | | | | | | | | | | 7 | 11 | 6 | 4 | 6 |
| MAHIAS Lucas ⁶ | 9 | | | | | | | 6 | 3 | | | | | | | | |
| BARRIER Sylvain ⁶ | 2 | 1 | 1 | | | | | | | | | | | | | | |
| 9 Milwaukee BMW | 81 | | | | | | | | | | | | | | | | |
| BROOKES Joshua ⁹ | 55 | 6 | 7 | 1 | | 3 | 3 | 5 | | 2 | 3 | 5 | 4 | 2 | 7 | 5 | 5 |
| ABRAHAM Karel ⁹ | 26 | 3 | 5 | | 1 | 1 | 2 | | 2 | | | 4 | | 7 | | | |
| 10 Barni Racing Team | 75 | | | | | | | | | | | | | | | | |
| FORÉS Xavi ⁷ | 75 | | | 2 | | 13 | 13 | 3 | 6 | 6 | 6 | 2 | 5 | 4 | 2 | | |
| 11 Team GoEleven | 53 | | | | | | | | | | | | | | | | |
| RAMOS Román ¹² | 53 | 5 | 4 | 4 | 4 | 4 | 4 | 7 | 4 | | | | | 3 | 3 | 7 | 7 |
| 12 VFT Racing | 15 | | | | | | | | | | | | | | | | |
| BAIOCCO Matteo ¹⁴ | 12 | | | 3 | 3 | | | 2 | | 4 | | | | | | | |
| SCASSA Luca ¹⁴ | 3 | | | | | | | | | | | | 3 | | | | |
| 13 Grillini Racing Team | 4 | | | | | | | | | | | | | | | | |
| SCHMITTER Dominic ⁴ | 2 | | | | | | | | | 1 | | | | 1 | | | |
| HOOK Josh ⁴ | 2 | | | | | | | | | | | | | 1 | 1 | | |
| 14 Desmo Sport Ducati | 2 | | | | | | | | | | | | | | | | |
| JONES Mike ¹⁵ | 2 | 2 | | | | | | | | | | | | | | | |
| 15 Team ASPI | 1 | | | | | | | | | | | | | | | | |
| LUSSIANA Matthieu ¹⁷ | 1 | | | | | | | | | | | | 1 | | | | |
| 16 Team Tóth | 1 | | | | | | | | | | | | | | | | |
| SZKOPEK Pawel ⁵ | 1 | | | | | | | | | | | | | | 1 | 1 | |

These data/results cannot be reproduced, stored and/or transmitted in whole or in part by any manner of electronic, mechanical, photocopying, recording, broadcasting or otherwise now known or herein after developed without the previous express consent by the copyright owner, except for reproduction in daily press and regular printed publications on sale to the public within 60 days of the event related to those data/results and always provided that copyright symbol appears together as follows below.

© DORNA WSBK ORGANIZATION Srl 2016

FOR PERIODIC TIMING



Official Tyre Supplier



Official Timekeeper