SBK MOTUL

FIM

6

WorldSBK

102/08

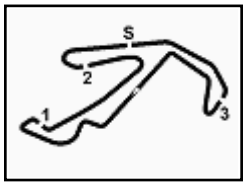


# Riviera di Rimini Round, 17-18-19 June 2016

## World Superbike - Chronological Analysis Free Practice 1st Session

Misano World Circuit 4.226 m



### 1° 34 D. GIUGLIANO (1'35.460)

| Lap | Seg. 1 | Seg. 2 | Seg. 3 | Seg. 4 | Seg. 5 | Lap Time | km/h | Local Time |
|---|---|---|---|---|---|---|---|---|
| | | 24.069 | 14.105 | 14.764 | 22.450 | | 250.0 | 10:16'51.030 |
| 1 | 27.397 | 22.314 | 13.500 | 13.477 | 21.794 | 1'38.482 | 260.2 | 10:18'29.512 |
| 2 | 27.082 | 21.961 | 13.459 | 13.334 | 21.732 | 1'37.568 | 260.2 | 10:20'07.080 |
| 3 | 26.745 | 22.096 | 13.400 | 13.243 | 21.593 | 1'37.077 | 262.1 | 10:21'44.157 |
| 4 | 26.785 | 21.686 | 13.369 | 13.269 | 21.600 | 1'36.709 | 261.5 | 10:23'20.866 |
| 5 | 26.891 | 23.432 | 14.009 | 14.997 | 32.300 | 1'51.629 P | 230.3 | 10:25'12.495 |
| 6 | 11'16.094 | 22.202 | 13.532 | 13.308 | 21.734 | 12'26.870 P | 263.4 | 10:37'39.365 |
| 7 | 26.679 | 21.718 | 13.338 | 13.144 | 21.726 | 1'36.605 | 264.1 | 10:39'15.970 |
| 8 | 26.720 | 21.732 | 13.340 | 13.263 | 21.643 | 1'36.698 | 262.1 | 10:40'52.668 |
| 9 | 26.798 | 21.582 | 13.377 | 13.184 | 21.628 | 1'36.569 | 261.5 | 10:42'29.237 |
| 10 | 26.768 | 21.651 | 13.408 | 13.162 | 21.612 | 1'36.601 | 261.5 | 10:44'05.838 |
| 11 | 32.279 | 23.940 | 15.508 | 16.193 | 33.033 | 2'00.953 P | | 10:46'06.791 |
| 12 | 9'09.129 | 22.041 | 13.467 | 13.213 | 21.616 | 10'19.466 P | 264.1 | 10:56'26.257 |
| 13 | 26.594 | 21.704 | 13.324 | 13.070 | 21.580 | 1'36.272 | 263.4 | 10:58'02.529 |
| 14 | 26.755 | 21.678 | 13.339 | 13.172 | 21.528 | 1'36.472 | 262.8 | 10:59'39.001 |
| 15 | 26.862 | 21.661 | 13.347 | 13.202 | 21.625 | 1'36.697 | 262.1 | 11:01'15.698 |
| 16 | 34.000 | 23.832 | 13.684 | 14.252 | 33.625 | 1'59.393 P | 251.7 | 11:03'15.091 |
| 17 | 5'44.937 | 29.953 | 16.596 | 13.655 | 21.613 | 7'06.754 P | 237.4 | 11:10'21.845 |
| 18 | **26.431** | **21.456** | **13.190** | **12.987** | 21.396 | **1'35.460** | 264.1 | 11:11'57.305 |
| 19 | 26.566 | 21.552 | 13.194 | 13.067 | **21.351** | 1'35.730 | 262.1 | 11:13'33.035 |
| 20 | 26.475 | 21.619 | 13.277 | 13.018 | 21.488 | 1'35.877 | **265.4** | 11:15'08.912 |

### 2° 69 N. HAYDEN (1'35.635)

| Lap | Seg. 1 | Seg. 2 | Seg. 3 | Seg. 4 | Seg. 5 | Lap Time | km/h | Local Time |
|---|---|---|---|---|---|---|---|---|
| | | 25.449 | 14.355 | 15.018 | 23.706 | | 259.6 | 10:17'10.416 |
| 1 | 28.043 | 22.558 | 13.454 | 13.433 | 22.003 | 1'39.491 | 264.7 | 10:18'49.907 |
| 2 | 27.590 | 22.844 | 13.648 | 13.623 | 22.142 | 1'39.847 | 264.1 | 10:20'29.754 |
| 3 | 27.308 | 22.229 | 13.612 | 13.375 | 21.925 | 1'38.449 | **266.7** | 10:22'08.203 |
| 4 | 26.961 | 21.997 | 13.499 | 13.352 | 21.755 | 1'37.564 | 264.7 | 10:23'45.767 |
| 5 | 26.907 | 22.113 | 13.389 | 13.378 | 21.804 | 1'37.591 | 262.8 | 10:25'23.358 |
| 6 | 26.791 | 21.903 | 13.341 | 13.078 | 21.689 | 1'36.802 | 262.8 | 10:27'00.160 |
| 7 | 27.429 | 22.779 | 13.555 | 13.525 | 22.338 | 1'39.626 | 261.5 | 10:28'39.786 |
| 8 | 26.741 | 22.020 | 13.297 | 13.038 | 21.601 | 1'36.697 | 263.4 | 10:30'16.483 |
| 9 | 28.377 | 22.814 | 13.660 | 13.739 | 28.100 | 1'46.690 P | 259.6 | 10:32'03.173 |
| 10 | 9'25.938 | 23.455 | 13.828 | 13.624 | 22.412 | 10'39.257 P | 259.6 | 10:42'42.430 |
| 11 | 27.207 | 22.128 | 13.494 | 13.225 | 21.866 | 1'37.920 | 260.9 | 10:44'20.350 |
| 12 | 26.801 | 21.855 | 13.377 | 13.069 | 21.694 | 1'36.796 | 263.4 | 10:45'57.146 |
| 13 | 26.972 | 24.135 | 13.930 | 13.949 | 27.575 | 1'46.561 P | 257.8 | 10:47'43.707 |
| 14 | 7'04.048 | 24.674 | 15.903 | 15.095 | 22.195 | 8'21.915 P | | 10:56'05.622 |
| 15 | 26.777 | 21.881 | 13.238 | **12.864** | 21.545 | 1'36.305 | 263.4 | 10:57'41.927 |
| 16 | 26.503 | 21.717 | 13.210 | 13.154 | 21.565 | 1'36.149 | 264.7 | 10:59'18.076 |
| 17 | 26.587 | 21.672 | 13.238 | 13.087 | 21.542 | 1'36.126 | 264.7 | 11:00'54.202 |
| 18 | 27.640 | 22.512 | 14.035 | 13.704 | 28.904 | 1'46.795 P | 251.2 | 11:02'40.997 |
| 19 | 5'07.325 | 27.137 | 15.917 | 15.689 | 24.641 | 6'30.709 P | 208.9 | 11:09'11.706 |
| 20 | 27.443 | 22.654 | 13.782 | 13.558 | 22.293 | 1'39.730 | 255.9 | 11:10'51.436 |
| 21 | **26.427** | **21.600** | **13.183** | 13.004 | **21.421** | **1'35.635** | 263.4 | 11:12'27.071 |
| 22 | 26.647 | 21.752 | 13.309 | 13.076 | 21.537 | 1'36.321 | 264.7 | 11:14'03.392 |
| 23 | 26.856 | 21.885 | 13.379 | 13.132 | 21.525 | 1'36.777 | 262.8 | 11:15'40.169 |

### 3° 66 T. SYKES (1'35.662)

| Lap | Seg. 1 | Seg. 2 | Seg. 3 | Seg. 4 | Seg. 5 | Lap Time | km/h | Local Time |
|---|---|---|---|---|---|---|---|---|
| | | 24.971 | 14.090 | 14.510 | 22.491 | | 259.0 | 10:18'05.972 |
| 1 | 27.927 | 22.170 | 13.489 | 13.588 | 21.908 | 1'39.082 | 261.5 | 10:19'45.054 |
| 2 | 27.259 | 22.105 | 13.470 | 13.221 | 21.723 | 1'37.778 | 263.4 | 10:21'22.832 |
| 3 | 27.240 | 21.878 | 13.343 | 13.154 | 22.852 | 1'38.467 | 264.7 | 10:23'01.299 |
| 4 | 28.720 | 22.207 | 13.494 | 13.332 | 21.797 | 1'39.550 | 264.7 | 10:24'40.849 |
| 5 | 26.871 | 21.660 | 13.284 | 13.144 | 21.541 | 1'36.500 | 264.1 | 10:26'17.349 |
| 6 | 26.905 | 21.830 | 13.242 | 13.110 | 21.632 | 1'36.719 | 265.4 | 10:27'54.068 |
| 7 | 28.189 | 22.210 | 13.742 | 13.694 | 22.048 | 1'39.883 | 262.8 | 10:29'33.951 |
| 8 | 26.708 | 21.771 | 13.222 | **12.884** | 21.554 | 1'36.139 | 264.7 | 10:31'10.090 |
| 9 | 28.117 | 22.363 | 13.747 | 13.962 | 29.140 | 1'47.329 P | 262.8 | 10:32'57.419 |
| 10 | 8'25.355 | 24.808 | 13.652 | 13.530 | 21.778 | 9'39.123 P | 264.7 | 10:42'36.542 |
| 11 | 28.030 | 22.261 | 13.641 | 13.609 | 21.923 | 1'39.464 | 264.1 | 10:44'16.006 |
| 12 | 26.744 | 21.811 | 13.305 | 13.021 | 21.747 | 1'36.628 | 264.7 | 10:45'52.634 |
| 13 | 28.923 | 22.042 | 13.353 | 13.189 | 21.907 | 1'39.414 | 264.7 | 10:47'32.048 |
| 14 | 26.875 | 21.752 | 13.373 | 13.026 | 21.608 | 1'36.634 | 264.1 | 10:49'08.682 |
| 15 | 26.896 | 21.756 | 13.290 | 12.994 | 21.603 | 1'36.539 | 264.1 | 10:50'45.221 |
| 16 | 29.760 | 22.408 | 13.740 | 13.862 | 27.463 | 1'47.233 P | 266.0 | 10:52'32.454 |
| 17 | 8'21.632 | 22.612 | 13.542 | 13.677 | 21.762 | 9'33.225 P | 265.4 | 11:02'05.679 |
| 18 | 26.839 | 21.635 | **13.119** | 13.076 | **21.423** | 1'36.092 | 265.4 | 11:03'41.771 |
| 19 | 26.618 | 21.777 | 13.143 | 13.309 | 22.129 | 1'36.976 | 264.7 | 11:05'18.747 |
| 20 | 26.628 | 21.711 | 13.132 | 12.927 | 21.493 | 1'35.891 | 265.4 | 11:06'54.638 |
| 21 | 38.644 | 22.101 | 13.418 | 13.179 | 21.922 | 1'49.264 | 265.4 | 11:08'43.902 |
| 22 | 26.656 | 21.633 | 13.130 | 12.888 | 21.440 | 1'35.747 | 265.4 | 11:10'19.649 |
| 23 | 34.972 | 29.113 | 13.820 | 13.688 | 21.818 | 1'53.411 | 262.8 | 11:12'13.060 |
| 24 | **26.567** | **21.624** | 13.124 | 12.890 | 21.457 | **1'35.662** | **267.3** | 11:13'48.722 |
| 25 | 28.488 | 22.088 | 13.587 | 13.528 | 21.703 | 1'39.394 | 262.8 | 11:15'28.116 |

### 4° 12 X. FORÉS (1'35.809)

| Lap | Seg. 1 | Seg. 2 | Seg. 3 | Seg. 4 | Seg. 5 | Lap Time | km/h | Local Time |
|---|---|---|---|---|---|---|---|---|
| | | 23.955 | 13.976 | 14.055 | 22.688 | | 261.5 | 10:16'54.849 |
| 1 | 28.229 | 22.613 | 13.495 | 13.416 | 21.880 | 1'39.633 | 264.1 | 10:18'34.482 |
| 2 | 27.825 | 21.902 | 13.442 | 13.192 | 21.737 | 1'38.098 | 264.1 | 10:20'12.580 |
| 3 | 26.926 | 21.776 | 13.407 | 13.268 | 21.656 | 1'37.033 | 262.8 | 10:21'49.613 |
| 4 | 28.146 | 21.944 | 13.446 | 13.402 | 21.728 | 1'38.666 | 264.1 | 10:23'28.279 |
| 5 | 26.975 | 21.796 | 13.391 | 13.177 | 21.517 | 1'36.856 | 264.7 | 10:25'05.135 |
| 6 | 27.088 | 21.684 | 13.372 | 13.115 | 21.555 | 1'36.814 | 264.1 | 10:26'41.949 |
| 7 | 28.426 | 23.747 | 15.456 | 13.875 | 33.051 | 1'54.555 P | 231.8 | 10:28'36.504 |
| 8 | 15'15.716 | 22.858 | 13.634 | 13.269 | 22.064 | 16'27.541 P | 261.5 | 10:45'04.045 |
| 9 | 30.595 | 22.041 | 13.407 | 13.366 | 21.726 | 1'41.135 | 261.5 | 10:46'45.180 |
| 10 | 26.966 | 21.732 | 13.417 | 13.187 | 21.544 | 1'36.846 | 260.9 | 10:48'22.026 |
| 11 | 26.832 | 21.805 | 13.399 | 13.116 | 21.413 | 1'36.565 | 262.1 | 10:49'58.591 |
| 12 | 27.654 | 25.785 | 14.157 | 13.725 | 31.669 | 1'52.990 P | 255.9 | 10:51'51.581 |
| 13 | 8'16.376 | 23.209 | 13.497 | 13.204 | 21.659 | 9'27.945 P | 264.1 | 11:01'19.526 |
| 14 | 26.770 | 21.685 | **13.182** | **12.970** | 21.429 | 1'36.036 | 265.4 | 11:02'55.562 |
| 15 | **26.541** | **21.587** | 13.212 | 13.068 | **21.401** | **1'35.809** | 264.1 | 11:04'31.371 |
| 16 | 26.750 | 21.639 | 13.352 | 13.063 | 21.485 | 1'36.289 | 264.1 | 11:06'07.660 |
| 17 | 26.795 | 21.660 | 13.351 | 13.234 | 21.611 | 1'36.651 | 263.4 | 11:07'44.311 |
| 18 | 30.733 | 27.025 | 14.772 | 13.826 | 32.225 | 1'58.581 P | 251.2 | 11:09'42.892 |
| 19 | 4'00.293 | 22.323 | 13.738 | 13.191 | 21.819 | 5'11.364 P | 264.1 | 11:14'54.256 |
| 20 | 26.973 | 21.717 | 13.294 | 13.021 | 21.743 | 1'36.748 | **266.0** | 11:16'31.004 |

### 5° 1 J. REA (1'35.829)

| Lap | Seg. 1 | Seg. 2 | Seg. 3 | Seg. 4 | Seg. 5 | Lap Time | km/h | Local Time |
|---|---|---|---|---|---|---|---|---|
| | | 23.951 | 13.870 | 14.817 | 23.387 | | 265.4 | 10:16'54.363 |
| 1 | 28.134 | 22.672 | 13.598 | 13.345 | 22.017 | 1'39.766 | 265.4 | 10:18'34.129 |
| 2 | 27.638 | 22.077 | 13.505 | 13.205 | 21.995 | 1'38.420 | 264.1 | 10:20'12.549 |
| 3 | 27.276 | 22.089 | 13.433 | 13.085 | 21.819 | 1'37.702 | 266.0 | 10:21'50.251 |
| 4 | 27.098 | 21.921 | 13.361 | 12.996 | 21.904 | 1'37.280 | 263.4 | 10:23'27.531 |
| 5 | 27.017 | 21.999 | 13.341 | 13.055 | 21.848 | 1'37.260 | 264.7 | 10:25'04.791 |
| 6 | 26.988 | 21.832 | 13.322 | 12.970 | 21.763 | 1'36.875 | 264.1 | 10:26'41.666 |
| 7 | 26.934 | 21.893 | 13.389 | 13.036 | 21.876 | 1'37.128 | 262.8 | 10:28'18.794 |
| 8 | 26.914 | 21.857 | 13.388 | 13.048 | 21.773 | 1'36.980 | 262.1 | 10:29'55.774 |
| 9 | 27.029 | 22.037 | 13.380 | 13.003 | 21.663 | 1'37.112 | 262.1 | 10:31'32.886 |
| 10 | 27.009 | 21.816 | 13.307 | 12.907 | 21.681 | 1'36.720 | 264.1 | 10:33'09.606 |
| 11 | 28.819 | 22.954 | 14.215 | 13.519 | 29.763 | 1'49.270 P | 256.5 | 10:34'58.876 |
| 12 | 18'29.737 | 26.708 | 13.473 | 13.186 | 21.842 | 19'44.946 P | 264.1 | 10:54'43.822 |
| 13 | 26.887 | 22.292 | 13.384 | 13.056 | 21.745 | 1'37.364 | 264.1 | 10:56'21.186 |
| 14 | 26.851 | 21.800 | 13.254 | 12.981 | 21.742 | 1'36.628 | **266.7** | 10:57'57.814 |
| 15 | 26.848 | **21.732** | 13.253 | 13.053 | 21.684 | 1'36.570 | 264.7 | 10:59'34.384 |
| 16 | 26.783 | 22.008 | 13.275 | 13.092 | 21.769 | 1'36.927 | 265.4 | 11:01'11.311 |
| 17 | 29.710 | 22.553 | 13.592 | 14.348 | 27.903 | 1'48.106 P | 262.1 | 11:02'59.417 |
| 18 | 6'18.721 | 22.089 | 13.566 | 14.931 | 22.509 | 7'31.816 P | 264.1 | 11:10'31.233 |
| 19 | 26.533 | 21.738 | 13.230 | 12.830 | **21.537** | 1'35.868 | 264.7 | 11:12'07.101 |
| 20 | **26.509** | 21.738 | **13.148** | **12.775** | 21.659 | **1'35.829** | **266.7** | 11:13'42.930 |
| 21 | 26.512 | 21.793 | 13.254 | 12.841 | 21.583 | 1'35.983 | **266.7** | 11:15'18.913 |

### 6° 21 M. REITERBERGER (1'35.926)

| Lap | Seg. 1 | Seg. 2 | Seg. 3 | Seg. 4 | Seg. 5 | Lap Time | km/h | Local Time |
|---|---|---|---|---|---|---|---|---|
| | | 25.304 | 14.426 | 14.531 | 23.175 | | 254.7 | 10:17'21.336 |
| 1 | 28.878 | 23.441 | 13.628 | 13.945 | 22.960 | 1'42.852 | 265.4 | 10:19'04.188 |
| 2 | 28.135 | 22.324 | 13.332 | 13.571 | 22.465 | 1'39.827 | 267.3 | 10:20'44.015 |
| 3 | 27.659 | 22.181 | 13.572 | 13.436 | 21.934 | 1'38.782 | 268.0 | 10:22'22.797 |
| 4 | 27.486 | 21.962 | 13.266 | 13.281 | 22.035 | 1'38.030 | 266.7 | 10:24'00.827 |
| 5 | 27.522 | 22.218 | 19.801 | 17.524 | 25.028 | 1'52.093 | | 10:25'52.920 |
| 6 | 27.521 | 21.887 | 13.653 | 13.333 | 21.857 | 1'38.251 | 261.5 | 10:27'31.171 |
| 7 | 27.235 | 21.804 | 13.310 | 13.127 | 21.816 | 1'37.292 | 262.8 | 10:29'08.463 |
| 8 | 27.352 | 21.752 | 17.446 | 13.882 | 22.238 | 1'42.670 | 255.3 | 10:30'51.133 |
| 9 | 27.373 | 21.972 | 13.382 | 13.253 | 21.750 | 1'37.730 | 265.4 | 10:32'28.863 |
| 10 | 27.068 | 21.757 | 13.298 | 13.056 | 21.773 | 1'36.952 | 268.0 | 10:34'05.815 |
| 11 | 29.484 | 23.182 | 13.760 | 13.777 | 30.773 | 1'50.976 P | 257.1 | 10:35'56.791 |
| 12 | 18'11.365 | 22.940 | 13.447 | 13.242 | 22.165 | 19'23.159 P | 264.7 | 10:55'19.950 |
| 13 | 26.960 | 21.996 | 13.289 | 13.103 | 21.695 | 1'37.043 | 268.7 | 10:56'56.993 |
| 14 | 27.048 | 21.800 | 13.249 | 13.005 | 21.731 | 1'36.833 | **270.0** | 10:58'33.826 |
| 15 | 27.141 | 21.773 | 13.296 | 13.073 | 21.685 | 1'36.968 | 267.3 | 11:00'10.794 |
| 16 | 26.913 | 21.843 | 13.256 | 13.095 | 21.706 | 1'36.813 | 268.0 | 11:01'47.607 |
| 17 | 30.820 | 22.876 | 13.927 | 14.011 | 29.462 | 1'51.096 P | 257.1 | 11:03'38.703 |
| 18 | 4'08.875 | 24.301 | 14.705 | 15.971 | 22.375 | 5'26.227 P | | 11:09'04.930 |
| 19 | 26.988 | 21.567 | 13.202 | 13.051 | 21.592 | 1'36.400 | 268.0 | 11:10'41.330 |
| 20 | 26.754 | 21.556 | 13.230 | 13.012 | **21.528** | 1'36.080 | 262.8 | 11:12'17.410 |
| 21 | **26.634** | **21.549** | **13.083** | 13.009 | 21.651 | **1'35.926** | 268.7 | 11:13'53.336 |
| 22 | 26.724 | 21.903 | 13.229 | **12.891** | 21.862 | 1'36.609 | 266.7 | 11:15'29.945 |

**P = Pits In/Out - C = Lap-Time Cancelled**

These data/results cannot be reproduced, stored and/or transmitted in whole or in part by any manner of electronic, mechanical, photocopying, recording, broadcasting or otherwise now known or herein after developed without the previous express consent by the copyright owner, except for reproduction in daily press and regular printed publications on sale to the public within 60 days of the event related to those data/results and always provided that copyright symbol appears together as follows below.
© DORNA WSBK ORGANIZATION Srl 2016



PIRELLI
Official Tyre Supplier

TISSOT
SWISS WATCHES SINCE 1853
Official Timekeeper

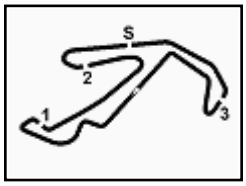


# Riviera di Rimini Round, 17-18-19 June 2016

## World Superbike - Chronological Analysis Free Practice 1st Session

Misano World Circuit 4.226 m



### 7° 7 C. DAVIES (1'36.057)

| Lap | Seg. 1 | Seg. 2 | Seg. 3 | Seg. 4 | Seg. 5 | Lap Time | km/h | Local Time |
|---|---|---|---|---|---|---|---|---|
| | | 24.306 | 14.209 | 14.337 | 23.441 | | 262.1 | 10:17'17.575 |
| 1 | 27.140 | 21.975 | 13.395 | 13.315 | 21.887 | 1'37.712 | 266.7 | 10:18'55.287 |
| 2 | 26.697 | 21.735 | 13.341 | 13.147 | 21.528 | 1'36.448 | 268.0 | 10:20'31.735 |
| 3 | 26.894 | 21.894 | 13.412 | 13.284 | 21.784 | 1'37.268 | **269.3** | 10:22'09.003 |
| 4 | 29.251 | 23.301 | 13.675 | 14.276 | 22.859 | 1'43.362 | 252.9 | 10:23'52.365 |
| 5 | 27.063 | 21.978 | 13.817 | 13.190 | 21.715 | 1'37.763 | 266.7 | 10:25'30.128 |
| 6 | 26.810 | 21.739 | 13.434 | 13.111 | 21.541 | 1'36.635 | 266.0 | 10:27'06.763 |
| 7 | 26.772 | 21.645 | 13.612 | 13.106 | 21.569 | 1'36.704 | 265.4 | 10:28'43.467 |
| 8 | 31.037 | 22.544 | 13.409 | 13.370 | 27.929 | 1'48.289 P | 264.7 | 10:30'31.756 |
| 9 | 6'20.521 | 22.722 | 13.879 | 13.990 | 22.355 | 7'33.467 P | 259.6 | 10:38'05.223 |
| 10 | **26.595** | 21.822 | 13.460 | 12.997 | 21.448 | 1'36.322 | 264.1 | 10:39'41.545 |
| 11 | 26.617 | 21.617 | 13.383 | 12.988 | 21.452 | **1'36.057** | 265.4 | 10:41'17.602 |
| 12 | 26.772 | 21.612 | 13.362 | 13.005 | 21.416 | 1'36.167 | 264.7 | 10:42'53.769 |
| 13 | 26.761 | 21.746 | 13.390 | 13.174 | 21.529 | 1'36.600 | 266.0 | 10:44'30.369 |
| 14 | 27.524 | 21.694 | 16.244 | 15.416 | 29.452 | 1'50.330 P | 223.1 | 10:46'20.699 |
| 15 | 6'54.424 | 22.586 | 13.532 | 13.592 | 22.057 | 8'06.191 P | 263.4 | 10:54'26.890 |
| 16 | 26.659 | 21.687 | 13.325 | 13.075 | **21.397** | 1'36.143 | 263.4 | 10:56'03.033 |
| 17 | 26.778 | 21.522 | 13.299 | 12.973 | 21.576 | 1'36.148 | 265.4 | 10:57'39.181 |
| 18 | 26.751 | 21.592 | 13.390 | 13.326 | 24.469 | 1'39.528 | 265.4 | 10:59'18.709 |
| 19 | 26.607 | 21.601 | 13.296 | 13.076 | 21.591 | 1'36.171 | 266.7 | 11:00'54.880 |
| 20 | 27.378 | 22.360 | 13.555 | 13.408 | 27.890 | 1'44.591 P | 264.7 | 11:02'39.471 |
| 21 | 2'55.675 | 23.709 | 15.837 | 15.887 | 27.930 | 4'19.038 P | | 11:06'58.509 |
| 22 | 26.894 | 21.505 | **13.282** | **12.945** | 21.492 | 1'36.118 | 264.7 | 11:08'34.627 |
| 23 | 29.456 | 28.120 | 17.568 | 17.572 | 25.495 | 1'58.211 | | 11:10'32.838 |
| 24 | 26.774 | 21.545 | 13.389 | 13.028 | 21.625 | 1'36.361 | 266.0 | 11:12'09.199 |
| 25 | 26.812 | **21.502** | 13.311 | 13.220 | 21.459 | 1'36.304 | 266.7 | 11:13'45.503 |
| 26 | 28.781 | 21.962 | 13.410 | 13.430 | 21.774 | 1'39.357 | 266.7 | 11:15'24.860 |

### 8° 22 A. LOWES (1'36.146)

| Lap | Seg. 1 | Seg. 2 | Seg. 3 | Seg. 4 | Seg. 5 | Lap Time | km/h | Local Time |
|---|---|---|---|---|---|---|---|---|
| | | 33.410 | 15.526 | 16.957 | 24.404 | | 255.3 | 10:17'40.935 |
| 1 | 28.635 | 22.697 | 13.507 | 13.196 | 22.465 | 1'40.500 | 259.0 | 10:19'21.435 |
| 2 | 27.393 | 21.981 | 13.224 | 12.934 | 22.059 | 1'37.591 | 261.5 | 10:20'59.026 |
| 3 | 26.953 | 21.921 | 13.340 | 12.971 | 21.920 | 1'37.105 | 260.9 | 10:22'36.131 |
| 4 | 28.947 | 23.380 | 14.763 | 14.586 | 33.403 | 1'55.079 P | 231.3 | 10:24'31.210 |
| 5 | 10'17.864 | 22.626 | 13.582 | 13.154 | 22.177 | 11'29.403 P | 257.8 | 10:36'00.613 |
| 6 | 26.680 | 21.896 | 13.374 | 12.898 | 21.798 | 1'36.646 | 258.4 | 10:37'37.259 |
| 7 | 26.722 | **21.864** | 13.419 | 12.856 | 21.932 | 1'36.793 | 259.0 | 10:39'14.052 |
| 8 | 33.317 | 22.746 | 13.604 | 13.729 | 32.835 | 1'56.231 P | 259.6 | 10:41'10.283 |
| 9 | 5'17.269 | 24.674 | 14.569 | 13.137 | 22.479 | 6'32.128 P | 253.5 | 10:47'42.411 |
| 10 | 26.977 | 22.166 | 13.358 | 13.002 | 22.027 | 1'37.530 | 259.6 | 10:49'19.941 |
| 11 | 29.404 | 23.525 | 14.279 | 14.113 | 33.061 | 1'54.382 P | 252.9 | 10:51'14.323 |
| 12 | 10'40.347 | 25.427 | 13.445 | 13.081 | 22.051 | 11'54.351 P | 258.4 | 11:03'08.674 |
| 13 | **26.489** | 21.899 | **13.178** | 12.901 | 21.679 | **1'36.146** | 261.5 | 11:04'44.820 |
| 14 | 26.681 | 21.869 | 13.202 | **12.820** | **21.669** | 1'36.241 | 260.2 | 11:06'21.061 |
| 15 | 31.030 | 24.017 | 13.561 | 13.121 | 22.004 | 1'43.733 | 258.4 | 11:08'04.794 |
| 16 | 26.842 | 21.918 | 13.214 | 12.927 | 21.830 | 1'36.731 | **262.1** | 11:09'41.525 |
| 17 | 27.456 | 22.058 | 13.407 | 13.144 | 21.963 | 1'38.028 | 256.5 | 11:11'19.553 |
| 18 | 26.985 | 21.893 | 13.291 | 13.018 | 21.864 | 1'37.051 | 256.5 | 11:12'56.604 |
| 19 | 27.089 | 21.923 | 13.360 | 12.981 | 21.961 | 1'37.314 | 257.8 | 11:14'33.918 |
| 20 | 27.081 | 21.937 | 13.435 | 13.049 | 22.013 | 1'37.515 | 260.2 | 11:16'11.433 |

### 9° 60 M. VAN DER MARK (1'36.242)

| Lap | Seg. 1 | Seg. 2 | Seg. 3 | Seg. 4 | Seg. 5 | Lap Time | km/h | Local Time |
|---|---|---|---|---|---|---|---|---|
| | | 24.116 | 14.341 | 13.896 | 22.676 | | 248.3 | 10:17'15.334 |
| 1 | 27.236 | 22.482 | 13.525 | 13.257 | 21.826 | 1'38.326 | 261.5 | 10:18'53.660 |
| 2 | 26.839 | 22.376 | 13.476 | 13.033 | 21.933 | 1'37.657 | 263.4 | 10:20'31.317 |
| 3 | 26.910 | 22.163 | 13.458 | 13.067 | 21.971 | 1'37.569 | 262.1 | 10:22'08.886 |
| 4 | 26.928 | 21.948 | 13.413 | 13.005 | 21.796 | 1'37.090 | **266.0** | 10:23'45.976 |
| 5 | 27.355 | 22.243 | 13.374 | 13.128 | 21.760 | 1'37.860 | 264.7 | 10:25'23.836 |
| 6 | 26.922 | 21.877 | 13.459 | 12.867 | 21.871 | 1'36.996 | 264.7 | 10:27'00.832 |
| 7 | 33.646 | 22.225 | 13.499 | 13.021 | 28.998 | 1'51.389 P | 263.4 | 10:28'52.221 |
| 8 | 12'29.098 | 22.533 | 13.534 | 13.180 | 21.962 | 13'40.307 P | 261.5 | 10:42'32.528 |
| 9 | 26.982 | 21.989 | 13.337 | **12.863** | 21.786 | 1'36.957 | 263.4 | 10:44'09.485 |
| 10 | 26.836 | 21.872 | 14.943 | 13.269 | 21.766 | 1'38.686 | **266.0** | 10:45'48.171 |
| 11 | 26.967 | 21.961 | 13.347 | 13.088 | 21.795 | 1'37.158 | 264.1 | 10:47'25.329 |
| 12 | 26.755 | 21.946 | 13.377 | 12.931 | 21.846 | 1'36.855 | 264.1 | 10:49'02.184 |
| 13 | 26.703 | 22.112 | 13.429 | 12.916 | 21.772 | 1'36.932 | 264.1 | 10:50'39.116 |
| 14 | 26.747 | 21.982 | 13.438 | 12.928 | 21.805 | 1'36.900 | 263.4 | 10:52'16.016 |
| 15 | 30.681 | 22.837 | 13.773 | 13.612 | 27.903 | 1'48.806 P | 254.1 | 10:54'04.822 |
| 16 | 7'36.976 | 22.415 | 13.744 | 14.559 | 33.986 | 9'01.680 P | 252.9 | 11:03'06.502 |
| 17 | 4'31.343 | 22.325 | 13.556 | 13.241 | 21.867 | 5'42.332 P | 262.1 | 11:08'48.834 |
| 18 | 26.862 | 21.935 | 13.326 | 12.864 | 21.692 | 1'36.679 | 263.4 | 11:10'25.513 |
| 19 | 26.744 | 21.867 | 13.409 | 12.917 | 21.596 | 1'36.533 | 263.4 | 11:12'02.046 |
| 20 | 26.626 | 21.905 | **13.274** | 12.880 | **21.557** | **1'36.242** | 264.7 | 11:13'38.288 |
| 21 | **26.583** | **21.826** | 13.340 | 12.891 | 21.649 | 1'36.289 | 265.4 | 11:15'14.577 |

### 10° 32 L. SAVADORI (1'36.436)

| Lap | Seg. 1 | Seg. 2 | Seg. 3 | Seg. 4 | Seg. 5 | Lap Time | km/h | Local Time |
|---|---|---|---|---|---|---|---|---|
| | | 25.094 | 14.518 | 14.735 | 23.114 | | 238.9 | 10:17'07.489 |
| 1 | 27.751 | 22.325 | 13.557 | 13.459 | 22.002 | 1'39.094 | **267.3** | 10:18'46.583 |
| 2 | 28.249 | 23.391 | 13.810 | 13.772 | 27.711 | 1'46.933 P | 260.2 | 10:20'33.516 |
| 3 | 5'04.420 | 22.555 | 13.786 | 13.635 | 22.165 | 6'16.561 P | 263.4 | 10:26'50.077 |
| 4 | 27.517 | 21.932 | 13.457 | 13.367 | 21.783 | 1'38.056 | 264.7 | 10:28'28.133 |
| 5 | 27.040 | 21.845 | 13.421 | 13.196 | 21.840 | 1'37.342 | 265.4 | 10:30'05.475 |
| 6 | 30.299 | 22.986 | 13.886 | 13.699 | 22.283 | 1'43.153 | 263.4 | 10:31'48.628 |
| 7 | 27.090 | 21.867 | 13.406 | 13.368 | 21.869 | 1'37.600 | 266.7 | 10:33'26.228 |
| 8 | 27.152 | 21.814 | 13.455 | 13.072 | 21.720 | 1'37.213 | **267.3** | 10:35'03.441 |
| 9 | 27.023 | 22.048 | 13.508 | 13.349 | 21.782 | 1'37.710 | 265.4 | 10:36'41.151 |
| 10 | 29.683 | 22.968 | 13.954 | 13.663 | 31.903 | 1'52.171 P | 262.1 | 10:38'33.322 |
| 11 | 8'42.145 | 22.943 | 13.769 | 13.688 | 22.333 | 9'54.878 P | 260.9 | 10:48'28.200 |
| 12 | 27.038 | 22.100 | 13.370 | 13.797 | 22.110 | 1'38.415 | **267.3** | 10:50'06.615 |
| 13 | 26.898 | 21.835 | 13.386 | 13.322 | 21.787 | 1'37.228 | 266.7 | 10:51'43.843 |
| 14 | 27.021 | 21.843 | 13.465 | 13.323 | 21.825 | 1'37.477 | 265.4 | 10:53'21.320 |
| 15 | 28.639 | 22.710 | 13.701 | 13.946 | 27.575 | 1'46.571 P | 262.1 | 10:55'07.891 |
| 16 | 5'02.068 | 27.247 | 13.898 | 13.933 | 22.962 | 6'20.108 P | 264.7 | 11:01'27.999 |
| 17 | 26.807 | 21.796 | 13.305 | 13.112 | 21.745 | 1'36.765 | **267.3** | 11:03'04.764 |
| 18 | 26.771 | **21.678** | 13.336 | 13.136 | 21.651 | 1'36.572 | **267.3** | 11:04'41.336 |
| 19 | 27.765 | 26.593 | 13.593 | 13.450 | 21.889 | 1'43.290 | 266.0 | 11:06'24.626 |
| 20 | 26.915 | 21.894 | 13.317 | 13.064 | 21.706 | 1'36.896 | 266.7 | 11:08'01.522 |
| 21 | 26.901 | 21.905 | 13.303 | 13.337 | 21.713 | 1'37.159 | 266.7 | 11:09'38.681 |
| 22 | 26.962 | 31.627 | 17.837 | 14.115 | 22.750 | 1'53.291 | 253.5 | 11:11'31.972 |
| 23 | 26.892 | 21.825 | 13.392 | 14.653 | 22.200 | 1'38.962 | 266.7 | 11:13'10.934 |
| 24 | 26.786 | 21.758 | **13.261** | **13.043** | 21.588 | **1'36.436** | 266.7 | 11:14'47.370 |
| 25 | **26.769** | 21.739 | 13.379 | 13.212 | **21.583** | 1'36.682 | 266.0 | 11:16'24.052 |

### 11° 81 J. TORRES (1'36.718)

| Lap | Seg. 1 | Seg. 2 | Seg. 3 | Seg. 4 | Seg. 5 | Lap Time | km/h | Local Time |
|---|---|---|---|---|---|---|---|---|
| | | 26.458 | 15.121 | 15.826 | 24.040 | | 235.8 | 10:17'36.017 |
| 1 | 28.574 | 22.557 | 13.834 | 13.730 | 22.483 | 1'41.178 | 260.9 | 10:19'17.195 |
| 2 | 27.467 | 22.140 | 13.487 | 13.422 | 22.169 | 1'38.685 | 265.4 | 10:20'55.880 |
| 3 | 27.481 | 22.040 | 13.520 | 13.978 | 22.182 | 1'39.201 | 264.7 | 10:22'35.081 |
| 4 | 27.822 | 21.982 | 13.379 | 13.224 | 22.296 | 1'38.703 | 265.4 | 10:24'13.784 |
| 5 | 27.443 | 22.136 | 13.398 | 13.259 | 22.042 | 1'38.278 | 264.1 | 10:25'52.062 |
| 6 | 27.174 | 21.871 | 13.817 | 13.158 | 21.943 | 1'37.963 | 263.4 | 10:27'30.025 |
| 7 | 27.170 | 26.322 | 14.018 | 13.828 | 31.460 | 1'52.798 P | 258.4 | 10:29'22.823 |
| 8 | 13'55.047 | 25.903 | 13.886 | 13.463 | 22.554 | 15'10.853 P | 260.2 | 10:44'33.676 |
| 9 | 27.257 | 21.928 | 13.792 | 14.364 | 23.125 | 1'40.466 | 264.7 | 10:46'14.142 |
| 10 | 28.263 | 22.102 | 13.454 | 13.413 | 21.978 | 1'39.210 | 262.1 | 10:47'53.352 |
| 11 | 26.962 | 21.947 | 13.443 | 13.148 | 21.819 | 1'37.319 | 264.7 | 10:49'30.671 |
| 12 | 27.062 | 21.810 | 13.320 | **12.997** | 21.840 | 1'37.029 | **266.0** | 10:51'07.700 |
| 13 | 27.062 | 30.429 | 17.622 | 15.019 | 22.176 | 1'52.308 | 235.8 | 10:53'00.008 |
| 14 | **26.881** | 21.765 | 13.289 | 13.103 | 21.834 | 1'36.872 | **266.0** | 10:54'36.880 |
| 15 | 26.899 | **21.745** | 13.279 | 13.048 | 21.747 | **1'36.718** | 264.7 | 10:56'13.598 |
| 16 | 27.881 | 22.448 | 13.626 | 13.682 | 30.746 | 1'48.383 P | 259.6 | 10:58'01.981 |
| 17 | 7'26.183 | 23.453 | 17.426 | 16.444 | 23.639 | 8'47.145 P | | 11:06'49.126 |
| 18 | 37.470 | 22.603 | 13.507 | 13.197 | 21.995 | 1'48.772 | 265.4 | 11:08'37.898 |
| 19 | 27.093 | 21.776 | 13.329 | 13.115 | **21.710** | 1'37.023 | 265.4 | 11:10'14.921 |
| 20 | 36.493 | 24.116 | 13.396 | 13.133 | 21.973 | 1'49.111 | 262.8 | 11:12'04.032 |
| 21 | 27.068 | 21.862 | **13.271** | 13.009 | 21.777 | 1'36.987 | **266.0** | 11:13'41.019 |
| 22 | 26.988 | 21.785 | 13.529 | 13.099 | 21.728 | 1'37.129 | 264.1 | 11:15'18.148 |

### 12° 17 K. ABRAHAM (1'37.079)

| Lap | Seg. 1 | Seg. 2 | Seg. 3 | Seg. 4 | Seg. 5 | Lap Time | km/h | Local Time |
|---|---|---|---|---|---|---|---|---|
| | | 25.966 | 14.968 | 14.835 | 24.588 | | 259.6 | 10:16'59.968 |
| 1 | 29.664 | 24.085 | 14.312 | 13.992 | 23.569 | 1'45.622 | 262.8 | 10:18'45.590 |
| 2 | 28.678 | 23.570 | 13.966 | 13.504 | 22.956 | 1'42.674 | 262.8 | 10:20'28.264 |
| 3 | 28.013 | 22.796 | 13.750 | 13.286 | 22.763 | 1'40.608 | 262.8 | 10:22'08.872 |
| 4 | 27.928 | 22.754 | 13.723 | 13.214 | 22.641 | 1'40.260 | 264.1 | 10:23'49.132 |
| 5 | 29.277 | 23.147 | 13.885 | 13.233 | 22.589 | 1'42.131 | 265.4 | 10:25'31.263 |
| 6 | 27.727 | 22.553 | 13.785 | 13.385 | 22.400 | 1'39.850 | 262.8 | 10:27'11.113 |
| 7 | 31.170 | 23.226 | 15.742 | 13.767 | 22.544 | 1'46.449 | 233.8 | 10:28'57.562 |
| 8 | 27.500 | 22.347 | 13.666 | 13.317 | 22.198 | 1'39.028 | 262.8 | 10:30'36.590 |
| 9 | 27.906 | 23.633 | 13.962 | 13.929 | 29.302 | 1'48.732 P | 260.9 | 10:32'25.322 |
| 10 | 14'09.517 | 28.774 | 15.219 | 14.747 | 23.898 | 15'32.155 P | 259.0 | 10:47'57.477 |
| 11 | 27.779 | 22.602 | 13.774 | 13.221 | 22.517 | 1'39.893 | 264.1 | 10:49'37.370 |
| 12 | 27.541 | 22.476 | 13.603 | 13.222 | 22.347 | 1'39.189 | 264.7 | 10:51'16.559 |
| 13 | 27.239 | 22.554 | 15.929 | 15.580 | 23.000 | 1'44.302 | 200.4 | 10:53'00.861 |
| 14 | 27.129 | 22.076 | 13.420 | **12.870** | 21.992 | 1'37.487 | **266.7** | 10:54'38.348 |
| 15 | **26.918** | 21.962 | **13.329** | 12.962 | 21.908 | **1'37.079** | **266.7** | 10:56'15.427 |
| 16 | 28.938 | 22.932 | 13.723 | 13.367 | 28.506 | 1'47.466 P | 264.7 | 10:58'02.893 |
| 17 | 7'40.747 | 24.311 | 14.584 | 14.374 | 23.200 | 8'57.216 P | 241.6 | 11:07'00.109 |
| 18 | 27.559 | 22.376 | 13.491 | 13.005 | 21.955 | 1'38.386 | 265.4 | 11:08'38.495 |
| 19 | 27.120 | 22.057 | 13.353 | 13.050 | **21.788** | 1'37.368 | **266.7** | 11:10'15.863 |
| 20 | 29.538 | 22.727 | 13.653 | 13.283 | 22.985 | 1'42.186 | 263.4 | 11:11'58.049 |

**P = Pits In/Out - C = Lap-Time Cancelled**

These data/results cannot be reproduced, stored and/or transmitted in whole or in part by any manner of electronic, mechanical, photocopying, recording, broadcasting or otherwise now known or herein after developed without the previous express consent by the copyright owner, except for reproduction in daily press and regular printed publications on sale to the public within 60 days of the event related to those data/results and always provided that copyright symbol appears together as follows below.
© DORNA WSBK ORGANIZATION Srl 2016



PIRELLI
Official Tyre Supplier
TISSOT
SWISS WATCHES SINCE 1853
Official Timekeeper

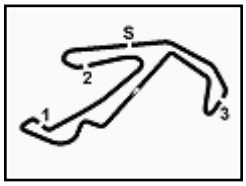


# Riviera di Rimini Round, 17-18-19 June 2016

## World Superbike - Chronological Analysis Free Practice 1st Session

Misano World Circuit 4.226 m



| | | | | | | | | |
|---|---|---|---|---|---|---|---|---|
| 21 | 26.975 | 22.010 | 13.362 | 13.130 | 21.991 | 1'37.468 | **266.7** | 11:13'35.517 |
| 22 | 26.990 | **21.950** | 13.504 | 12.988 | 21.820 | 1'37.252 | 264.7 | 11:15'12.769 |

### 13° 15 A. DE ANGELIS (1'37.092)

| Lap | Seg. 1 | Seg. 2 | Seg. 3 | Seg. 4 | Seg. 5 | Lap Time | km/h | Local Time |
|---|---|---|---|---|---|---|---|---|
| | | 24.483 | 13.800 | 14.881 | 23.417 | | 270.0 | 10:16'54.653 |
| 1 | 28.139 | 23.571 | 17.701 | 15.000 | 32.953 | 1'57.364 P | 200.0 | 10:18'52.017 |
| 2 | 14'25.234 | 23.948 | 13.861 | 13.887 | 22.716 | 15'39.646 P | 268.0 | 10:34'31.663 |
| 3 | 27.968 | 22.506 | 13.398 | 13.549 | 22.279 | 1'39.700 | 269.3 | 10:36'11.363 |
| 4 | 27.566 | 22.395 | 13.473 | 13.593 | 22.013 | 1'39.040 | 267.3 | 10:37'50.403 |
| 5 | 27.421 | 22.154 | 13.371 | 13.328 | 21.964 | 1'38.238 | 269.3 | 10:39'28.641 |
| 6 | 29.885 | 22.019 | 13.359 | 13.503 | 22.370 | 1'41.136 | 269.3 | 10:41'09.777 |
| 7 | 27.069 | 22.058 | 13.298 | 13.205 | 21.727 | 1'37.357 | 270.7 | 10:42'47.134 |
| 8 | 30.979 | 25.971 | 15.413 | 14.717 | 33.770 | 2'00.850 P | 259.0 | 10:44'47.984 |
| 9 | 5'43.178 | 29.633 | 14.572 | 14.480 | 23.104 | 7'04.967 P | 260.2 | 10:51'52.951 |
| 10 | 29.526 | 25.608 | 14.091 | 13.802 | 22.354 | 1'45.381 | 266.0 | 10:53'38.332 |
| 11 | 27.112 | 22.276 | 13.307 | 13.125 | 21.878 | 1'37.698 | 268.0 | 10:55'16.030 |
| 12 | **26.995** | 22.254 | 13.309 | 13.090 | 21.698 | 1'37.346 | 268.0 | 10:56'53.376 |
| 13 | 27.143 | 22.043 | 13.332 | 13.043 | 21.806 | 1'37.367 | 268.7 | 10:58'30.743 |
| 14 | 27.339 | 21.958 | 13.388 | 13.097 | 21.880 | 1'37.662 | 268.0 | 11:00'08.405 |
| 15 | 30.613 | 22.111 | **13.294** | 13.267 | 21.842 | 1'41.127 | 269.3 | 11:01'49.532 |
| 16 | 27.144 | 21.849 | 13.298 | 13.093 | 21.833 | 1'37.217 | 270.7 | 11:03'26.749 |
| 17 | 31.903 | 25.005 | 15.320 | 14.737 | 25.558 | 1'52.523 | 213.4 | 11:05'19.272 |
| 18 | 27.164 | 21.885 | 13.452 | 13.173 | **21.691** | 1'37.365 | 270.0 | 11:06'56.637 |
| 19 | 27.112 | 21.868 | 13.323 | **13.037** | 21.752 | **1'37.092** | 268.7 | 11:08'33.729 |
| 20 | 32.590 | 22.151 | 13.415 | 13.222 | 22.033 | 1'43.411 | 268.7 | 11:10'17.140 |
| 21 | 32.163 | 21.900 | 13.336 | 13.179 | 21.773 | 1'42.351 | **271.4** | 11:11'59.491 |
| 22 | 27.209 | 21.860 | 13.351 | 13.173 | 21.832 | 1'37.425 | 270.7 | 11:13'36.916 |
| 23 | 27.292 | **21.796** | 13.343 | 13.198 | 21.870 | 1'37.499 | 270.7 | 11:15'14.415 |

### 14° 40 R. RAMOS (1'37.124)

| Lap | Seg. 1 | Seg. 2 | Seg. 3 | Seg. 4 | Seg. 5 | Lap Time | km/h | Local Time |
|---|---|---|---|---|---|---|---|---|
| | | 24.079 | 13.788 | 14.290 | 22.691 | | 260.2 | 10:16'58.843 |
| 1 | 28.489 | 22.583 | 13.469 | 13.580 | 22.235 | 1'40.356 | 262.8 | 10:18'39.199 |
| 2 | 27.620 | 22.383 | 13.456 | 13.617 | 22.183 | 1'39.259 | 260.9 | 10:20'18.458 |
| 3 | 27.606 | 22.221 | 13.540 | 13.453 | 22.125 | 1'38.945 | 260.2 | 10:21'57.403 |
| 4 | 27.397 | 22.166 | 13.524 | 13.341 | 22.013 | 1'38.441 | 260.2 | 10:23'35.844 |
| 5 | 27.175 | 22.180 | 13.471 | 13.448 | 22.086 | 1'38.360 | 260.9 | 10:25'14.204 |
| 6 | 28.527 | 24.661 | 13.546 | 13.372 | 22.136 | 1'42.242 | 260.2 | 10:26'56.446 |
| 7 | 27.365 | 22.254 | 13.573 | 13.377 | 21.939 | 1'38.508 | 259.0 | 10:28'34.954 |
| 8 | 27.272 | 22.150 | 13.574 | 13.305 | 22.051 | 1'38.352 | 258.4 | 10:30'13.306 |
| 9 | 28.442 | 25.376 | 14.411 | 13.839 | 28.565 | 1'50.633 P | 260.2 | 10:32'03.939 |
| 10 | 5'38.932 | 22.721 | 13.718 | 14.578 | 22.157 | 6'52.106 P | 258.4 | 10:38'56.045 |
| 11 | 27.429 | 22.325 | 13.516 | 13.387 | 21.980 | 1'38.637 | 260.2 | 10:40'34.682 |
| 12 | 27.312 | 22.143 | 13.479 | 13.379 | 22.022 | 1'38.335 | 260.2 | 10:42'13.017 |
| 13 | 29.260 | 24.932 | 13.540 | 13.602 | 22.123 | 1'43.457 | 257.8 | 10:43'56.474 |
| 14 | 27.038 | 22.151 | 13.505 | 13.365 | 21.839 | 1'37.898 | 259.0 | 10:45'34.372 |
| 15 | 30.660 | 26.464 | 13.656 | 13.564 | 22.949 | 1'47.293 | 260.9 | 10:47'21.665 |
| 16 | 27.232 | 22.142 | 13.417 | 13.452 | 21.975 | 1'38.218 | **264.7** | 10:48'59.883 |
| 17 | 29.490 | 23.016 | 15.008 | 14.293 | 24.326 | 1'46.133 | 214.7 | 10:50'46.016 |
| 18 | 28.131 | 22.363 | 13.528 | 13.408 | 27.523 | 1'44.953 P | 259.6 | 10:52'30.969 |
| 19 | 10'09.963 | 23.226 | 13.805 | 13.756 | 22.632 | 11'23.382 P | 260.2 | 11:03'54.351 |
| 20 | 27.315 | 22.023 | 13.394 | 13.215 | 21.915 | 1'37.862 | 263.4 | 11:05'32.213 |
| 21 | 26.886 | 22.155 | **13.333** | 13.252 | 21.900 | 1'37.526 | 261.5 | 11:07'09.739 |
| 22 | **26.753** | 21.987 | 13.374 | 13.296 | 21.714 | **1'37.124** | 261.5 | 11:08'46.863 |
| 23 | 27.506 | 22.871 | 13.882 | 13.366 | 21.730 | 1'39.355 | 264.1 | 11:10'26.218 |
| 24 | 30.452 | 23.060 | 13.364 | **13.114** | 23.246 | 1'43.236 | **264.7** | 11:12'09.454 |
| 25 | 27.032 | **21.878** | 13.370 | 13.226 | **21.680** | 1'37.186 | 262.8 | 11:13'46.640 |
| 26 | 32.170 | 23.445 | 13.406 | 13.588 | 22.521 | 1'45.130 | 262.8 | 11:15'31.770 |

### 15° 59 N. CANEPA (1'37.174)

| Lap | Seg. 1 | Seg. 2 | Seg. 3 | Seg. 4 | Seg. 5 | Lap Time | km/h | Local Time |
|---|---|---|---|---|---|---|---|---|
| | | 24.314 | 14.235 | 14.346 | 23.647 | | 263.4 | 10:17'17.440 |
| 1 | 27.812 | 22.836 | 13.625 | 13.720 | 22.816 | 1'40.809 | **265.4** | 10:18'58.249 |
| 2 | 28.002 | 23.477 | 13.744 | 14.103 | 29.335 | 1'48.661 P | 260.9 | 10:20'46.910 |
| 3 | 6'23.880 | 22.706 | 16.165 | 14.590 | 24.854 | 7'42.195 P | | 10:28'29.105 |
| 4 | 27.306 | 22.304 | 13.522 | 13.405 | 21.952 | 1'38.489 | 257.1 | 10:30'07.594 |
| 5 | 27.341 | 22.431 | 13.558 | 13.288 | 21.994 | 1'38.612 | 262.8 | 10:31'46.206 |
| 6 | 26.973 | 22.338 | 13.523 | 13.267 | 22.025 | 1'38.126 | 260.9 | 10:33'24.332 |
| 7 | 27.019 | 22.143 | 13.599 | 13.197 | 22.019 | 1'37.977 | 263.4 | 10:35'02.309 |
| 8 | 27.361 | 23.204 | **13.519** | 13.189 | 22.263 | 1'39.536 | 258.4 | 10:36'41.845 |
| 9 | 27.108 | 22.340 | 13.642 | 13.272 | 22.139 | 1'38.501 | 259.0 | 10:38'20.346 |
| 10 | 31.282 | 23.794 | 14.085 | 13.769 | 28.969 | 1'51.899 P | 258.4 | 10:40'12.245 |
| 11 | 7'14.759 | 25.240 | 14.436 | 13.412 | 22.462 | 8'30.309 P | 259.0 | 10:48'42.554 |
| 12 | 27.273 | 22.444 | 13.571 | 13.163 | 22.152 | 1'38.603 | 264.1 | 10:50'21.157 |
| 13 | 27.746 | 22.776 | 13.829 | 13.608 | 28.929 | 1'46.888 P | 258.4 | 10:52'08.045 |
| 14 | 10'28.676 | 29.747 | 27.078 | 18.954 | 22.796 | 12'07.251 P | | 11:04'15.296 |
| 15 | 27.003 | **22.021** | 13.524 | 13.176 | **21.652** | 1'37.376 | 260.2 | 11:05'52.672 |
| 16 | **26.761** | 22.048 | 13.544 | **13.031** | 21.790 | **1'37.174** | 260.2 | 11:07'29.846 |
| 17 | 30.500 | 31.459 | 24.017 | 15.509 | 24.339 | 2'05.824 | | 11:09'35.670 |

### 16° 13 A. WEST (1'37.239)

| Lap | Seg. 1 | Seg. 2 | Seg. 3 | Seg. 4 | Seg. 5 | Lap Time | km/h | Local Time |
|---|---|---|---|---|---|---|---|---|
| | | 25.605 | 14.718 | 14.873 | 24.202 | | 252.3 | 10:17'17.553 |
| 1 | 29.245 | 22.741 | 13.692 | 13.792 | 22.542 | 1'42.012 | **265.4** | 10:18'59.565 |
| 2 | 28.398 | 22.733 | 13.636 | 13.904 | 22.446 | 1'41.117 | 264.1 | 10:20'40.682 |
| 3 | 28.106 | 22.516 | 13.615 | 13.651 | 22.313 | 1'40.201 | 262.1 | 10:22'20.883 |
| 4 | 28.083 | 22.290 | 13.514 | 13.502 | 22.154 | 1'39.543 | 264.1 | 10:24'00.426 |
| 5 | 27.649 | 22.246 | 13.538 | 13.392 | 22.079 | 1'38.904 | 264.1 | 10:25'39.330 |
| 6 | 27.546 | 22.110 | 13.562 | 13.427 | 22.061 | 1'38.706 | 262.8 | 10:27'18.036 |
| 7 | 27.437 | 21.996 | 13.568 | 13.368 | 22.168 | 1'38.537 | 261.5 | 10:28'56.573 |
| 8 | 29.811 | 23.359 | 13.947 | 14.292 | 30.466 | 1'51.875 P | 260.9 | 10:30'48.448 |
| 9 | 7'50.719 | 22.752 | 13.792 | 13.770 | 25.701 | 9'06.734 P | 261.5 | 10:39'55.182 |
| 10 | 27.482 | 22.158 | 13.471 | 13.219 | 21.807 | 1'38.137 | 261.5 | 10:41'33.319 |
| 11 | 27.371 | 21.973 | 13.453 | 13.308 | 21.918 | 1'38.023 | 262.8 | 10:43'11.342 |
| 12 | 27.601 | 22.150 | 13.467 | 13.241 | 22.073 | 1'38.532 | 262.8 | 10:44'49.874 |
| 13 | 29.236 | 22.862 | 13.782 | 13.922 | 29.723 | 1'49.525 P | 261.5 | 10:46'39.399 |
| 14 | 10'28.647 | 22.874 | 13.908 | 13.752 | 23.365 | 11'42.546 P | 260.9 | 10:58'21.945 |
| 15 | 27.346 | 22.071 | 13.575 | 13.348 | 21.980 | 1'38.320 | 262.8 | 11:00'00.265 |
| 16 | 27.367 | 22.009 | 13.410 | 13.160 | 21.819 | 1'37.765 | 264.1 | 11:01'38.030 |
| 17 | 29.589 | 22.323 | 13.831 | 13.692 | 29.157 | 1'48.592 P | 262.8 | 11:03'26.622 |
| 18 | 3'40.218 | 25.835 | 18.712 | 14.065 | 30.095 | 5'08.925 P | 229.8 | 11:08'35.547 |
| 19 | 27.136 | 21.920 | 13.473 | 13.137 | **21.639** | 1'37.305 | 264.1 | 11:10'12.852 |
| 20 | 27.142 | 22.028 | 13.320 | 13.215 | 21.658 | 1'37.363 | 260.9 | 11:11'50.215 |
| 21 | 27.057 | 21.987 | **13.317** | 13.304 | 21.748 | 1'37.413 | 264.7 | 11:13'27.628 |
| 22 | **27.017** | **21.877** | 13.451 | **13.088** | 21.806 | **1'37.239** | 264.1 | 11:15'04.867 |

### 17° 2 L. CAMIER (1'37.551)

| Lap | Seg. 1 | Seg. 2 | Seg. 3 | Seg. 4 | Seg. 5 | Lap Time | km/h | Local Time |
|---|---|---|---|---|---|---|---|---|
| | | 25.361 | 14.778 | 14.665 | 23.345 | | 253.5 | 10:17'07.492 |
| 1 | 28.911 | 23.340 | 13.950 | 13.768 | 22.225 | 1'42.194 | 257.8 | 10:18'49.686 |
| 2 | 27.703 | 22.810 | 13.777 | 13.932 | 22.344 | 1'40.566 | **259.6** | 10:20'30.252 |
| 3 | 27.547 | 22.374 | 13.717 | 13.840 | 21.972 | 1'39.450 | 248.8 | 10:22'09.702 |
| 4 | 27.612 | 22.624 | 13.723 | 13.431 | 22.173 | 1'39.563 | 258.4 | 10:23'49.265 |
| 5 | 27.463 | 22.269 | 13.628 | 13.399 | 22.044 | 1'38.803 | 257.1 | 10:25'28.068 |
| 6 | 27.377 | 22.262 | 13.627 | 13.407 | 21.961 | 1'38.634 | 257.1 | 10:27'06.702 |
| 7 | 27.268 | 22.076 | 13.688 | 13.237 | 22.013 | 1'38.282 | 259.0 | 10:28'44.984 |
| 8 | 28.878 | 22.652 | 14.290 | 13.418 | 28.697 | 1'47.935 P | 251.2 | 10:30'32.919 |
| 9 | 7'39.590 | 24.967 | 14.489 | 13.761 | 24.782 | 8'57.589 P | 248.8 | 10:39'30.508 |
| 10 | 27.197 | 22.016 | 13.513 | 13.192 | 22.242 | 1'38.160 | 257.8 | 10:41'08.668 |
| 11 | **26.980** | 22.126 | 13.586 | **13.172** | **21.727** | 1'37.591 | 258.4 | 10:42'46.259 |
| 12 | 27.645 | 24.578 | 14.708 | 14.171 | 24.026 | 1'45.128 | 235.8 | 10:44'31.387 |
| 13 | 27.276 | 22.031 | 13.621 | 13.257 | 21.882 | 1'38.067 | 257.8 | 10:46'09.454 |
| 14 | 26.983 | 22.202 | 13.580 | 13.783 | 28.995 | 1'45.543 P | **259.6** | 10:47'54.997 |
| 15 | 12'08.732 | 25.164 | 13.754 | 13.476 | 24.385 | 13'25.511 P | 257.1 | 11:01'20.508 |
| 16 | 27.354 | 22.260 | **13.506** | 13.313 | 22.056 | 1'38.489 | 257.8 | 11:02'58.997 |
| 17 | 28.332 | 22.247 | 13.617 | 13.393 | 22.000 | 1'39.589 | 254.1 | 11:04'38.586 |
| 18 | 27.095 | 23.014 | 13.679 | 13.552 | 27.668 | 1'45.008 P | 257.1 | 11:06'23.594 |
| 19 | 4'01.386 | 25.458 | 14.141 | 13.471 | 25.744 | 5'20.200 P | 252.3 | 11:11'43.794 |
| 20 | 27.236 | 22.058 | 13.739 | 13.197 | 21.842 | 1'38.072 | 257.1 | 11:13'21.866 |
| 21 | 27.054 | 22.062 | 13.582 | 13.333 | 21.763 | 1'37.794 | 257.8 | 11:14'59.660 |
| 22 | 27.001 | **21.950** | 13.525 | 13.259 | 21.816 | **1'37.551** | 258.4 | 11:16'37.211 |

### 18° 25 J. BROOKES (1'37.590)

| Lap | Seg. 1 | Seg. 2 | Seg. 3 | Seg. 4 | Seg. 5 | Lap Time | km/h | Local Time |
|---|---|---|---|---|---|---|---|---|
| | | 25.117 | 14.748 | 14.596 | 23.633 | | 256.5 | 10:16'51.987 |
| 1 | 28.506 | 22.782 | 13.921 | 13.980 | 22.571 | 1'41.760 | 261.5 | 10:18'33.747 |
| 2 | 28.383 | 22.495 | 13.642 | 13.674 | 22.330 | 1'40.524 | 265.4 | 10:20'14.271 |
| 3 | 27.958 | 22.498 | 13.610 | 13.605 | 22.135 | 1'39.806 | 264.1 | 10:21'54.077 |
| 4 | 27.915 | 22.691 | 13.760 | 13.682 | 22.119 | 1'40.167 | 261.5 | 10:23'34.244 |
| 5 | 27.737 | 22.709 | 13.583 | 13.492 | 22.000 | 1'39.521 | 263.4 | 10:25'13.765 |
| 6 | 27.747 | 22.356 | 13.618 | 13.721 | 22.311 | 1'39.753 | 262.8 | 10:26'53.518 |
| 7 | 27.863 | 22.206 | 13.479 | 13.823 | 22.385 | 1'39.756 | 262.1 | 10:28'33.274 |
| 8 | 27.837 | 22.307 | 13.590 | 13.460 | 22.138 | 1'39.332 | 264.1 | 10:30'12.606 |
| 9 | 27.548 | 22.203 | 13.476 | 13.941 | 21.950 | 1'39.118 | 263.4 | 10:31'51.724 |
| 10 | 28.557 | 23.175 | 13.931 | 13.783 | 34.464 | 1'53.910 P | 260.2 | 10:33'45.634 |
| 11 | 9'02.101 | 23.471 | 13.953 | 13.665 | 22.592 | 10'15.782 P | 261.5 | 10:44'01.416 |
| 12 | 27.696 | 22.570 | 13.686 | 13.694 | 22.094 | 1'39.740 | 264.1 | 10:45'41.156 |
| 13 | 27.658 | 22.475 | 13.590 | 13.631 | 22.323 | 1'39.677 | 263.4 | 10:47'20.833 |
| 14 | 27.650 | 22.289 | 13.557 | 13.505 | 32.403 | 1'49.404 P | 264.1 | 10:49'10.237 |
| 15 | 6'04.154 | 22.700 | 13.661 | 13.608 | 22.783 | 7'16.906 P | 264.1 | 10:56'27.143 |
| 16 | 27.315 | 22.346 | 13.438 | 13.320 | 22.077 | 1'38.496 | 264.7 | 10:58'05.639 |
| 17 | 27.426 | 22.175 | 13.442 | 13.365 | 22.025 | 1'38.433 | 264.1 | 10:59'44.072 |
| 18 | 28.312 | 22.370 | 13.579 | 13.601 | 29.718 | 1'47.580 P | **266.0** | 11:01'31.652 |
| 19 | 2'58.147 | 25.420 | 13.945 | 13.564 | 22.231 | 4'13.307 P | 265.4 | 11:05'44.959 |
| 20 | 27.527 | 22.101 | 13.398 | 13.320 | **21.830** | 1'38.176 | **266.0** | 11:07'23.135 |
| 21 | 27.666 | 22.121 | 13.512 | 13.790 | 30.661 | 1'47.750 P | 264.7 | 11:09'10.885 |
| 22 | 2'10.932 | 22.755 | 13.620 | 13.500 | 22.203 | 3'23.010 P | 261.5 | 11:12'33.895 |

**P = Pits In/Out - C = Lap-Time Cancelled**

These data/results cannot be reproduced, stored and/or transmitted in whole or in part by any manner of electronic, mechanical, photocopying, recording, broadcasting or otherwise now known or herein after developed without the previous express consent by the copyright owner, except for reproduction in daily press and regular printed publications on sale to the public within 60 days of the event related to those data/results and always provided that copyright symbol appears together as follows below.
© DORNA WSBK ORGANIZATION Srl 2016



PIRELLI
Official Tyre Supplier
TISSOT
SWISS WATCHES SINCE 1853
Official Timekeeper

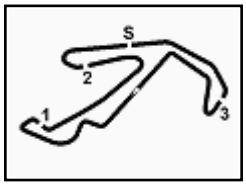


# Riviera di Rimini Round, 17-18-19 June 2016

## World Superbike - Chronological Analysis Free Practice 1st Session

Misano World Circuit 4.226 m



| | | | | | | | | |
|---|---|---|---|---|---|---|---|---|
| 23 | 27.214 | 22.309 | **13.372** | 13.317 | 21.840 | 1'38.052 | 260.9 | 11:14'11.947 |
| 24 | **27.086** | **22.049** | 13.395 | **13.186** | 21.874 | **1'37.590** | 261.5 | 11:15'49.537 |

### 19° 9 D. SCHMITTER (1'39.327)

| Lap | Seg. 1 | Seg. 2 | Seg. 3 | Seg. 4 | Seg. 5 | Lap Time | km/h | Local Time |
|---|---|---|---|---|---|---|---|---|
| | | 26.055 | 15.223 | 15.651 | 35.501 | | 249.4 | 10:17'26.135 |
| 1 | 3'44.165 | 24.091 | 14.104 | 14.598 | 23.758 | 5'00.716 P | 259.6 | 10:22'26.851 |
| 2 | 30.246 | 23.372 | 14.035 | 14.538 | 23.121 | 1'45.312 | 259.6 | 10:24'12.163 |
| 3 | 28.699 | 23.053 | 13.769 | 14.009 | 22.801 | 1'42.331 | **260.9** | 10:25'54.494 |
| 4 | 28.406 | 22.727 | 14.081 | 14.079 | 22.768 | 1'42.061 | 259.6 | 10:27'36.555 |
| 5 | 28.817 | 22.679 | 13.924 | 13.926 | 22.974 | 1'42.320 | 256.5 | 10:29'18.875 |
| 6 | 28.456 | 22.685 | 14.057 | 14.049 | 22.671 | 1'41.918 | 257.8 | 10:31'00.793 |
| 7 | 29.658 | 22.678 | 13.942 | 13.787 | 22.681 | 1'42.746 | 259.0 | 10:32'43.539 |
| 8 | 28.412 | 22.646 | 13.767 | 13.974 | 22.439 | 1'41.238 | 257.8 | 10:34'24.777 |
| 9 | 28.338 | 22.494 | 13.786 | 13.648 | 22.459 | 1'40.725 | 258.4 | 10:36'05.502 |
| 10 | 27.981 | 22.420 | 13.704 | 13.696 | 22.367 | 1'40.168 | 259.0 | 10:37'45.670 |
| 11 | 27.785 | 22.444 | 13.671 | 14.481 | 34.309 | 1'52.690 P | 259.0 | 10:39'38.360 |
| 12 | 7'31.743 | 24.673 | 14.290 | 13.760 | 22.808 | 8'47.274 P | 255.3 | 10:48'25.634 |
| 13 | 27.982 | 22.676 | 14.115 | 13.947 | 22.719 | 1'41.439 | 255.9 | 10:50'07.073 |
| 14 | 28.103 | 22.477 | 14.304 | 13.724 | 22.500 | 1'41.108 | 258.4 | 10:51'48.181 |
| 15 | 27.975 | 22.568 | 13.832 | 14.829 | 24.258 | 1'43.462 | 259.0 | 10:53'31.643 |
| 16 | 28.060 | 22.367 | 13.718 | 13.834 | 22.334 | 1'40.313 | **260.9** | 10:55'11.956 |
| 17 | 27.882 | 22.506 | 13.672 | 13.719 | 22.715 | 1'40.494 | 257.8 | 10:56'52.450 |
| 18 | 27.814 | 22.623 | 13.670 | 13.544 | 22.283 | 1'39.934 | 259.6 | 10:58'32.384 |
| 19 | 30.451 | 24.411 | 14.294 | 14.656 | 32.526 | 1'56.338 P | 252.3 | 11:00'28.722 |
| 20 | 5'00.920 | 22.981 | 14.199 | 14.041 | 22.857 | 6'14.998 P | 255.3 | 11:06'43.720 |
| 21 | 27.775 | 22.374 | 14.037 | **13.410** | 22.436 | 1'40.032 | 255.9 | 11:08'23.752 |
| 22 | 27.577 | 22.367 | 13.640 | 13.525 | 22.297 | 1'39.406 | 257.1 | 11:10'03.158 |
| 23 | **27.512** | 22.415 | **13.636** | 13.416 | 22.348 | **1'39.327** | 259.0 | 11:11'42.485 |
| 24 | 27.602 | 22.566 | 14.507 | 13.882 | 22.355 | 1'40.912 | 259.0 | 11:13'23.397 |
| 25 | 27.690 | **22.308** | 13.754 | 13.496 | **22.213** | 1'39.461 | 259.0 | 11:15'02.858 |

### 20° 119 P. SZKOPEK (1'39.331)

| Lap | Seg. 1 | Seg. 2 | Seg. 3 | Seg. 4 | Seg. 5 | Lap Time | km/h | Local Time |
|---|---|---|---|---|---|---|---|---|
| | | 27.154 | 16.832 | 16.735 | 24.675 | | 225.9 | 10:17'12.008 |
| 1 | 29.887 | 24.068 | 14.106 | 14.927 | 23.679 | 1'46.667 | 253.5 | 10:18'58.675 |
| 2 | 28.988 | 24.130 | 13.863 | 15.229 | 23.954 | 1'46.164 | 254.7 | 10:20'44.839 |
| 3 | 28.699 | 23.384 | 13.781 | 14.588 | 23.163 | 1'43.615 | 257.1 | 10:22'28.454 |
| 4 | 28.190 | 23.567 | 13.856 | 14.729 | 24.173 | 1'44.515 | 253.5 | 10:24'12.969 |
| 5 | 28.538 | 23.287 | 13.656 | 14.350 | 22.736 | 1'42.567 | 259.0 | 10:25'55.536 |
| 6 | 27.963 | 22.812 | 13.622 | 14.314 | 22.575 | 1'41.286 | **260.2** | 10:27'36.822 |
| 7 | 29.382 | 22.770 | 13.663 | 14.102 | 23.702 | 1'43.619 | 257.1 | 10:29'20.441 |
| 8 | 28.120 | 22.741 | 13.683 | 13.998 | 22.399 | 1'40.941 | 255.9 | 10:31'01.382 |
| 9 | 29.361 | 22.988 | 13.673 | 13.802 | 32.408 | 1'52.232 P | **260.2** | 10:32'53.614 |
| 10 | 7'32.144 | 23.390 | 14.099 | 14.188 | 23.072 | 8'46.893 P | 255.3 | 10:41'40.507 |
| 11 | 27.944 | 22.695 | 13.785 | 13.830 | 22.810 | 1'41.064 | 254.7 | 10:43'21.571 |
| 12 | 28.006 | 22.706 | 13.707 | 13.794 | 22.530 | 1'40.743 | 255.3 | 10:45'02.314 |
| 13 | 27.875 | 22.553 | 15.549 | 14.655 | 23.231 | 1'43.863 | 220.4 | 10:46'46.177 |
| 14 | 32.894 | 24.039 | 16.080 | 15.500 | 23.039 | 1'51.552 | | 10:48'37.729 |
| 15 | 27.933 | 22.644 | 13.607 | **13.663** | 22.423 | 1'40.270 | 257.8 | 10:50'17.999 |
| 16 | 30.466 | 24.529 | 13.735 | 13.899 | 31.523 | 1'54.152 P | 254.1 | 10:52'12.151 |
| 17 | 5'40.518 | 26.281 | 20.562 | 17.857 | 23.611 | 7'08.829 P | | 10:59'20.980 |
| 18 | 29.204 | 23.776 | 16.838 | 18.222 | 23.141 | 1'51.181 | | 11:01'12.161 |
| 19 | 28.197 | 22.988 | 13.706 | 14.341 | 25.410 | 1'44.642 | 255.9 | 11:02'56.803 |
| 20 | 28.085 | 22.559 | 13.949 | 14.223 | 23.701 | 1'42.517 | 251.2 | 11:04'39.320 |
| 21 | 27.487 | 22.433 | 13.628 | 13.680 | 22.234 | 1'39.462 | 258.4 | 11:06'18.782 |
| 22 | 27.423 | 22.291 | 13.558 | 13.770 | 22.289 | **1'39.331** | 256.5 | 11:07'58.113 |
| 23 | 27.563 | 22.319 | **13.532** | 13.795 | 22.562 | 1'39.771 | 257.1 | 11:09'37.884 |
| 24 | **27.377** | 24.459 | 14.455 | 15.000 | 29.183 | 1'50.474 | 230.3 | 11:11'28.358 |
| 25 | 27.813 | 23.195 | 14.251 | 15.373 | 22.909 | 1'43.541 | 250.0 | 11:13'11.899 |
| 26 | 27.588 | 22.448 | 13.566 | 13.755 | **22.113** | 1'39.470 | 257.8 | 11:14'51.369 |
| 27 | 27.626 | **22.215** | 13.713 | 13.805 | 22.230 | 1'39.589 | 258.4 | 11:16'30.958 |

### 21° 4 G. VIZZIELLO (1'39.718)

| Lap | Seg. 1 | Seg. 2 | Seg. 3 | Seg. 4 | Seg. 5 | Lap Time | km/h | Local Time |
|---|---|---|---|---|---|---|---|---|
| | | 25.100 | 14.591 | 15.052 | 24.058 | | 250.6 | 10:16'54.777 |
| 1 | 29.565 | 23.292 | 14.204 | 14.622 | 23.224 | 1'44.907 | 255.3 | 10:18'39.684 |
| 2 | 28.837 | 22.933 | 15.312 | 15.268 | 31.073 | 1'53.423 P | 235.3 | 10:20'33.107 |
| 3 | 5'31.057 | 27.480 | 16.178 | 15.507 | 31.178 | 7'01.400 P | 204.5 | 10:27'34.507 |
| 4 | 1'54.924 | 23.929 | 14.373 | 14.370 | 23.010 | 3'10.606 P | 251.2 | 10:30'45.113 |
| 5 | 28.395 | 22.717 | 13.992 | 14.284 | 22.927 | 1'42.315 | 253.5 | 10:32'27.428 |
| 6 | 28.152 | 22.683 | 13.867 | 13.932 | 22.733 | 1'41.367 | 254.7 | 10:34'08.795 |
| 7 | 28.174 | 22.641 | 13.971 | 14.203 | 22.706 | 1'41.695 | 254.7 | 10:35'50.490 |
| 8 | 28.106 | 22.452 | 14.139 | 14.218 | 22.554 | 1'41.469 | 251.2 | 10:37'31.959 |
| 9 | 27.898 | 22.612 | 13.889 | 14.073 | 22.635 | 1'41.107 | 254.1 | 10:39'13.066 |
| 10 | 31.398 | 28.352 | 16.955 | 15.147 | 31.221 | 2'03.073 P | 219.1 | 10:41'16.139 |
| 11 | 7'39.247 | 23.267 | 13.958 | 14.056 | 22.782 | 8'53.310 P | 254.7 | 10:50'09.449 |
| 12 | 27.830 | 22.387 | 13.914 | 13.847 | 22.443 | 1'40.421 | 254.7 | 10:51'49.870 |
| 13 | 27.913 | 22.509 | 13.887 | 13.992 | 22.566 | 1'40.867 | 255.9 | 10:53'30.737 |
| 14 | 27.836 | 22.611 | 13.808 | 14.189 | 22.682 | 1'41.126 | 254.7 | 10:55'11.863 |
| 15 | 31.416 | 22.874 | 15.470 | 15.578 | 34.403 | 1'59.741 P | | 10:57'11.604 |
| 16 | 3'38.531 | 23.470 | 15.135 | 15.265 | 22.539 | 4'54.940 P | 217.7 | 11:02'06.544 |
| 17 | 27.627 | 22.422 | 13.881 | 13.869 | 22.353 | 1'40.152 | 254.7 | 11:03'46.696 |
| 18 | 29.231 | 24.511 | 14.743 | 14.124 | 23.406 | 1'46.015 | 247.7 | 11:05'32.711 |
| 19 | 27.718 | 22.360 | 13.725 | 13.743 | **22.172** | **1'39.718** | **257.8** | 11:07'12.429 |
| 20 | 29.131 | 29.796 | 15.325 | 14.621 | 25.252 | 1'54.125 | 238.4 | 11:09'06.554 |
| 21 | **27.565** | **22.214** | 14.194 | 17.198 | 24.438 | 1'45.609 | 254.7 | 11:10'52.163 |
| 22 | 27.668 | 22.505 | **13.683** | **13.732** | 22.468 | 1'40.056 | 256.5 | 11:12'32.219 |
| 23 | 35.886 | 33.122 | 17.838 | 18.086 | 34.380 | 2'19.312 P | | 11:14'51.531 |

### 22° 56 P. SEBESTYÉN (1'40.194)

| Lap | Seg. 1 | Seg. 2 | Seg. 3 | Seg. 4 | Seg. 5 | Lap Time | km/h | Local Time |
|---|---|---|---|---|---|---|---|---|
| | | 33.028 | 16.032 | 16.367 | 28.405 | | 222.2 | 10:20'46.872 |
| 1 | 30.808 | 25.561 | 14.902 | 15.301 | 24.182 | 1'50.754 | 236.3 | 10:22'37.626 |
| 2 | 29.750 | 24.222 | 14.673 | 15.287 | 23.918 | 1'47.850 | 230.3 | 10:24'25.476 |
| 3 | 29.986 | 24.272 | 15.681 | 14.888 | 23.843 | 1'48.670 | 238.9 | 10:26'14.146 |
| 4 | 32.526 | 24.041 | 14.603 | 14.887 | 37.364 | 2'03.421 P | 230.8 | 10:28'17.567 |
| 5 | 7'28.396 | 24.026 | 14.840 | 14.719 | 23.503 | 8'45.484 P | 249.4 | 10:37'03.051 |
| 6 | 29.065 | 23.313 | 14.234 | 14.307 | 23.190 | 1'44.109 | 254.1 | 10:38'47.160 |
| 7 | 28.668 | 23.136 | 14.029 | 14.203 | 22.895 | 1'42.931 | 254.1 | 10:40'30.091 |
| 8 | 28.523 | 23.085 | 13.967 | 14.039 | 23.030 | 1'42.644 | 253.5 | 10:42'12.735 |
| 9 | 31.262 | 28.164 | 14.115 | 14.672 | 32.894 | 2'01.107 P | 254.1 | 10:44'13.842 |
| 10 | 6'36.935 | 23.601 | 13.973 | 14.125 | 23.600 | 7'52.234 P | 254.7 | 10:52'06.076 |
| 11 | 28.501 | 23.032 | 13.950 | 13.945 | 22.887 | 1'42.315 | 253.5 | 10:53'48.391 |
| 12 | 28.198 | 22.856 | 13.909 | 17.146 | 27.414 | 1'49.523 | 254.7 | 10:55'37.914 |
| 13 | 28.413 | 22.824 | 13.812 | 14.049 | 22.665 | 1'41.763 | 254.1 | 10:57'19.677 |
| 14 | 30.096 | 29.575 | 14.424 | 14.775 | 32.366 | 2'01.236 P | 249.4 | 10:59'20.913 |
| 15 | 7'05.660 | 31.521 | 21.974 | 16.743 | 23.187 | 8'39.085 P | | 11:07'59.998 |
| 16 | 28.140 | 22.871 | 13.636 | **13.719** | 22.543 | 1'40.909 | **255.9** | 11:09'40.907 |
| 17 | 27.908 | 22.869 | 13.673 | 14.157 | 22.674 | 1'41.281 | 254.7 | 11:11'22.188 |
| 18 | 27.943 | 22.654 | 13.731 | 13.858 | 22.391 | 1'40.577 | 253.5 | 11:13'02.765 |
| 19 | 27.842 | 22.645 | 13.810 | 13.724 | **22.293** | 1'40.314 | 254.7 | 11:14'43.079 |
| 20 | **27.710** | **22.502** | **13.588** | 13.990 | 22.404 | **1'40.194** | 254.7 | 11:16'23.273 |

### 23° 61 F. MENGHI (1'40.925)

| Lap | Seg. 1 | Seg. 2 | Seg. 3 | Seg. 4 | Seg. 5 | Lap Time | km/h | Local Time |
|---|---|---|---|---|---|---|---|---|
| | | 26.095 | 15.176 | 15.499 | 25.119 | | 254.7 | 10:19'31.671 |
| 1 | 29.745 | 23.817 | 14.442 | 14.818 | 22.951 | 1'45.773 | 255.9 | 10:21'17.444 |
| 2 | 28.838 | 23.233 | 14.145 | 14.388 | 23.273 | 1'43.877 | 257.1 | 10:23'01.321 |
| 3 | 29.786 | 25.441 | 15.787 | 15.490 | 32.297 | 1'58.801 P | 220.0 | 10:25'00.122 |
| 4 | 6'31.148 | 24.248 | 14.850 | 14.326 | 23.119 | 7'47.691 P | 243.8 | 10:32'47.813 |
| 5 | 28.425 | 22.948 | 13.922 | 13.963 | 22.602 | 1'41.860 | 259.0 | 10:34'29.673 |
| 6 | 28.145 | 22.958 | 13.918 | 14.009 | 22.711 | 1'41.741 | 260.2 | 10:36'11.414 |
| 7 | 30.748 | 25.922 | 15.062 | 15.231 | 31.523 | 1'58.486 P | 242.2 | 10:38'09.900 |
| 8 | 7'28.326 | 24.180 | 14.557 | 14.257 | 22.783 | 8'44.103 P | 254.1 | 10:46'54.003 |
| 9 | 28.174 | 22.852 | 13.874 | 13.797 | 22.639 | 1'41.336 | 259.6 | 10:48'35.339 |
| 10 | 28.191 | 22.953 | 13.911 | 14.004 | **22.542** | 1'41.601 | 257.8 | 10:50'16.940 |
| 11 | 34.402 | 25.645 | 15.050 | 15.287 | 29.761 | 2'00.145 P | 231.8 | 10:52'17.085 |
| 12 | 8'33.306 | 24.595 | 15.662 | 14.351 | 22.920 | 9'50.834 P | 214.7 | 11:02'07.919 |
| 13 | 28.158 | **22.581** | **13.761** | 13.821 | 22.606 | 1'40.927 | **261.5** | 11:03'48.846 |
| 14 | 27.902 | 22.888 | 13.934 | 13.846 | 22.561 | 1'41.131 | 259.6 | 11:05'29.977 |
| 15 | 31.702 | 23.465 | 14.342 | 14.315 | 23.045 | 1'46.869 | 256.5 | 11:07'16.846 |
| 16 | 28.106 | 26.058 | 16.100 | 15.335 | 23.480 | 1'49.079 | 222.7 | 11:09'05.925 |
| 17 | **27.811** | 22.858 | 13.870 | **13.792** | 22.594 | **1'40.925** | 259.6 | 11:10'46.850 |
| 18 | 31.921 | 27.042 | 14.689 | 15.110 | 33.317 | 2'02.079 P | 241.6 | 11:12'48.929 |

### 24° 11 S. AL SULAITI (1'41.192)

| Lap | Seg. 1 | Seg. 2 | Seg. 3 | Seg. 4 | Seg. 5 | Lap Time | km/h | Local Time |
|---|---|---|---|---|---|---|---|---|
| | | 25.640 | 14.747 | 15.411 | 24.269 | | 230.3 | 10:17'18.406 |
| 1 | 29.158 | 23.861 | 14.113 | 15.137 | 23.584 | 1'45.853 | 247.1 | 10:19'04.259 |
| 2 | 29.254 | 23.886 | 14.063 | 15.011 | 23.352 | 1'45.566 | 252.9 | 10:20'49.825 |
| 3 | 28.814 | 23.454 | 14.149 | 15.068 | 23.234 | 1'44.719 | 253.5 | 10:22'34.544 |
| 4 | 28.790 | 23.311 | 13.833 | 14.543 | 23.144 | 1'43.621 | 254.7 | 10:24'18.165 |
| 5 | 28.303 | 23.277 | 13.879 | 14.383 | 22.886 | 1'42.728 | 252.9 | 10:26'00.893 |
| 6 | 35.004 | 25.264 | 19.655 | 15.611 | 35.739 | 2'11.273 P | | 10:28'12.166 |
| 7 | 9'04.252 | 23.710 | 14.636 | 14.959 | 23.454 | 10'21.011 P | 251.2 | 10:38'33.177 |
| 8 | 28.448 | 22.972 | 14.025 | 14.504 | 23.318 | 1'43.267 | 252.9 | 10:40'16.444 |
| 9 | 28.367 | 22.970 | 13.864 | 14.252 | 22.816 | 1'42.269 | 255.9 | 10:41'58.713 |
| 10 | 28.243 | 22.917 | 13.934 | 14.452 | 22.877 | 1'42.423 | 253.5 | 10:43'41.136 |
| 11 | 34.210 | 31.388 | 14.670 | 14.915 | 33.811 | 2'08.994 P | 242.7 | 10:45'50.130 |
| 12 | 9'36.898 | 24.371 | 14.113 | 14.556 | 23.196 | 10'53.134 P | 251.2 | 10:56'43.264 |
| 13 | 28.310 | 23.206 | 14.049 | 14.278 | 22.716 | 1'42.559 | 254.7 | 10:58'25.823 |
| 14 | 37.539 | 24.667 | 14.341 | 14.508 | 23.995 | 1'55.050 | 255.3 | 11:00'20.873 |
| 15 | **27.957** | 22.992 | 13.774 | **13.820** | **22.649** | **1'41.192** | 256.5 | 11:02'02.065 |
| 16 | 39.521 | 23.375 | 13.820 | 13.897 | 22.682 | 1'53.295 | **257.8** | 11:03'55.360 |
| 17 | 34.978 | 25.816 | 14.031 | 14.117 | 22.985 | 1'51.927 | 257.1 | 11:05'47.287 |
| 18 | 28.088 | **22.836** | **13.721** | 14.114 | 22.706 | 1'41.465 | 255.3 | 11:07'28.752 |
| 19 | 35.472 | 30.525 | 23.040 | 16.060 | 30.232 | 2'15.329 | | 11:09'44.081 |

**P = Pits In/Out - C = Lap-Time Cancelled**

These data/results cannot be reproduced, stored and/or transmitted in whole or in part by any manner of electronic, mechanical, photocopying, recording, broadcasting or otherwise now known or herein after developed without the previous express consent by the copyright owner, except for reproduction in daily press and regular printed publications on sale to the public within 60 days of the event related to those data/results and always provided that copyright symbol appears together as follows below.
© DORNA WSBK ORGANIZATION Srl 2016



PIRELLI
Official Tyre Supplier
TISSOT
SWISS WATCHES SINCE 1853
Official Timekeeper

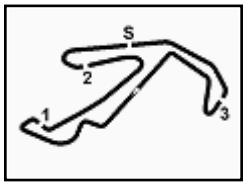


Misano World Circuit 4.226 m

# Riviera di Rimini Round, 17-18-19 June 2016

## World Superbike - Chronological Analysis Free Practice 1st Session



| | | | | | | | | |
|---|---|---|---|---|---|---|---|---|
| *20* | 31.592 | 28.718 | 14.492 | 14.324 | 31.906 | 2'01.032 | 252.3 | 11:11'45.113 |
| *21* | 33.416 | 23.777 | 23.653 | 25.197 | 25.812 | 2'11.855 | | 11:13'56.968 |
| *22* | 43.398 | 23.982 | 15.359 | 14.875 | 23.467 | 2'01.081 | 248.3 | 11:15'58.049 |

**P = Pits In/Out - C = Lap-Time Cancelled**

These data/results cannot be reproduced, stored and/or transmitted in whole or in part by any manner of electronic, mechanical, photocopying, recording, broadcasting or otherwise now known or herein after developed without the previous express consent by the copyright owner, except for reproduction in daily press and regular printed publications on sale to the public within 60 days of the event related to those data/results and always provided that copyright symbol appears together as follows below.
© DORNA WSBK ORGANIZATION Srl 2016



PIRELLI
Official Tyre Supplier
TISSOT
SWISS WATCHES SINCE 1853
Official Timekeeper