

## Riviera di Rimini Round, 17-18-19 June 2016

### World Superbike - Results Warm Up

Misano World Circuit 4.226 m

1 / 2

No.	Rider	Nat	Team	Bike	Time	Gap	Rel.	Laps	Speed	
									Avg	Max
1	66 T. SYKES	GBR	Kawasaki Racing Team	Kawasaki ZX-10R	<b>1'35.007</b>			8	160,131	<b>270,0</b>
2	1 J. REA	GBR	Kawasaki Racing Team	Kawasaki ZX-10R	<b>1'35.127</b>	0.120	0.120	8	159,929	<b>267,3</b>
3	34 D. GIUGLIANO	ITA	Aruba.it Racing - Ducati	Ducati Panigale R	<b>1'35.198</b>	0.191	0.071	9	159,810	<b>270,0</b>
4	7 C. DAVIES	GBR	Aruba.it Racing - Ducati	Ducati Panigale R	<b>1'35.299</b>	0.292	0.101	8	159,641	<b>272,0</b>
5	21 M. REITERBERGER	GER	Althea BMW Racing Team	BMW S1000 RR	<b>1'35.364</b>	0.357	0.065	9	159,532	<b>270,7</b>
6	69 N. HAYDEN	USA	Honda World Superbike Team	Honda CBR1000RR SP	<b>1'35.388</b>	0.381	0.024	8	159,492	<b>273,4</b>
7	81 J. TORRES	ESP	Althea BMW Racing Team	BMW S1000 RR	<b>1'35.395</b>	0.388	0.007	7	159,480	<b>269,3</b>
8	22 A. LOWES	GBR	Pata Yamaha Official WorldSBK Team	Yamaha YZF R1	<b>1'35.703</b>	0.696	0.308	8	158,967	<b>269,3</b>
9	60 M. VAN DER MARK	NED	Honda World Superbike Team	Honda CBR1000RR SP	<b>1'35.749</b>	0.742	0.046	9	158,890	<b>270,0</b>
10	2 L. CAMIER	GBR	MV Agusta Reparto Corse	MV Agusta 1000 F4	<b>1'35.825</b>	0.818	0.076	6	158,764	<b>263,4</b>
11	15 A. DE ANGELIS	RSM	IodaRacing Team	Aprilia RSV4 RF	<b>1'35.863</b>	0.856	0.038	8	158,701	<b>272,7</b>
12	59 N. CANEPA	ITA	Pata Yamaha Official WorldSBK Team	Yamaha YZF R1	<b>1'35.970</b>	0.963	0.107	8	158,525	<b>268,0</b>
13	32 L. SAVADORI	ITA	IodaRacing Team	Aprilia RSV4 RF	<b>1'36.338</b>	1.331	0.368	8	157,919	<b>271,4</b>
14	40 R. RAMOS	ESP	Team GoEleven	Kawasaki ZX-10R	<b>1'36.394</b>	1.387	0.056	8	157,827	<b>268,0</b>
15	13 A. WEST	AUS	Pedercini Racing	Kawasaki ZX-10R	<b>1'36.523</b>	1.516	0.129	7	157,616	<b>267,3</b>
16	25 J. BROOKES	AUS	Milwaukee BMW	BMW S1000 RR	<b>1'36.602</b>	1.595	0.079	8	157,487	<b>269,3</b>
17	56 P. SEBESTYÉN	HUN	Team Tóth	Yamaha YZF R1	<b>1'37.512</b>	2.505	0.910	8	156,018	<b>263,4</b>
18	17 K. ABRAHAM	CZE	Milwaukee BMW	BMW S1000 RR	<b>1'37.844</b>	2.837	0.332	8	155,488	<b>270,0</b>
19	119 P. SZKOEK	POL	Team Tóth	Yamaha YZF R1	<b>1'37.879</b>	2.872	0.035	7	155,433	<b>259,6</b>
20	11 S. AL SULAITI	QAT	Pedercini Racing	Kawasaki ZX-10R	<b>1'38.547</b>	3.540	0.668	8	154,379	<b>262,8</b>
21	9 D. SCHMITTER	SUI	Grillini Racing Team	Kawasaki ZX-10R	<b>1'38.909</b>	3.902	0.362	7	153,814	<b>266,7</b>
22	61 F. MENGHI	ITA	VFT Racing	Ducati Panigale R	<b>1'39.012</b>	4.005	0.103	6	153,654	<b>261,5</b>
23	4 G. VIZZIELLO	ITA	Grillini Racing Team	Kawasaki ZX-10R	<b>1'39.583</b>	4.576	0.571	7	152,773	<b>260,9</b>
24	12 X. FORÉS	ESP	Barni Racing Team	Ducati Panigale R				0		

AIR	Humidity:	63%	Temp:	19°C
TRACK	Condition:	Dry	Temp:	25°C

Lap Record:	2016 T.Sykes	1'34.037	161,780	Km/h
Best Lap:	2015 J.Rea	1'34.720	160,620	Km/h

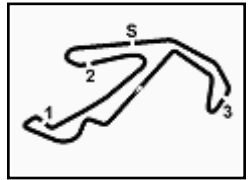
These data/results cannot be reproduced, stored and/or transmitted in whole or in part by any manner of electronic, mechanical, photocopying, recording, broadcasting or otherwise now known or herein after developed without the previous express consent by the copyright owner, except for reproduction in daily press and regular printed publications on sale to the public within 60 days of the event related to those data/results and always provided that copyright symbol appears together as follows below.

© DORNA WSBK ORGANIZATION Srl 2016

19/06/2016	Start	End	The results are provisional until the end of the time limit for protests and appeals and the completion of the technical checks.
	09:25	09:41	

FCR PERDICI TUNING





## Riviera di Rimini Round, 17-18-19 June 2016

### World Superbike - Results Warm Up

#### Session Highlights

09.25.02		Start
09.26.13	Forés	Technical Problem - Turn 4
09.26.18	Forés	Re-joined
09.27.25	Forés	Technical Problem - Turn 8
09.28.42	Davies	Time Deleted - Exit Track Limits Turn 11
09.31.35	van der Mark	Time Deleted - Exit Track Limits Turn 11
09.31.40	Loves	Time Deleted - Exit Track Limits Turn 6
09.31.50	Abraham	Time Deleted - Exit Track Limits Turn 6
09.33.06	van der Mark	Time Deleted - Exit Track Limits Turn 11
09.33.52	Szkopek	Time Deleted - Exit Track Limits Turn 11
09.34.08	Ramos	Time Deleted - Exit Track Limits Turn 6
09.34.45	Ramos	Time Deleted - Exit Track Limits Turn 11
09.35.47	Ramos	Time Deleted - Exit Track Limits Turn 6
09.36.25	Brookes	On the Gravel - Re-Joined - Turn 13
09.37.39		DROPS of RAIN in Sector 4
09.38.54	De Angelis	Time Deleted - Exit Track Limits Turn 6
09.39.27	Torres	Crashed - Turn 8
09.41.31	Torres	Medical Center
09.41.58		End Of Session

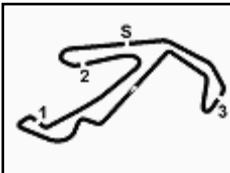
#### Fastest Laps Sequence

No.	Rider	Nat	Team	Bike	Local Time	Time	Gap	Avg
1	J. REA	GBR	Kawasaki Racing Team	Kawasaki ZX-10R	09:28'26.268	<b>1'36.533</b>		157,600
34	D. GIUGLIANO	ITA	Aruba.it Racing - Ducati	Ducati Panigale R	09:28'27.792	<b>1'36.349</b>	-0.184	157,901
1	J. REA	GBR	Kawasaki Racing Team	Kawasaki ZX-10R	09:30'02.061	<b>1'35.793</b>	-0.556	158,817
34	D. GIUGLIANO	ITA	Aruba.it Racing - Ducati	Ducati Panigale R	09:30'03.360	<b>1'35.568</b>	-0.225	159,191
7	C. DAVIES	GBR	Aruba.it Racing - Ducati	Ducati Panigale R	09:30'27.484	<b>1'35.315</b>	-0.253	159,614
34	D. GIUGLIANO	ITA	Aruba.it Racing - Ducati	Ducati Panigale R	09:31'38.566	<b>1'35.206</b>	-0.109	159,797
1	J. REA	GBR	Kawasaki Racing Team	Kawasaki ZX-10R	09:33'12.786	<b>1'35.189</b>	-0.017	159,825
1	J. REA	GBR	Kawasaki Racing Team	Kawasaki ZX-10R	09:36'23.114	<b>1'35.127</b>	-0.062	159,929
66	T. SYKES	GBR	Kawasaki Racing Team	Kawasaki ZX-10R	09:37'13.957	<b>1'35.007</b>	-0.120	160,131

These data/results cannot be reproduced, stored and/or transmitted in whole or in part by any manner of electronic, mechanical, photocopying, recording, broadcasting or otherwise now known or herein after developed without the previous express consent by the copyright owner, except for reproduction in daily press and regular printed publications on sale to the public within 60 days of the event related to those data/results and always provided that copyright symbol appears together as follows below.

© DORNA WSBK ORGANIZATION Srl 2016

Start	End	The results are provisional until the end of the time limit for protests and appeals
19/06/2016 09:25	09:41	and the completion of the technical checks.



## Riviera di Rimini Round, 17-18-19 June 2016 World Superbike - Best Sector & Speed Warm Up

Misano World Circuit 4.226 m

### Best Lap

1	66 T. SYKES	Kawasaki ZX-10R	1'35.007
2	1 J. REA	Kawasaki ZX-10R	1'35.127
3	34 D. GIUGLIANO	Ducati Panigale R	1'35.198
4	7 C. DAVIES	Ducati Panigale R	1'35.299
5	21 M. REITERBERGER	BMW S1000 RR	1'35.364
6	69 N. HAYDEN	Honda CBR1000RR SP	1'35.388
7	81 J. TORRES	BMW S1000 RR	1'35.395
8	22 A. LOWES	Yamaha YZF R1	1'35.703
9	60 M. VAN DER MARK	Honda CBR1000RR SP	1'35.749
10	2 L. CAMIER	MV Austa 1000 F4	1'35.825
11	15 A. DE ANGELIS	Aprilia RSV4 RF	1'35.863
12	59 N. CANEPA	Yamaha YZF R1	1'35.970
13	32 L. SAVADORI	Aprilia RSV4 RF	1'36.338
14	40 R. RAMOS	Kawasaki ZX-10R	1'36.394
15	13 A. WEST	Kawasaki ZX-10R	1'36.523
16	25 J. BROOKES	BMW S1000 RR	1'36.602
17	56 P. SEBESTYÉN	Yamaha YZF R1	1'37.512
18	17 K. ABRAHAM	BMW S1000 RR	1'37.844
19	119 P. SZKOPEK	Yamaha YZF R1	1'37.879
20	11 S. AL SULAITI	Kawasaki ZX-10R	1'38.547
21	9 D. SCHMITTER	Kawasaki ZX-10R	1'38.909
22	61 F. MENGHI	Ducati Panigale R	1'39.012
23	4 G. VIZZIELLO	Kawasaki ZX-10R	1'39.583
24	12 X. FORÉS	Ducati Panigale R	

### Best Sector & Speed

1	69 N. HAYDEN	Honda CBR1000RR SP	273.4
2	15 A. DE ANGELIS	Aprilia RSV4 RF	272.7
3	7 C. DAVIES	Ducati Panigale R	272.0
4	32 L. SAVADORI	Aprilia RSV4 RF	271.4
5	21 M. REITERBERGER	BMW S1000 RR	270.7
6	34 D. GIUGLIANO	Ducati Panigale R	270.0
7	60 M. VAN DER MARK	Honda CBR1000RR SP	270.0
8	17 K. ABRAHAM	BMW S1000 RR	270.0
9	66 T. SYKES	Kawasaki ZX-10R	270.0
10	22 A. LOWES	Yamaha YZF R1	269.3
11	81 J. TORRES	BMW S1000 RR	269.3
12	25 J. BROOKES	BMW S1000 RR	269.3
13	59 N. CANEPA	Yamaha YZF R1	268.0
14	40 R. RAMOS	Kawasaki ZX-10R	268.0
15	13 A. WEST	Kawasaki ZX-10R	267.3
16	1 J. REA	Kawasaki ZX-10R	267.3
17	9 D. SCHMITTER	Kawasaki ZX-10R	266.7
18	2 L. CAMIER	MV Austa 1000 F4	263.4
19	56 P. SEBESTYÉN	Yamaha YZF R1	263.4
20	11 S. AL SULAITI	Kawasaki ZX-10R	262.8
21	61 F. MENGHI	Ducati Panigale R	261.5
22	4 G. VIZZIELLO	Kawasaki ZX-10R	260.9
23	119 P. SZKOPEK	Yamaha YZF R1	259.6

Seg. 1		Seg. 2		Seg. 3		Seg. 4		Seg. 5			
1	1 J. REA	26.176	1	7 C. DAVIES	21.340	1	66 T. SYKES	12.945	1	66 T. SYKES	21.264
2	34 D. GIUGLIANO	26.346	2	34 D. GIUGLIANO	21.362	2	69 N. HAYDEN	13.000	2	7 C. DAVIES	21.280
3	66 T. SYKES	26.441	3	81 J. TORRES	21.456	3	22 A. LOWES	13.037	3	34 D. GIUGLIANO	21.283
4	81 J. TORRES	26.443	4	21 M. REITERBERG	21.486	4	21 M. REITERBERG	13.059	4	1 J. REA	21.374
5	21 M. REITERBERG	26.443	5	66 T. SYKES	21.492	5	34 D. GIUGLIANO	13.071	5	69 N. HAYDEN	21.378
6	2 L. CAMIER	26.450	6	69 N. HAYDEN	21.534	6	81 J. TORRES	13.091	6	81 J. TORRES	21.391
7	7 C. DAVIES	26.461	7	1 J. REA	21.582	7	1 J. REA	13.099	7	32 L. SAVADORI	21.459
8	60 M. VAN DER MAR	26.492	8	60 M. VAN DER MAR	21.625	8	15 A. DE ANGELIS	13.137	8	60 M. VAN DER MAR	21.504
9	15 A. DE ANGELIS	26.523	9	32 L. SAVADORI	21.644	9	13 A. WEST	13.156	9	21 M. REITERBERG	21.532
10	22 A. LOWES	26.533	10	25 J. BROOKES	21.654	10	60 M. VAN DER MAR	13.159	10	59 N. CANEPA	21.536
11	69 N. HAYDEN	26.556	11	2 L. CAMIER	21.672	11	25 J. BROOKES	13.173	11	15 A. DE ANGELIS	21.536
12	59 N. CANEPA	26.588	12	22 A. LOWES	21.676	12	7 C. DAVIES	13.177	12	2 L. CAMIER	21.540
13	32 L. SAVADORI	26.630	13	59 N. CANEPA	21.714	13	32 L. SAVADORI	13.225	13	22 A. LOWES	21.544
14	40 R. RAMOS	26.693	14	15 A. DE ANGELIS	21.718	14	59 N. CANEPA	13.236	14	13 A. WEST	21.572
15	13 A. WEST	26.865	15	40 R. RAMOS	21.756	15	2 L. CAMIER	13.247	15	40 R. RAMOS	21.621
16	56 P. SEBESTYÉN	26.879	16	13 A. WEST	21.850	16	40 R. RAMOS	13.256	16	25 J. BROOKES	21.702
17	25 J. BROOKES	26.942	17	17 K. ABRAHAM	22.047	17	119 P. SZKOPEK	13.378	17	56 P. SEBESTYÉN	21.754
18	119 P. SZKOPEK	27.094	18	56 P. SEBESTYÉN	22.064	18	56 P. SEBESTYÉN	13.408	18	119 P. SZKOPEK	22.000
19	17 K. ABRAHAM	27.101	19	119 P. SZKOPEK	22.066	19	11 S. AL SULAITI	13.424	19	61 F. MENGHI	22.025
20	11 S. AL SULAITI	27.174	20	11 S. AL SULAITI	22.306	20	17 K. ABRAHAM	13.463	20	11 S. AL SULAITI	22.112
21	9 D. SCHMITTER	27.269	21	4 G. VIZZIELLO	22.343	21	9 D. SCHMITTER	13.495	21	17 K. ABRAHAM	22.138
22	61 F. MENGHI	27.328	22	61 F. MENGHI	22.406	22	4 G. VIZZIELLO	13.507	22	9 D. SCHMITTER	22.139
23	4 G. VIZZIELLO	27.559	23	9 D. SCHMITTER	22.425	23	61 F. MENGHI	13.631	23	4 G. VIZZIELLO	22.377

19/06/2016

These data/results cannot be reproduced, stored and/or transmitted in whole or in part by any manner of electronic, mechanical, photocopying, recording, broadcasting or otherwise now known or herein after developed without the previous express consent by the copyright owner, except for reproduction in daily press and regular printed publications on sale to the public within 60 days of the event related to those data/results and always provided that copyright symbol appears together as follows below.

© DORNA WSBK ORGANIZATION Srl 2016

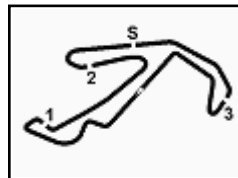
FIGR PERGOIA TIMING



Official Tyre Supplier



Official Timekeeper



## Riviera di Rimini Round, 17-18-19 June 2016

### World Superbike - Ideal Times Warm Up

Misano World Circuit 4.226 m

1 / 1

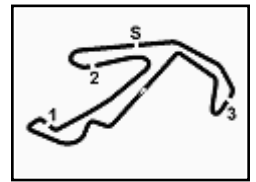
No. Rider	Nat	Bike	Seg. 1 Diff. 1	Seg. 2 Diff. 2	Seg. 3 Diff. 3	Seg. 4 Diff. 4	Seg. 5 Diff. 5	Ideal Time Best Lap	Pos.	Diff.
1 1 J. REA	GBR	Kawasaki ZX-10R	26.176 0.150	21.582	13.099 0.029	12.710 0.007	21.374	1'34.941 1'35.127	3	0.186
2 66 T. SYKES	GBR	Kawasaki ZX-10R	26.441 0.023	21.492	12.945	12.824 0.006	21.264 0.012	1'34.966 1'35.007	2	0.041
3 34 D. GIUGLIANO	ITA	Ducati Panigale R	26.346 0.012	21.362 0.169	13.071	12.955	21.283	1'35.017 1'35.198	4	0.181
4 7 C. DAVIES	GBR	Ducati Panigale R	26.461 0.111	21.340	13.177 0.057	12.873	21.280	1'35.131 1'35.299	5	0.168
5 81 J. TORRES	ESP	BMW S1000 RR	26.443 0.058	21.456	13.091 0.120	12.797 0.039	21.391	1'35.178 1'35.395	8	0.217
6 21 M. REITERBERGER	GER	BMW S1000 RR	26.443	21.486	13.059 0.020	12.714 0.033	21.532 0.077	1'35.234 1'35.364	6	0.130
7 69 N. HAYDEN	USA	Honda CBR1000RR SP	26.556 0.043	21.534 0.025	13.000 0.010	12.842	21.378	1'35.310 1'35.388	7	0.078
8 22 A. LOWES	GBR	Yamaha YZF R1	26.533	21.676	13.037 0.111	12.802	21.544	1'35.592 1'35.703	9	0.111
9 60 M. VAN DER MARK	NED	Honda CBR1000RR SP	26.492	21.625	13.159 0.043	12.824 0.102	21.504	1'35.604 1'35.749	10	0.145
10 2 L. CAMIER	GBR	MV Agusta 1000 F4	26.450	21.672	13.247 0.026	12.890	21.540	1'35.799 1'35.825	11	0.026
11 15 A. DE ANGELIS	RSM	Aprilia RSV4 RF	26.523	21.718	13.137	12.936	21.536 0.013	1'35.850 1'35.863	12	0.013
12 59 N. CANEPA	ITA	Yamaha YZF R1	26.588 0.027	21.714	13.236 0.002	12.867	21.536	1'35.941 1'35.970	13	0.029
13 32 L. SAVADORI	ITA	Aprilia RSV4 RF	26.630 0.300	21.644 0.008	13.225	13.072	21.459	1'36.030 1'36.338	14	0.308
14 40 R. RAMOS	ESP	Kawasaki ZX-10R	26.693 0.086	21.756	13.256 0.003	12.963	21.621 0.016	1'36.289 1'36.394	15	0.105
15 13 A. WEST	AUS	Kawasaki ZX-10R	26.865 0.030	21.850 0.002	13.156 0.027	13.021	21.572	1'36.464 1'36.523	16	0.059
16 25 J. BROOKES	AUS	BMW S1000 RR	26.942	21.654 0.072	13.173	13.014	21.702 0.045	1'36.485 1'36.602	17	0.117
17 56 P. SEBESTYÉN	HUN	Yamaha YZF R1	26.879	22.064	13.408	13.362	21.754 0.045	1'37.467 1'37.512	18	0.045
18 17 K. ABRAHAM	CZE	BMW S1000 RR	27.101	22.047	13.463 0.048	12.841	22.138 0.206	1'37.590 1'37.844	19	0.254
19 119 P. SZKOPEK	POL	Yamaha YZF R1	27.094	22.066 0.119	13.378	13.213	22.000 0.009	1'37.751 1'37.879	20	0.128
20 11 S. AL SULAITI	QAT	Kawasaki ZX-10R	27.174	22.306	13.424	13.524	22.112 0.007	1'38.540 1'38.547	21	0.007
21 9 D. SCHMITTER	SUI	Kawasaki ZX-10R	27.269	22.425 0.058	13.495	13.315 0.067	22.139 0.141	1'38.643 1'38.909	22	0.266
22 61 F. MENGHI	ITA	Ducati Panigale R	27.328	22.406 0.124	13.631	13.325 0.130	22.025 0.043	1'38.715 1'39.012	23	0.297
23 4 G. VIZZIELLO	ITA	Kawasaki ZX-10R	27.559 0.047	22.343	13.507	13.575	22.377 0.175	1'39.361 1'39.583	24	0.222
<b>Overall Ideal Time</b>			26.176	21.340	12.945	12.710	21.264	1'34.435		

19/06/2016

These data/results cannot be reproduced, stored and/or transmitted in whole or in part by any manner of electronic, mechanical, photocopying, recording, broadcasting or otherwise now known or herein after developed without the previous express consent by the copyright owner, except for reproduction in daily press and regular printed publications on sale to the public within 60 days of the event related to those data/results and always provided that copyright symbol appears together as follows below.  
© DORNA WSBK ORGANIZATION Srl 2016

PIRELLI PERGOIA TUNING





## Riviera di Rimini Round, 17-18-19 June 2016 World Superbike - Chronological Analysis Warm Up

Misano World Circuit 4.226 m

1 / 2

1° 66 T. SYKES (1'35.007)								
Lap	Seg. 1	Seg. 2	Seg. 3	Seg. 4	Seg. 5	Lap Time	km/h	Local Time
1	26.920	24.155	13.745	13.819	22.054	265.4	9:27'34.602	
2	26.881	21.737	13.098	13.162	21.509	1'36.387	268.7	9:30'48.900
3	26.549	21.618	13.039	12.969	21.264	1'35.439	268.7	9:32'24.339
4	<b>26.441</b>	21.560	13.049	<b>12.824</b>	21.359	1'35.233	268.7	9:33'59.572
5	27.117	22.043	14.424	13.787	22.007	1'39.378	262.1	9:35'38.950
6	26.464	<b>21.492</b>	<b>12.945</b>	12.830	21.276	<b>1'35.007</b>	<b>270.0</b>	9:37'13.957
7	26.914	21.671	13.160	13.931	21.664	1'37.340	266.7	9:38'51.297
8	26.511	22.337	13.657	13.900	22.049	1'38.454	263.4	9:40'29.751

2° 1 J. REA (1'35.127)								
Lap	Seg. 1	Seg. 2	Seg. 3	Seg. 4	Seg. 5	Lap Time	km/h	Local Time
1	26.861	23.571	13.607	14.173	22.081	266.0	9:26'49.735	
2	26.456	21.775	13.289	12.814	21.459	1'35.793	266.0	9:28'26.288
3	26.368	21.656	13.251	12.813	21.448	1'35.536	266.0	9:31'37.597
4	26.249	21.637	13.123	12.796	21.384	1'35.189	266.0	9:33'12.786
5	<b>26.176</b>	21.709	<b>13.099</b>	12.772	21.445	1'35.201	<b>267.3</b>	9:34'47.987
6	26.326	<b>21.582</b>	13.128	12.717	<b>21.374</b>	<b>1'35.127</b>	266.0	9:36'23.114
7	26.451	21.688	13.347	<b>12.710</b>	21.449	1'35.645	264.7	9:37'58.759
8	29.377	25.912	13.450	13.328	29.360	1'51.427 P	<b>267.3</b>	9:39'50.186

3° 34 D. GIUGLIANO (1'35.198)								
Lap	Seg. 1	Seg. 2	Seg. 3	Seg. 4	Seg. 5	Lap Time	km/h	Local Time
1	26.670	23.237	13.600	13.993	24.572	263.4	9:26'51.443	
2	26.627	21.674	13.252	13.218	21.535	1'36.349	<b>270.0</b>	9:28'27.792
3	26.387	21.392	13.235	13.021	21.293	1'35.568	268.0	9:30'03.360
4	<b>26.346</b>	21.404	13.088	13.042	21.285	1'35.206	<b>270.0</b>	9:31'38.566
5	26.358	21.515	13.079	12.980	21.395	1'35.315	<b>270.0</b>	9:33'13.881
6	26.381	21.531	<b>13.071</b>	<b>12.955</b>	<b>21.283</b>	<b>1'35.198</b>	269.3	9:34'49.079
7	26.779	<b>21.362</b>	13.177	14.271	25.215	1'40.406	<b>270.0</b>	9:36'29.485
8	26.419	21.392	13.200	12.990	21.428	1'35.789	268.0	9:38'05.274
9	26.610	21.424	13.236	13.055	21.435	1'35.760	265.4	9:39'41.034
9	26.419	21.470	13.203	12.958	21.437	1'35.487	266.7	9:41'16.521

4° 7 C. DAVIES (1'35.299)								
Lap	Seg. 1	Seg. 2	Seg. 3	Seg. 4	Seg. 5	Lap Time	km/h	Local Time
1	27.030	23.105	14.917	14.373	22.571	241.6	9:27'15.428	
2	<b>26.461</b>	21.942	13.256	13.130	21.383	1'36.741 C	269.3	9:28'52.169
3	26.523	21.386	13.186	12.985	21.297	1'35.315	270.0	9:30'27.484
4	26.523	21.866	13.189	13.060	21.288	1'35.926	271.4	9:32'03.410
5	26.510	21.472	13.221	13.068	21.364	1'35.635	270.0	9:33'39.045
6	26.966	21.450	<b>13.177</b>	13.050	21.299	1'35.942	268.7	9:35'14.987
7	26.572	<b>21.340</b>	13.234	<b>12.873</b>	<b>21.280</b>	<b>1'35.299</b>	270.0	9:36'50.286
8	29.323	23.705	13.319	13.768	24.544	1'44.659	<b>272.0</b>	9:38'34.945
8	26.569	21.564	13.257	12.936	21.346	1'35.672	269.3	9:40'10.617

5° 21 M. REITERBERGER (1'35.364)								
Lap	Seg. 1	Seg. 2	Seg. 3	Seg. 4	Seg. 5	Lap Time	km/h	Local Time
1	27.030	23.105	14.917	14.373	22.571	241.6	9:27'15.428	
2	<b>26.461</b>	21.942	13.256	13.130	21.383	1'36.741 C	269.3	9:28'52.169
3	26.523	21.386	13.186	12.985	21.297	1'35.315	270.0	9:30'27.484
4	26.523	21.866	13.189	13.060	21.288	1'35.926	271.4	9:32'03.410
5	26.510	21.472	13.221	13.068	21.364	1'35.635	270.0	9:33'39.045
6	26.966	21.450	<b>13.177</b>	13.050	21.299	1'35.942	268.7	9:35'14.987
7	26.572	<b>21.340</b>	13.234	<b>12.873</b>	<b>21.280</b>	<b>1'35.299</b>	270.0	9:36'50.286
8	29.323	23.705	13.319	13.768	24.544	1'44.659	<b>272.0</b>	9:38'34.945
8	26.569	21.564	13.257	12.936	21.346	1'35.672	269.3	9:40'10.617

6° 69 N. HAYDEN (1'35.388)								
Lap	Seg. 1	Seg. 2	Seg. 3	Seg. 4	Seg. 5	Lap Time	km/h	Local Time
1	27.584	25.394	14.591	14.241	25.456	250.0	9:27'10.765	
2	26.608	22.454	13.293	13.312	21.888	1'38.531	269.3	9:28'49.296
3	<b>26.556</b>	21.716	13.110	13.255	21.794	1'36.483	272.7	9:30'25.779
4	27.654	21.692	<b>13.000</b>	12.991	21.613	1'35.852	270.0	9:32'01.631
5	27.654	22.710	13.186	13.204	21.685	1'38.439	268.7	9:33'40.070
6	26.599	21.559	13.010	<b>12.842</b>	<b>21.378</b>	<b>1'35.388</b>	270.7	9:35'15.458
7	26.596	<b>21.534</b>	13.034	12.878	21.445	1'35.487	270.0	9:36'50.945
8	26.888	21.871	13.139	13.433	21.938	1'37.269	<b>273.4</b>	9:38'28.214
8	26.916	21.718	13.137	13.064	21.845	1'36.680	268.7	9:40'04.894

7° 81 J. TORRES (1'35.395)								
Lap	Seg. 1	Seg. 2	Seg. 3	Seg. 4	Seg. 5	Lap Time	km/h	Local Time
1	27.584	25.394	14.591	14.241	25.456	250.0	9:27'10.765	
2	26.608	22.454	13.293	13.312	21.888	1'38.531	269.3	9:28'49.296
3	<b>26.556</b>	21.716	13.110	13.255	21.794	1'36.483	272.7	9:30'25.779
4	27.654	21.692	<b>13.000</b>	12.991	21.613	1'35.852	270.0	9:32'01.631
5	27.654	22.710	13.186	13.204	21.685	1'38.439	268.7	9:33'40.070
6	26.599	21.559	13.010	<b>12.842</b>	<b>21.378</b>	<b>1'35.388</b>	270.7	9:35'15.458
7	26.596	<b>21.534</b>	13.034	12.878	21.445	1'35.487	270.0	9:36'50.945
8	26.888	21.871	13.139	13.433	21.938	1'37.269	<b>273.4</b>	9:38'28.214
8	26.916	21.718	13.137	13.064	21.845	1'36.680	268.7	9:40'04.894

P = Pits In/Out - C = Lap-Time Cancelled

These data/results cannot be reproduced, stored and/or transmitted in whole or in part by any manner of electronic, mechanical, photocopying, recording, broadcasting or otherwise now known or herein after developed without the previous express consent by the copyright owner, except for reproduction in daily press and regular printed publications on sale to the public within 60 days of the event related to those data/results and always provided that copyright symbol appears together as follows below.

© DORNA WSBK ORGANIZATION Srl 2016

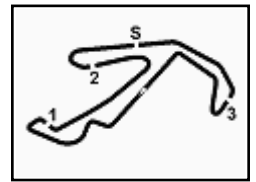
1	27.789	24.073	14.566	13.956	23.266	246.6	9:27'14.454	
2	26.538	22.625	13.294	12.934	21.524	1'38.166	264.1	9:28'52.620
3	<b>26.443</b>	21.626	<b>13.091</b>	<b>12.797</b>	21.438	1'35.532	268.7	9:30'28.152
4	26.469	21.665	13.136	13.304	21.435	1'35.944	<b>269.3</b>	9:32'04.096
5	26.822	21.665	13.296	13.003	21.634	1'36.067	<b>269.3</b>	9:33'40.163
6	26.501	21.732	13.141	12.942	21.427	1'36.064	268.7	9:35'16.227
7	26.670	<b>21.456</b>	13.211	12.836	<b>21.391</b>	<b>1'35.395</b>	268.7	9:36'51.622
		21.624	13.298	13.401	21.950	1'36.943	<b>269.3</b>	9:38'28.565

8° 22 A. LOWES (1'35.703)								
Lap	Seg. 1	Seg. 2	Seg. 3	Seg. 4	Seg. 5	Lap Time	km/h	Local Time
1	26.977	25.099	15.163	14.191	31.897	253.5	9:27'18.934	
2	26.737	21.947	13.284	12.910	21.673	1'36.791	262.1	9:28'55.725
3	26.674	21.874	13.106	12.854	21.561	1'36.132	262.8	9:30'31.857
4	26.674	21.759	13.206	12.879	21.654	1'36.172 C	260.2	9:32'08.029
5	27.489	21.760	13.064	12.923	21.563	1'36.799	265.4	9:33'44.828
6	26.838	21.785	13.178	12.931	21.627	1'36.359	267.3	9:35'21.187
7	26.657	21.862	<b>13.037</b>	12.828	21.766	1'36.150	<b>269.3</b>	9:36'57.337
8	<b>26.533</b>	<b>21.676</b>	13.148	<b>12.802</b>	<b>21.544</b>	<b>1'35.703</b>	264.7	9:38'33.040
8	26.599	22.647	14.620	12.969	21.691	1'38.526	266.0	9:40'11.566

9° 60 M. VAN DER MARK (1'35.749)								
Lap	Seg. 1	Seg. 2	Seg. 3	Seg. 4	Seg. 5	Lap Time	km/h	Local Time
1	26.745	22.953	13.548	13.438	22.347	266.7	9:26'55.901	
2	26.539	21.729	13.201	13.407	21.664	1'36.746	268.7	9:28'32.647
3	26.917	21.909	13.239	13.111	21.570	1'36.368	<b>270.0</b>	9:30'09.015
4	26.545	21.618	13.143	12.980	21.709	1'36.367 C	268.7	9:31'45.382
5	26.545	21.658	13.212	13.048	21.553	1'36.016 C	266.7	9:33'21.398
6	<b>26.492</b>	<b>21.625</b>	13.202	12.926	<b>21.504</b>	<b>1'35.749</b>	267.3	9:34'57.147
7	26.651	21.652	<b>13.159</b>	12.941	21.679	1'36.082	266.7	9:36'33.229
8	26.634	21.660	13.293	<b>12.824</b>	21.759	1'36.170	266.7	9:38'09.399
9	26.637	21.853	13.420	13.270	21.715	1'36.895	267.3	9:39'46.294
9	26.758	21.743	13.392	13.137	21.783	1'36.813	264.1	9:41'23.107

10° 2 L. CAMIER (1'35.825)								
Lap	Seg. 1	Seg. 2	Seg. 3	Seg. 4	Seg. 5	Lap Time	km/h	Local Time
1	27.711	24.347	14.454	13.802	23.180	248.3	9:26'56.545	
2	26.608	23.021	14.154	13.864	21.863	1'40.613	223.6	9:28'37.158
3	26.935	21.776	<b>13.247</b>	12.999	21.673	1'36.303	<b>263.4</b>	9:30'13.461
4	2'24.078	21.804	13.290	12.978	26.316	1'41.323 P	<b>263.4</b>	9:31'54.784
5	<b>26.450</b>	23						





## Riviera di Rimini Round, 17-18-19 June 2016 World Superbike - Chronological Analysis Warm Up

Misano World Circuit 4.226 m

2 / 2

7	29.569	24.596	13.738	13.288	24.666	1'45.857	264.7	9:38'29.369
8	27.045	23.327	20.830	14.290	22.303	1'47.795	234.3	9:40'17.164

14° 40 R. RAMOS (1'36.394)								
Lap	Seg. 1	Seg. 2	Seg. 3	Seg. 4	Seg. 5	Lap Time	km/h	Local Time
		23.551	13.611	14.343	23.090		265.4	9:26'53.671
1	27.548	22.487	13.488	13.224	21.750	1'38.497	266.7	9:28'32.168
2	<b>26.693</b>	22.095	13.261	13.097	21.651	1'36.797	266.7	9:30'08.965
3	27.176	21.917	<b>13.256</b>	<b>13.045</b>	<b>21.621</b>	1'37.015	<b>268.0</b>	9:31'45.980
4	26.779	<b>21.756</b>	<b>13.259</b>	<b>12.963</b>	21.637	<b>1'36.394</b>	266.0	9:33'22.374
5	29.263	21.936	13.223	13.005	21.553	1'38.980 C	266.7	9:35'01.354
6	26.646	21.860	13.182	12.917	26.858	1'41.463 C	266.7	9:36'42.817
7	26.936	23.802	16.725	13.656	25.757	1'46.876	231.8	9:38'29.693
8	26.915	23.938	18.940	15.584	22.208	1'47.585		9:40'17.278

15° 13 A. WEST (1'36.523)								
Lap	Seg. 1	Seg. 2	Seg. 3	Seg. 4	Seg. 5	Lap Time	km/h	Local Time
		24.499	14.450	14.649	29.807		252.3	9:27'06.478
1	58.050	22.981	13.670	13.713	22.394	2'10.808 P	<b>267.3</b>	9:29'17.286
2	27.053	21.952	13.292	13.143	21.812	1'37.252	264.7	9:30'54.538
3	27.084	<b>21.850</b>	<b>13.156</b>	13.039	21.604	1'36.733	<b>267.3</b>	9:32'31.271
4	26.895	21.852	13.183	<b>13.021</b>	<b>21.572</b>	<b>1'36.523</b>	264.7	9:34'07.794
5	26.901	21.880	13.232	13.094	21.740	1'36.847	266.0	9:35'44.641
6	<b>26.865</b>	21.913	13.317	13.222	21.836	1'37.153	266.0	9:37'21.794
7	30.584	22.865	13.523	13.542	28.247	1'48.761 P	264.1	9:39'10.555

16° 25 J. BROOKES (1'36.602)								
Lap	Seg. 1	Seg. 2	Seg. 3	Seg. 4	Seg. 5	Lap Time	km/h	Local Time
		22.892	13.638	13.850	22.214		265.4	9:26'50.224
1	27.554	22.256	13.286	13.335	21.813	1'38.244	268.7	9:28'28.468
2	27.374	21.888	13.264	13.294	<b>21.702</b>	1'37.522	268.0	9:30'05.990
3	27.085	21.801	13.318	13.264	21.753	1'37.221	264.1	9:31'43.211
4	27.075	21.779	13.238	13.192	21.758	1'37.042	268.7	9:33'20.253
5	<b>26.942</b>	21.726	<b>13.173</b>	<b>13.014</b>	21.747	<b>1'36.602</b>	268.0	9:34'56.855
6	27.250	<b>21.654</b>	13.217			1'52.675	<b>269.3</b>	9:36'49.530
7	28.185	21.814	13.281	13.612	22.062	1'38.954	267.3	9:38'28.484
8	27.656	24.185	22.197	22.912	36.697	2'13.647 P		9:40'42.131

17° 56 P. SEBESTYÉN (1'37.512)								
Lap	Seg. 1	Seg. 2	Seg. 3	Seg. 4	Seg. 5	Lap Time	km/h	Local Time
		24.721	14.424	14.510	24.749		259.0	9:27'01.152
1	28.010	22.565	13.630	13.443	22.036	1'39.684	261.5	9:28'40.836
2	31.378	24.078	13.691	13.655	22.493	1'45.295	258.4	9:30'26.131
3	27.394	22.309	13.508	13.968	22.049	1'39.228	<b>263.4</b>	9:32'05.359
4	27.141	22.256	13.532	13.562	21.925	1'38.416	260.9	9:33'43.775
5	35.376	23.027	13.581	13.563	<b>21.754</b>	1'47.301	261.5	9:35'31.076
6	<b>26.879</b>	<b>22.064</b>	<b>13.408</b>	<b>13.362</b>	21.799	1'37.512	261.5	9:37'08.588
7	27.217	27.092	20.253	15.470	25.189	1'55.221	209.3	9:39'03.809
8	27.269	24.964	14.137	14.295	23.898	1'44.563	255.9	9:40'48.372

18° 17 K. ABRAHAM (1'37.844)								
Lap	Seg. 1	Seg. 2	Seg. 3	Seg. 4	Seg. 5	Lap Time	km/h	Local Time
		24.968	14.414	14.210	23.982		259.0	9:26'59.555
1	28.338	22.760	13.848	13.297	22.665	1'40.908	264.7	9:28'40.463
2	27.781	22.463	14.447	14.026	24.056	1'42.773	238.9	9:30'23.236
3	27.168	22.452	13.569	12.978	22.290	1'38.457 C	265.4	9:32'01.693
4	27.897	22.540	13.694	13.071	<b>22.138</b>	1'39.340	269.3	9:33'41.033
5	27.146	22.424	<b>13.463</b>	13.035	22.536	1'38.604	<b>270.0</b>	9:35'19.637
6	<b>27.101</b>	<b>22.047</b>	13.511	<b>12.841</b>	22.344	1'37.844	266.7	9:36'57.481
7	27.224	24.844	19.369	18.501	34.657	2'04.595		9:39'02.076
8	27.598	22.324	13.651	13.064	22.371	1'39.008	264.7	9:40'41.084

19° 119 P. SZKOPEK (1'37.879)								
Lap	Seg. 1	Seg. 2	Seg. 3	Seg. 4	Seg. 5	Lap Time	km/h	Local Time
		24.007	14.358	14.406	22.685		248.8	9:27'30.502
1	29.080	23.292	13.660	14.388	22.229	1'42.649	249.4	9:29'13.151
2	27.442	22.776	13.482	13.380	22.040	1'39.120	258.4	9:30'52.271
3	27.427	22.370	13.400	13.424	<b>22.000</b>	1'38.621	<b>259.6</b>	9:32'30.892
4	27.524	22.163	13.340	13.334	22.028	1'38.389 C	<b>259.6</b>	9:34'09.281
5	27.179	<b>22.066</b>	13.405	13.246	22.015	1'37.911	259.0	9:35'47.192
6	<b>27.094</b>	22.185	<b>13.378</b>	<b>13.213</b>	22.009	1'37.879	<b>259.6</b>	9:37'25.071
7	29.573	23.374	14.762	14.639	31.879	1'54.227 P	229.3	9:39'19.298

20° 11 S. AL SULAITI (1'38.547)								
Lap	Seg. 1	Seg. 2	Seg. 3	Seg. 4	Seg. 5	Lap Time	km/h	Local Time
		23.533	13.787	14.133	22.919		259.6	9:27'02.014
1	27.580	22.627	13.531	13.688	22.337	1'39.763	262.1	9:28'41.777

P = Pits In/Out - C = Lap-Time Cancelled

These data/results cannot be reproduced, stored and/or transmitted in whole or in part by any manner of electronic, mechanical, photocopying, recording, broadcasting or otherwise now known or herein after developed without the previous express consent by the copyright owner, except for reproduction in daily press and regular printed publications on sale to the public within 60 days of the event related to those data/results and always provided that copyright symbol appears together as follows below.

© DORNA WSBK ORGANIZATION Srl 2016

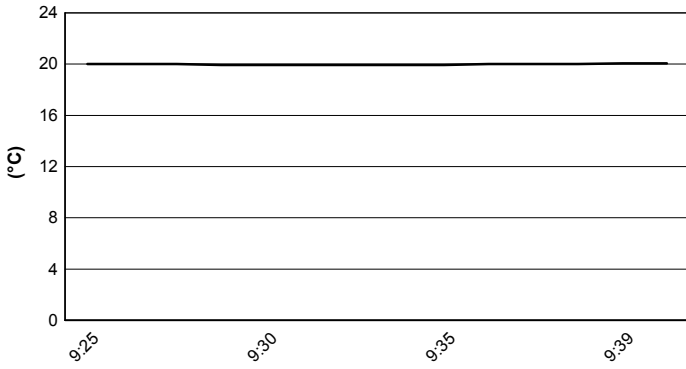
## Riviera di Rimini Round, 17-18-19 June 2016

### World Superbike - Weather Report Warm Up

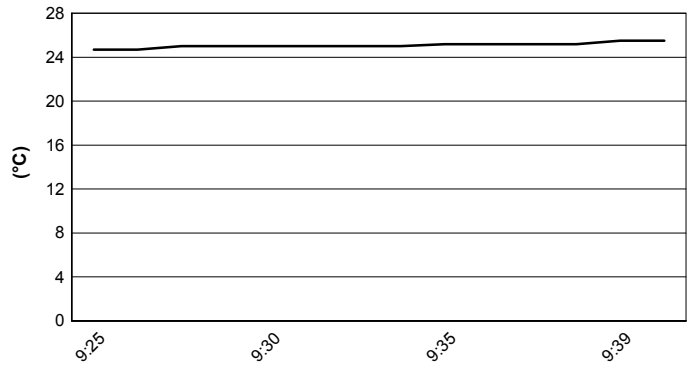
Misano World Circuit 4.226 m

Session started **9:25**      Session ended **9:41**

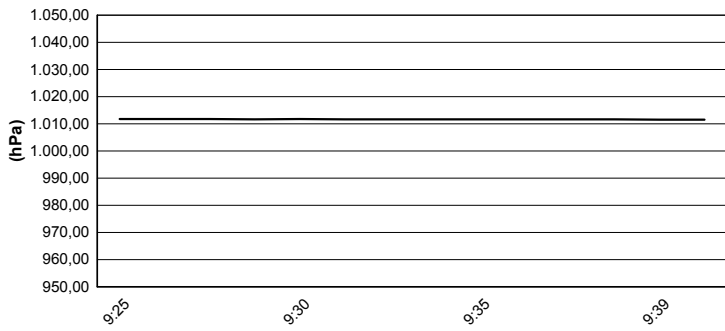
### Air Temperature



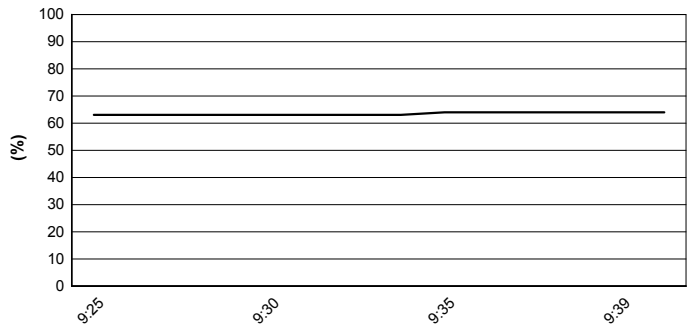
### Track Temperature



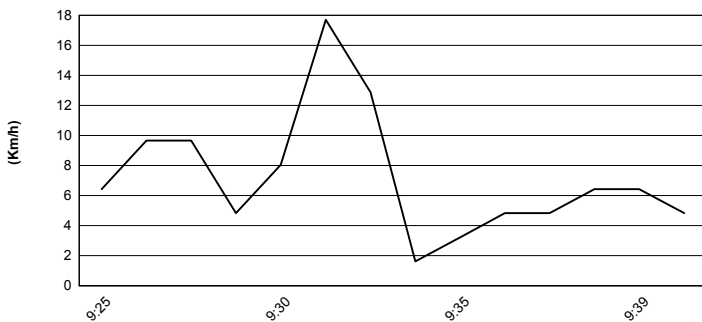
### Air Pressure



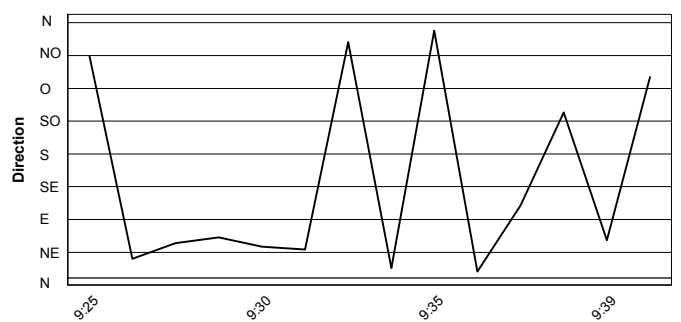
### Humidity



### Wind Speed



### Wind Direction



These data/results cannot be reproduced, stored and/or transmitted in whole or in part by any manner of electronic, mechanical, photocopying, recording, broadcasting or otherwise now known or herein after developed without the previous express consent by the copyright owner, except for reproduction in daily press and regular printed publications on sale to the public within 60 days of the event related to those data/results and always provided that copyright symbol appears together as follows below.  
 © DORNA WSBK ORGANIZATION Srl 2016