

Riviera di Rimini Round, 17-18-19 June 2016

World Supersport - Biographical Entry List

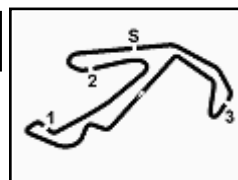
Misano World Circuit 4.226 m

No.	Rider (Abbreviation)	Age	Date of Birth	Place of Birth	Nat	Bike Team	Wins	Podiums	Pole	Races	Tyres
							2016	2016	2016	2016	
1	1 SOFUOGLU Kenan (Sof)	31	25/08/1984	Adapazari	TUR	Kawasaki ZX-6R Kawasaki Puccetti Racing	35 3	74 5	27 4	111 7	Pirelli
2	2 JACOBSEN Patrick (Jac)	22	07/08/1993	Montgomery	USA	Honda CBR600RR Honda World Supersport Team	2	12 3	2	30 7	Pirelli
3	4 REA Gino (Rea)	26	18/09/1989	Tooting	GBR	MV Agusta F3 675 GRT Racing Team	1	6 2		44 7	Pirelli
4	6 STIRPE Davide (Sti)	23	01/08/1992	Rome	ITA	Kawasaki ZX-6R Scuderia Maranga Racing				4 4	Pirelli
5	7 LICCIARDI Angelo (Lic)	19	06/10/1996	Genk	BEL	Kawasaki ZX-6R R2 MotorRacing Team				3 3	Pirelli
6	10 CALERO Nacho (Cal)	24	05/07/1991	Valencia	ESP	Kawasaki ZX-6R Orelac Racing VerdNatura				40 7	Pirelli
7	11 GAMARINO Christian (Gam)	21	18/06/1994	Genova	ITA	Kawasaki ZX-6R Team GoEleven				30 7	Pirelli
8	12 GOBBI Christopher (Gob)	20	25/05/1996	Cesena	ITA	Yamaha YZF R6 VFT Racing				4 4	Pirelli
9	16 CLUZEL Jules (Clu)	27	12/10/1988	Montlucon	FRA	MV Agusta F3 675 MV Agusta Reparto Corse	11 1	24 2	18 2	40 7	Pirelli
10	19 WAHR Kevin (Wah)	27	24/03/1989	Nagold	GER	Honda CBR600RR Gemar Balloons - Team Lorini				26 5	Pirelli
11	21 KRUMMENACHER Randy (Kru)	26	24/02/1990	Zurich	SUI	Kawasaki ZX-6R Kawasaki Puccetti Racing	1 1	3 3	1 1	6 6	Pirelli
12	23 TANGRE Cédric (Tan)	32	23/07/1983	Meaux	FRA	Suzuki GSX-R600 Team Yohann Moto Sport				6 4	Pirelli
13	25 BALDOLINI Alex (Bal)	31	24/01/1985	Cesena	ITA	MV Agusta F3 675 Race Department ATK#25		1		47 7	Pirelli
14*	34 MANFREDI Kevin (Man)	21	03/01/1995	Sarzana	ITA	Suzuki GSX-R600 Phoenix Racing Suzuki				3	Pirelli
15	35 HILL Stefan (Hil)	18	23/02/1998	Coventry	GBR	Honda CBR600RR CIA Landlord Insurance Honda				8 7	Pirelli
16	41 WAGNER Aiden (Wag)	22	14/06/1994	Wamuran	AUS	MV Agusta F3 675 GRT Racing Team				13 6	Pirelli
17	44 ROLFO Roberto (Rol)	36	23/03/1980	Torino	ITA	MV Agusta F3 675 Team Factory Vamag		3		42 7	Pirelli
18	47 BASSANI Axel (Bas)	16	24/07/1999	Feltre	ITA	Kawasaki ZX-6R San Carlo Team Italia				4 4	Pirelli
19	50 ORTT Braeden (Ort)	16	20/02/2000	Calgary	CAN	Honda CBR600RR WILSport Racedays Honda				3 3	Pirelli
20	55 MIKHALCHIK Ilia (Mik)	19	17/08/1996	Kyiv	UKR	Kawasaki ZX-6R DS Junior Team				4 4	Pirelli
21*	57 DIONISI Ilario (Dio)	32	20/12/1983	Rome	ITA	MV Agusta F3 675 Ellan Vannin Motorsport				7	Pirelli
22	61 ZACCONE Alessandro (Zac)	17	16/01/1999	Rimini	ITA	Kawasaki ZX-6R San Carlo Team Italia				4 4	Pirelli
23	63 KHAIRUDDIN Zulfahmi (Kha)	24	20/10/1991	Banting	MAS	Kawasaki ZX-6R Orelac Racing VerdNatura		1 1		7 7	Pirelli
24	64 CARICASULO Federico (Car)	20	06/04/1996	Ravenna	ITA	Honda CBR600RR Bardahl Evan Bros. Honda Racing		1 1		7 7	Pirelli
25	71 BERGMAN Christoffer (Ber)	26	06/10/1989	Karlstad	SWE	Honda CBR600RR CIA Landlord Insurance Honda				6 6	Pirelli
26	77 RYDE Kyle (Ryd)	18	22/07/1997	Nottingham	GBR	MV Agusta F3 675 Schmidt Racing		1		7 6	Pirelli
27	78 OKUBO Hikari (Oku)	22	11/08/1993		JPN	Honda CBR600RR CIA Landlord Insurance Honda				7 7	Pirelli
28	81 STAPLEFORD Luke (Sta)	24	11/07/1991	Leicester	GBR	Triumph Daytona 675 Profile Racing				7 4	Pirelli
29*	82 CIPICIANI Lorenzo (Cip)	26	08/02/1990	Gubbio	ITA	Honda CBR600RR Team VUEFFE Corse					Pirelli
30	83 EPIS Lachlan (Epi)	16	22/12/1999	Blacktown	AUS	Kawasaki ZX-6R Response RE Racing				6 6	Pirelli
31	86 BADOVINI Ayrton (Bad)	30	31/05/1986	Biella	ITA	Honda CBR600RR Gemar Balloons - Team Lorini	1 1	1 1		4 4	Pirelli
32	87 ZANETTI Lorenzo (Zan)	28	10/08/1987	Brescia	ITA	MV Agusta F3 675 MV Agusta Reparto Corse	1	8		41 7	Pirelli
33	88 TEROL Nicolas (Ter)	27	27/09/1988	Alcoi	ESP	MV Agusta F3 675 Schmidt Racing		1 1		10 7	Pirelli
34	96 ORELLANA Javier (Ore)	18	24/07/1997	Alfas del Pi, Alicante	ESP	Honda CBR600RR WILSport Racedays Honda				2 2	Pirelli
35	99 MORCIANO Luigi (Mor)	22	25/02/1994	Anzio	ITA	Kawasaki ZX-6R Team GoEleven				2	
36	111 SMITH Kyle (Smi)	24	16/09/1991	Hudersfield	GBR	Honda CBR600RR CIA Landlord Insurance Honda	2 1	4 1		19 7	Pirelli
37*	127 BRIGNOLI Luigi (Bri)	20	13/08/1995	Manerbio	ITA	Kawasaki ZX-6R Broncos Racing Team					Pirelli

* = Wild Card

These data/results cannot be reproduced, stored and/or transmitted in whole or in part by any manner of electronic, mechanical, photocopying, recording, broadcasting or otherwise now known or herein after developed without the previous express consent by the copyright owner, except for reproduction in daily press and regular printed publications on sale to the public within 60 days of the event related to those data/results and always provided that copyright symbol appears together as follows below.

© DORNA WSBK ORGANIZATION Srl 2016



Riviera di Rimini Round, 17-18-19 June 2016

World Supersport - Results Free Practice 1st Session

Misano World Circuit 4.226 m

1 / 2

No.	Rider	Nat	Team	Bike	Class	Time	Gap	Rel.	Laps	Speed	
										Avg	Max
1	21 R. KRUMMENACHER	SUI	Kawasaki Puccetti Racing	Kawasaki ZX-6R		1'39.005			22	153,665	233,3
2	4 G. REA	GBR	GRT Racing Team	MV Agusta F3 675		1'39.551	0.546	0.546	16	152,822	233,8
3	1 K. SOFUOGLU	TUR	Kawasaki Puccetti Racing	Kawasaki ZX-6R		1'39.624	0.619	0.073	22	152,710	235,8
4	86 A. BADOVINI	ITA	Gemar Balloons - Team Lorini	Honda CBR600RR		1'39.637	0.632	0.013	19	152,690	234,8
5	16 J. CLUZEL	FRA	MV Agusta Reparto Corse	MV Agusta F3 675		1'39.658	0.653	0.021	18	152,658	233,8
6	64 F. CARICASULO	ITA	Bardahl Evan Bros. Honda Racing	Honda CBR600RR		1'39.827	0.822	0.169	22	152,400	238,9
7	2 P. JACOBSEN	USA	Honda World Supersport Team	Honda CBR600RR		1'39.854	0.849	0.027	24	152,358	241,1
8	25 A. BALDOLINI	ITA	Race Department ATK#25	MV Agusta F3 675		1'39.910	0.905	0.056	21	152,273	233,3
9	47 A. BASSANI	ITA	San Carlo Team Italia	Kawasaki ZX-6R	ESS	1'40.219	1.214	0.309	26	151,804	236,3
10	71 C. BERGMAN	SWE	CIA Landlord Insurance Honda	Honda CBR600RR		1'40.299	1.294	0.080	19	151,682	233,3
11	44 R. ROLFO	ITA	Team Factory Vamag	MV Agusta F3 675		1'40.317	1.312	0.018	20	151,655	231,8
12	57 I. DIONISI	ITA	Ellan Vannin Motorsport	MV Agusta F3 675		1'40.398	1.393	0.081	23	151,533	227,4
13	111 K. SMITH	GBR	CIA Landlord Insurance Honda	Honda CBR600RR		1'40.459	1.454	0.061	18	151,441	234,3
14	11 C. GAMARINO	ITA	Team GoEleven	Kawasaki ZX-6R		1'40.535	1.530	0.076	21	151,326	233,8
15	99 L. MORCIANO	ITA	Team GoEleven	Kawasaki ZX-6R		1'40.713	1.708	0.178	21	151,059	238,9
16	34 K. MANFREDI	ITA	Phoenix Racing Suzuki	Suzuki GSX-R600		1'40.719	1.714	0.006	5	151,050	236,8
17	6 D. STIRPE	ITA	Scuderia Maranga Racing	Kawasaki ZX-6R	ESS	1'40.740	1.735	0.021	16	151,018	234,8
18	127 L. BRIGNOLI	ITA	Broncos Racing Team	Kawasaki ZX-6R		1'40.799	1.794	0.059	21	150,930	235,3
19	55 I. MIKHALCHIK	UKR	DS Junior Team	Kawasaki ZX-6R	ESS	1'40.810	1.805	0.011	16	150,914	232,3
20	78 H. OKUBO	JPN	CIA Landlord Insurance Honda	Honda CBR600RR		1'41.043	2.038	0.233	22	150,566	234,3
21	87 L. ZANETTI	ITA	MV Agusta Reparto Corse	MV Agusta F3 675		1'41.062	2.057	0.019	17	150,537	234,3
22	61 A. ZACCONE	ITA	San Carlo Team Italia	Kawasaki ZX-6R	ESS	1'41.293	2.288	0.231	11	150,194	231,8
23	12 C. GOBBI	ITA	VFT Racing	Yamaha YZF R6	ESS	1'41.456	2.451	0.163	22	149,953	232,8
24	88 N. TEROL	ESP	Schmidt Racing	MV Agusta F3 675		1'41.457	2.452	0.001	22	149,951	230,3
25	41 A. WAGNER	AUS	GRT Racing Team	MV Agusta F3 675		1'41.502	2.497	0.045	20	149,885	230,8
26	81 L. STAPLEFORD	GBR	Profile Racing	Triumph Daytona 675		1'41.547	2.542	0.045	21	149,818	235,8
27	19 K. WAHR	GER	Gemar Balloons - Team Lorini	Honda CBR600RR		1'41.548	2.543	0.001	18	149,817	230,3
28	63 Z. KHAIRUDDIN	MAS	Orelac Racing VerdNatura	Kawasaki ZX-6R		1'41.922	2.917	0.374	16	149,267	235,3
29	10 N. CALERO	ESP	Orelac Racing VerdNatura	Kawasaki ZX-6R		1'42.075	3.070	0.153	21	149,043	231,8
30	82 L. CIPICIANI	ITA	Team VUEFFE Corse	Honda CBR600RR		1'42.437	3.432	0.362	21	148,517	234,3
31	23 C. TANGRE	FRA	Team Yohann Moto Sport	Suzuki GSX-R600	ESS	1'42.479	3.474	0.042	24	148,456	232,3
32	83 L. EPIS	AUS	Response RE Racing	Kawasaki ZX-6R		1'42.496	3.491	0.017	22	148,431	231,8
33	96 J. ORELLANA	ESP	WILSport Racedays Honda	Honda CBR600RR	ESS	1'42.500	3.495	0.004	25	148,425	228,8
34	77 K. RYDE	GBR	Schmidt Racing	MV Agusta F3 675		1'42.649	3.644	0.149	13	148,210	227,8
35	35 S. HILL	GBR	CIA Landlord Insurance Honda	Honda CBR600RR		1'42.688	3.683	0.039	24	148,154	229,8
36	50 B. ORTT	CAN	WILSport Racedays Honda	Honda CBR600RR	ESS	1'44.251	5.246	1.563	27	145,932	228,3
----- Not Qualified -----											
NQ	7 A. LICCIARDI	BEL	R2 MotorRacing Team	Kawasaki ZX-6R	ESS	1'46.419	7.414	2.168	12	142,959	225,0

Qualifying Lap Time (107% of 1'39.005): 1'45.936

AIR	Humidity:	43%	Temp:	25°C
TRACK	Condition:	Dry	Temp:	40°C

Lap Record:	2015 J.Cluzel	1'37.482	156,070	Km/h
Best Lap:	2015 J.Cluzel	1'38.239	154,860	Km/h

These data/results cannot be reproduced, stored and/or transmitted in whole or in part by any manner of electronic, mechanical, photocopying, recording, broadcasting or otherwise now known or herein after developed without the previous express consent by the copyright owner, except for reproduction in daily press and regular printed publications on sale to the public within 60 days of the event related to those data/results and always provided that copyright symbol appears together as follows below.

© DORNA WSBK ORGANIZATION Srl 2016

Start	End	The results are provisional until the end of the time limit for protests and appeals
17/06/2016 11:30	12:31	and the completion of the technical checks.

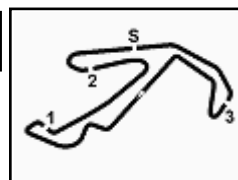
FICR PERUGIA TIMING



Official Tyre Supplier



Official Timekeeper



Riviera di Rimini Round, 17-18-19 June 2016

World Supersport - Results Free Practice 1st Session

Session Highlights

11.30.02		Start
11.36.23		N.7 Must Charge The Transponder After This Se
12.00.20	Smith	Crashed - Turn 4
12.02.00	Smith	Re-joined
12.02.23	Rea	Technical Problem - Turn 10
12.09.46	Ryde	Technical Problem - Turn 15
12.26.05	Baldolini	Crashed - Rider OK - Turn 14
12.26.30	Baldolini	Re-joined
12.31.57		End Of Session

Fastest Laps Sequence

No.	Rider	Nat	Team	Bike	Local Time	Time	Gap	Avg
50	B. ORTT	CAN	WILSport Racedays Honda	Honda CBR600RR	11:32'19.807	2'21.896		107,217
61	A. ZACCONE	ITA	San Carlo Team Italia	Kawasaki ZX-6R	11:32'20.924	2'19.835	-2.061	108,797
7	A. LICCIARDI	BEL	R2 MotorRacing Team	Kawasaki ZX-6R	11:32'39.130	2'17.898	-1.937	110,325
64	F. CARICASULO	ITA	Bardahl Evan Bros. Honda Racing	Honda CBR600RR	11:33'37.418	1'42.424	-35.474	148,535
1	K. SOFUOGLU	TUR	Kawasaki Puccetti Racing	Kawasaki ZX-6R	11:33'38.521	1'41.888	-0.536	149,317
64	F. CARICASULO	ITA	Bardahl Evan Bros. Honda Racing	Honda CBR600RR	11:35'18.757	1'41.339	-0.549	150,126
64	F. CARICASULO	ITA	Bardahl Evan Bros. Honda Racing	Honda CBR600RR	11:36'59.371	1'40.614	-0.725	151,208
1	K. SOFUOGLU	TUR	Kawasaki Puccetti Racing	Kawasaki ZX-6R	11:38'43.117	1'40.595	-0.019	151,236
64	F. CARICASULO	ITA	Bardahl Evan Bros. Honda Racing	Honda CBR600RR	11:42'06.963	1'40.255	-0.340	151,749
21	R. KRUMMENACHER	SUI	Kawasaki Puccetti Racing	Kawasaki ZX-6R	11:58'00.892	1'40.173	-0.082	151,873
21	R. KRUMMENACHER	SUI	Kawasaki Puccetti Racing	Kawasaki ZX-6R	11:59'40.952	1'40.060	-0.113	152,045
1	K. SOFUOGLU	TUR	Kawasaki Puccetti Racing	Kawasaki ZX-6R	12:14'37.870	1'39.937	-0.123	152,232
64	F. CARICASULO	ITA	Bardahl Evan Bros. Honda Racing	Honda CBR600RR	12:24'34.205	1'39.827	-0.110	152,400
21	R. KRUMMENACHER	SUI	Kawasaki Puccetti Racing	Kawasaki ZX-6R	12:26'55.668	1'39.020	-0.807	153,642
21	R. KRUMMENACHER	SUI	Kawasaki Puccetti Racing	Kawasaki ZX-6R	12:28'34.673	1'39.005	-0.015	153,665

These data/results cannot be reproduced, stored and/or transmitted in whole or in part by any manner of electronic, mechanical, photocopying, recording, broadcasting or otherwise now known or herein after developed without the previous express consent by the copyright owner, except for reproduction in daily press and regular printed publications on sale to the public within 60 days of the event related to those data/results and always provided that copyright symbol appears together as follows below.

© DORNA WSBK ORGANIZATION Srl 2016

Start	End	The results are provisional until the end of the time limit for protests and appeals
17/06/2016 11:30	12:31	and the completion of the technical checks.

FICR PERUGIA TIMING



Official Tyre Supplier



Official Timekeeper

Riviera di Rimini Round, 17-18-19 June 2016

World Supersport - Best Sector & Speed Free Practice 1st Session

Misano World Circuit 4.226 m

Best Lap

1	21 R. KRUMMENACHER	Kawasaki ZX-6R	1'39.005
2	4 G. REA	MV Austa F3 675	1'39.551
3	1 K. SOFUOGLU	Kawasaki ZX-6R	1'39.624
4	86 A. BADOVINI	Honda CBR600RR	1'39.637
5	16 J. CLUZEL	MV Austa F3 675	1'39.658
6	64 F. CARICASULO	Honda CBR600RR	1'39.827
7	2 P. JACOBSEN	Honda CBR600RR	1'39.854
8	25 A. BALDOLINI	MV Austa F3 675	1'39.910
9	47 A. BASSANI	Kawasaki ZX-6R	1'40.219
10	71 C. BERGMAN	Honda CBR600RR	1'40.299
11	44 R. ROLFO	MV Austa F3 675	1'40.317
12	57 I. DIONISI	MV Austa F3 675	1'40.398
13	111 K. SMITH	Honda CBR600RR	1'40.459
14	11 C. GAMARINO	Kawasaki ZX-6R	1'40.535
15	99 L. MORCIANO	Kawasaki ZX-6R	1'40.713
16	34 K. MANFREDI	Suzuki GSX-R600	1'40.719
17	6 D. STIRPE	Kawasaki ZX-6R	1'40.740
18	127 L. BRIGNOLI	Kawasaki ZX-6R	1'40.799
19	55 I. MIKHALCHIK	Kawasaki ZX-6R	1'40.810
20	78 H. OKUBO	Honda CBR600RR	1'41.043
21	87 L. ZANETTI	MV Austa F3 675	1'41.062
22	61 A. ZACCONE	Kawasaki ZX-6R	1'41.293
23	12 C. GOBBI	Yamaha YZF R6	1'41.456
24	88 N. TEROL	MV Austa F3 675	1'41.457
25	41 A. WAGNER	MV Austa F3 675	1'41.502
26	81 L. STAPLEFORD	Triumph Daytona 675	1'41.547
27	19 K. WAHR	Honda CBR600RR	1'41.548
28	63 Z. KHAIRUDDIN	Kawasaki ZX-6R	1'41.922
29	10 N. CALERO	Kawasaki ZX-6R	1'42.075
30	82 L. CIPICIANI	Honda CBR600RR	1'42.437
31	23 C. TANGRE	Suzuki GSX-R600	1'42.479
32	83 L. EPIS	Kawasaki ZX-6R	1'42.496
33	96 J. ORELLANA	Honda CBR600RR	1'42.500
34	77 K. RYDE	MV Austa F3 675	1'42.649
35	35 S. HILL	Honda CBR600RR	1'42.688
36	50 B. ORTT	Honda CBR600RR	1'44.251
37	7 A. LICCIARDI	Kawasaki ZX-6R	1'46.419

Best Sector & Speed

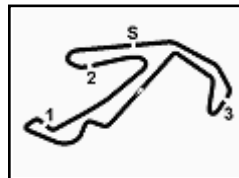
1	2 P. JACOBSEN	Honda CBR600RR	241.1
2	64 F. CARICASULO	Honda CBR600RR	238.9
3	99 L. MORCIANO	Kawasaki ZX-6R	238.9
4	34 K. MANFREDI	Suzuki GSX-R600	236.8
5	47 A. BASSANI	Kawasaki ZX-6R	236.3
6	1 K. SOFUOGLU	Kawasaki ZX-6R	235.8
7	81 L. STAPLEFORD	Triumph Daytona 675	235.8
8	127 L. BRIGNOLI	Kawasaki ZX-6R	235.3
9	63 Z. KHAIRUDDIN	Kawasaki ZX-6R	235.3
10	86 A. BADOVINI	Honda CBR600RR	234.8
11	6 D. STIRPE	Kawasaki ZX-6R	234.8
12	111 K. SMITH	Honda CBR600RR	234.3
13	82 L. CIPICIANI	Honda CBR600RR	234.3
14	87 L. ZANETTI	MV Austa F3 675	234.3
15	78 H. OKUBO	Honda CBR600RR	234.3
16	4 G. REA	MV Austa F3 675	233.8
17	16 J. CLUZEL	MV Austa F3 675	233.8
18	11 C. GAMARINO	Kawasaki ZX-6R	233.8
19	21 R. KRUMMENACHER	Kawasaki ZX-6R	233.3
20	71 C. BERGMAN	Honda CBR600RR	233.3
21	25 A. BALDOLINI	MV Austa F3 675	233.3
22	12 C. GOBBI	Yamaha YZF R6	232.8
23	55 I. MIKHALCHIK	Kawasaki ZX-6R	232.3
24	23 C. TANGRE	Suzuki GSX-R600	232.3
25	10 N. CALERO	Kawasaki ZX-6R	231.8
26	44 R. ROLFO	MV Austa F3 675	231.8
27	83 L. EPIS	Kawasaki ZX-6R	231.8
28	61 A. ZACCONE	Kawasaki ZX-6R	231.8
29	41 A. WAGNER	MV Austa F3 675	230.8
30	19 K. WAHR	Honda CBR600RR	230.3
31	88 N. TEROL	MV Austa F3 675	230.3
32	35 S. HILL	Honda CBR600RR	229.8
33	96 J. ORELLANA	Honda CBR600RR	228.8
34	50 B. ORTT	Honda CBR600RR	228.3
35	77 K. RYDE	MV Austa F3 675	227.8
36	57 I. DIONISI	MV Austa F3 675	227.4
37	7 A. LICCIARDI	Kawasaki ZX-6R	225.0

Seg. 1		Seg. 2		Seg. 3		Seg. 4		Seg. 5			
1	21 R. KRUMMENAC	26.833	1	21 R. KRUMMENAC	22.816	1	86 A. BADOVINI	13.856	1	21 R. KRUMMENAC	21.949
2	25 A. BALDOLINI	27.072	2	16 J. CLUZEL	22.853	2	64 F. CARICASULO	13.886	2	4 G. REA	22.096
3	57 I. DIONISI	27.074	3	2 P. JACOBSEN	22.866	3	2 P. JACOBSEN	13.891	3	44 R. ROLFO	22.202
4	64 F. CARICASULO	27.077	4	86 A. BADOVINI	22.887	4	4 G. REA	13.924	4	1 K. SOFUOGLU	22.216
5	1 K. SOFUOGLU	27.086	5	4 G. REA	22.943	5	1 K. SOFUOGLU	13.932	5	25 A. BALDOLINI	22.219
6	86 A. BADOVINI	27.116	6	1 K. SOFUOGLU	23.002	6	6 D. STIRPE	13.949	6	16 J. CLUZEL	22.242
7	4 G. REA	27.152	7	111 K. SMITH	23.022	7	47 A. BASSANI	13.969	7	2 P. JACOBSEN	22.249
8	11 C. GAMARINO	27.187	8	25 A. BALDOLINI	23.024	8	21 R. KRUMMENAC	13.998	8	1 K. SOFUOGLU	22.256
9	16 J. CLUZEL	27.188	9	64 F. CARICASULO	23.056	9	11 C. GAMARINO	14.008	9	57 I. DIONISI	22.259
10	99 L. MORCIANO	27.246	10	71 C. BERGMAN	23.057	10	25 A. BALDOLINI	14.014	10	71 C. BERGMAN	22.358
11	6 D. STIRPE	27.293	11	47 A. BASSANI	23.104	11	16 J. CLUZEL	14.023	11	11 C. GAMARINO	22.358
12	63 Z. KHAIRUDDIN	27.327	12	55 I. MIKHALCHIK	23.151	12	78 H. OKUBO	14.046	12	44 R. ROLFO	22.373
13	71 C. BERGMAN	27.392	13	87 L. ZANETTI	23.161	13	34 K. MANFREDI	14.051	13	111 K. SMITH	22.394
14	44 R. ROLFO	27.403	14	44 R. ROLFO	23.179	14	127 L. BRIGNOLI	14.055	14	86 A. BADOVINI	22.410
15	55 I. MIKHALCHIK	27.410	15	34 K. MANFREDI	23.212	15	81 L. STAPLEFORD	14.096	15	99 L. MORCIANO	22.434
16	47 A. BASSANI	27.415	16	11 C. GAMARINO	23.231	16	111 K. SMITH	14.100	16	4 G. REA	22.459
17	127 L. BRIGNOLI	27.416	17	6 D. STIRPE	23.252	17	55 I. MIKHALCHIK	14.104	17	6 D. STIRPE	22.459
18	2 P. JACOBSEN	27.442	18	61 A. ZACCONE	23.262	18	99 L. MORCIANO	14.104	18	34 K. MANFREDI	22.475
19	111 K. SMITH	27.462	19	12 C. GOBBI	23.266	19	12 C. GOBBI	14.109	19	41 A. WAGNER	22.488
20	61 A. ZACCONE	27.484	20	99 L. MORCIANO	23.266	20	44 R. ROLFO	14.111	20	19 K. WAHR	22.491
21	78 H. OKUBO	27.504	21	57 I. DIONISI	23.278	21	57 I. DIONISI	14.112	21	87 L. ZANETTI	22.495
22	87 L. ZANETTI	27.507	22	41 A. WAGNER	23.297	22	71 C. BERGMAN	14.121	22	78 H. OKUBO	22.545
23	19 K. WAHR	27.515	23	19 K. WAHR	23.314	23	41 A. WAGNER	14.129	23	88 N. TEROL	22.545
24	88 N. TEROL	27.556	24	78 H. OKUBO	23.365	24	87 L. ZANETTI	14.152	24	55 I. MIKHALCHIK	22.566
25	81 L. STAPLEFORD	27.592	25	88 N. TEROL	23.387	25	63 Z. KHAIRUDDIN	14.170	25	96 J. ORELLANA	22.595
26	34 K. MANFREDI	27.611	26	127 L. BRIGNOLI	23.393	26	82 L. CIPICIANI	14.173	26	41 A. WAGNER	22.643
27	10 N. CALERO	27.625	27	81 L. STAPLEFORD	23.407	27	61 A. ZACCONE	14.176	27	23 C. TANGRE	22.652
28	41 A. WAGNER	27.654	28	63 Z. KHAIRUDDIN	23.417	28	19 K. WAHR	14.181	28	61 A. ZACCONE	22.701
29	12 C. GOBBI	27.734	29	96 J. ORELLANA	23.511	29	83 L. EPIS	14.204	29	12 C. GOBBI	22.707
30	82 L. CIPICIANI	27.807	30	10 N. CALERO	23.543	30	10 N. CALERO	14.206	30	82 L. CIPICIANI	22.721
31	23 C. TANGRE	27.828	31	23 C. TANGRE	23.547	31	35 S. HILL	14.231	31	77 K. RYDE	22.759
32	35 S. HILL	27.839	32	83 L. EPIS	23.622	32	77 K. RYDE	14.265	32	35 S. HILL	22.768
33	83 L. EPIS	27.880	33	82 L. CIPICIANI	23.624	33	88 N. TEROL	14.305	33	81 L. STAPLEFORD	22.775
34	77 K. RYDE	27.909	34	35 S. HILL	23.738	34	96 J. ORELLANA	14.326	34	10 N. CALERO	22.784
35	96 J. ORELLANA	28.117	35	50 B. ORTT	23.811	35	23 C. TANGRE	14.339	35	63 Z. KHAIRUDDIN	22.798
36	7 A. LICCIARDI	28.431	36	77 K. RYDE	23.844	36	50 B. ORTT	14.410	36	7 A. LICCIARDI	23.168
37	50 B. ORTT	28.581	37	7 A. LICCIARDI	24.270	37	7 A. LICCIARDI	14.519	37	50 B. ORTT	23.454

17/06/2016

These data/results cannot be reproduced, stored and/or transmitted in whole or in part by any manner of electronic, mechanical, photocopying, recording, broadcasting or otherwise now known or herein after developed without the previous express consent by the copyright owner, except for reproduction in daily press and regular printed publications on sale to the public within 60 days of the event related to those data/results and always provided that copyright symbol appears together as follows below.

© DORNA WSBK ORGANIZATION Srl 2016



Riviera di Rimini Round, 17-18-19 June 2016

World Supersport - Ideal Times Free Practice 1st Session

Misano World Circuit 4.226 m

1 / 2

No. Rider	Nat	Bike	Seg. 1 Diff. 1	Seg. 2 Diff. 2	Seg. 3 Diff. 3	Seg. 4 Diff. 4	Seg. 5 Diff. 5	Ideal Time Best Lap	Pos.	Diff.
1 21 R. KRUMMENACHER	SUI	Kawasaki ZX-6R	26.833	22.816	13.998 0.021	13.129 0.205	21.949 0.054	1'38.725 1'39.005	1	0.280
2 64 F. CARICASULO	ITA	Honda CBR600RR	27.077 0.147	23.056 0.089	13.886 0.047	13.229	22.249 0.047	1'39.497 1'39.827	6	0.330
3 86 A. BADOVINI	ITA	Honda CBR600RR	27.116	22.887	13.856 0.099	13.387 0.036	22.256	1'39.502 1'39.637	4	0.135
4 1 K. SOFUOGLU	TUR	Kawasaki ZX-6R	27.086	23.002 0.003	13.932	13.301 0.039	22.216 0.045	1'39.537 1'39.624	3	0.087
5 4 G. REA	GBR	MV Agusta F3 675	27.152	22.943	13.924	13.436	22.096	1'39.551 1'39.551	2	0.000
6 16 J. CLUZEL	FRA	MV Agusta F3 675	27.188	22.853	14.023 0.011	13.256 0.052	22.242 0.033	1'39.562 1'39.658	5	0.096
7 25 A. BALDOLINI	ITA	MV Agusta F3 675	27.072 0.119	23.024 0.179	14.014	13.243	22.259	1'39.612 1'39.910	8	0.298
8 2 P. JACOBSEN	USA	Honda CBR600RR	27.442 0.050	22.866	13.891 0.053	13.298 0.033	22.219 0.002	1'39.716 1'39.854	7	0.138
9 57 I. DIONISI	ITA	MV Agusta F3 675	27.074 0.133	23.278 0.045	14.112	13.301	22.394 0.061	1'40.159 1'40.398	12	0.239
10 47 A. BASSANI	ITA	Kawasaki ZX-6R	27.415 0.044	23.104	13.969	13.241 0.012	22.434	1'40.163 1'40.219	9	0.056
11 44 R. ROLFO	ITA	MV Agusta F3 675	27.403	23.179	14.111	13.336	22.202 0.086	1'40.231 1'40.317	11	0.086
12 71 C. BERGMAN	SWE	Honda CBR600RR	27.392	23.057 0.063	14.121	13.308	22.358	1'40.236 1'40.299	10	0.063
13 11 C. GAMARINO	ITA	Kawasaki ZX-6R	27.187 0.015	23.231 0.117	14.008	13.326 0.138	22.488 0.025	1'40.240 1'40.535	14	0.295
14 111 K. SMITH	GBR	Honda CBR600RR	27.462	23.022 0.038	14.100	13.378 0.061	22.373 0.025	1'40.335 1'40.459	13	0.124
15 6 D. STIRPE	ITA	Kawasaki ZX-6R	27.293	23.252	13.949 0.392	13.444	22.410	1'40.348 1'40.740	17	0.392
16 99 L. MORCIANO	ITA	Kawasaki ZX-6R	27.246	23.266	14.104 0.007	13.390 0.134	22.566	1'40.572 1'40.713	15	0.141
17 34 K. MANFREDI	ITA	Suzuki GSX-R600	27.611	23.212	14.051	13.450	22.358 0.037	1'40.682 1'40.719	16	0.037
18 55 I. MIKHALCHIK	UKR	Kawasaki ZX-6R	27.410	23.151 0.012	14.104	13.566 0.045	22.495 0.027	1'40.726 1'40.810	19	0.084
19 127 L. BRIGNOLI	ITA	Kawasaki ZX-6R	27.416	23.393 0.046	14.055 0.010	13.227	22.652	1'40.743 1'40.799	18	0.056
20 87 L. ZANETTI	ITA	MV Agusta F3 675	27.507	23.161 0.225	14.152	13.511	22.491 0.015	1'40.822 1'41.062	21	0.240
21 78 H. OKUBO	JPN	Honda CBR600RR	27.504 0.017	23.365	14.046 0.073	13.516 0.063	22.459	1'40.890 1'41.043	20	0.153
22 19 K. WAHR	GER	Honda CBR600RR	27.515 0.181	23.314 0.230	14.181	13.484	22.643	1'41.137 1'41.548	27	0.411
23 41 A. WAGNER	AUS	MV Agusta F3 675	27.654	23.297	14.129 0.020	13.467 0.177	22.649 0.109	1'41.196 1'41.502	25	0.306
24 12 C. GOBBI	ITA	Yamaha YZF R6	27.734	23.266 0.128	14.109	13.629	22.459 0.131	1'41.197 1'41.456	23	0.259
25 61 A. ZACCONE	ITA	Kawasaki ZX-6R	27.484	23.262	14.176	13.628 0.022	22.721	1'41.271 1'41.293	22	0.022
26 63 Z. KHAIRUDDIN	MAS	Kawasaki ZX-6R	27.327 0.192	23.417	14.170 0.293	13.947 0.101	22.475	1'41.336 1'41.922	28	0.586
27 88 N. TEROL	ESP	MV Agusta F3 675	27.556	23.387 0.109	14.305	13.555	22.545	1'41.348 1'41.457	24	0.109
28 81 L. STAPLEFORD	GBR	Triumph Daytona 675	27.592	23.407	14.096	13.741 0.116	22.595	1'41.431 1'41.547	26	0.116
29 10 N. CALERO	ESP	Kawasaki ZX-6R	27.625	23.543 0.080	14.206	13.835	22.707 0.079	1'41.916 1'42.075	29	0.159
30 82 L. CIPICIANI	ITA	Honda CBR600RR	27.807 0.115	23.624 0.198	14.173 0.065	13.664	22.701 0.090	1'41.969 1'42.437	30	0.468
31 23 C. TANGRE	FRA	Suzuki GSX-R600	27.828 0.265	23.547 0.007	14.339	13.626 0.083	22.784	1'42.124 1'42.479	31	0.355

17/06/2016

These data/results cannot be reproduced, stored and/or transmitted in whole or in part by any manner of electronic, mechanical, photocopying, recording, broadcasting or otherwise now known or herein after developed without the previous express consent by the copyright owner, except for reproduction in daily press and regular printed publications on sale to the public within 60 days of the event related to those data/results and always provided that copyright symbol appears together as follows below.

© DORNA WSBK ORGANIZATION Srl 2016

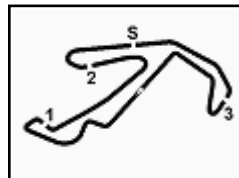
FICR PERUGIA TIMING



Official Tyre Supplier



Official Timekeeper



Riviera di Rimini Round, 17-18-19 June 2016

World Supersport - Ideal Times Free Practice 1st Session

Misano World Circuit 4.226 m

2 / 2

No. Rider	Nat	Bike	Seg. 1 Diff. 1	Seg. 2 Diff. 2	Seg. 3 Diff. 3	Seg. 4 Diff. 4	Seg. 5 Diff. 5	Ideal Time				
								Best Lap	Pos.	Diff.		
32	83 L. EPIS	AUS	Kawasaki ZX-6R	27.880	23.622 0.172	14.204 0.111	13.626	22.798 0.083	1'42.130	1'42.496	32	0.366
33	35 S. HILL	GBR	Honda CBR600RR	27.839	23.738 0.222	14.231 0.003	13.705 0.043	22.775 0.132	1'42.288	1'42.688	35	0.400
34	96 J. ORELLANA	ESP	Honda CBR600RR	28.117 0.116	23.511	14.326 0.056	13.615	22.759	1'42.328	1'42.500	33	0.172
35	77 K. RYDE	GBR	MV Agusta F3 675	27.909	23.844 0.030	14.265 0.132	13.680 0.021	22.768	1'42.466	1'42.649	34	0.183
36	50 B. ORTT	CAN	Honda CBR600RR	28.581	23.811 0.045	14.410 0.022	14.008 0.206	23.168	1'43.978	1'44.251	36	0.273
37	7 A. LICCIARDI	BEL	Kawasaki ZX-6R	28.431 0.385	24.270 1.227	14.519 0.014	13.948 0.171	23.454	1'44.622	1'46.419	37	1.797
Overall Ideal Time				26.833	22.816	13.856	13.129	21.949	1'38.583			

17/06/2016

These data/results cannot be reproduced, stored and/or transmitted in whole or in part by any manner of electronic, mechanical, photocopying, recording, broadcasting or otherwise now known or herein after developed without the previous express consent by the copyright owner, except for reproduction in daily press and regular printed publications on sale to the public within 60 days of the event related to those data/results and always provided that copyright symbol appears together as follows below.
© DORNA WSBK ORGANIZATION Srl 2016

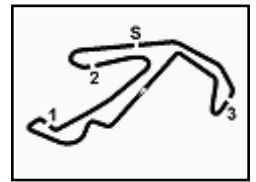
FICR PERUGIA TIMING



Official Tyre Supplier



Official Timekeeper



Riviera di Rimini Round, 17-18-19 June 2016

World Supersport - Chronological Analysis Free Practice 1st Session

Misano World Circuit 4.226 m

1° 21 R. KRUMMENACHER (1'39.005)

Lap	Seg. 1	Seg. 2	Seg. 3	Seg. 4	Seg. 5	Lap Time	km/h	Local Time
1	27.967	25.114	14.459	13.981	23.012	229.3	11:31:57.057	
2	27.691	23.782	14.280	13.696	22.617	1'42.342	228.3	11:33:39.399
3	27.930	23.650	14.261	13.484	22.599	1'41.685	228.8	11:35:21.084
4	27.901	23.562	14.123	13.344	22.678	1'41.637	233.3	11:37:02.721
5	7'42.448	23.386	14.271	13.548	31.332	1'50.438 P	229.3	11:38:53.159
6	27.446	24.068	14.346	13.550	22.445	8'56.857 P	227.8	11:47:50.016
7	27.416	23.428	14.311	13.459	22.438	1'41.052	227.8	11:49:31.068
8	27.506	23.369	14.231	13.402	22.388	1'40.896	229.3	11:51:11.964
9	27.472	23.313	14.169	13.329	22.369	1'40.652	230.8	11:52:52.616
10	27.511	23.661	19.123	14.731	22.575	1'47.601	199.3	11:54:40.217
11	27.350	23.263	14.166	13.417	22.306	1'40.502	230.3	11:56:20.719
12	27.331	23.246	14.182	13.241	22.173	1'40.173	231.3	11:58:00.892
13	27.297	23.070	14.124	13.260	22.309	1'40.060	231.8	11:59:40.952
14	27.359	23.197	14.436	14.093	23.184	1'51.269 P	226.9	12:01:32.221
15	8'56.014	23.686	14.331	13.585	22.320	10'09.936 P	227.8	12:11:42.157
16	27.294	23.216	14.130	13.428	22.368	1'40.436	229.8	12:13:22.593
17	27.291	23.166	14.143	13.300	22.282	1'40.182	230.3	12:15:02.775
18	27.312	23.134	14.171	13.316	22.275	1'40.208	230.8	12:16:42.983
19	29.423	24.025	15.469	14.428	32.291	1'55.636 P	214.3	12:18:38.619
20	5'23.067	23.805	14.194	14.220	22.743	6'38.029 P	231.3	12:25:16.648
21	26.914	23.030	13.998	13.129	21.949	1'39.020	230.3	12:26:55.668
22	26.833	22.816	14.019	13.334	22.003	1'39.005	230.3	12:28:34.673
23	26.949	23.068	14.081	13.243	22.376	1'39.717	230.8	12:30:14.390

2° 4 G. REA (1'39.551)

Lap	Seg. 1	Seg. 2	Seg. 3	Seg. 4	Seg. 5	Lap Time	km/h	Local Time
1	1'23.526	32.033	18.881	18.798	35.247	150.8	11:32:37.052	
2	30.831	26.257	15.690	15.403	24.519	2'56.738 P	148.1	11:35:33.790
3	29.072	24.995	15.099	14.515	23.416	1'47.097	215.6	11:37:26.490
4	28.280	23.860	14.367	14.237	23.013	1'43.757	230.8	11:39:13.587
5	27.769	23.967	14.446	14.111	23.358	1'43.651	229.8	11:40:57.344
6	27.507	23.389	14.230	13.833	22.747	1'41.706	230.8	11:42:40.995
7	28.168	23.834	14.260	13.920	22.690	1'42.872	230.3	11:44:22.701
8	27.420	23.459	14.104	13.676	22.498	1'41.157	231.8	11:46:05.573
9	27.437	23.042	14.132	13.489	22.476	1'40.576	231.8	11:47:46.730
10	28.750	23.728	14.441	14.065	29.743	1'50.727 P	227.8	11:49:27.306
11	8'24.586	24.454	14.254	13.667	22.560	9'39.521 P	231.8	11:51:18.033
12	27.486	26.241	14.891	14.555	23.008	2'349.248	205.3	12:00:57.554
13	27.841	23.275	14.267	13.979	22.593	1'41.955	232.8	12:02:28.757
14	27.590	23.041	13.948	13.575	22.355	1'40.509	232.8	12:04:09.266
15	27.152	22.943	13.924	13.436	22.096	1'39.551	233.8	12:05:48.817
16	27.745	23.131	14.211	14.015	22.470	1'41.572	228.3	12:07:30.389

3° 1 K. SOFUOGLU (1'39.624)

Lap	Seg. 1	Seg. 2	Seg. 3	Seg. 4	Seg. 5	Lap Time	km/h	Local Time
1	27.889	24.827	14.374	13.837	23.301	230.3	11:31:56.633	
2	29.171	23.690	14.143	13.453	22.713	1'41.888	231.3	11:33:38.521
3	27.578	23.524	14.116	13.452	22.488	1'42.751	233.8	11:35:21.272
4	27.495	23.431	14.132	13.433	22.676	1'41.250	233.8	11:37:02.522
5	30.031	23.259	14.129	13.301	22.411	1'40.595	233.3	11:38:43.117
6	27.031	23.397	14.115	13.358	24.685	1'45.586	233.8	11:40:28.703
7	27.285	23.092	13.971	15.198	35.072	1'54.618 P	235.8	11:42:23.321
8	14'05.950	23.793	14.454	13.949	22.879	15'21.025 P	230.3	11:44:14.346
9	27.976	23.283	14.194	13.641	22.651	1'41.745	230.8	11:45:56.091
10	27.498	23.226	15.304	14.338	23.036	1'43.402	231.3	11:47:39.926
11	27.386	23.040	14.474	13.439	22.343	1'40.682	234.8	12:02:50.175
12	28.323	23.126	14.059	13.991	22.674	1'42.173	233.8	12:04:32.348
13	27.444	23.249	14.068	13.304	22.581	1'40.646	233.3	12:06:12.994
14	29.651	23.324	14.636	13.327	22.508	1'43.446	233.8	12:07:56.440
15	27.107	23.156	14.287	13.443	22.254	1'40.247	230.8	12:09:36.687
16	27.286	23.156	14.127	13.836	22.444	1'40.849	232.8	12:11:17.536
17	27.477	23.209	14.103	13.360	22.248	1'40.397	232.3	12:12:57.933
18	27.331	23.002	14.046	13.342	22.216	1'39.937	231.8	12:14:37.870
19	27.877	23.665	14.313	13.600	31.664	1'51.119 P	228.8	12:16:28.989
20	7'05.818	29.273	15.184	13.857	22.858	8'26.990 P	229.3	12:24:55.979
21	27.509	23.122	14.034	13.433	22.474	1'40.572	231.3	12:26:36.551
22	27.086	23.005	13.932	13.340	22.261	1'39.624	232.3	12:28:16.175
23	28.420	23.764	14.567	14.560	23.639	1'44.950	222.7	12:30:01.125

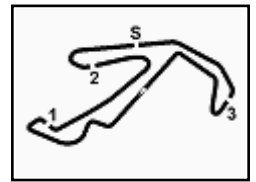
4° 86 A. BADOVINI (1'39.637)

Lap	Seg. 1	Seg. 2	Seg. 3	Seg. 4	Seg. 5	Lap Time	km/h	Local Time
1	29.063	25.673	15.749	15.102	24.550	226.9	11:32:08.711	
2	27.959	24.000	14.213	14.093	23.168	1'44.537	234.8	11:33:53.248
3		25.840	16.348	16.392	28.949	1'55.488 P	177.6	11:35:48.736

3	8'28.948	23.768	14.312	13.765	22.900	9'43.693 P	232.8	11:45:32.429
4	27.767	23.355	14.033	13.676	22.605	1'41.436	232.8	11:47:13.865
5	28.079	23.748	14.048	13.696	22.555	1'42.126	231.8	11:48:55.991
6	27.538	23.112	14.057	13.614	22.568	1'40.889	231.8	11:50:36.880
7	27.511	23.177	14.018	13.527	22.482	1'40.715	232.8	11:52:17.595
8	27.509	23.152	14.062	13.473	22.473	1'40.669	233.3	11:53:58.264
9	31.210	24.233	14.868	14.380	29.596	1'54.287 P	222.7	11:55:52.551
10	11'55.780	23.921	14.274	13.661	22.586	13'10.222 P	232.8	12:09:02.773
11	27.521	22.931	14.025	13.650	22.825	1'40.952	232.8	12:10:43.725
12	27.681	23.307	14.099	13.648	22.575	1'41.310	232.3	12:12:25.035
13	27.479	23.006	14.019	13.517	22.519	1'40.540	233.3	12:14:05.574
14	27.525	23.037	14.015	13.712	30.210	1'48.499 P	233.3	12:15:54.076
15	6'23.721	28.780	15.539	14.848	25.439	7'48.327 P	213.4	12:23:42.401
16	27.377	22.895	13.948	13.538	22.397	1'40.155	234.3	12:25:22.556
17	27.213	22.999	13.856	13.387	22.262	1'39.717	234.3	12:27:02.273
18	32.206	26.317	16.536	14.358	23.538	1'52.955	215.1	12:28:55.228
19	27.116	22.887	13.955	13.423	22.256	1'39.637	234.3	12:30:34.865

5° 16 J. CLUZEL (1'39.658)

Lap	Seg. 1	Seg. 2	Seg. 3	Seg. 4	Seg. 5	Lap Time	km/h	Local Time
1		25.664	14.671	13.965	23.142	225.9	11:32:36.173	
2	28.241	23.582	14.234	13.651	22.537	1'42.245	229.8	11:34:18.418
3	27.632	23.531	14.858	14.308	22.783	1'43.112	232.8	11:36:01.530
4	27.697	23.322	14.120	13.553	22.532	1'41.224	231.8	11:37:42.754
5	27.427	23.211	14.092	13.409	22.585	1'40.724	233.8	11:39:23.478
6	29.780	24.170	14.612	13.741	22.991	15'57.092	225.9	11:55:20.570
7	27.530	23.215	14.403	13.382	28.376	1'46.906	231.8	11:57:07.476
8	27.509	23.182	16.538	13.669	22.549	1'43.447	227.4	11:58:50.923
9	27.489	23.091	14.157	13.409	22.377	1'40.523	231.3	12:00:31.446
10	27.590	23.158	14.131	13.403	22.484	1'40.766	231.8	12:02:12.212
11	27.595	23.119	14.131	13.438	22.493	1'40.776	231.8	12:03:52.988
12	27.492	23.088	14.214	13.455	22.400	1'40.649	231.3	12:05:33.637
13	28.674	23.974	14.656	13.680	22.881	15'08.046	228.3	12:20:41.683
14	27.378	23.203	14.023	13.359	22.544	1'40.507	232.3	12:22:22.190
15	27.367	23.103	14.113	13.355	22.288	1'40.226	232.3	12:24:02.416
16	27.479	23.128	18.521	14.160	23.065	1'46.353	212.6	12:25:48.769
17	27.188	22.853	14.034	13.308	22.275	1'39.658	230.8	12:27:28.427
18	27.313	23.047	14.096	13.256	22.242	1'39.954	232.3	12:29:08.381
19	28.292	25.346	15.251	13.816	27.629	1'50.334	208.5	12:30:58.715



Riviera di Rimini Round, 17-18-19 June 2016

World Supersport - Chronological Analysis Free Practice 1st Session

Misano World Circuit 4.226 m

2 / 6

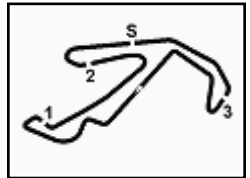
Lap	Seg. 1	Seg. 2	Seg. 3	Seg. 4	Seg. 5	Lap Time	km/h	Local Time
11	28.264	23.157	13.990	13.562	22.621	1'41.594	238.4	11:59:13.990
12	28.042	23.194	14.012	13.541	22.489	1'41.278	238.4	12:00:55.268
13	27.964	23.168	14.087	13.547	22.576	1'41.342	237.4	12:02:36.610
14	27.863	23.239	14.052	13.637	22.405	1'41.196	237.9	12:04:17.806
15	27.813	23.060	14.103	13.540	22.444	1'40.960	237.4	12:05:58.766
16	28.818	23.904	14.279	13.766	31.001	1'51.768 P	237.4	12:07:50.534
17	6'52.613	23.745	14.382	13.662	22.582	8'06.984 P	236.3	12:15:57.518
18	27.700	23.105	14.095	13.298	22.471	1'40.669	236.8	12:17:38.187
19	27.809	23.364	13.976	13.458	22.414	1'41.021	238.4	12:19:19.208
20	28.345	23.147	14.203	13.528	29.897	1'49.120 P	237.9	12:21:08.328
21	4'02.675	25.004	14.286	13.829	22.609	5'18.403 P	236.3	12:26:26.731
22	27.442	22.907	13.891	13.413	22.219	1'39.872	237.9	12:28:06.603
23	27.492	22.866	13.944	13.331	22.221	1'39.854	237.9	12:29:46.457
24	28.714	26.044	14.921	14.072	33.349	1'57.100 P	231.8	12:31:43.557

Lap	Seg. 1	Seg. 2	Seg. 3	Seg. 4	Seg. 5	Lap Time	km/h	Local Time
7	27.562	23.319	14.190	13.562	22.602	1'41.235	229.3	11:44:00.744
8	31.630	24.152	14.566	13.768	30.093	1'54.209 P	227.8	11:45:54.953
9	22'38.401	24.461	14.809	14.474	25.316	23'57.461 P	226.4	12:09:52.414
10	27.929	23.472	15.375	13.757	22.766	1'43.299	228.3	12:11:35.713
11	27.805	23.546	14.433	13.718	22.832	1'42.334	229.8	12:13:18.047
12	27.777	23.349	14.415	13.579	22.638	1'41.758	230.3	12:14:59.805
13	27.639	23.435	14.394	13.674	28.532	1'47.964 P	228.3	12:16:47.769
14	3'29.673	25.252	16.464	14.014	22.803	4'48.206 P	200.0	12:21:35.975
15	27.392	23.120	14.121	13.308	22.358	1'40.299	233.3	12:23:16.274
16	28.150	23.500	14.489	13.592	22.737	1'42.468	230.3	12:24:58.742
17	27.449	23.098	14.252	13.484	22.586	1'40.869	231.3	12:26:39.611
18	27.617	23.199	14.411	13.497	23.666	1'42.390	227.4	12:28:22.000
19	27.403	23.057	14.235	13.557	22.798	1'41.050	232.8	12:30:03.051

8° 25 A. BALDOLINI (1'39.910)								
Lap	Seg. 1	Seg. 2	Seg. 3	Seg. 4	Seg. 5	Lap Time	km/h	Local Time
1	31.397	27.082	16.368	17.052	27.161	1'57.497	176.8	11:32:22.861
2	29.911	25.695	15.676	15.986	24.526	1'51.794	198.5	11:36:12.152
3	29.089	26.169	15.347	15.136	24.017	1'49.758	210.9	11:38:01.910
4	28.543	24.825	14.898	14.654	23.098	1'46.018	214.3	11:39:47.928
5	28.114	24.467	14.552	14.471	23.486	1'45.090	219.1	11:41:33.018
6	28.369	24.944	15.545	14.634	40.294	2'03.786 P	215.6	11:43:36.804
7	4'38.474	24.337	15.643	14.026	22.821	5'55.301 P	212.6	11:49:32.105
8	27.563	23.485	14.246	13.612	22.518	1'41.424	229.8	11:51:13.529
9	27.323	23.284	14.229	13.559	22.391	1'40.786	231.8	11:52:54.315
10	27.331	23.343	14.264	13.414	29.515	1'47.867 P	230.3	11:54:42.182
11	6'29.029	23.927	14.862	14.051	26.433	7'48.302 P	225.5	12:02:30.484
12	27.520	23.298	14.169	13.493	22.488	1'41.038	231.3	12:04:11.522
13	27.426	23.297	14.133	13.346	22.560	1'40.762	230.8	12:05:52.284
14	27.767	24.445	14.323	13.722	30.636	1'50.893 P	229.8	12:07:43.177
15	6'51.868	28.718	17.905	14.435	22.788	8'15.714 P	189.8	12:15:58.891
16	27.368	23.316	14.137	13.410	22.285	1'40.516	231.3	12:17:39.407
17	27.298	23.176	14.039	13.408	22.395	1'40.316	233.3	12:19:19.723
18	28.584	23.703	14.143	13.510	23.602	1'43.542	232.8	12:21:03.265
19	31.175	30.495	14.598	13.699	22.528	1'52.495	232.8	12:22:55.760
20	27.191	23.203	14.014	13.243	22.259	1'39.910	233.3	12:24:35.670
21	27.072	23.024	14.037	13.401	58.228	2'15.762 P	232.3	12:26:51.432

11° 44 R. ROLFO (1'40.317)								
Lap	Seg. 1	Seg. 2	Seg. 3	Seg. 4	Seg. 5	Lap Time	km/h	Local Time
1	32.838	24.522	16.402	16.118	25.933	1'49.527	206.9	11:32:20.366
2	28.549	24.044	14.423	14.370	23.122	1'44.508	226.9	11:35:04.893
3	33.252	26.511	14.276	13.616	22.608	1'50.263	230.8	11:37:44.664
4	27.658	23.535	14.199	13.511	22.511	1'41.414	229.8	11:39:26.078
5	28.049	23.935	15.660	15.630	32.454	1'55.728 P	215.6	11:41:21.806
6	7'49.560	27.029	18.414	16.600	24.332	9'15.995 P	198.5	11:41:57.801
7	27.738	23.551	14.351	13.472	22.534	1'41.646	225.5	11:42:19.447
8	27.475	23.440	14.275	13.370	22.518	1'41.078	229.3	11:44:00.525
9	27.789	23.591	14.384	13.499	22.709	1'41.972	226.4	11:45:42.497
10	29.472	26.454	17.988	14.524	29.421	1'57.859 P	180.0	11:47:40.356
11	12'49.105	23.985	14.438	13.588	22.615	14'03.731 P	225.5	11:52:14.087
12	27.542	23.309	14.257	13.381	22.528	1'41.017	229.3	12:13:25.104
13	27.609	23.247	14.386	13.405	22.432	1'41.079	227.8	12:15:06.183
14	27.947	23.806	14.455	13.785	28.622	1'48.615 P	227.4	12:16:54.798
15	3'07.864	24.305	20.087	17.619	32.497	4'42.372 P	227.4	12:21:37.170
16	27.719	23.453	19.867	18.800	30.362	2'00.271 P	215.6	12:23:37.371
17	27.406	23.312	14.188	13.339	22.202	1'40.447	231.3	12:25:17.135
18	27.403	23.179	14.111	13.336	22.288	1'40.317	231.8	12:26:58.818
19	28.613	30.677	20.329	16.090	23.655	1'59.364	227.4	12:28:57.499
20	27.562	23.538	14.264	13.460	22.626	1'41.450	230.8	12:30:38.949

9° 47 A. BASSANI (1'40.219)								
Lap	Seg. 1	Seg. 2	Seg. 3	Seg. 4	Seg. 5	Lap Time	km/h	Local Time
1	1'07.859	25.856	15.266	14.565	26.664	2'30.210 P	228.3	11:31:10.435
2	29.176	24.057	14.424	13.782	23.509	1'44.948	234.3	11:35:25.593
3	28.359	23.702	14.426	13.485	22.962	1'42.934	233.8	11:37:08.527
4	28.025	23.737	14.367	13.565	23.166	1'42.860	234.8	11:38:51.387
5	28.128	23.656	14.382	13.348	22.809	1'42.323	234.3	11:40:33.710
6	33.964	27.994	17.273	14.235	23.748	1'57.214	211.8	11:42:30.924
7	27.927	23.545	14.154	13.521	22.810	1'41.957	235.3	11:44:12.881
8	27.836	23.560	14.244	13.461	22.883	1'41.984	233.8	11:45:54.865
9	32.430	25.473	15.066	13.933	29.707	1'56.609 P	229.8	11:47:51.474
10	3'58.251	24.341	14.601	13.572	23.094	5'13.859 P	231.3	11:53:05.333
11	27.977	23.493	14.146	13.353	22.730	1'41.699	233.3	11:54:47.032
12	27.696	23.329	14.160	13.357	22.809	1'41.351	233.8	11:56:28.383
13	27.792	23.356	14.201	13.268	22.678	1'41.295	234.8	11:58:09.678
14	29.992	25.511	14.570	14.434	28.336	1'52.843 P	224.5	12:00:02.521
15	4'27.263	24.042	14.199	13.456	22.807	5'41.767 P	235.3	12:05:44.288
16	27.854	23.252	14.065	13.280	22.615	1'41.066	235.8	12:07:25.354
17	28.173	23.381	14.159	13.316	22.569	1'41.598	233.8	12:09:06.952
18	27.711	23.289	14.166	13.294	22.522	1'40.982	232.8	12:10:47.934
19	27.818	23.268	14.167	13.363	22.718	1'41.334	234.8	12:12:29.268
20	32.217	24.397	14.627	13.676	28.743	1'53.660 P	232.8	12:14:22.928
21	5'52.589	27.958	15.291	13.829	22.924	7'12.591 P	234.8	12:21:35.519
22	27.503	23.269	14.018	13.247	22.627	1'40.664	234.3	12:23:16.183
23	27.566	23.286	14.088	13.241	22.629	1'40.810	236.3	12:24:56.993
24	27.415	23.133	13.978	13.277	22.545	1'40.348	234.8	12:26:37.341
25	27.459	23.104	13.969	13.253	22.434	1'40.219	235.8	12:28:17.560
26	29.510	24.464	14.310	13.858	24.287	1'46.429	235.3	12:30:03.989


Riviera di Rimini Round, 17-18-19 June 2016
World Supersport - Chronological Analysis Free Practice 1st Session

Misano World Circuit 4.226 m

5 / 6

28° 63 Z. KHAIRUDDIN (1'41.922)									
Lap	Seg. 1	Seg. 2	Seg. 3	Seg. 4	Seg. 5	Lap Time	km/h	Local Time	
18	27.848	23.890	14.345	13.854	22.837	1'42.774	226.4	12:31'31.308	
1	29.600	24.931	14.487	14.759	23.576	1'47.353	233.8	11:34'08.349	
2	28.648	24.172	14.541	14.475	22.904	1'44.740	233.8	11:35'53.089	
3	28.381	23.977	14.309	14.412	22.724	1'43.803	234.3	11:37'36.892	
4	28.362	23.745	14.242	14.020	22.806	1'43.175	234.8	11:39'20.067	
5	28.148	23.583	14.181	14.050	22.553	1'42.515	235.3	11:41'02.582	
6	27.914	23.470	14.170	14.136	22.517	1'42.207	235.3	11:42'44.789	
7	38.159	26.044	14.709	14.572	32.304	2'05.788 P	233.8	11:44'50.577	
8	10'42.054	24.398	14.608	13.951	22.864	1'57.875 P	231.8	11:56'48.452	
9	28.022	23.506	14.172	13.947	22.603	1'42.250	233.3	11:58'30.702	
10	27.519	23.417	14.463	14.048	22.475	1'41.922	231.8	12:00'12.624	
11	27.933	23.648	14.324	14.173	22.595	1'42.673	230.3	12:01'55.297	
12	27.835	24.444	15.344	14.950	30.955	1'53.528 P	222.7	12:03'48.825	
13	6'21.519	25.467	18.636	15.275	23.553	7'44.450 P	183.1	12:11'33.275	
14	27.327	29.299	18.483	17.348	30.169	2'02.626 P		12:13'35.901	
15	7'53.766	26.712	19.828	22.169	23.303	9'25.778 P		12:23'01.679	
16	27.561	23.466	15.105	21.255	30.333	1'57.720 P	167.4	12:24'59.399	

29° 10 N. CALERO (1'42.075)									
Lap	Seg. 1	Seg. 2	Seg. 3	Seg. 4	Seg. 5	Lap Time	km/h	Local Time	
1	29.609	26.399	15.428	15.334	24.367		225.0	11:32'14.313	
2	28.803	24.418	14.419	14.509	23.481	1'45.630	230.3	11:35'47.789	
3	28.456	24.270	14.454	14.226	23.216	1'44.622	229.3	11:37'32.411	
4	35.111	24.306	14.474	14.170	23.186	1'51.247	230.3	11:39'23.658	
5	28.055	24.120	14.526	14.058	23.078	1'43.837	228.3	11:41'07.495	
6	33.239	24.859	14.457	14.122	23.021	1'49.698	228.3	11:42'57.193	
7	36.401	26.704	15.329	16.045	32.723	2'07.202 P	215.6	11:45'04.395	
8	15'48.829	24.864	15.796	15.507	23.734	1'708.730 P	220.9	12:02'13.125	
9	28.118	24.327	14.508	14.016	23.160	1'44.129	231.3	12:03'57.254	
10	28.358	24.155	14.479	13.990	23.066	1'44.048	228.8	12:05'41.302	
11	33.626	25.018	14.386	14.437	28.078	1'55.545	231.8	12:07'36.847	
12	28.119	23.739	14.366	14.159	22.980	1'43.363	228.3	12:09'20.210	
13	33.511	30.094	15.655	15.408	32.396	2'07.064 P	217.7	12:11'27.274	
14	4'39.719	24.626	16.692	16.787	30.360	6'08.184 P	177.6	12:17'35.458	
15	28.297	23.957	14.455	14.173	22.876	1'43.758	229.3	12:19'19.216	
16	28.514	23.543	14.270	13.853	22.763	1'42.943	230.3	12:21'02.159	
17	32.664	25.601	17.526	19.686	24.269	1'59.746		12:23'01.905	
18	27.625	23.623	14.206	13.835	22.786	1'42.075	229.8	12:24'43.980	
19	32.246	28.686	16.684	13.914	22.756	1'54.286	218.2	12:26'38.266	
20	27.796	26.348	14.364	14.081	22.707	1'45.296	229.8	12:28'23.562	
21	27.737	23.761	14.295	13.945	22.780	1'42.518	229.8	12:30'06.080	

30° 82 L. CIPICIANI (1'42.437)									
Lap	Seg. 1	Seg. 2	Seg. 3	Seg. 4	Seg. 5	Lap Time	km/h	Local Time	
1	1'12.060	27.211	15.769	15.008	24.384	2'34.432 P	214.7	11:31'54.296	
2	28.989	24.932	14.930	14.566	23.553	1'46.970	222.7	11:34'28.728	
3	28.732	24.347	14.712	14.600	23.438	1'45.829	219.5	11:36'15.698	
4	28.468	24.866	14.802	14.350	23.519	1'46.005	219.1	11:38'01.527	
5	28.346	24.331	14.560	14.227	2'23.991	3'45.455 P	226.9	11:39'47.532	
6	1'04.362	25.027	14.709	14.181	23.160	2'21.439 P	222.2	11:45'54.426	
7	28.215	23.901	14.256	14.163	23.045	1'43.580	228.8	11:47'38.006	
8	28.219	24.065	14.434	13.923	23.065	1'43.706	228.8	11:49'21.712	
9	28.105	24.324	14.336	13.928	2'08.708	3'29.401 P	228.8	11:52'51.113	
10	1'03.511	25.215	14.548	14.002	23.233	2'20.509 P	229.3	11:55'11.622	
11	28.172	24.017	14.305	13.893	23.023	1'43.410	231.3	11:56'55.032	
12	28.199	24.315	14.256	13.805	23.025	1'43.600	231.3	11:58'38.632	
13	28.583	24.557	14.393	14.074	15'07.331	16'28.938 P	225.9	12:15'07.570	
14	1'08.030	24.944	14.626	14.121	23.312	2'25.033 P	228.8	12:17'32.603	
15	27.820	24.126	14.276	13.696	22.859	1'42.777	229.8	12:19'15.380	
16	27.922	23.822	14.238	13.664	22.791	1'42.437	230.8	12:20'57.817	
17	27.807	23.624	14.173	13.979	23.175	1'42.758	234.3	12:22'40.575	
18	28.258	23.804	14.235	13.685	22.701	1'42.683	231.3	12:24'23.258	
19	27.919	23.899	14.336	13.914	1'30.427	2'50.499 P	229.8	12:27'13.753	
20	59.480	24.333	14.440	13.863	23.093	2'15.209 P	229.8	12:29'28.962	
21	28.055	23.902	14.233	13.810	22.872	1'42.872	229.3	12:31'11.834	

31° 23 C. TANGRE (1'42.479)									
Lap	Seg. 1	Seg. 2	Seg. 3	Seg. 4	Seg. 5	Lap Time	km/h	Local Time	
1	1'01.141	27.070	15.996	15.762	24.662	2'24.631 P	220.9	11:31'13.413	
2	29.410	24.808	14.919	14.682	23.823	1'47.642	226.9	11:35'25.686	
3	28.984	24.268	14.669	14.217	23.289	1'45.427	229.8	11:37'11.113	
4	28.945	24.081	14.556	14.303	23.264	1'45.149	229.3	11:38'56.262	

P = Pits In/Out - C = Lap-Time Cancelled

These data/results cannot be reproduced, stored and/or transmitted in whole or in part by any manner of electronic, mechanical, photocopying, recording, broadcasting, or otherwise now known or herein after developed without the previous express consent by the copyright owner, except for reproduction in daily press and regular printed publications on sale to the public within 60 days of the event related to those data/results and always provided that copyright symbol appears together as follows below.

© DORNA WSBK ORGANIZATION Srl 2016

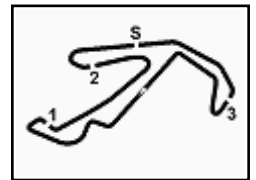
PIRELLI PERUGIA TIMING


Official Tyre Supplier



SWISS WATCHES SINCE 1853

Official Timekeeper



Riviera di Rimini Round, 17-18-19 June 2016

World Supersport - Chronological Analysis Free Practice 1st Session

Misano World Circuit 4.226 m

6 / 6

1	30.021	25.587	15.145	15.351	24.016	1'50.120	213.4	11:34'08.469	4	28.710	24.474	14.667	14.151	24.666	1'46.668	224.1	11:38'00.065
2	29.516	25.031	14.836	14.296	32.927	1'56.606 P	220.0	11:36'05.075	5	29.382	26.000	14.892	14.818	23.741	1'48.833	205.3	11:39'48.898
3	6'35.911	25.136	14.625	14.142	23.981	7'53.795 P	227.4	11:43'58.870	6	31.806	24.868	14.640	15.031	31'26.826	32'53.171 P	220.4	12:12'42.069
4	28.717	24.110	14.429	14.046	23.348	1'44.650	225.0	11:45'43.520	7	55.485	24.621	14.683	14.260	23.792	2'12.841 P	222.2	12:14'54.910
5	28.184	23.970	14.373	14.205	23.244	1'43.976	226.4	11:47'27.496	8	28.709	25.439	14.519	14.129	23.962	1'46.758	225.0	12:16'41.668
6	27.990	23.901	14.451	13.777	22.972	1'43.091	224.5	11:49'10.587	9	31.192	24.270	14.583	13.948	1'08.284	2'32.277 P	222.7	12:19'13.945
7	31.343	26.620	15.316	13.680	23.019	1'49.978	220.4	11:51'00.565	10	50.182	24.513	14.847	14.032	23.721	2'07.295 P	224.1	12:21'21.240
8	27.982	24.098	14.551	13.714	22.842	1'43.187	225.5	11:52'43.752	11	28.553	26.688	15.718	14.052	24.000	1'49.011	216.9	12:23'10.251
9	27.909	23.874	14.397	13.701	22.768	1'42.649	225.5	11:54'26.401	12	28.431	25.696	14.877	14.077	1'06.104	2'29.185 P	224.5	12:25'39.436
10	30.330	24.878	15.266	14.207	32.655	1'57.336 P	219.1	11:56'23.737									
11	6'51.134	24.335	16.389	15.713	26.333	8'13.904 P		12:04'37.641									
12	28.234	23.844	14.265	13.720	22.775	1'42.838	227.8	12:06'20.479									
13	27.983	24.032	14.357	13.759	22.861	1'42.992	227.4	12:08'03.471									

35° 35 S. HILL (1'42.688)

Lap	Seg. 1	Seg. 2	Seg. 3	Seg. 4	Seg. 5	Lap Time	km/h	Local Time
1	29.574	26.427	15.138	14.917	24.532	1'47.478	208.1	11:32'22.957
2	29.071	24.844	14.568	15.058	23.434	1'45.668	225.9	11:34'10.435
3	28.424	24.423	14.439	14.196	23.697	1'45.012	226.9	11:35'56.103
4	28.110	24.204	14.347	13.705	23.126	1'43.492	229.3	11:37'41.115
5	28.363	24.116	14.277	13.864	23.155	1'43.775	227.8	11:39'24.607
6	28.286	23.948	14.299	14.111	23.076	1'43.720	228.8	11:41'08.382
7	28.088	23.874	14.340	13.982	23.206	1'43.490	225.9	11:42'52.102
8	32.802	26.569	14.775	14.372	34.146	2'02.664 P	222.7	11:44'35.592
9	5'11.948	24.558	14.555	14.158	23.087	6'28.306 P	225.5	11:46'38.256
10	27.890	23.738	14.231	13.785	23.151	1'42.795	226.4	11:53'06.562
11	27.969	23.907	14.370	13.891	23.391	1'43.528	226.9	11:54'49.357
12	28.046	23.862	14.486	13.802	22.775	1'42.971	226.9	11:56'32.885
13	27.925	24.222	14.377	13.761	23.990	1'44.275	226.9	11:58'15.856
14	28.260	23.936	14.402	13.886	22.991	1'43.475	226.4	12:00'00.131
15	28.123	24.070	14.398	14.020	23.094	1'43.705	225.0	12:01'43.606
16	28.214	23.961	14.398	14.323	23.047	1'43.943	224.5	12:03'27.311
17	28.088	23.765	14.414	13.982	23.350	1'43.599	225.0	12:05'11.254
18	31.574	27.855	14.779	14.788	33.634	2'02.630 P	221.8	12:06'54.853
19	10'36.470	24.646	17.482	15.754	23.348	11'57.700 P		12:08'57.483
20	27.886	23.880	14.237	13.858	22.991	1'42.852	227.4	12:20'55.183
21	41.059	36.267	14.664	14.488	23.241	2'09.719	227.4	12:22'38.035
22	28.067	23.828	14.345	14.160	22.964	1'43.364	228.3	12:24'47.754
23	27.839	23.960	14.234	13.748	22.907	1'42.688	227.4	12:26'31.118
24	33.861	24.133	14.373	14.038	24.140	1'50.545	229.8	12:28'13.806
								12:30'04.351

36° 50 B. ORTT (1'44.251)

Lap	Seg. 1	Seg. 2	Seg. 3	Seg. 4	Seg. 5	Lap Time	km/h	Local Time
1	56.828	27.394	16.052	16.017	25.605	2'21.896 P	218.6	11:29'57.911
2	35.048	25.616	15.027	14.746	24.514	1'54.951	224.1	11:32'19.807
3	29.565	24.762	14.857	15.290	35.799	2'00.273 P	225.0	11:34'14.758
4	2'27.871	24.864	14.873	14.589	23.996	3'46.193 P	225.0	11:36'15.031
5	29.296	24.142	14.764	16.729	25.491	1'50.422	226.9	11:40'01.224
6	29.361	24.714	14.774	14.627	23.730	1'47.206	225.5	11:41'51.646
7	29.275	24.472	14.768	14.640	23.831	1'46.986	224.1	11:43'38.852
8	29.370	24.408	14.759	14.598	23.912	1'46.986	224.1	11:45'25.838
9	28.862	24.644	14.616	14.349	23.677	1'47.047	224.1	11:47'12.885
10	29.059	24.454	14.850	14.277	23.675	1'46.148	224.5	11:48'59.033
11	28.985	24.249	14.660	14.104	23.611	1'46.315	224.1	11:48'59.033
12	28.749	24.289	14.607	14.130	23.608	1'45.609	225.0	11:50'45.348
13	30.353	30.574	15.136	14.304	23.853	1'54.220	225.9	11:52'30.957
14	29.142	24.525	14.704	14.498	32.453	1'55.322 P	225.5	11:54'16.340
15	10'45.036	26.962	15.903	15.717	25.642	12'09.260 P	216.9	11:56'10.560
16	29.360	24.705	14.618	14.163	23.733	1'46.579	223.6	11:58'05.882
17	28.807	24.181	14.592	14.134	23.561	1'45.275	224.1	12:10'15.142
18	28.900	24.421	14.629	14.065	23.570	1'45.585	225.5	12:12'01.721
19	28.645	24.926	14.721	14.282	23.663	1'46.237	224.1	12:13'46.996
20	28.777	24.289	14.610	14.008	23.516	1'45.200	225.0	12:15'32.581
21	29.017	27.119	15.641	15.215	24.939	1'51.931	204.2	12:17'18.818
22	28.705	24.043	14.427	14.073	23.319	1'44.567	228.3	12:19'04.018
23	29.094	24.117	14.531	14.021	23.238	1'45.001	228.3	12:20'55.949
24	28.692	23.910	14.513	14.054	23.244	1'44.413	225.9	12:22'40.516
25	28.581	23.856	14.432	14.214	23.168	1'44.251	225.0	12:24'25.517
26	28.597	23.811	14.410	14.139	23.348	1'44.305	226.4	12:26'09.930
27	28.598	23.851	14.484	14.430	24.852	1'48.215	226.4	12:27'54.181
								12:29'38.486
								12:31'26.701

37° 7 A. LICCIARDI (1'46.419)

Lap	Seg. 1	Seg. 2	Seg. 3	Seg. 4	Seg. 5	Lap Time	km/h	Local Time
1	57.162	26.416	15.103	14.840	24.377	2'17.898 P	223.1	11:30'21.232
2	29.894	24.871	14.823	14.415	23.845	1'47.848	221.3	11:32'39.130
3	28.816	25.497	14.533	14.119	23.454	1'46.419	224.1	11:34'26.978
								11:36'13.397

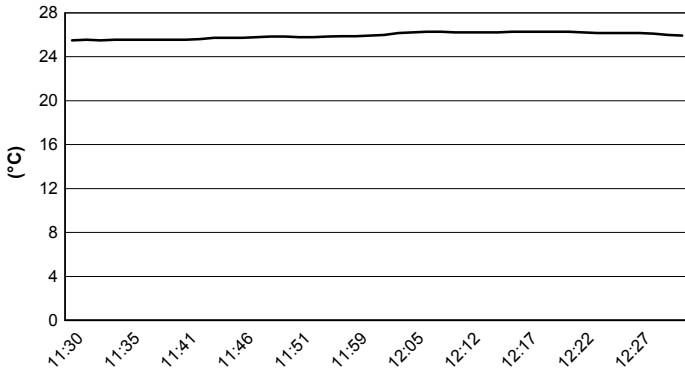
P = Pits In/Out - C = Lap-Time Cancelled

These data/results cannot be reproduced, stored and/or transmitted in whole or in part by any manner of electronic, mechanical, photocopying, recording, broadcasting or otherwise now known or herein after developed without the previous express consent by the copyright owner, except for reproduction in daily press and regular printed publications on sale to the public within 60 days of the event related to those data/results and always provided that copyright symbol appears together as follows below.

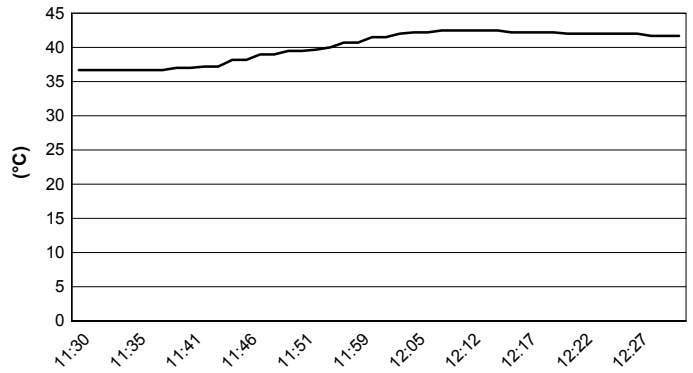
© DORNA WSBK ORGANIZATION Srl 2016

Session started 11:30 Session ended 12:31

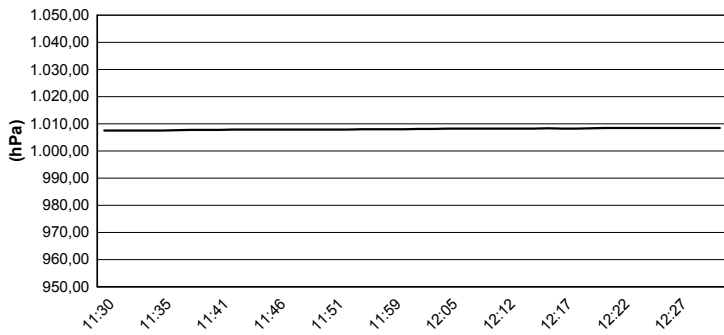
Air Temperature



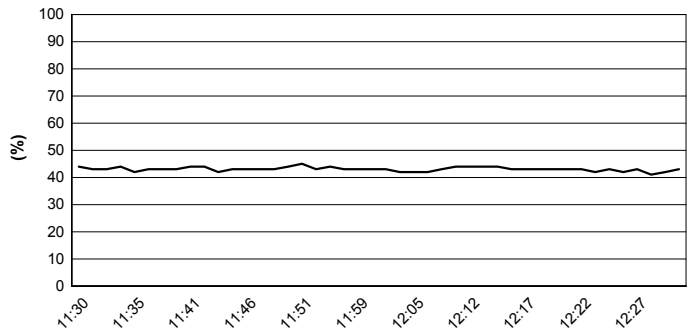
Track Temperature



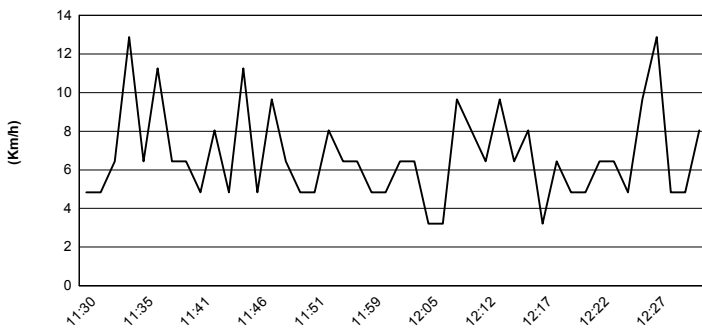
Air Pressure



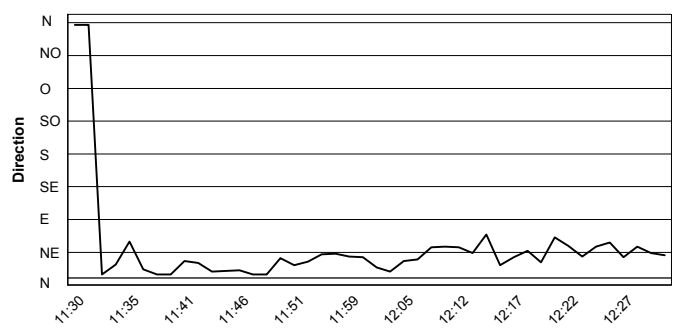
Humidity



Wind Speed



Wind Direction



These data/results cannot be reproduced, stored and/or transmitted in whole or in part by any manner of electronic, mechanical, photocopying, recording, broadcasting or otherwise now known or herein after developed without the previous express consent by the copyright owner, except for reproduction in daily press and regular printed publications on sale to the public within 60 days of the event related to those data/results and always provided that copyright symbol appears together as follows below.
 © DORNA WSBK ORGANIZATION Srl 2016