

Malaysian Round, 13-14-15 May 2016

102/06

Sepang International Circuit 5.543 m

World Superbike - Results Race 1

1 / 2

Laps 16 = 88,688 Km - Time Of Race 33'30.487 - Avg. 158,806 km/h

Pos	Race	Grid	No. Rider	Nat	Team	Bike	LL	Gap	Fastest Lap	Speed	Qualifying		Ranking		
											Time	Speed	R1	R2	Tot
1	1	66	T. SYKES	GBR	Kawasaki Racing Team	Kawasaki ZX-10R	16		2'03.637	293,9	2'02.246	296,3	25	179	3
2	3	1	J. REA	GBR	Kawasaki Racing Team	Kawasaki ZX-10R	16	5.600	2'04.556	297,1	2'03.021	297,1	20	241	1
3	5	7	C. DAVIES	GBR	Aruba.it Racing - Ducati	Ducati Panigale R	16	8.039	2'04.688	301,2	2'03.485	294,7	16	202	2
4	8	81	J. TORRES	ESP	Allthea BMW Racing Team	BMW S1000 RR	16	17.666	2'05.375	301,2	2'03.855	301,2	13	100	5
5	2	22	A. LOWES	GBR	Pata Yamaha Official WorldSBK Team	Yamaha YZF R1	16	18.613	2'04.798	294,7	2'03.002	293,9	11	70	8
6	9	34	D. GIUGLIANO	ITA	Aruba.it Racing - Ducati	Ducati Panigale R	16	19.871	2'05.386	296,3	2'04.052	293,9	10	98	6
7	10	60	M. VAN DER MARK	NED	Honda World Superbike Team	Honda CBR1000RR SP	16	24.120	2'05.244	297,9	2'04.183	295,5	9	115	4
8	4	69	N. HAYDEN	USA	Honda World Superbike Team	Honda CBR1000RR SP	16	25.461	2'04.729	297,9	2'03.435	297,1	8	90	7
9	11	13	A. WEST	AUS	Pedercini Racing	Kawasaki ZX-10R	16	32.989	2'05.694	293,9	2'04.440	296,3	7	7	20
10	12	2	L. CAMIER	GBR	MV Agusta Reparto Corse	MV Agusta 1000 F4	16	35.464	2'06.902	289,2	2'05.399	287,6	6	66	9
11	14	25	J. BROOKES	AUS	Milwaukee BMW	BMW S1000 RR	16	39.437	2'06.217	302,1	2'06.699	294,7	5	35	15
12	16	17	K. ABRAHAM	CZE	Milwaukee BMW	BMW S1000 RR	16	39.860	2'06.598	297,9	2'07.192	293,9	4	18	17
13	17	99	L. SCASSA	ITA	VFT Racing	Ducati Panigale R	16	46.721	2'07.497	287,6	2'07.628	286,9	3	3	21
14	15	12	X. FORÉS	ESP	Barni Racing Team	Ducati Panigale R	16	52.634	2'05.938	293,9	2'06.787	292,3	2	51	12
15	18	16	J. HOOK	AUS	Grillini Racing Team	Kawasaki ZX-10R	16	1'10.599	2'08.425	289,9	2'11.197	282,4	1	1	24
16	21	9	D. SCHMITTER	SUI	Grillini Racing Team	Kawasaki ZX-10R	16	1'19.352	2'08.449	291,5	2'11.881	279,4		1	25
17	19	11	S. AL SULAITI	QAT	Pedercini Racing	Kawasaki ZX-10R	16	1'21.034	2'08.755	283,8	2'11.320	280,2			
18	23	4	G. VIZZIELLO	ITA	Team GoEleven	Kawasaki ZX-10R	16	1'51.315	2'09.809	286,9	2'16.701	280,9			
19	20	10	I. TÓTH	HUN	Team Tóth	Yamaha YZF R1	15	1 Lap	2'10.850	285,3	2'11.720	282,4			
-----Not Classified-----															
RET	6	21	M. REITERBERGER	GER	Allthea BMW Racing Team	BMW S1000 RR	12	4 Laps	2'05.598	302,1	2'03.549	300,4		47	13
RET	7	32	L. SAVADORI	ITA	IodaRacing Team	Aprilia RSV4 RF	9	7 Laps	2'05.981	302,9	2'03.612	302,1		64	10
RET	13	15	A. DE ANGELIS	RSM	IodaRacing Team	Aprilia RSV4 RF	7	9 Laps	2'06.135	297,1	2'06.691	297,9		32	16
RET	22	119	P. SZKOPEK	POL	Team Tóth	Yamaha YZF R1	6	10 Laps	2'08.452	289,9	2'12.277	286,9			

AIR	Humidity:	71%	Temp:	32°C
TRACK	Condition:	Dry	Temp:	46°C

Fastest Lap	2° Tom Sykes	2'03.637	161,398	Km/h
Lap Record:	2015 T.Sykes	2'03.654	161,380	Km/h
Best Lap	2016 T.Sykes	2'02.246	163,230	Km/h

LAP LEADERS				
No. Rider	From	To	Laps	Total
66 T. SYKES	1	16	16	16

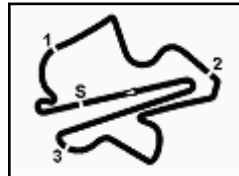
TOTAL LEADER LAPS	
No. Rider	Laps
7 C. DAVIES	84
66 T. SYKES	72
1 J. REA	44
60 M. VAN DER MARK	8
25 J. BROOKES	5
22 A. LOWES	1
44 L. MAHIAS	1

Start 14/05/2016 16:01 End 16:37 The results are provisional until the end of the time limit for protests and appeals and the completion of the technical checks.

These data/results cannot be reproduced, stored and/or transmitted in whole or in part by any manner of electronic, mechanical, photocopying, recording, broadcasting or otherwise now known or herein after developed without the previous express consent by the copyright owner, except for reproduction in daily press and regular printed publications on sale to the public within 60 days of the event related to those data/results and always provided that copyright symbol appears together as follows below.

© DORNA WSBK ORGANIZATION Srl 2016





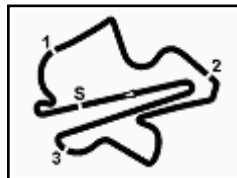
RACE HIGHLIGHTS

15.58.20		Warm-up Lap Start
16.01.51		Start
16.03.15		No Jump Start
16.06.29		New Lap Record
16.13.10	22 Lowes	On the Gravel - Re-Joined - Turn 4
16.16.04	119 Szkopek	Crashed - Turn 9
16.16.30	119 Szkopek	Out
16.17.05	10 Tóth	Entered Pits
16.18.21	15 De Angelis	Crashed - Turn 12
16.19.05	15 De Angelis	Out
16.21.57	32 Savadori	Crashed - Turn 7
16.22.47	32 Savadori	Out
16.27.45	21 Reiterberger	Technical Problem - Pit Lane Exit
16.28.09	21 Reiterberger	Out
16.37.08		End Of Session

Start End The results are provisional until the end of the time limit for protests and appeals
14/05/2016 16:01 16:37 and the completion of the technical checks.

These data/results cannot be reproduced, stored and/or transmitted in whole or in part by any manner of electronic, mechanical, photocopying, recording, broadcasting or otherwise now known or herein after developed without the previous express consent by the copyright owner, except for reproduction in daily press and regular printed publications on sale to the public within 60 days of the event related to those data/results and always provided that copyright symbol appears together as follows below.

© DORNA WSBK ORGANIZATION Srl 2016



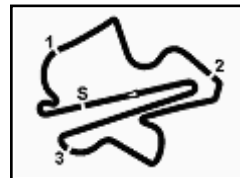
Malaysian Round, 13-14-15 May 2016 World Superbike - Lap Chart Race 1

Pos	Lap															
	1	2	3	4	5	6	7	8	9	10	11	12	13	14	15	16
1	66	66	66	66	66	66	66	66	66	66	66	66	66	66	66	66
2	22	1	1	1	1	1	1	1	1	1	1	1	1	1	1	1
3	1	7	7	7	7	7	7	7	7	7	7	7	7	7	7	7
4	7	22	22	22	22	69	69	69	34	21	21	81	81	81	81	81
5	34	69	69	69	69	34	34	34	21	34	34	34	22	22	22	22
6	69	34	34	34	34	60	21	21	69	69	81	69	34	34	34	34
7	60	60	60	60	60	21	60	60	81	81	69	22	69	69	60	60
8	21	81	81	81	81	81	81	81	60	60	60	60	60	60	69	69
9	81	21	21	21	21	22	22	22	22	22	22	13	13	13	13	13
10	13	13	13	13	13	13	32	32	32	13	13	25	25	2	2	2
11	32	32	32	32	32	32	13	13	13	25	25	2	2	25	25	25
12	15	15	15	25	12	25	25	25	25	17	2	17	17	17	17	17
13	25	25	25	12	25	15	15	17	17	2	17	21	12	12	99	99
14	2	12	12	15	15	12	12	12	2	12	12	12	99	99	12	12
15	12	17	17	17	17	17	17	2	12	99	99	99	16	16	16	16
16	17	2	2	2	2	2	2	99	99	16	16	16	9	9	9	9
17	16	99	99	99	99	99	99	16	16	9	9	9	11	11	11	11
18	99	16	9	16	16	16	16	9	9	11	11	11	4	4	4	4
19	9	9	16	9	9	9	9	11	11	4	4	4	10	10	10	10
20	11	119	119	119	119	119	11	4	4	10	10	10				
21	119	11	11	11	11	11	4	10	10							
22	4	4	4	4	4	4	10									
23	10	10	10	10	10	10										

Final Result		
1	66 T. SYKES	Laps 16
2	1 J. REA	5.600
3	7 C. DAVIES	8.039
4	81 J. TORRES	17.666
5	22 A. LOWES	18.613
6	34 D. GIUGLIANO	19.871
7	60 M. VAN DER MARK	24.120
8	69 N. HAYDEN	25.461
9	13 A. WEST	32.989
10	2 L. CAMIER	35.464
11	25 J. BROOKES	39.437
12	17 K. ABRAHAM	39.860
13	99 L. SCASSA	46.721
14	12 X. FORÉS	52.634
15	16 J. HOOK	1'10.599
16	9 D. SCHMITTER	1'19.352
17	11 S. AL SULAITI	1'21.034
18	4 G. VIZZIELLO	1'51.315
19	10 i. TÓTH	1 Lap
RET	21 M. REITERBERGER	4 Laps
RET	32 L. SAVADORI	7 Laps
RET	15 A. DE ANGELIS	9 Laps
RET	119 P. SZKOPEK	10 Laps

These data/results cannot be reproduced, stored and/or transmitted in whole or in part by any manner of electronic, mechanical, photocopying, recording, broadcasting or otherwise now known or herein after developed without the previous express consent by the copyright owner, except for reproduction in daily press and regular printed publications on sale to the public within 60 days of the event related to those data/results and always provided that copyright symbol appears together as follows below.

© DORNA WSBK ORGANIZATION Srl 2016



Malaysian Round, 13-14-15 May 2016 World Superbike - Lap Chart Race 1

15	16 J.Hook (AUS)	55.646
16	9 D.Schmitter (SUI)	1'03.225
17	11 S.Al Sulaiti (QAT)	1'05.919
18	4 G.Vizziello (ITA)	1'28.724
19	10 I.Tóth (HUN)	

Lap 14

1	66 T.Sykes (GBR)	
2	1 J.Rea (GBR)	5.038
3	7 C.Davies (GBR)	7.001
4	81 J.Torres (ESP)	17.613
5	22 A.Lowes (GBR)	18.259
6	34 D.Giugliano (ITA)	18.877
7	69 N.Hayden (USA)	20.265
8	60 M.van der Mark (NED)	20.599
9	13 A.West (AUS)	28.549
10	2 L.Camier (GBR)	33.428
11	25 J.Brookes (AUS)	34.848
12	17 K.Abraham (CZE)	35.847
13	12 X.Forés (ESP)	43.208
14	99 L.Scassa (ITA)	43.460
15	16 J.Hook (AUS)	1'00.253
16	9 D.Schmitter (SUI)	1'07.996
17	11 S.Al Sulaiti (QAT)	1'11.728
18	4 G.Vizziello (ITA)	1'36.251
19	10 I.Tóth (HUN)	

Lap 15

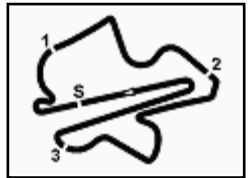
1	66 T.Sykes (GBR)	
2	1 J.Rea (GBR)	5.186
3	7 C.Davies (GBR)	7.607
4	81 J.Torres (ESP)	17.691
5	22 A.Lowes (GBR)	18.965
6	34 D.Giugliano (ITA)	19.419
7	60 M.van der Mark (NED)	22.428
8	69 N.Hayden (USA)	22.762
9	13 A.West (AUS)	30.601
10	2 L.Camier (GBR)	34.334
11	25 J.Brookes (AUS)	36.930
12	17 K.Abraham (CZE)	37.851
13	99 L.Scassa (ITA)	45.023
14	12 X.Forés (ESP)	48.158
15	16 J.Hook (AUS)	1'05.323
16	9 D.Schmitter (SUI)	1'13.528
17	11 S.Al Sulaiti (QAT)	1'16.422
18	4 G.Vizziello (ITA)	1'43.693
19	10 I.Tóth (HUN)	

Lap 16

1	66 T.Sykes (GBR)	
2	1 J.Rea (GBR)	5.600
3	7 C.Davies (GBR)	8.039
4	81 J.Torres (ESP)	17.666
5	22 A.Lowes (GBR)	18.613
6	34 D.Giugliano (ITA)	19.871
7	60 M.van der Mark (NED)	24.120
8	69 N.Hayden (USA)	25.461
9	13 A.West (AUS)	32.989
10	2 L.Camier (GBR)	35.464
11	25 J.Brookes (AUS)	39.437
12	17 K.Abraham (CZE)	39.860
13	99 L.Scassa (ITA)	46.721
14	12 X.Forés (ESP)	52.634
15	16 J.Hook (AUS)	1'10.599
16	9 D.Schmitter (SUI)	1'19.352
17	11 S.Al Sulaiti (QAT)	1'21.034
18	4 G.Vizziello (ITA)	1'51.315

These data/results cannot be reproduced, stored and/or transmitted in whole or in part by any manner of electronic, mechanical, photocopying, recording, broadcasting or otherwise now known or herein after developed without the previous express consent by the copyright owner, except for reproduction in daily press and regular printed publications on sale to the public within 60 days of the event related to those data/results and always provided that copyright symbol appears together as follows below.

© DORNA WSBK ORGANIZATION Srl 2016


Malaysian Round, 13-14-15 May 2016
World Superbike - Best Sector & Speed Race 1

Sepang International Circuit 5.543 m

Results

			Laps
1	66 T. SYKES	Kawasaki ZX-10R	16
2	1 J. REA	Kawasaki ZX-10R	5.600
3	7 C. DAVIES	Ducati Panigale R	8.039
4	81 J. TORRES	BMW S1000 RR	17.666
5	22 A. LOWES	Yamaha YZF R1	18.613
6	34 D. GIUGLIANO	Ducati Panigale R	19.871
7	60 M. VAN DER MARK	Honda CBR1000RR SP	24.120
8	69 N. HAYDEN	Honda CBR1000RR SP	25.461
9	13 A. WEST	Kawasaki ZX-10R	32.989
10	2 L. CAMIER	MV Agusta 1000 F4	35.464
11	25 J. BROOKES	BMW S1000 RR	39.437
12	17 K. ABRAHAM	BMW S1000 RR	39.860
13	99 L. SCASSA	Ducati Panigale R	46.721
14	12 X. FORÉS	Ducati Panigale R	52.634
15	16 J. HOOK	Kawasaki ZX-10R	1'10.599
16	9 D. SCHMITTER	Kawasaki ZX-10R	1'19.352
17	11 S. AL SULAITI	Kawasaki ZX-10R	1'21.034
18	4 G. VIZZIELLO	Kawasaki ZX-10R	1'51.315
19	10 I. TÓTH	Yamaha YZF R1	1 Lap
RET	21 M. REITERBERGER	BMW S1000 RR	4 Laps
RET	32 L. SAVADORI	Aprilia RSV4 RF	7 Laps
RET	15 A. DE ANGELIS	Aprilia RSV4 RF	9 Laps
RET	119 P. SZKOPEK	Yamaha YZF R1	10 Laps

Top Speeds

1	32 L. SAVADORI	Aprilia RSV4 RF	302.9
2	25 J. BROOKES	BMW S1000 RR	302.1
3	21 M. REITERBERGER	BMW S1000 RR	302.1
4	7 C. DAVIES	Ducati Panigale R	301.2
5	81 J. TORRES	BMW S1000 RR	301.2
6	60 M. VAN DER MARK	Honda CBR1000RR SP	297.9
7	69 N. HAYDEN	Honda CBR1000RR SP	297.9
8	17 K. ABRAHAM	BMW S1000 RR	297.9
9	1 J. REA	Kawasaki ZX-10R	297.1
10	15 A. DE ANGELIS	Aprilia RSV4 RF	297.1
11	34 D. GIUGLIANO	Ducati Panigale R	296.3
12	22 A. LOWES	Yamaha YZF R1	294.7
13	12 X. FORÉS	Ducati Panigale R	293.9
14	13 A. WEST	Kawasaki ZX-10R	293.9
15	66 T. SYKES	Kawasaki ZX-10R	293.9
16	9 D. SCHMITTER	Kawasaki ZX-10R	291.5
17	119 P. SZKOPEK	Yamaha YZF R1	289.9
18	16 J. HOOK	Kawasaki ZX-10R	289.9
19	2 L. CAMIER	MV Agusta 1000 F4	289.2
20	99 L. SCASSA	Ducati Panigale R	287.6
21	4 G. VIZZIELLO	Kawasaki ZX-10R	286.9
22	10 I. TÓTH	Yamaha YZF R1	285.3
23	11 S. AL SULAITI	Kawasaki ZX-10R	283.8

Seg. 1		Seg. 2		Seg. 3		Seg. 4		Seg. 5	
1	25 J. BROOKES 4.553	1	66 T. SYKES 19.171	1	66 T. SYKES 30.072	1	22 A. LOWES 38.420	1	66 T. SYKES 31.222
2	32 L. SAVADORI 4.555	2	69 N. HAYDEN 19.365	2	22 A. LOWES 30.421	2	7 C. DAVIES 38.474	2	1 J. REA 31.248
3	81 J. TORRES 4.569	3	1 J. REA 19.375	3	69 N. HAYDEN 30.439	3	66 T. SYKES 38.493	3	69 N. HAYDEN 31.293
4	21 M. REITERBERG 4.576	4	7 C. DAVIES 19.452	4	60 M. VAN DER MAR 30.466	4	81 J. TORRES 38.507	4	7 C. DAVIES 31.328
5	15 A. DE ANGELIS 4.579	5	22 A. LOWES 19.482	5	21 M. REITERBERG 30.563	5	1 J. REA 38.511	5	21 M. REITERBERG 31.413
6	7 C. DAVIES 4.594	6	60 M. VAN DER MAR 19.530	6	1 J. REA 30.574	6	69 N. HAYDEN 38.672	6	34 D. GIUGLIANO 31.444
7	1 J. REA 4.607	7	34 D. GIUGLIANO 19.579	7	17 K. ABRAHAM 30.611	7	60 M. VAN DER MAR 38.694	7	25 J. BROOKES 31.576
8	69 N. HAYDEN 4.615	8	81 J. TORRES 19.677	8	7 C. DAVIES 30.623	8	34 D. GIUGLIANO 38.725	8	81 J. TORRES 31.629
9	17 K. ABRAHAM 4.633	9	21 M. REITERBERG 19.689	9	13 A. WEST 30.627	9	12 X. FORÉS 38.771	9	22 A. LOWES 31.629
10	34 D. GIUGLIANO 4.643	10	13 A. WEST 19.697	10	34 D. GIUGLIANO 30.634	10	32 L. SAVADORI 38.775	10	32 L. SAVADORI 31.666
11	60 M. VAN DER MAR 4.654	11	32 L. SAVADORI 19.726	11	12 X. FORÉS 30.691	11	21 M. REITERBERG 38.814	11	13 A. WEST 31.728
12	66 T. SYKES 4.671	12	25 J. BROOKES 19.785	12	25 J. BROOKES 30.703	12	13 A. WEST 38.847	12	15 A. DE ANGELIS 31.747
13	22 A. LOWES 4.676	13	2 L. CAMIER 19.793	13	81 J. TORRES 30.754	13	15 A. DE ANGELIS 38.856	13	12 X. FORÉS 31.766
14	13 A. WEST 4.683	14	15 A. DE ANGELIS 19.798	14	99 L. SCASSA 30.833	14	25 J. BROOKES 38.914	14	60 M. VAN DER MAR 31.778
15	12 X. FORÉS 4.689	15	12 X. FORÉS 19.846	15	2 L. CAMIER 30.866	15	17 K. ABRAHAM 39.040	15	17 K. ABRAHAM 31.838
16	119 P. SZKOPEK 4.720	16	99 L. SCASSA 19.948	16	32 L. SAVADORI 30.941	16	2 L. CAMIER 39.050	16	119 P. SZKOPEK 31.904
17	9 D. SCHMITTER 4.737	17	17 K. ABRAHAM 19.976	17	15 A. DE ANGELIS 30.956	17	99 L. SCASSA 39.068	17	2 L. CAMIER 32.010
18	2 L. CAMIER 4.758	18	16 J. HOOK 20.051	18	119 P. SZKOPEK 31.208	18	9 D. SCHMITTER 39.484	18	99 L. SCASSA 32.181
19	16 J. HOOK 4.761	19	119 P. SZKOPEK 20.278	19	16 J. HOOK 31.213	19	119 P. SZKOPEK 39.523	19	9 D. SCHMITTER 32.202
20	99 L. SCASSA 4.788	20	9 D. SCHMITTER 20.303	20	9 D. SCHMITTER 31.295	20	16 J. HOOK 39.548	20	11 S. AL SULAITI 32.252
21	10 I. TÓTH 4.805	21	4 G. VIZZIELLO 20.373	21	11 S. AL SULAITI 31.359	21	11 S. AL SULAITI 39.568	21	16 J. HOOK 32.338
22	11 S. AL SULAITI 4.817	22	11 S. AL SULAITI 20.405	22	10 I. TÓTH 31.625	22	4 G. VIZZIELLO 40.081	22	4 G. VIZZIELLO 32.591
23	4 G. VIZZIELLO 4.818	23	10 I. TÓTH 21.037	23	4 G. VIZZIELLO 31.701	23	10 I. TÓTH 40.301	23	10 I. TÓTH 32.828

14/05/2016

These data/results cannot be reproduced, stored and/or transmitted in whole or in part by any manner of electronic, mechanical, photocopying, recording, broadcasting or otherwise now known or herein after developed without the previous express consent by the copyright owner, except for reproduction in daily press and regular printed publications on sale to the public within 60 days of the event related to those data/results and always provided that copyright symbol appears together as follows below.

© DORNA WSBK ORGANIZATION Srl 2016

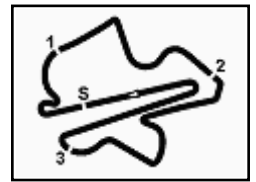
FICR PEROGIA TITING



Official Tyre Supplier



Official Timekeeper



Malaysian Round, 13-14-15 May 2016

World Superbike - Chronological Analysis Race 1

Sepang International Circuit 5.543 m

Start at 16:01'17.282

1 / 3

66 T. SYKES (2'03.637)								
Lap	Seg. 1	Seg. 2	Seg. 3	Seg. 4	Seg. 5	Lap Time	km/h	Local Time
1			30.517	38.605	31.222	2'09.562		16:03'26.844
2	4.675	19.171	30.072	38.493	31.226	2'03.637	293.9	16:05'30.481
3	4.671	19.312	30.347	38.570	31.402	2'04.302	293.9	16:07'34.783
4	4.684	19.376	30.546	38.744	31.524	2'04.874	292.3	16:09'39.657
5	4.688	19.314	30.407	38.726	31.615	2'04.750	293.1	16:11'44.407
6	4.697	19.408	30.615	38.799	31.512	2'05.031	292.3	16:13'49.438
7	4.697	19.529	30.791	38.917	31.569	2'05.503	292.3	16:15'54.941
8	4.701	19.426	30.664	38.913	31.609	2'05.313	291.5	16:18'00.254
9	4.694	19.475	30.756	38.837	31.552	2'05.314	292.3	16:20'05.568
10	4.691	19.450	30.625	38.900	31.520	2'05.186	292.3	16:22'10.754
11	4.684	19.562	30.748	39.075	31.690	2'05.759	293.1	16:24'16.513
12	4.707	19.591	30.813	39.057	31.504	2'05.672	291.5	16:26'22.185
13	4.693	19.627	30.795	39.200	31.658	2'05.973	292.3	16:28'28.158
14	4.674	19.753	30.973	39.132	31.652	2'06.184	293.1	16:30'34.342
15	4.679	19.724	30.984	39.334	31.810	2'06.531	293.1	16:32'40.873
16	4.677	19.843	31.133	39.403	31.840	2'06.896	293.1	16:34'47.769

22 A. LOWES (2'04.798)								
Lap	Seg. 1	Seg. 2	Seg. 3	Seg. 4	Seg. 5	Lap Time	km/h	Local Time
1								16:03'27.179
2	4.706	20.110						16:05'32.917
3	4.703	19.614	30.533	38.680	31.709	2'05.738	290.7	16:07'37.715
4	4.713	19.482	30.516	38.649	31.877	2'05.237	292.3	16:09'42.952
5	4.726	19.588	30.617	38.818	31.629	2'05.378	291.5	16:11'48.300
6	4.693	19.583	30.695	39.615	32.063	2'12.349	294.7	16:14'00.679
7	4.742	19.842	30.730	39.069	31.846	2'06.229	289.2	16:16'06.908
8	4.725	19.890	30.760	38.878	31.973	2'06.226	289.2	16:18'13.134
9	4.733	19.960	30.887	39.110	32.016	2'06.706	293.9	16:20'19.840
10	4.699	19.825	30.817	39.138	31.930	2'06.409	294.7	16:22'26.249
11	4.682	19.930	30.971	38.964	31.948	2'06.495	293.1	16:24'32.744
12	4.678	19.978	31.033	38.959	31.995	2'06.643	290.7	16:26'39.387
13	4.676	19.884	31.050	38.841	31.803	2'06.254	293.1	16:28'45.641
14	4.723	19.900	31.099	39.147	32.091	2'06.960	293.9	16:30'52.601
15	4.688	19.922	31.156	39.146	32.055	2'07.237	292.3	16:32'59.838
16	4.702	19.809	30.927	39.099	32.007	2'06.544	293.9	16:35'06.382

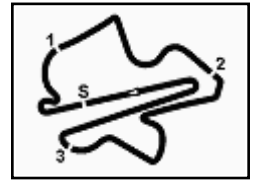
1 J. REA (2'04.556)								
Lap	Seg. 1	Seg. 2	Seg. 3	Seg. 4	Seg. 5	Lap Time	km/h	Local Time
1			30.873	38.511	31.464	2'09.972		16:03'27.254
2	4.607	19.375	30.574	38.578	31.422	2'04.556	297.1	16:05'31.810
3	4.663	19.571	30.632	38.583	31.248	2'04.697	295.5	16:07'36.507
4	4.657	19.583	30.768	38.898	31.392	2'05.298	295.5	16:09'41.805
5	4.661	19.555	30.814	38.894	31.562	2'05.486	296.3	16:11'47.291
6	4.666	19.663	30.860	38.916	31.389	2'05.494	295.5	16:13'52.785
7	4.672	19.608	30.899	38.788	31.347	2'05.314	295.5	16:15'58.099
8	4.657	19.669	30.968	38.912	31.480	2'05.686	296.3	16:18'03.785
9	4.655	19.864	30.948	38.963	31.597	2'06.027	296.3	16:20'09.812
10	4.662	19.637	30.874	38.739	31.408	2'05.320	295.5	16:22'15.132
11	4.650	19.626	31.186	38.909	31.454	2'05.825	297.1	16:24'20.957
12	4.659	19.774	30.951	39.063	31.451	2'05.898	296.3	16:26'26.855
13	4.656	19.726	31.099	39.003	31.552	2'06.036	297.1	16:28'32.891
14	4.654	19.858	31.156	39.200	31.621	2'06.489	296.3	16:30'39.380
15	4.640	19.873	31.241	39.171	31.754	2'06.679	297.1	16:32'46.059
16	4.651	19.937	31.400	39.393	31.929	2'07.310	296.3	16:34'53.369

34 D. GIUGLIANO (2'05.386)								
Lap	Seg. 1	Seg. 2	Seg. 3	Seg. 4	Seg. 5	Lap Time	km/h	Local Time
1								16:03'27.897
2	4.683	19.612						16:05'33.413
3	4.643	19.663	30.665	38.767	31.648	2'05.386	296.3	16:07'38.799
4	4.692	19.579	30.733	38.815	31.616	2'05.435	294.7	16:09'44.234
5	4.710	19.603	30.821	38.951	31.688	2'05.773	293.1	16:11'50.007
6	4.690	19.705	30.994	39.232	31.754	2'06.375	293.9	16:13'56.382
7	4.707	19.658	30.921	38.962	31.902	2'06.150	292.3	16:16'02.532
8	4.736	19.942	30.922	39.028	31.926	2'06.554	289.9	16:18'09.086
9	4.700	19.893	31.152	39.378	32.166	2'07.289	293.9	16:20'16.375
10	4.730	19.748	31.004	39.451	32.280	2'07.213	291.5	16:22'23.588
11	4.706	19.830	31.299	39.512	31.917	2'07.264	293.9	16:24'30.852
12	4.721	19.975	31.320	39.600	32.155	2'07.631	291.5	16:26'38.483
13	4.736	20.012	31.160	39.233	32.185	2'07.326	290.7	16:28'45.809
14	4.653	20.094	31.297	39.346	32.020	2'07.410	293.9	16:30'53.219
15	4.690	19.915	31.204	39.237	32.027	2'07.073	293.9	16:33'00.292
16	4.688	19.911	31.244	39.499	32.006	2'07.348	294.7	16:35'07.640

7 C. DAVIES (2'04.688)								
Lap	Seg. 1	Seg. 2	Seg. 3	Seg. 4	Seg. 5	Lap Time	km/h	Local Time
1			30.643	38.474	31.473	2'10.109		16:03'27.391
2	4.594	19.642	30.742	38.630	31.328	2'04.936	301.2	16:05'32.327
3	4.663	19.452	30.623	38.555	31.395	2'04.688	297.1	16:07'37.015
4	4.671	19.657	30.688	38.775	31.509	2'05.300	297.1	16:09'42.315
5	4.668	19.572	30.764	38.781	31.566	2'05.351	296.3	16:11'47.666
6	4.657	19.621	30.927	38.770	31.530	2'05.505	297.1	16:13'53.171
7	4.656	19.630	30.902	38.777	31.575	2'05.540	297.9	16:15'58.711
8	4.670	19.674	30.963	39.054	31.540	2'05.901	297.1	16:18'04.612
9	4.667	19.751	31.147	38.968	31.525	2'06.058	297.1	16:20'10.670
10	4.672	19.732	30.922	38.940	31.472	2'05.738	297.1	16:22'16.408
11	4.669	19.629	31.170	39.206	31.458	2'06.132	296.3	16:24'22.540
12	4.670	19.666	31.091	39.239	31.501	2'06.167	297.1	16:26'28.707
13	4.678	19.728	31.146	39.073	31.516	2'06.141	296.3	16:28'34.848
14	4.659	19.733	31.251	39.219	31.633	2'06.495	297.1	16:30'41.343
15	4.655	20.006	31.257	39.343	31.876	2'07.137	297.9	16:32'48.480
16	4.675	19.802	31.258	39.675	31.918	2'07.328	298.7	16:34'55.808

60 M. VAN DER MARK (2'05.244)								
Lap	Seg. 1	Seg. 2	Seg. 3	Seg. 4	Seg. 5	Lap Time	km/h	Local Time
1								16:03'28.960
2	4.654	19.530	30.466	38.694	31.900	2'05.244	297.9	16:05'34.204
3	4.702	19.748	30.645	38.715	31.847	2'05.657	293.9	16:07'39.861
4	4.706	19.647	30.895	38.841	31.778	2'05.867	293.9	16:09'45.728
5	4.700	19.704	30.933	38.929	31.789	2'06.055	294.7	16:11'51.783
6	4.697	19.785	30.936	38.959	31.803	2'06.180	294.7	16:13'57.963
7	4.706	19.999	31.002	39.094	32.301	2'07.102	294.7	16:16'05.065
8	4.680	19.776	30.933	39.094	31.809	2'06.292	295.5	16:18'11.357
9	4.684	19.963	31.006	39.391	32.365	2'07.409	296.3	16:20'18.766
10	4.680	19.984	31.001	39.205	31.900	2'06.770	297.1	16:22'25.326
11	4.679	19.916	31.000	39.143	32.022	2'06.760	296.3	16:24'32.296
12	4.692	20.015	31.123	39.786	32.058	2'07.674	293.9	16:26'39.970
13	4.685	20.074	31.115	39.371	31.959	2'07.204	293.9	16:28'47.174
14	4.657	20.031	31.434	39.646	31.999	2'07.767	297.1	16:30'54.941
15	4.671	20.081	31.518	39.778	32.312	2'08.360	294.7	16:33'03.301
16	4.697	20.164	31.592	39.794	32.341	2'08.588	293.1	16:35'11.889

81 J. TORRES (2'05.375)								
Lap	Seg. 1	Seg. 2	Seg. 3	Seg. 4	Seg. 5	Lap Time	km/h	Local Time
1			31.250	38.893	31.757	2'12.308		16:03'29.590
2	4.601	19.884	30.754	38.507	31.629	2'05.375	298.7	16:05'34.965
3	4.619	19.843	30.821	38.766	31.741			



Malaysian Round, 13-14-15 May 2016

World Superbike - Chronological Analysis Race 1

Sepang International Circuit 5.543 m

Start at 16:01'17.282

2 / 3

13 A. WEST (2'05.694)								
Lap	Seg. 1	Seg. 2	Seg. 3	Seg. 4	Seg. 5	Lap Time	km/h	Local Time
1			31.278	39.101	31.728	2'12.779		16:03'30.061
2	4.703	19.697	30.636	38.847	31.811	2'05.694	291.5	16:05'35.755
3	4.683	19.726	30.627	38.858	31.861	2'05.755	287.6	16:07'41.510
4	4.691	19.880	30.749	39.057	31.820	2'06.197	292.3	16:09'47.707
5	4.695	19.849	30.756	39.731	31.765	2'06.796	292.3	16:11'54.503
6	4.712	19.864	31.068	39.274	31.896	2'06.814	290.7	16:14'01.317
7	4.694	19.963	30.857	39.712	31.922	2'07.148	293.9	16:16'08.465
8	4.686	19.896	31.019	39.185	31.928	2'06.714	293.1	16:18'15.179
9	4.690	20.056	31.081	39.229	31.888	2'06.944	291.5	16:20'22.123
10	4.687	20.009	31.198	39.636	32.130	2'07.660	291.5	16:22'29.783
11	4.727	20.139	31.075	39.764	32.165	2'07.870	287.6	16:24'37.653
12	4.732	20.158	31.363	39.860	32.403	2'08.516	289.9	16:26'46.169
13	4.738	20.271	31.522	40.034	32.231	2'08.796	286.9	16:28'54.965
14	4.724	20.060	31.321	39.695	32.126	2'07.926	287.6	16:31'02.891
15	4.724	20.252	31.451	39.970	32.186	2'08.583	289.9	16:33'11.474
16	4.723	20.290	31.532	40.286	32.453	2'09.284	290.7	16:35'20.758

99 L. SCASSA (2'07.497)												
Lap	Seg. 1	Seg. 2	Seg. 3	Seg. 4	Seg. 5	Lap Time	km/h	Local Time				
1												
2	4.814	20.562				31.934	39.696	32.394	2'16.167	16:03'33.449		
3	4.842	20.086	30.910	39.428	32.231	2'07.497	30.833	39.068	32.416	2'07.693	287.6	16:05'41.142
4	4.839	20.203	31.079	39.439	32.414	2'07.974	282.4	16:09'56.613				
5	4.847	20.092	31.270	39.467	32.447	2'08.123	283.8	16:12'04.736				
6	4.834	20.177	31.225	39.580	32.361	2'08.177	285.3	16:14'12.913				
7	4.839	20.002	31.357	39.527	32.197	2'07.922	285.3	16:16'20.835				
8	4.844	19.948	31.116	39.360	32.351	2'07.619	284.6	16:18'28.454				
9	4.851	20.215	31.277	39.413	32.253	2'08.009	283.8	16:20'36.463				
10	4.826	20.094	31.349	39.752	32.253	2'08.274	286.1	16:22'44.737				
11	4.828	20.101	31.376	39.851	32.255	2'08.411	285.3	16:24'53.148				
12	4.832	20.127	31.308	39.748	32.250	2'08.265	286.1	16:27'01.413				
13	4.814	20.206	31.350	39.525	32.181	2'08.076	285.3	16:29'09.489				
14	4.805	20.242	31.195	39.693	32.378	2'08.313	287.6	16:31'17.802				
15	4.788	20.141	31.288	39.600	32.277	2'08.094	286.9	16:33'25.896				
16	4.810	20.142	31.468	39.770	32.404	2'08.594	286.9	16:35'34.490				

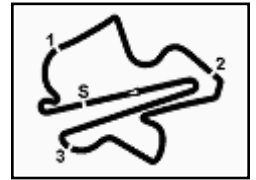
2 L. CAMIER (2'06.902)								
Lap	Seg. 1	Seg. 2	Seg. 3	Seg. 4	Seg. 5	Lap Time	km/h	Local Time
1			31.333	39.285	32.010	2'13.722		16:03'31.004
2	4.806	20.412	31.126	39.195	32.479	2'08.018	288.4	16:05'39.022
3	4.798	20.004	30.873	39.303	32.290	2'07.268	288.4	16:07'46.290
4	4.849	20.004	31.052	39.240	32.134	2'07.279	285.3	16:09'53.569
5	4.828	20.044	31.030	39.113	32.260	2'07.275	286.9	16:12'00.844
6	4.824	20.033	30.939	39.132	32.119	2'07.407	287.6	16:14'07.891
7	4.823	19.994	30.893	39.050	32.142	2'06.902	286.9	16:16'14.793
8	4.833	19.944	30.866	39.333	32.357	2'07.333	286.9	16:18'22.126
9	4.758	20.237	30.872	39.166	32.216	2'07.249	289.2	16:20'29.375
10	4.801	20.255	31.080	39.357	32.270	2'07.763	287.6	16:22'37.138
11	4.801	20.102	31.074	39.205	32.255	2'07.437	287.6	16:24'44.575
12	4.824	19.973	31.013	39.275	32.326	2'07.411	286.9	16:26'51.986
13	4.814	19.965	31.091	39.653	32.575	2'08.098	286.9	16:29'00.084
14	4.786	20.250	31.226	39.334	32.090	2'07.686	289.2	16:31'07.770
15	4.834	19.793	31.251	39.342	32.217	2'07.437	289.2	16:33'15.207
16	4.846	20.197	31.283	39.402	32.298	2'08.026	284.6	16:35'23.233

12 X. FORES (2'05.938)											
Lap	Seg. 1	Seg. 2	Seg. 3	Seg. 4	Seg. 5	Lap Time	km/h	Local Time			
1											
2	4.695	19.952				31.435	39.394	31.962	2'13.973	16:03'31.255	
3	4.689	19.952	30.691	38.840	31.766	2'05.938	38.771	32.094	2'06.668	286.1	16:05'37.923
4	4.689	19.889	30.936	38.917	31.889	2'06.320	38.917	31.889	2'06.320	293.9	16:07'43.861
5	4.710	19.846	30.917	39.261	31.940	2'06.674	291.5	16:11'56.855			
6	4.732	20.423	31.277	39.679	32.397	2'08.508	289.2	16:14'05.363			
7	4.729	20.254	31.152	39.497	32.045	2'07.677	283.8	16:16'13.040			
8	4.728	20.110	31.420	40.099	32.535	2'08.892	290.7	16:18'21.932			
9	4.721	20.373	31.859	40.022	32.236	2'09.211	290.7	16:20'31.143			
10	4.731	20.319	31.622	39.646	32.416	2'08.734	289.9	16:22'39.877			
11	4.729	20.220	31.470	40.132	32.253	2'08.804		16:24'48.681			
12	4.736	20.536	32.193	40.493	32.408	2'10.366	289.9	16:26'59.047			
13	4.761	20.537	31.676	39.968	32.269	2'09.211	287.6	16:29'08.258			
14	4.753	20.520	31.653	39.921	32.445	2'09.292	289.2	16:31'17.550			
15	4.745	21.342	32.257	40.675	32.462	2'11.481	288.4	16:33'29.031			
16	4.756	20.667	32.113	40.522	33.314	2'11.372	283.1	16:35'40.403			

25 J. BROOKES (2'06.217)								
Lap	Seg. 1	Seg. 2	Seg. 3	Seg. 4	Seg. 5	Lap Time	km/h	Local Time
1			31.367	39.218	31.781	2'13.297		16:03'30.579
2	4.566	20.184	30.703	39.188	31.576	2'06.217	289.9	16:05'36.796
3	4.580	20.050	30.894	39.128	31.762	2'06.414	292.3	16:07'43.210
4	4.553	20.171	30.986	38.914	31.888	2'06.512	302.1	16:09'49.722
5	4.616	19.785	31.248	39.700	31.894	2'07.243	298.7	16:11'56.965
6	4.583	20.235	31.359	39.249	31.721	2'07.147	295.5	16:14'04.112
7	4.645	19.950	31.315	39.428	31.731	2'07.069	297.1	16:16'11.181
8	4.640	20.133	31.263	39.641	31.909	2'07.586	296.3	16:18'18.767
9	4.631	19.894	31.398	39.567	32.275	2'07.765	297.9	16:20'26.532
10	4.627	20.176	31.227	40.183	32.167	2'08.380	297.9	16:22'34.912
11	4.655	20.310	31.531	39.581	32.345	2'08.422	295.5	16:24'43.334
12	4.642	20.069	31.471	39.784	32.167	2'08.133	297.1	16:26'51.467
13	4.641	20.167	31.458	39.655	32.470	2'08.391	294.7	16:28'59.858
14	4.654	20.510	31.635	40.037	32.496	2'09.332	296.3	16:31'09.190
15	4.633	20.275	31.487	40.020	32.198	2'08.613	294.7	16:33'17.803
16	4.621	20.440	31.753	40.424	32.165	2'09.403	295.5	16:35'27.206

16 J. HOOK (2'08.425)								
Lap	Seg. 1	Seg. 2	Seg. 3	Seg. 4	Seg. 5	Lap Time	km/h	Local Time
1								
2	4.839	20.942	31.401	39.706	32.497	2'09.385	283.8	16:05'42.638
3	4.835	20.350	31.458	39.813	32.640	2'09.096	283.8	16:07'51.734
4	4.761	20.250	31.310	39.548	32.556	2'08.425	289.9	16:10'00.159
5	4.844	20.117	31.277	39.699	32.527	2'08.464	283.1	16:12'08.623
6	4.863	20.051	31.345	39.898	32.418	2'08.575	282.4	16:14'17.198
7	4.870	20.115	31.213	39.812	32.485	2'08.495	281.6	16:16'25.693
8	4.877	20.054	31.457	39.904	32.619	2'08.911	280.9	16:18'34.604
9	4.855	20.148	31.450	39.777	32.338	2'08.568	282.4	16:20'43.172
10	4.855	20.176	31.603	40.160	32.534	2'09.328	281.6	16:22'52.500
11	4.866	20.472	32.648	40.423	32.639	2'11.048	282.4	16:25'03.548
12	4.879	20.474	31.854	40.391	32.461	2'10.059	280.9	16:27'13.607
13	4.862	20.441	31.672	40.651	32.571	2'10.197	282.4	16:29'23.804
14	4.855	20.557	31.883	40.623	32.873	2'10.791	281.6	16:31'34.595
15	4.860	20.558	32.526	40.729	32.928	2'11.601	281.6	16:33'46.196
16	4.868	20.677	32.496	41.008	33.123	2'12.172	280.9	16:35'58.368

17 K. ABRAHAM (2'06.598)								
Lap	Seg. 1	Seg. 2	Seg. 3	Seg. 4	Seg. 5	Lap Time	km/h	Local Time
1			31.248	39.458	31.975	2'14.295		16:03'31.577
2	4.637	20.217	31.055	39.251	31.991	2'07.151	286.1	16:05'38.728
3	4.659	19.976	30.611	39.284	32.068	2'06.598	287.1	16:07'45.326
4	4.662	20.240	30.864	39.472	32.149	2'07.387	297.1	16:09'52.713
5	4.669	20.358	30.682	39.040	32.009	2'06.758	296.3	16:11'5



Malaysian Round, 13-14-15 May 2016

World Superbike - Chronological Analysis Race 1

Sepang International Circuit 5.543 m

Start at 16:01'17.282

3 / 3

11 S. AL SULAITI (2'08.755)

Lap	Seg. 1	Seg. 2	Seg. 3	Seg. 4	Seg. 5	Lap Time	km/h	Local Time
1			32.302	40.275	32.252	2'16.813		16:03'34.095
2	4.817	20.917	31.546	40.252	32.442	2'09.974	283.8	16:05'44.069
3	4.828	20.511	31.359	39.895	32.337	2'08.930	283.1	16:07'52.999
4	4.828	20.405	31.597	39.568	32.357	2'08.755	283.1	16:10'01.754
5	4.833	20.579	31.599	39.748	32.343	2'09.102	283.8	16:12'10.856
6	4.833	20.577	31.756	40.024	32.515	2'09.705	282.4	16:14'20.561
7	4.834	20.698	31.983	39.853	32.551	2'09.919	283.1	16:16'30.480
8	4.861	20.718	32.195	40.383	32.548	2'10.705	281.6	16:18'41.185
9	4.871	20.631	31.967	40.312	32.598	2'10.379	281.6	16:20'51.564
10	4.864	20.598	32.187	40.425	32.723	2'10.797	280.9	16:23'02.361
11	4.870	20.690	32.137	40.321	32.568	2'10.586	281.6	16:25'12.947
12	4.850	20.619	32.188	40.348	32.489	2'10.494	283.1	16:27'23.441
13	4.844	20.775	32.091	40.414	32.512	2'10.636	282.4	16:29'34.077
14	4.863	21.048	32.320	40.696	33.066	2'11.993	282.4	16:31'46.700
15	4.886	20.789	32.199	40.586	32.765	2'11.225	280.9	16:33'57.295
16	4.873	20.829	32.311	40.897	32.598	2'11.508	282.4	16:36'08.803

4 G. VIZZIELLO (2'09.809)

Lap	Seg. 1	Seg. 2	Seg. 3	Seg. 4	Seg. 5	Lap Time	km/h	Local Time
1			32.281	40.502	32.849	2'18.155		16:03'35.437
2	4.818	20.373	31.708	40.152	32.768	2'09.819	286.9	16:05'45.256
3	4.820	20.558	31.759	40.081	32.591	2'09.809	280.2	16:07'55.065
4	4.838	20.769	31.701	40.110	33.324	2'10.742	280.2	16:10'05.807
5	4.862	20.593	31.908	40.843	33.372	2'11.578	283.1	16:12'17.385
6	4.873	21.120	32.248	40.625	33.586	2'12.452	277.3	16:14'29.837
7	4.880	20.670	31.768	40.643	33.648	2'11.609	280.9	16:16'41.446
8	4.892	20.742	32.083	40.850	33.506	2'12.073	279.4	16:18'53.519
9	4.872	20.565	31.936	41.200	33.322	2'11.895	281.6	16:21'05.414
10	4.870	20.682	32.189	41.104	33.353	2'12.198	282.4	16:23'17.612
11	4.876	20.808	32.033	40.833	33.588	2'12.138	282.4	16:25'29.750
12	4.869	21.117	32.254	41.503	33.747	2'13.490	280.9	16:27'43.240
13	4.885	20.891	32.621	41.413	33.832	2'13.642	281.6	16:29'56.882
14	4.895	20.641	32.900	41.392	33.883	2'13.711	281.6	16:32'10.593
15	4.876	21.166	32.666	41.586	33.679	2'13.973	281.6	16:34'24.566
16	4.886	21.062	32.784	41.742	34.044	2'14.518	279.4	16:36'39.084

10 I. TÓTH (2'10.850)

Lap	Seg. 1	Seg. 2	Seg. 3	Seg. 4	Seg. 5	Lap Time	km/h	Local Time
1			32.181	40.618	32.841	2'19.075		16:03'36.357
2	4.805	21.135	31.625	40.301	32.984	2'10.850	280.2	16:05'47.207
3	4.834	21.291	31.934	40.454	32.967	2'11.480	285.3	16:07'58.687
4	4.845	21.037	31.899	40.577	32.828	2'11.186	283.8	16:10'09.873
5	4.844	21.045	32.135	41.026	33.076	2'12.126	279.4	16:12'21.999
6	4.847	21.245	32.202	40.970	33.554	2'12.818	283.1	16:14'34.817
7	4.862	21.387	32.547	42.455	35.642	2'16.893 P	280.2	16:16'51.710
8			32.946	40.902	32.987	4'02.162 P		16:20'53.872
9	4.855	21.193	32.197	41.296	33.154	2'12.695	277.3	16:23'06.567
10	4.852	21.546	32.429	41.283	33.251	2'13.361	279.4	16:25'19.928
11	4.856	21.495	32.521	41.726	33.629	2'14.227	280.9	16:27'34.155
12	4.861	21.925	32.354	41.691	33.465	2'14.296	280.2	16:29'48.451
13	4.863	21.959	32.697	41.614	33.681	2'14.814	279.4	16:32'03.265
14	4.863	22.006	32.759	41.966	33.835	2'15.429	280.9	16:34'18.694
15	4.873	22.137	32.714	42.044	34.145	2'15.913	277.3	16:36'34.607

21 M. REITERBERGER (2'05.598)

Lap	Seg. 1	Seg. 2	Seg. 3	Seg. 4	Seg. 5	Lap Time	km/h	Local Time
1			31.368	38.857	31.539	2'11.973		16:03'29.255
2	4.576	20.108	31.079	39.072	31.416	2'06.251	300.4	16:05'35.506
3	4.607	19.689	30.563	38.966	31.773	2'05.598	298.7	16:07'41.104
4	4.592	19.822	30.871	39.143	31.535	2'05.963	297.9	16:09'47.067
5	4.587	19.748	30.977	38.814	31.611	2'05.737	301.2	16:11'52.804
6	4.592	19.724	30.884	39.030	31.431	2'05.661	297.9	16:13'58.465
7	4.591	19.932	31.000	38.967	31.614	2'06.104	302.1	16:16'04.569
8	4.616	19.829	30.909	39.076	31.413	2'05.843	298.7	16:18'10.412
9	4.589	19.832	30.952	39.072	31.687	2'06.132	301.2	16:20'16.544
10	4.579	19.973	31.155	39.250	31.871	2'06.828	298.7	16:22'23.372
11	4.620	19.950	31.328	39.348	31.619	2'06.865	297.9	16:24'30.237
12	4.622	19.830	31.179	39.160	52.120	2'26.911	297.9	16:26'57.148

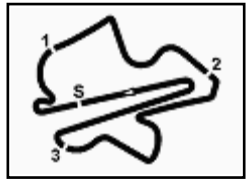
32 L. SAVADORI (2'05.981)

Lap	Seg. 1	Seg. 2	Seg. 3	Seg. 4	Seg. 5	Lap Time	km/h	Local Time
1			31.636	39.306	31.890	2'13.079		16:03'30.361
2	4.575	19.810	30.941	38.775	31.880	2'05.981	298.7	16:05'36.342
3	4.600	19.968	30.961	38.959	31.794	2'06.282	293.9	16:07'42.624
4	4.612	19.798	31.106	38.948	31.809	2'06.273	299.6	16:09'48.897

P = Pits In/Out - C = Lap-Time Cancelled

These data/results cannot be reproduced, stored and/or transmitted in whole or in part by any manner of electronic, mechanical, photocopying, recording, broadcasting or otherwise now known or herein after developed without the previous express consent by the copyright owner, except for reproduction in daily press and regular printed publications on sale to the public within 60 days of the event related to those data/results and always provided that copyright symbol appears together as follows below.

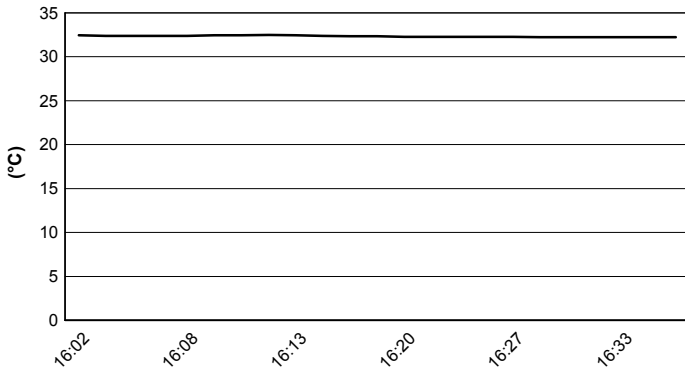
© DORNA WSBK ORGANIZATION Srl 2016



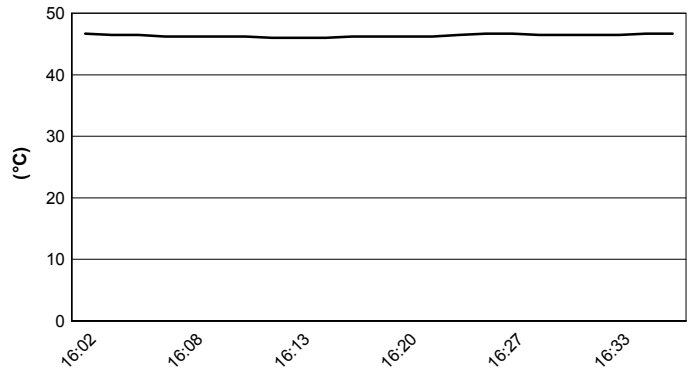
Malaysian Round, 13-14-15 May 2016
World Superbike - Weather Report Race 1

Session started 16:01 Session ended 16:37

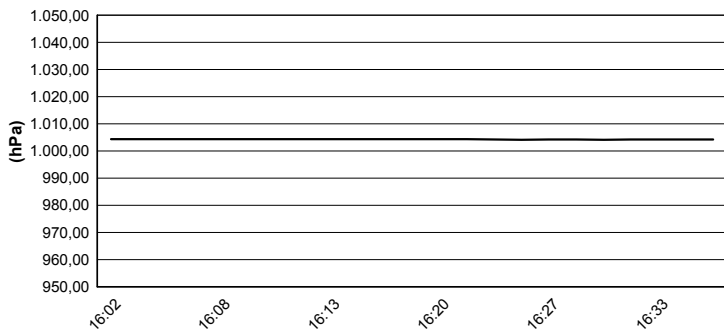
Air Temperature



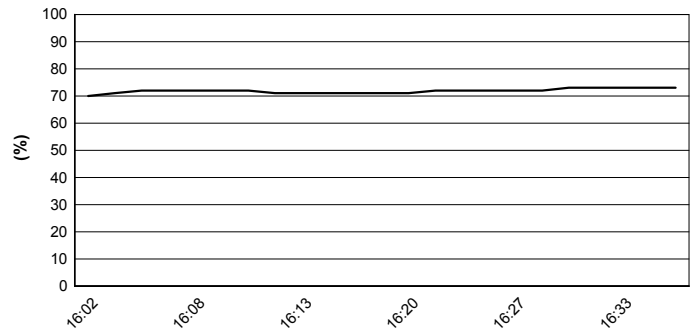
Track Temperature



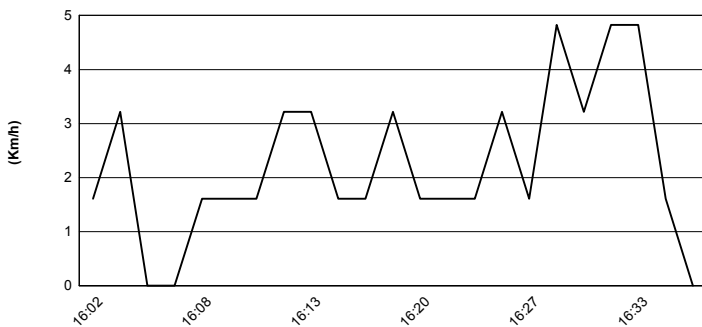
Air Pressure



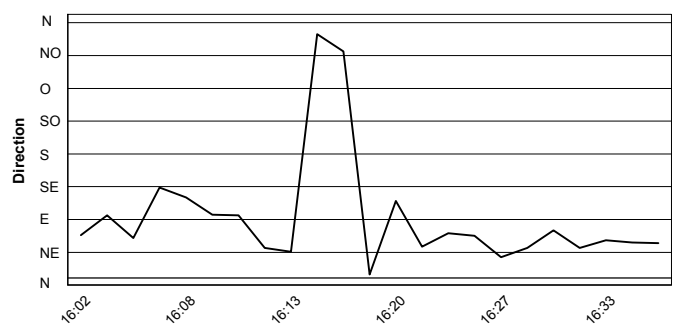
Humidity



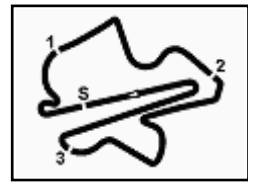
Wind Speed



Wind Direction



These data/results cannot be reproduced, stored and/or transmitted in whole or in part by any manner of electronic, mechanical, photocopying, recording, broadcasting or otherwise now known or herein after developed without the previous express consent by the copyright owner, except for reproduction in daily press and regular printed publications on sale to the public within 60 days of the event related to those data/results and always provided that copyright symbol appears together as follows below.
 © DORNA WSBK ORGANIZATION Srl 2016



Malaysian Round, 13-14-15 May 2016

World Superbike - Championship Standings

102/06

Sepang International Circuit 5.543 km

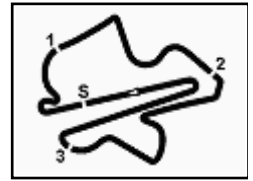
1 / 2

Points	Points From First	Points From Previous	February 28		March 13		April 3		April 17		May 1		May 15		May 29		June 19		July 10		September 18		October 2		October 16		October 28	
			PHILLIP ISLAND	BURIRAM	ARAGON	ASSEN	IMOLA	SEPANG	DONINGTON PARK	MISANO	LAGUNA SECA	LAUSITZING	MAGNY-COURS	JEREZ	LOSAIL													
1 REA Jonathan (GBR)	241		25 25	25 20	20 16	25 25	20 20	20																				
2 DAVIES Chaz (GBR)	202	39	1 1	1 1	1 1	1 1	1 1	1 1	1 1	1 1	1 1	1 1	1 1															
3 SYKES Tom (GBR)	179	62 23	11 10	20 25	16 20	20	16 16	25																				
4 VAN DER MARK Michael (NED)	115	126 64	16 20	16 13	9	16	9 7	9																				
5 TORRES Jordi (ESP)	100	141 15	8 9	8 8	9 11	11 1	13 9	13																				
6 GIUGLIANO Davide (ITA)	98	143 2	13 16	6	11 10	8	11 13	10																				
7 HAYDEN Nicky (USA)	90	151 8	7 13	11	10	16 10	7 8	8																				
8 LOWES Alex (GBR)	70	171 20	2	10	8 7	8 9	5 10	11																				
9 CAMIER Leon (GBR)	66	175 4	9	5 5	13 7	10 11	6																					
10 SAVADORI Lorenzo (ITA)	64	177 2	4	6 7	6 5	10 13	8 5																					
11 GUINTOLI Sylvain (FRA)	58	183 6	10 11	9 10	7 6	5																						
12 FORÉS Xavi (ESP)	51	190 7		2	13 13	3 6	6 6	2																				
13 REITERBERGER Markus (GER)	47	194 4	8	11 9	2 1	9	3 4																					
14 RAMOS Román (ESP)	36	205 11	5 4	4 4	4 4	7 4																						
15 BROOKES Joshua (AUS)	35	206 1	6 7	1	3 3	5	2 3	5																				
16 DE ANGELIS Alex (RSM)	32	209 3	3	7 2	5 8	4	1 2																					
17 ABRAHAM Karel (CZE)	18	223 14	3 5	1	1 2	2	4	4																				
18 BAIOTTO Matteo (ITA)	12	229 6		3 3	2	4																						
19 MAHIAS Lucas (FRA)	9	232 3			6 3	19 19	19																					
20 WEST Anthony (AUS)	7	234 2					7																					
21 SCASSA Luca (ITA)	3	238 4					3																					
22 JONES Mike (AUS)	2	239 1	2																									
23 BARRIER Sylvain (FRA)	2	239 0	1 1																									
24 HOOK Josh (AUS)	1	240 1																										
25 SCHMITTER Dominic (SUI)	1	240 0																										

First Line: Championship Standings - Second Line: Ranking Progression

These data/results cannot be reproduced, stored and/or transmitted in whole or in part by any manner of electronic, mechanical, photocopying, recording, broadcasting or otherwise now known or herein after developed without the previous express consent by the copyright owner, except for reproduction in daily press and regular printed publications on sale to the public within 60 days of the event related to those data/results and always provided that copyright symbol appears together as follows below.

© DORNA WSBK ORGANIZATION Srl 2016



Malaysian Round, 13-14-15 May 2016
World Superbike - Championship Standings

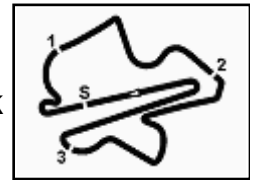
Points	Points From First	Points From Previous	February 28	March 13	April 3	April 17	May 1	May 15	May 29	June 19	July 10	September 18	October 2	October 16	October 28			
			PHILLIP ISLAND	BURIRAM	ARAGON	ASSEN	IMOLA	SEPANG	DONINGTON PARK	MISANO	LAGUNA SECA	LAUSITZRING	MAGNY-COURS	JEREZ	LOSAIL			
26	LUSSIANA	1	240	0														
	Matthieu (FRA)					1	22	22	22	22	24							

First Line: Championship Standings - Second Line: Ranking Progression

These data/results cannot be reproduced, stored and/or transmitted in whole or in part by any manner of electronic, mechanical, photocopying, recording, broadcasting or otherwise now known or herein after developed without the previous express consent by the copyright owner, except for reproduction in daily press and regular printed publications on sale to the public within 60 days of the event related to those data/results and always provided that copyright symbol appears together as follows below.

© DORNA WSBK ORGANIZATION Srl 2016





Malaysian Round, 13-14-15 May 2016

World Superbike - Manufacturers Standings

Sepang International Circuit 5.543 m

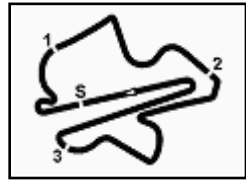
Points	Points From First	Points From Previous	February 28 PHILLIP ISLAND		March 13 BURIRAM		April 3 ARAGON		April 17 ASSEN		May 1 IMOLA		May 15 SEPANG		May 29 DONINGTON PARK		June 19 MISANO		July 10 LAGUNA SECA		September 18 LAUSITZRING		October 2 MAGNY-COURS		October 16 JEREZ		October 28 LOSAIL			
			1	2	1	2	1	2	1	2	1	2	1	2	1	2	1	2	1	2	1	2	1	2	1	2	1	2	1	2
1 KAWASAKI	255		25	25	25	25	20	20	25	25	20	20	25																	
			1	1	1	1	1	1	1	1	1	1	1																	
2 DUCATI	212	43	20	16	13	16	25	25	20	11	25	25	16																	
			2	2	3	2	2	2	2	2	2	2	2																	
3 HONDA	142	113	70	16	20	16	13	10	9	16	16	9	8	9																
				3	2	2	2	3	3	3	3	3	3	3																
4 BMW	105	150	37	8	9	11	9	9	11	11	2	13	9	13																
				6	5	5	5	5	4	4	5	4	4	4																
5 YAMAHA	99	156	6	10	11	10	10	8	7	8	9	5	10	11																
				4	4	4	4	4	5	5	4	5	5	5																
6 APRILIA	71	184	28	4	3	7	7	6	8	10	13	8	5	6																
				7	7	6	6	6	6	6	6	6	6	6																
7 MV AGUSTA	66	189	5	9	5	5	5	7	7	13	7	10	11	6																
				5	6	6	7	7	7	7	7	7	7	7																

First Line: Championship Standings - Second Line: Ranking Progression

These data/results cannot be reproduced, stored and/or transmitted in whole or in part by any manner of electronic, mechanical, photocopying, recording, broadcasting or otherwise now known or herein after developed without the previous express consent by the copyright owner, except for reproduction in daily press and regular printed publications on sale to the public within 60 days of the event related to those data/results and always provided that copyright symbol appears together as follows below.

© DORNA WSBK ORGANIZATION Srl 2016





Malaysian Round, 13-14-15 May 2016

102/06

World Superbike - Pirelli Best Lap Award

Sepang International Circuit 5.543 m

Points	Points From First	Points From Previous	February 28	March 13	April 3	April 17	May 1	May 15	May 29	June 19	July 10	September 18	October 2	October 16	October 28	
			PHILLIP ISLAND	BURIRAM	ARAGON	ASSEN	IMOLA	SEPANG	DONINGTON PARK	MISANO	LAGUNA SECA	LAUSITZRING	MAGNY-COURS	JEREZ	LOSAIL	
Fastest Laps																
1 DAVIES Chaz (GBR)	6		1		1 1	1	1 1									
2 REA Jonathan (GBR)	3 3			1 1		1										
3 SYKES Tom (GBR)	1 5 2							1								
4 GIUGLIANO Davide (ITA)	1 5 0	1														

These data/results cannot be reproduced, stored and/or transmitted in whole or in part by any manner of electronic, mechanical, photocopying, recording, broadcasting or otherwise now known or herein after developed without the previous express consent by the copyright owner, except for reproduction in daily press and regular printed publications on sale to the public within 60 days of the event related to those data/results and always provided that copyright symbol appears together as follows below.

© DORNA WSBK ORGANIZATION Srl 2016

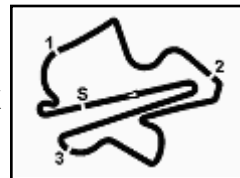
FICR PEROGIA TINING



Official Tyre Supplier



Official Timekeeper



Malaysian Round, 13-14-15 May 2016

World Superbike - Best Laps & Speeds

102/06

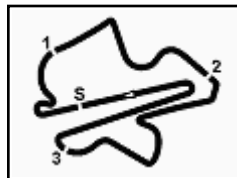
Sepang International Circuit 5.543 m

1 / 2

No.	Rider		Best Lap		FP1		FP2		FP3		SP1		SP2		RC1	
	Nat	Bike	laps	speed	laps	speed	laps	speed	laps	speed	laps	speed	laps	speed	laps	speed
1	66	SYKES Tom	2'02.246		2'05.613		2'04.748		2'03.961		2'04.480		2'02.246		2'03.637	
	GBR	Kawasaki ZX-10R	68	296	15	295	20	291	6	292	6	295	5	296	16	294
2	22	LOWES Alex	2'03.002		2'06.561		2'04.262		2'05.683				2'03.002		2'04.798	
	GBR	Yamaha YZF R1	56	295	14	295	15	289	6	292			5	294	16	295
3	1	REA Jonathan	2'03.021		2'05.710		2'04.747		2'04.058				2'03.021		2'04.556	
	GBR	Kawasaki ZX-10R	60	297	13	295	19	294	6	293			6	297	16	297
4	69	HAYDEN Nicky	2'03.435		2'05.930		2'04.167		2'04.767				2'03.435		2'04.729	
	USA	Honda CBR1000RR SP	67	298	17	298	21	294	7	295			6	297	16	298
5	7	DAVIES Chaz	2'03.485		2'07.739		2'04.478		2'05.025				2'03.485		2'04.688	
	GBR	Ducati Panigale R	64	301	17	296	19	294	6	296			6	295	16	301
6	21	REITERBERGER Markus	2'03.549		2'06.552		2'04.239		2'05.522				2'03.549		2'05.598	
	GER	BMW S1000 RR	62	302	19	299	19	296	6	298			6	300	12	302
7	32	SAVADORI Lorenzo	2'03.612		2'07.318		2'03.951		2'06.561				2'03.612		2'05.981	
	ITA	Aprilia RSV4 RF	58	303	18	300	20	295	5	296			6	302	9	303
8	81	TORRES Jordi	2'03.855		2'07.147		2'04.312		2'06.313				2'03.855		2'05.375	
	ESP	BMW S1000 RR	60	301	16	300	16	297	6	300			6	301	16	301
9	34	GIUGLIANO Davide	2'04.052		2'07.884		2'04.295		2'05.795				2'04.052		2'05.386	
	ITA	Ducati Panigale R	61	296	18	294	16	291	6	292			5	294	16	296
10	60	VAN DER MARK Michael	2'04.183		2'06.102		2'04.385		2'05.366				2'04.183		2'05.244	
	NED	Honda CBR1000RR SP	58	298	14	295	17	295	6	295			5	295	16	298
11	13	WEST Anthony	2'04.440		2'08.211		2'04.743		2'05.864				2'04.440		2'05.694	
	AUS	Kawasaki ZX-10R	63	296	16	293	19	292	6	290			6	296	16	294
12	15	DE ANGELIS Alex	2'05.153		2'07.286		2'05.153		2'06.582		2'06.691				2'06.135	
	RSM	Aprilia RSV4 RF	53	300	17	300	19	294	5	296	5	298			7	297
13	2	CAMIER Leon	2'05.399		2'07.610		2'05.932		2'07.236		2'05.429		2'05.399		2'06.902	
	GBR	MV Agusta 1000 F4	56	290	15	290	9	286	6	282	5	285	5	288	16	289
14	99	SCASSA Luca	2'05.529		2'13.693		2'05.529		2'08.101		2'07.628				2'07.497	
	ITA	Ducati Panigale R	45	288	2	288	16	285	6	283	5	287			16	288
15	12	FORÉS Xavi	2'05.625		2'07.743		2'05.625		2'06.499		2'06.787				2'05.938	
	ESP	Ducati Panigale R	57	294	15	291	16	288	6	291	4	292			16	294
16	17	ABRAHAM Karel	2'05.889		2'07.707		2'05.889		2'06.263		2'07.192				2'06.598	
	CZE	BMW S1000 RR	61	298	18	296	17	293	5	295	5	294			16	298
17	25	BROOKES Joshua	2'06.217		2'09.249		2'06.945		2'06.498		2'06.699				2'06.217	
	AUS	BMW S1000 RR	66	302	20	297	19	292	6	295	5	295			16	302
18	16	HOOK Josh	2'07.389		2'10.532		2'07.389		2'09.142		2'11.197				2'08.425	
	AUS	Kawasaki ZX-10R	63	290	17	284	20	283	5	288	5	282			16	290
19	4	VIZZIELLO Gianluca	2'08.045		2'10.660		2'08.045				2'16.701				2'09.809	
	ITA	Kawasaki ZX-10R	44	287	13	285	10	285			5	281			16	287
20	9	SCHMITTER Dominic	2'08.449		2'10.813		2'08.861		2'09.426		2'11.881				2'08.449	
	SUI	Kawasaki ZX-10R	64	291	19	285	19	285	6	282	4	279			16	291

These data/results cannot be reproduced, stored and/or transmitted in whole or in part by any manner of electronic, mechanical, photocopying, recording, broadcasting or otherwise now known or herein after developed without the previous express consent by the copyright owner, except for reproduction in daily press and regular printed publications on sale to the public within 60 days of the event related to those data/results and always provided that copyright symbol appears together as follows below.

© DORNA WSBK ORGANIZATION Srl 2016



Malaysian Round, 13-14-15 May 2016

World Superbike - Best Laps & Speeds

No.	Rider		Best Lap		FP1		FP2		FP3		SP1		SP2		RC1	
	Nat	Bike	laps	speed	laps	speed	laps	speed	laps	speed	laps	speed	laps	speed	laps	speed
21	119	SZKOPEK Pawel	2'08.014		2'11.458		2'09.765		2'08.014		2'12.277				2'08.452	
	POL	Yamaha YZF R1	44	290	14	285	15	282	6	288	3	287			6	290
22	11	AL SULAITI Saeed	2'08.755		2'12.920		2'10.616		2'09.578		2'11.320				2'08.755	
	QAT	Kawasaki ZX-10R	61	284	17	280	18	279	6	279	4	280			16	284
23	10	TÓTH Imre	2'09.980		2'11.390		2'09.980		2'11.547		2'11.720				2'10.850	
	HUN	Yamaha YZF R1	60	285	15	284	18	283	6	279	6	282			15	285

14/05/2016

These data/results cannot be reproduced, stored and/or transmitted in whole or in part by any manner of electronic, mechanical, photocopying, recording, broadcasting or otherwise now known or herein after developed without the previous express consent by the copyright owner, except for reproduction in daily press and regular printed publications on sale to the public within 60 days of the event related to those data/results and always provided that copyright symbol appears together as follows below.

© DORNA WSBK ORGANIZATION Srl 2016

