

## Malaysian Round, 13-14-15 May 2016

### World Superbike - Results Race 2

Laps 16 = 88,688 Km - Time Of Race 37'04.047 - Avg. 143,557 km/h

Sepang International Circuit 5.543 m

1 / 2

Pos	Race	Grid	No. Rider	Nat	Team	Bike	LL	Gap	Fastest Lap	Speed	Qualifying		Ranking			
											Time	Speed	R1	R2	Tot	Pos
1	4	69	N. HAYDEN	USA	Honda World Superbike Team	Honda CBR1000RR SP	16		2'17.273	284,6	2'03.435	297,1	8	25	115	6
2	9	34	D. GIUGLIANO	ITA	Aruba.it Racing - Ducati	Ducati Panigale R	16	1.254	2'16.716	278,0	2'04.052	293,9	10	20	118	5
3	3	1	J. REA	GBR	Kawasaki Racing Team	Kawasaki ZX-10R	16	3.684	2'16.914	286,1	2'03.021	297,1	20	16	257	1
4	5	7	C. DAVIES	GBR	Aruba.it Racing - Ducati	Ducati Panigale R	16	5.720	2'17.501	280,9	2'03.485	294,7	16	13	215	2
5	11	13	A. WEST	AUS	Pedercini Racing	Kawasaki ZX-10R	16	15.989	2'18.206	281,6	2'04.440	296,3	7	11	18	17
6	10	60	M. VAN DER MARK	NED	Honda World Superbike Team	Honda CBR1000RR SP	16	19.979	2'18.103	273,8	2'04.183	295,5	9	10	125	4
7	13	15	A. DE ANGELIS	RSM	IodaRacing Team	Aprilia RSV4 RF	16	20.028	2'18.007	276,6	2'06.691	297,9		9	41	14
8	1	66	T. SYKES	GBR	Kawasaki Racing Team	Kawasaki ZX-10R	16	23.011	2'18.505	284,6	2'02.246	296,3	25	8	187	3
9	12	2	L. CAMIER	GBR	MV Agusta Reparto Corse	MV Agusta 1000 F4	16	24.045	2'18.280	276,6	2'05.399	287,6	6	7	73	8
10	6	21	M. REITERBERGER	GER	Althea BMW Racing Team	BMW S1000 RR	16	25.139	2'18.042	279,4	2'03.549	300,4		6	53	13
11	15	12	X. FORÉS	ESP	Barni Racing Team	Ducati Panigale R	16	25.208	2'17.949	276,6	2'06.787	292,3	2	5	56	12
12	14	25	J. BROOKES	AUS	Milwaukee BMW	BMW S1000 RR	16	25.835	2'18.091	271,7	2'06.699	294,7	5	4	39	15
13	8	81	J. TORRES	ESP	Althea BMW Racing Team	BMW S1000 RR	16	26.757	2'18.194	273,1	2'03.855	301,2	13	3	103	7
14	7	32	L. SAVADORI	ITA	IodaRacing Team	Aprilia RSV4 RF	16	30.729	2'18.035	282,4	2'03.612	302,1		2	66	10
15	18	16	J. HOOK	AUS	Grillini Racing Team	Kawasaki ZX-10R	16	1'05.347	2'19.662	280,2	2'11.197	282,4	1	1	2	23
16	23	4	G. VIZZIELLO	ITA	Team GoEleven	Kawasaki ZX-10R	16	1'17.761	2'21.642	277,3	2'16.701	280,9				
17	17	99	L. SCASSA	ITA	VFT Racing	Ducati Panigale R	16	1'18.121	2'20.900	277,3	2'07.628	286,9	3		3	21
18	22	119	P. SZKOPEK	POL	Team Tóth	Yamaha YZF R1	16	1'31.412	2'19.328	272,4	2'12.277	286,9				
19	21	9	D. SCHMITTER	SUI	Grillini Racing Team	Kawasaki ZX-10R	16	2'07.000	2'22.487	273,8	2'11.881	279,4			1	25
20	19	11	S. AL SULAITI	QAT	Pedercini Racing	Kawasaki ZX-10R	16	2'08.836	2'23.041	269,7	2'11.320	280,2				
21	20	10	I. TÓTH	HUN	Team Tóth	Yamaha YZF R1	15	1 Lap	2'29.329	246,9	2'11.720	282,4				
-----Not Classified-----																
RET	2	22	A. LOWES	GBR	Pata Yamaha Official WorldSBK Team	Yamaha YZF R1	12	4 Laps	2'18.077	286,9	2'03.002	293,9	11		70	9
RET	16	17	K. ABRAHAM	CZE	Milwaukee BMW	BMW S1000 RR	0				2'07.192	293,9	4		18	18

AIR	Humidity:	89%	Temp:	26°C
TRACK	Condition:	Wet	Temp:	30°C

Fastest Lap	13° Davide Giugliano	2'16.716	145,958	Km/h
Lap Record:	2016 T.Sykes	2'03.637	161,400	Km/h
Best Lap	2016 T.Sykes	2'02.246	163,230	Km/h

LAP LEADERS				
No. Rider	From	To	Laps	Total
69 N. HAYDEN	1	16	16	16

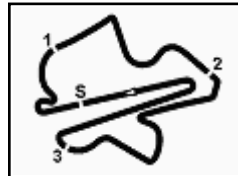
TOTAL LEADER LAPS			
No. Rider	Laps		
7 C. DAVIES	84	44 L. MAHIAS	1
66 T. SYKES	72		
1 J. REA	44		
69 N. HAYDEN	16		
60 M. VAN DER MARK	8		
25 J. BROOKES	5		
22 A. LOWES	1		

Start 15/05/2016 16:01 End 16:40 The results are provisional until the end of the time limit for protests and appeals and the completion of the technical checks.

These data/results cannot be reproduced, stored and/or transmitted in whole or in part by any manner of electronic, mechanical, photocopying, recording, broadcasting or otherwise now known or herein after developed without the previous express consent by the copyright owner, except for reproduction in daily press and regular printed publications on sale to the public within 60 days of the event related to those data/results and always provided that copyright symbol appears together as follows below.

© DORNA WSBK ORGANIZATION Srl 2016





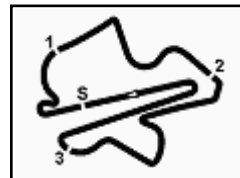
#### RACE HIGHLIGHTS

15.53.26		WET RACE
15.58.01		Warm-up Lap Start
16.01.53		Start
16.03.05	17 Abraham	Out
16.03.14		No Jump Start
16.27.23		WorldSSP Pit Lane Will Open at 17.00
16.31.45	22 Lowes	Crashed - Turn 12
16.32.15	22 Lowes	Out
16.32.35	22 Lowes	Medical Center
16.39.49	119 Szkopek	Crashed - Turn 15
16.40.01	119 Szkopek	Re-joined
16.40.56		End Of Session

15/05/2016      Start      End      The results are provisional until the end of the time limit for protests and appeals  
                         16:01      16:40      and the completion of the technical checks.

These data/results cannot be reproduced, stored and/or transmitted in whole or in part by any manner of electronic, mechanical, photocopying, recording, broadcasting or otherwise now known or herein after developed without the previous express consent by the copyright owner, except for reproduction in daily press and regular printed publications on sale to the public within 60 days of the event related to those data/results and always provided that copyright symbol appears together as follows below.

© DORNA WSBK ORGANIZATION Srl 2016



**Malaysian Round, 13-14-15 May 2016**  
**World Superbike - Lap Chart Race 2**

102/06

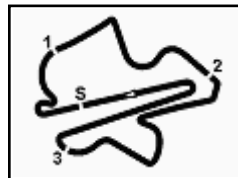
Sepang International Circuit 5.543 m

1 / 3

Pos	Lap															
	1	2	3	4	5	6	7	8	9	10	11	12	13	14	15	16
1	69	69	69	69	69	69	69	69	69	69	69	69	69	69	69	69
2	1	1	1	1	1	1	1	1	1	7	7	34	34	34	34	34
3	7	7	7	7	7	7	7	7	7	1	34	7	7	1	1	1
4	66	66	34	34	34	34	34	34	34	34	1	1	1	7	7	7
5	13	34	13	13	13	13	13	13	13	13	13	13	13	13	13	13
6	22	13	66	66	66	66	66	66	66	66	60	22	60	60	60	60
7	34	22	22	60	15	15	15	60	60	60	66	60	15	15	15	15
8	15	60	60	15	60	60	60	15	22	22	22	15	66	66	66	66
9	60	15	15	22	22	22	22	15	15	15	66	21	21	21	21	21
10	21	21	21	21	2	2	2	2	2	21	21	21	2	2	2	21
11	32	32	32	32	21	21	21	21	21	2	2	2	12	12	12	12
12	4	12	2	2	12	12	12	12	12	12	12	12	25	25	25	25
13	12	4	12	12	32	81	81	81	25	25	25	25	81	81	81	81
14	81	2	81	81	81	32	25	25	81	81	81	81	32	32	32	32
15	2	81	4	25	25	25	32	32	32	32	32	32	119	119	119	16
16	25	25	25	4	4	4	119	119	119	119	119	119	16	16	16	4
17	16	16	16	16	16	119	4	4	16	16	16	16	4	4	4	99
18	119	119	119	119	119	16	16	16	4	4	4	4	99	99	99	119
19	99	99	99	99	99	99	99	99	99	99	99	99	9	9	9	9
20	9	9	9	9	9	9	9	9	11	9	11	11	11	11	11	11
21	11	11	11	11	11	11	11	11	9	11	9	9	10	10	10	10
22	10	10	10	10	10	10	10	10	10	10	10	10				

Final Result		
1	<b>69 N. HAYDEN</b>	Laps 16
2	<b>34 D. GIUGLIANO</b>	1.254
3	<b>1 J. REA</b>	3.684
4	<b>7 C. DAVIES</b>	5.720
5	<b>13 A. WEST</b>	15.989
6	<b>60 M. VAN DER MARK</b>	19.979
7	<b>15 A. DE ANGELIS</b>	20.028
8	<b>66 T. SYKES</b>	23.011
9	<b>2 L. CAMIER</b>	24.045
10	<b>21 M. REITERBERGER</b>	25.139
11	<b>12 X. FORÉS</b>	25.208
12	<b>25 J. BROOKES</b>	25.835
13	<b>81 J. TORRES</b>	26.757
14	<b>32 L. SAVADORI</b>	30.729
15	<b>16 J. HOOK</b>	1'05.347
16	<b>4 G. VIZZIELLO</b>	1'17.761
17	<b>99 L. SCASSA</b>	1'18.121
18	<b>119 P. SZKOPEK</b>	1'31.412
19	<b>9 D. SCHMITTER</b>	2'07.000
20	<b>11 S. AL SULAITI</b>	2'08.836
21	<b>10 I. TÓTH</b>	1 Lap
RET	<b>22 A. LOWES</b>	4 Laps
RET	<b>17 K. ABRAHAM</b>	

These data/results cannot be reproduced, stored and/or transmitted in whole or in part by any manner of electronic, mechanical, photocopying, recording, broadcasting or otherwise now known or herein after developed without the previous express consent by the copyright owner, except for reproduction in daily press and regular printed publications on sale to the public within 60 days of the event related to those data/results and always provided that copyright symbol appears together as follows below.  
© DORNA WSBK ORGANIZATION Srl 2016



## Malaysian Round, 13-14-15 May 2016 World Superbike - Lap Chart Race 2

102/06

Sepang International Circuit 5.543 m

2 / 3

### Lap 1

1	69 N.Hayden (USA)	
2	1 J.Rea (GBR)	0.454
3	7 C.Davies (GBR)	0.701
4	66 T.Sykes (GBR)	1.113
5	13 A.West (AUS)	1.385
6	22 A.Lowes (GBR)	1.699
7	34 D.Giugliano (ITA)	1.998
8	15 A.De Angelis (RSM)	2.886
9	60 M.van der Mark (NED)	3.200
10	21 M.Reiterberger (GER)	3.451
11	32 L.Savadori (ITA)	4.081
12	4 G.Vizzello (ITA)	4.722
13	12 X.Forés (ESP)	5.273
14	81 J.Torres (ESP)	5.439
15	2 L.Camier (GBR)	5.920
16	25 J.Brookes (AUS)	6.515
17	16 J.Hook (AUS)	7.474
18	119 P.Szkopek (POL)	8.089
19	99 L.Scassa (ITA)	9.734
20	9 D.Schmitter (SUI)	13.757
21	11 S.Al Sulaiti (QAT)	15.143
22	10 I.Tóth (HUN)	16.393

### Lap 2

1	69 N.Hayden (USA)	
2	1 J.Rea (GBR)	0.557
3	7 C.Davies (GBR)	1.267
4	66 T.Sykes (GBR)	2.350
5	34 D.Giugliano (ITA)	2.610
6	13 A.West (AUS)	2.626
7	22 A.Lowes (GBR)	3.299
8	60 M.van der Mark (NED)	3.981
9	15 A.De Angelis (RSM)	4.204
10	21 M.Reiterberger (GER)	5.975
11	32 L.Savadori (ITA)	6.820
12	12 X.Forés (ESP)	8.093
13	4 G.Vizzello (ITA)	8.284
14	2 L.Camier (GBR)	8.444
15	81 J.Torres (ESP)	8.647
16	25 J.Brookes (AUS)	10.779
17	16 J.Hook (AUS)	13.043
18	119 P.Szkopek (POL)	13.866
19	99 L.Scassa (ITA)	16.992
20	9 D.Schmitter (SUI)	24.127
21	11 S.Al Sulaiti (QAT)	25.909
22	10 I.Tóth (HUN)	28.171

### Lap 3

1	69 N.Hayden (USA)	
2	1 J.Rea (GBR)	1.257
3	7 C.Davies (GBR)	2.576
4	34 D.Giugliano (ITA)	3.692
5	13 A.West (AUS)	4.033
6	66 T.Sykes (GBR)	4.413
7	22 A.Lowes (GBR)	4.875
8	60 M.van der Mark (NED)	4.954
9	15 A.De Angelis (RSM)	5.452
10	21 M.Reiterberger (GER)	8.789
11	32 L.Savadori (ITA)	9.654
12	2 L.Camier (GBR)	10.592
13	12 X.Forés (ESP)	10.841
14	81 J.Torres (ESP)	11.571
15	4 G.Vizzello (ITA)	12.947
16	25 J.Brookes (AUS)	13.138
17	16 J.Hook (AUS)	18.046
18	119 P.Szkopek (POL)	19.244
19	99 L.Scassa (ITA)	22.790
20	9 D.Schmitter (SUI)	33.772
21	11 S.Al Sulaiti (QAT)	35.325
22	10 I.Tóth (HUN)	41.370

### Lap 4

1	69 N.Hayden (USA)	
2	1 J.Rea (GBR)	2.206

3	7 C.Davies (GBR)	3.330
4	34 D.Giugliano (ITA)	4.229
5	13 A.West (AUS)	5.174
6	66 T.Sykes (GBR)	5.667
7	60 M.van der Mark (NED)	6.154
8	15 A.De Angelis (RSM)	6.811
9	22 A.Lowes (GBR)	7.443
10	21 M.Reiterberger (GER)	11.937
11	32 L.Savadori (ITA)	12.176
12	2 L.Camier (GBR)	12.445
13	12 X.Forés (ESP)	13.267
14	81 J.Torres (ESP)	13.958
15	25 J.Brookes (AUS)	14.906
16	4 G.Vizzello (ITA)	18.112
17	16 J.Hook (AUS)	22.562
18	119 P.Szkopek (POL)	24.249
19	99 L.Scassa (ITA)	28.160
20	9 D.Schmitter (SUI)	42.872
21	11 S.Al Sulaiti (QAT)	43.758
22	10 I.Tóth (HUN)	54.001

### Lap 5

1	69 N.Hayden (USA)	
2	1 J.Rea (GBR)	2.032
3	7 C.Davies (GBR)	3.273
4	34 D.Giugliano (ITA)	4.370
5	13 A.West (AUS)	5.507
6	66 T.Sykes (GBR)	6.948
7	15 A.De Angelis (RSM)	7.577
8	60 M.van der Mark (NED)	7.806
9	22 A.Lowes (GBR)	8.308
10	2 L.Camier (GBR)	13.394
11	21 M.Reiterberger (GER)	13.890
12	12 X.Forés (ESP)	14.786
13	32 L.Savadori (ITA)	15.231
14	81 J.Torres (ESP)	15.646
15	25 J.Brookes (AUS)	16.917
16	4 G.Vizzello (ITA)	22.648
17	16 J.Hook (AUS)	26.651
18	119 P.Szkopek (POL)	26.838
19	99 L.Scassa (ITA)	32.928
20	9 D.Schmitter (SUI)	51.407
21	11 S.Al Sulaiti (QAT)	51.520
22	10 I.Tóth (HUN)	105.606

### Lap 6

1	69 N.Hayden (USA)	
2	1 J.Rea (GBR)	2.672
3	7 C.Davies (GBR)	4.067
4	34 D.Giugliano (ITA)	5.026
5	13 A.West (AUS)	6.695
6	66 T.Sykes (GBR)	8.798
7	15 A.De Angelis (RSM)	9.317
8	60 M.van der Mark (NED)	9.584
9	22 A.Lowes (GBR)	10.797
10	2 L.Camier (GBR)	14.420
11	21 M.Reiterberger (GER)	15.595
12	12 X.Forés (ESP)	17.325
13	81 J.Torres (ESP)	17.717
14	32 L.Savadori (ITA)	18.543
15	25 J.Brookes (AUS)	18.795
16	4 G.Vizzello (ITA)	29.304
17	119 P.Szkopek (POL)	31.358
18	16 J.Hook (AUS)	32.812
19	99 L.Scassa (ITA)	38.617
20	9 D.Schmitter (SUI)	100.526
21	11 S.Al Sulaiti (QAT)	100.677
22	10 I.Tóth (HUN)	119.635

### Lap 7

1	69 N.Hayden (USA)	
2	1 J.Rea (GBR)	2.670
3	7 C.Davies (GBR)	4.425
4	34 D.Giugliano (ITA)	5.060
5	13 A.West (AUS)	6.807
6	66 T.Sykes (GBR)	9.289

7	15 A.De Angelis (RSM)	9.959
8	60 M.van der Mark (NED)	10.267
9	22 A.Lowes (GBR)	11.319
10	2 L.Camier (GBR)	15.770
11	21 M.Reiterberger (GER)	16.175
12	12 X.Forés (ESP)	18.118
13	81 J.Torres (ESP)	19.069
14	25 J.Brookes (AUS)	19.618
15	32 L.Savadori (ITA)	20.146
16	119 P.Szkopek (POL)	34.991
17	4 G.Vizzello (ITA)	35.803
18	16 J.Hook (AUS)	37.266
19	99 L.Scassa (ITA)	43.443
20	9 D.Schmitter (SUI)	108.914
21	11 S.Al Sulaiti (QAT)	109.583
22	10 I.Tóth (HUN)	133.802

### Lap 8

1	69 N.Hayden (USA)	
2	1 J.Rea (GBR)	3.093
3	7 C.Davies (GBR)	4.302
4	34 D.Giugliano (ITA)	4.840
5	13 A.West (AUS)	7.361
6	66 T.Sykes (GBR)	10.186
7	60 M.van der Mark (NED)	11.156
8	15 A.De Angelis (RSM)	11.814
9	22 A.Lowes (GBR)	12.375
10	2 L.Camier (GBR)	17.047
11	21 M.Reiterberger (GER)	17.293
12	12 X.Forés (ESP)	19.457
13	81 J.Torres (ESP)	20.462
14	25 J.Brookes (AUS)	20.502
15	32 L.Savadori (ITA)	22.231
16	119 P.Szkopek (POL)	37.700
17	4 G.Vizzello (ITA)	40.720
18	16 J.Hook (AUS)	41.239
19	99 L.Scassa (ITA)	47.648
20	9 D.Schmitter (SUI)	116.989
21	11 S.Al Sulaiti (QAT)	117.407
22	10 I.Tóth (HUN)	146.243

### Lap 9

1	69 N.Hayden (USA)	
2	1 J.Rea (GBR)	3.531
3	7 C.Davies (GBR)	4.231
4	34 D.Giugliano (ITA)	4.624
5	13 A.West (AUS)	8.036
6	66 T.Sykes (GBR)	10.859
7	60 M.van der Mark (NED)	11.427
8	22 A.Lowes (GBR)	13.146
9	15 A.De Angelis (RSM)	13.783
10	2 L.Camier (GBR)	17.495
11	21 M.Reiterberger (GER)	17.604
12	12 X.Forés (ESP)	20.327
13	25 J.Brookes (AUS)	21.562
14	81 J.Torres (ESP)	22.353
15	32 L.Savadori (ITA)	23.334
16	119 P.Szkopek (POL)	40.448
17	16 J.Hook (AUS)	45.634
18	4 G.Vizzello (ITA)	45.796
19	99 L.Scassa (ITA)	52.001
20	11 S.Al Sulaiti (QAT)	126.081
21	9 D.Schmitter (SUI)	126.117
22	10 I.Tóth (HUN)	158.909

### Lap 10

1	69 N.Hayden (USA)	
2	7 C.Davies (GBR)	4.281
3	1 J.Rea (GBR)	4.383
4	34 D.Giugliano (ITA)	4.684
5	13 A.West (AUS)	8.985
6	66 T.Sykes (GBR)	12.532
7	60 M.van der Mark (NED)	12.671
8	22 A.Lowes (GBR)	13.653
9	15 A.De Angelis (RSM)	14.220
10	21 M.Reiterberger (GER)	18.668

### Lap 11

1	69 N.Hayden (USA)	
2	7 C.Davies (GBR)	3.743
3	34 D.Giugliano (ITA)	4.064
4	1 J.Rea (GBR)	5.063
5	13 A.West (AUS)	9.152
6	60 M.van der Mark (NED)	13.438
7	66 T.Sykes (GBR)	14.149
8	22 A.Lowes (GBR)	14.402
9	15 A.De Angelis (RSM)	14.586
10	21 M.Reiterberger (GER)	19.137
11	2 L.Camier (GBR)	20.151
12	12 X.Forés (ESP)	22.248
13	25 J.Brookes (AUS)	22.529
14	81 J.Torres (ESP)	23.884
15	32 L.Savadori (ITA)	24.798
16	119 P.Szkopek (POL)	45.753
17	16 J.Hook (AUS)	52.269
18	4 G.Vizzello (ITA)	54.495
19	99 L.Scassa (ITA)	59.699
20	11 S.Al Sulaiti (QAT)	140.435
21	9 D.Schmitter (SUI)	141.182
22	10 I.Tóth (HUN)	

### Lap 12

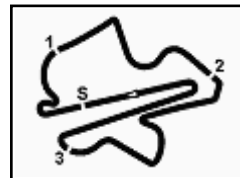
1	69 N.Hayden (USA)	
2	34 D.Giugliano (ITA)	3.711
3	7 C.Davies (GBR)	3.952
4	1 J.Rea (GBR)	4.216
5	13 A.West (AUS)	9.960
6	22 A.Lowes (GBR)	14.519
7	60 M.van der Mark (NED)	14.970
8	15 A.De Angelis (RSM)	15.241
9	66 T.Sykes (GBR)	16.405
10	21 M.Reiterberger (GER)	19.531
11	2 L.Camier (GBR)	20.534
12	12 X.Forés (ESP)	23.507
13	25 J.Brookes (AUS)	23.641
14	81 J.Torres (ESP)	24.124
15	32 L.Savadori (ITA)	24.826
16	119 P.Szkopek (POL)	49.566
17	16 J.Hook (AUS)	55.153
18	4 G.Vizzello (ITA)	58.912
19	99 L.Scassa (ITA)	102.592
20	11 S.Al Sulaiti (QAT)	145.469
21	9 D.Schmitter (SUI)	146.121
22	10 I.Tóth (HUN)	

### Lap 13

1	69 N.Hayden (USA)	
2	34 D.Giugliano (ITA)	2.099
3	7 C.Davies (GBR)	3.403
4	1 J.Rea (GBR)	4.128
5	13 A.West (AUS)	10.280
6	60 M.van der Mark (NED)	16.387
7	15 A.De Angelis (RSM)	16.479
8	66 T.Sykes (GBR)	18.067
9	21 M.Reiterberger (GER)	19.245
10	2 L.Camier (GBR)	21.353
11	12 X.Forés (ESP)	23.540
12	25 J.Brookes (AUS)	23.757
13	81 J.Torres (ESP)	24.489
14	32 L.Savadori (ITA)	25.151

These data/results cannot be reproduced, stored and/or transmitted in whole or in part by any manner of electronic, mechanical, photocopying, recording, broadcasting or otherwise now known or herein after developed without the previous express consent by the copyright owner, except for reproduction in daily press and regular printed publications on sale to the public within 60 days of the event related to those data/results and always provided that copyright symbol appears together as follows below.

© DORNA WSBK ORGANIZATION Srl 2016



15	<b>119 P.Szkopek</b> (POL)	53.132
16	<b>16 J.Hook</b> (AUS)	57.444
17	<b>4 G.Vizziello</b> (ITA)	1'04.235
18	<b>99 L.Scassa</b> (ITA)	1'05.939
19	<b>9 D.Schmitter</b> (SUI)	1'50.280
20	<b>11 S.Al Sulaiti</b> (QAT)	1'50.381
21	<b>10 I.Tóth</b> (HUN)	

### Lap 14

1	<b>69 N.Hayden</b> (USA)	
2	<b>34 D.Giugliano</b> (ITA)	1.826
3	<b>1 J.Rea</b> (GBR)	4.342
4	<b>7 C.Davies</b> (GBR)	4.977
5	<b>13 A.West</b> (AUS)	11.753
6	<b>60 M.van der Mark</b> (NED)	17.838
7	<b>15 A.De Angelis</b> (RSM)	18.549
8	<b>66 T.Sykes</b> (GBR)	19.909
9	<b>21 M.Reiterberger</b> (GER)	20.376
10	<b>2 L.Camier</b> (GBR)	22.746
11	<b>12 X.Forés</b> (ESP)	24.216
12	<b>25 J.Brookes</b> (AUS)	24.575
13	<b>81 J.Torres</b> (ESP)	25.410
14	<b>32 L.Savadori</b> (ITA)	26.324
15	<b>119 P.Szkopek</b> (POL)	59.035
16	<b>16 J.Hook</b> (AUS)	1'00.399
17	<b>4 G.Vizziello</b> (ITA)	1'09.911
18	<b>99 L.Scassa</b> (ITA)	1'10.544
19	<b>9 D.Schmitter</b> (SUI)	1'56.549
20	<b>11 S.Al Sulaiti</b> (QAT)	1'57.306
21	<b>10 I.Tóth</b> (HUN)	

### Lap 15

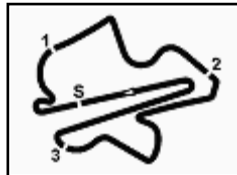
1	<b>69 N.Hayden</b> (USA)	
2	<b>34 D.Giugliano</b> (ITA)	1.081
3	<b>1 J.Rea</b> (GBR)	3.186
4	<b>7 C.Davies</b> (GBR)	4.794
5	<b>13 A.West</b> (AUS)	13.313
6	<b>60 M.van der Mark</b> (NED)	18.274
7	<b>15 A.De Angelis</b> (RSM)	19.205
8	<b>66 T.Sykes</b> (GBR)	21.089
9	<b>21 M.Reiterberger</b> (GER)	21.358
10	<b>2 L.Camier</b> (GBR)	23.182
11	<b>12 X.Forés</b> (ESP)	24.158
12	<b>25 J.Brookes</b> (AUS)	25.109
13	<b>81 J.Torres</b> (ESP)	25.754
14	<b>32 L.Savadori</b> (ITA)	26.805
15	<b>119 P.Szkopek</b> (POL)	1'00.293
16	<b>16 J.Hook</b> (AUS)	1'01.991
17	<b>4 G.Vizziello</b> (ITA)	1'13.483
18	<b>99 L.Scassa</b> (ITA)	1'14.121
19	<b>9 D.Schmitter</b> (SUI)	2'01.295
20	<b>11 S.Al Sulaiti</b> (QAT)	2'03.119
21	<b>10 I.Tóth</b> (HUN)	

### Lap 16

1	<b>69 N.Hayden</b> (USA)	
2	<b>34 D.Giugliano</b> (ITA)	1.254
3	<b>1 J.Rea</b> (GBR)	3.684
4	<b>7 C.Davies</b> (GBR)	5.720
5	<b>13 A.West</b> (AUS)	15.989
6	<b>60 M.van der Mark</b> (NED)	19.979
7	<b>15 A.De Angelis</b> (RSM)	20.028
8	<b>66 T.Sykes</b> (GBR)	23.011
9	<b>2 L.Camier</b> (GBR)	24.045
10	<b>21 M.Reiterberger</b> (GER)	25.139
11	<b>12 X.Forés</b> (ESP)	25.208
12	<b>25 J.Brookes</b> (AUS)	25.835
13	<b>81 J.Torres</b> (ESP)	26.757
14	<b>32 L.Savadori</b> (ITA)	30.729
15	<b>16 J.Hook</b> (AUS)	1'05.347
16	<b>4 G.Vizziello</b> (ITA)	1'17.761
17	<b>99 L.Scassa</b> (ITA)	1'18.121
18	<b>119 P.Szkopek</b> (POL)	1'31.412
19	<b>9 D.Schmitter</b> (SUI)	2'07.000
20	<b>11 S.Al Sulaiti</b> (QAT)	2'08.836

These data/results cannot be reproduced, stored and/or transmitted in whole or in part by any manner of electronic, mechanical, photocopying, recording, broadcasting or otherwise now known or herein after developed without the previous express consent by the copyright owner, except for reproduction in daily press and regular printed publications on sale to the public within 60 days of the event related to those data/results and always provided that copyright symbol appears together as follows below.

© DORNA WSBK ORGANIZATION Srl 2016


**Malaysian Round, 13-14-15 May 2016**
**World Superbike - Best Sector & Speed Race 2**

Sepang International Circuit 5.543 m

**Results**

Pos	Rider	Team	Laps
1	69 N. HAYDEN	Honda CBR1000RR SP	16
2	34 D. GIUGLIANO	Ducati Panigale R	1.254
3	1 J. REA	Kawasaki ZX-10R	3.684
4	7 C. DAVIES	Ducati Panigale R	5.720
5	13 A. WEST	Kawasaki ZX-10R	15.989
6	60 M. VAN DER MARK	Honda CBR1000RR SP	19.979
7	15 A. DE ANGELIS	Aprilia RSV4 RF	20.028
8	66 T. SYKES	Kawasaki ZX-10R	23.011
9	2 L. CAMIER	MV Austa 1000 F4	24.045
10	21 M. REITERBERGER	BMW S1000 RR	25.139
11	12 X. FORÉS	Ducati Panigale R	25.208
12	25 J. BROOKES	BMW S1000 RR	25.835
13	81 J. TORRES	BMW S1000 RR	26.757
14	32 L. SAVADORI	Aprilia RSV4 RF	30.729
15	16 J. HOOK	Kawasaki ZX-10R	1'05.347
16	4 G. VIZZIELLO	Kawasaki ZX-10R	1'17.761
17	99 L. SCASSA	Ducati Panigale R	1'18.121
18	119 P. SZKOPEK	Yamaha YZF R1	1'31.412
19	9 D. SCHMITTER	Kawasaki ZX-10R	2'07.000
20	11 S. AL SULAITI	Kawasaki ZX-10R	2'08.836
21	10 I. TÓTH	Yamaha YZF R1	1 Lap
RET	22 A. LOWES	Yamaha YZF R1	4 Laps
RET	17 K. ABRAHAM	BMW S1000 RR	

**Top Speeds**

Pos	Rider	Team	Speed
1	22 A. LOWES	Yamaha YZF R1	286.9
2	1 J. REA	Kawasaki ZX-10R	286.1
3	69 N. HAYDEN	Honda CBR1000RR SP	284.6
4	66 T. SYKES	Kawasaki ZX-10R	284.6
5	32 L. SAVADORI	Aprilia RSV4 RF	282.4
6	13 A. WEST	Kawasaki ZX-10R	281.6
7	7 C. DAVIES	Ducati Panigale R	280.9
8	16 J. HOOK	Kawasaki ZX-10R	280.2
9	21 M. REITERBERGER	BMW S1000 RR	279.4
10	34 D. GIUGLIANO	Ducati Panigale R	278.0
11	99 L. SCASSA	Ducati Panigale R	277.3
12	4 G. VIZZIELLO	Kawasaki ZX-10R	277.3
13	12 X. FORÉS	Ducati Panigale R	276.6
14	15 A. DE ANGELIS	Aprilia RSV4 RF	276.6
15	2 L. CAMIER	MV Austa 1000 F4	276.6
16	60 M. VAN DER MARK	Honda CBR1000RR SP	273.8
17	9 D. SCHMITTER	Kawasaki ZX-10R	273.8
18	81 J. TORRES	BMW S1000 RR	273.1
19	119 P. SZKOPEK	Yamaha YZF R1	272.4
20	25 J. BROOKES	BMW S1000 RR	271.7
21	11 S. AL SULAITI	Kawasaki ZX-10R	269.7
22	10 I. TÓTH	Yamaha YZF R1	246.9

Seg. 1		Seg. 2		Seg. 3		Seg. 4		Seg. 5	
1	81 J. TORRES 4.728	1	34 D. GIUGLIANO 21.361	1	34 D. GIUGLIANO 33.447	1	1 J. REA 42.621	1	21 M. REITERBERG 34.174
2	21 M. REITERBERG 4.729	2	69 N. HAYDEN 21.423	2	69 N. HAYDEN 33.545	2	69 N. HAYDEN 42.655	2	7 C. DAVIES 34.230
3	1 J. REA 4.748	3	1 J. REA 21.501	3	1 J. REA 33.613	3	34 D. GIUGLIANO 42.724	3	69 N. HAYDEN 34.270
4	69 N. HAYDEN 4.771	4	7 C. DAVIES 21.520	4	15 A. DE ANGELIS 33.676	4	21 M. REITERBERG 42.791	4	1 J. REA 34.288
5	7 C. DAVIES 4.773	5	22 A. LOWES 21.553	5	2 L. CAMIER 33.733	5	2 L. CAMIER 42.793	5	34 D. GIUGLIANO 34.328
6	60 M. VAN DER MAR 4.777	6	32 L. SAVADORI 21.575	6	22 A. LOWES 33.755	6	7 C. DAVIES 42.841	6	12 X. FORÉS 34.421
7	66 T. SYKES 4.781	7	13 A. WEST 21.591	7	12 X. FORÉS 33.771	7	32 L. SAVADORI 42.846	7	25 J. BROOKES 34.446
8	25 J. BROOKES 4.781	8	66 T. SYKES 21.618	8	25 J. BROOKES 33.772	8	22 A. LOWES 42.927	8	66 T. SYKES 34.456
9	22 A. LOWES 4.789	9	12 X. FORÉS 21.649	9	13 A. WEST 33.822	9	15 A. DE ANGELIS 42.968	9	119 P. SZKOPEK 34.468
10	15 A. DE ANGELIS 4.818	10	15 A. DE ANGELIS 21.651	10	60 M. VAN DER MAR 33.825	10	25 J. BROOKES 42.978	10	15 A. DE ANGELIS 34.477
11	13 A. WEST 4.822	11	25 J. BROOKES 21.697	11	81 J. TORRES 33.843	11	12 X. FORÉS 43.022	11	13 A. WEST 34.481
12	32 L. SAVADORI 4.832	12	81 J. TORRES 21.720	12	32 L. SAVADORI 33.848	12	81 J. TORRES 43.031	12	60 M. VAN DER MAR 34.518
13	12 X. FORÉS 4.844	13	21 M. REITERBERG 21.732	13	7 C. DAVIES 33.890	13	60 M. VAN DER MAR 43.085	13	81 J. TORRES 34.596
14	34 D. GIUGLIANO 4.850	14	60 M. VAN DER MAR 21.748	14	119 P. SZKOPEK 33.947	14	13 A. WEST 43.219	14	22 A. LOWES 34.599
15	16 J. HOOK 4.894	15	2 L. CAMIER 21.765	15	66 T. SYKES 34.039	15	66 T. SYKES 43.480	15	32 L. SAVADORI 34.623
16	11 S. AL SULAITI 4.910	16	16 J. HOOK 21.935	16	21 M. REITERBERG 34.048	16	119 P. SZKOPEK 43.495	16	2 L. CAMIER 34.681
17	119 P. SZKOPEK 4.919	17	99 L. SCASSA 22.029	17	16 J. HOOK 34.202	17	16 J. HOOK 43.623	17	16 J. HOOK 34.858
18	4 G. VIZZIELLO 4.923	18	119 P. SZKOPEK 22.142	18	99 L. SCASSA 34.501	18	99 L. SCASSA 44.068	18	99 L. SCASSA 35.102
19	9 D. SCHMITTER 4.925	19	4 G. VIZZIELLO 22.163	19	4 G. VIZZIELLO 34.695	19	4 G. VIZZIELLO 44.077	19	11 S. AL SULAITI 35.197
20	2 L. CAMIER 4.929	20	11 S. AL SULAITI 22.610	20	9 D. SCHMITTER 34.882	20	9 D. SCHMITTER 44.582	20	9 D. SCHMITTER 35.257
21	99 L. SCASSA 4.937	21	9 D. SCHMITTER 22.641	21	11 S. AL SULAITI 34.886	21	11 S. AL SULAITI 44.750	21	4 G. VIZZIELLO 35.317
22	10 I. TÓTH 5.031	22	10 I. TÓTH 23.942	22	10 I. TÓTH 36.485	22	10 I. TÓTH 46.977	22	10 I. TÓTH 36.775

15/05/2016

These data/results cannot be reproduced, stored and/or transmitted in whole or in part by any manner of electronic, mechanical, photocopying, recording, broadcasting or otherwise now known or herein after developed without the previous express consent by the copyright owner, except for reproduction in daily press and regular printed publications on sale to the public within 60 days of the event related to those data/results and always provided that copyright symbol appears together as follows below.

© DORNA WSBK ORGANIZATION Srl 2016

FICR PERGOIA TINING

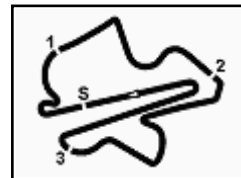


Official Tyre Supplier



Official Timekeeper





## Malaysian Round, 13-14-15 May 2016

102/06

Sepang International Circuit 5.543 m

### World Superbike - Chronological Analysis Race 2

Start at 16:01'17.770

1 / 3

69 N. HAYDEN (2'17.273)								
Lap	Seg. 1	Seg. 2	Seg. 3	Seg. 4	Seg. 5	Lap Time	km/h	Local Time
1			35.434	44.870	35.171	2'27.905		16:03'45.675
2	4.906	22.404	34.467	44.516	34.931	2'21.224	267.0	16:06'06.899
3	4.864	22.251	34.313	43.526	34.640	2'19.594	282.4	16:08'26.493
4	4.836	21.960	34.152	43.460	34.655	2'19.063	281.6	16:10'45.556
5	4.835	22.100	34.304	43.575	34.595	2'19.409	279.4	16:13'04.965
6	4.833	21.921	33.771	43.047	34.406	2'17.978	278.7	16:15'22.943
7	4.808	21.928	33.673	43.349	34.479	2'18.237	280.2	16:17'41.180
8	4.822	21.885	33.752	43.226	34.407	2'18.092	283.1	16:19'59.272
9	4.841	21.862	33.774	43.085	<b>34.270</b>	2'17.832	277.3	16:22'17.104
10	4.810	21.661	33.626	43.180	34.293	2'17.570	<b>284.6</b>	16:24'36.674
11	4.797	21.746	33.921	43.056	34.519	2'18.039	276.6	16:26'52.713
12	4.808	21.818	33.800	43.244	34.337	2'18.007	275.9	16:29'10.720
13	4.809	21.773	33.917	43.398	34.431	2'18.328	280.9	16:31'29.048
14	4.794	<b>21.423</b>	33.941	<b>42.655</b>	34.460	<b>2'17.273</b>	280.2	16:33'46.321
15	<b>4.771</b>	21.546	33.696	43.589	34.468	<b>2'18.070</b>	279.4	16:36'04.391
16	4.798	21.566	<b>33.545</b>	43.086	34.431	2'17.426	275.2	16:38'21.817

13 A. WEST (2'18.206)								
Lap	Seg. 1	Seg. 2	Seg. 3	Seg. 4	Seg. 5	Lap Time	km/h	Local Time
1								16:03'47.060
2	4.894	22.462	35.081	44.427	35.430	2'29.290		16:06'09.525
3	4.847	22.372	34.679	44.312	34.791	2'22.465	253.9	16:08'30.526
4	4.844	22.053	34.564	43.739	35.004	2'20.204	261.2	16:10'50.730
5	4.844	21.900	34.207	43.767	35.024	2'19.742	270.4	16:13'10.472
6	4.832	21.682	34.222	43.627	34.803	2'19.166	273.8	16:15'29.638
7	4.848	21.711	33.825	<b>43.219</b>	34.746	2'18.349	267.0	16:17'47.987
8	4.855	21.733	33.934	43.507	34.617	2'18.646	271.7	16:20'06.633
9	4.842	21.639	34.013	43.532	<b>34.481</b>	2'18.507	278.0	16:22'25.140
10	4.846	21.682	34.118	43.376	34.497	2'18.519	269.0	16:24'43.659
11	4.838	21.619	<b>33.822</b>	43.394	34.533	<b>2'18.206</b>	275.2	16:27'01.865
12	4.839	21.749	34.198	43.347	34.682	2'18.815	273.1	16:29'20.680
13	4.834	<b>21.591</b>	34.055	43.266	34.902	2'18.648	272.4	16:31'39.328
14	4.834	21.608	34.272	43.327	34.705	2'18.746	280.9	16:33'58.074
15	<b>4.822</b>	22.096	34.181	43.724	34.807	2'19.630	<b>281.6</b>	16:36'17.704
16	4.836	21.768	34.377	43.955	35.166	2'20.102	278.0	16:38'37.806

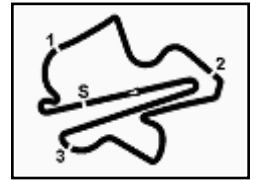
34 D. GIUGLIANO (2'16.716)								
Lap	Seg. 1	Seg. 2	Seg. 3	Seg. 4	Seg. 5	Lap Time	km/h	Local Time
1			35.997	45.013	35.714	2'29.903		16:03'47.673
2	5.117	22.487	34.656	44.301	35.275	2'21.836	235.6	16:06'09.509
3	4.990	21.959	34.893	43.762	35.072	2'20.676	250.3	16:08'30.185
4	4.928	21.950	34.236	43.796	34.690	2'19.600	254.5	16:10'49.853
5	4.959	22.121	34.229	43.513	34.728	2'19.550	247.5	16:13'09.335
6	4.876	21.787	34.026	43.421	34.524	2'18.634	266.4	16:15'27.969
7	4.899	21.593	33.955	43.142	34.682	2'18.271	259.3	16:17'46.240
8	4.891	21.531	33.824	43.061	34.565	2'17.872	261.8	16:20'04.112
9	4.920	21.488	33.718	43.043	34.447	2'17.616	257.5	16:22'21.728
10	4.908	21.557	33.584	43.050	34.531	2'17.630	262.5	16:24'39.358
11	4.871	21.565	33.657	42.884	34.442	2'17.419	265.1	16:26'56.777
12	4.885	21.538	33.836	42.912	34.483	2'17.654	265.1	16:29'14.431
13	4.856	<b>21.361</b>	<b>33.447</b>	<b>42.724</b>	<b>34.328</b>	<b>2'16.716</b>	275.2	16:31'31.147
14	4.870	21.450	33.586	42.764	34.330	2'17.000	271.7	16:33'48.147
15	<b>4.850</b>	21.383	33.734	42.811	34.547	2'17.325	<b>278.0</b>	16:36'05.472
16	4.883	21.496	33.792	42.970	34.458	2'17.599	264.4	16:38'23.071

60 M. VAN DER MARK (2'18.103)								
Lap	Seg. 1	Seg. 2	Seg. 3	Seg. 4	Seg. 5	Lap Time	km/h	Local Time
1								16:03'48.875
2	4.931	22.913	34.970	43.960	35.231	2'22.005	249.2	16:06'10.880
3	4.867	22.293	34.727	43.668	35.012	2'20.567	259.3	16:08'31.447
4	4.823	22.568	34.302	43.739	34.831	2'20.263	261.8	16:10'51.710
5	4.841	22.273	34.542	44.324	35.081	2'21.061	271.7	16:13'12.771
6	4.841	22.185	34.412	43.495	34.823	2'19.756	259.3	16:15'32.527
7	4.840	22.181	34.073	43.173	34.653	2'19.920	259.3	16:17'51.447
8	4.826	21.793	34.146	43.684	34.532	2'18.981	265.7	16:20'10.428
9	4.863	21.785	33.852	<b>43.085</b>	<b>34.518</b>	<b>2'18.103</b>	261.8	16:22'28.531
10	4.823	<b>21.748</b>	33.842	43.706	34.695	2'18.814	272.4	16:24'47.345
11	<b>4.777</b>	21.754	34.053	43.579	34.643	2'18.806	269.7	16:27'06.151
12	4.833	22.004	34.137	43.840	34.725	2'19.539	271.7	16:29'25.690
13	4.884	21.763	34.124	43.986	34.988	2'19.745	265.1	16:31'45.435
14	4.859	21.822	<b>33.825</b>	43.521	34.697	2'18.724	267.7	16:34'04.159
15	4.838	21.869	33.969	43.304	34.526	2'18.506	<b>273.8</b>	16:36'22.665
16	4.837	21.857	34.265	43.235	34.937	2'19.131	271.0	16:38'41.796

1 J. REA (2'16.914)								
Lap	Seg. 1	Seg. 2	Seg. 3	Seg. 4	Seg. 5	Lap Time	km/h	Local Time
1			35.618	44.931	35.742	2'28.359		16:03'46.129
2	4.915	22.381	34.872	44.134	35.025	2'21.327	262.5	16:06'07.456
3	4.907	22.106	34.798	43.711	34.772	2'20.294	273.1	16:08'27.750
4	4.906	22.399	34.541	43.526	34.640	2'20.012	265.1	16:10'47.762
5	4.864	22.178	34.352	43.265	34.576	2'19.235	277.3	16:13'06.997
6	4.834	22.075	34.014	43.161	34.534	2'18.618	283.8	16:15'25.615
7	4.834	21.796	34.063	43.134	34.408	2'18.235	280.9	16:17'43.850
8	4.833	21.920	33.942	43.354	34.466	2'18.515	278.7	16:20'02.635
9	4.833	21.767	33.953	43.209	34.508	2'18.270	281.6	16:22'20.659
10	4.825	21.674	34.060	43.244	34.619	2'18.422	282.4	16:24'39.057
11	4.780	22.223	34.001	43.073	34.642	2'18.719	269.0	16:26'57.776
12	4.774	<b>21.501</b>	33.648	42.943	34.294	2'17.160	281.6	16:29'14.936
13	4.775	21.783	33.894	42.984	34.804	2'18.240	271.0	16:31'33.176
14	<b>4.748</b>	22.027	33.638	42.716	34.358	2'17.487	<b>286.1</b>	16:33'50.663
15	4.789	21.603	<b>33.613</b>	<b>42.621</b>	<b>34.288</b>	<b>2'16.914</b>	275.9	16:36'07.577
16	4.775	21.943	33.689	43.079	34.438	2'17.924	<b>286.1</b>	16:38'25.501

15 A. DE ANGELIS (2'18.007)								
Lap	Seg. 1	Seg. 2	Seg. 3	Seg. 4	Seg. 5	Lap Time	km/h	Local Time
1								16:03'48.561
2	4.955	22.998	34.796	44.101	35.692	2'22.542	241.9	16:06'11.103
3	4.900	22.553	34.588	43.732	35.069	2'20.842	252.7	16:08'31.945
4	4.868	22.375	34.345	43.666	35.168	2'20.422	260.0	16:10'52.367
5	4.874	22.266	34.060	43.942	35.033	2'20.175	263.1	16:13'12.542
6	4.853	22.064	34.135	43.638	35.028	2'19.718	265.7	16:15'32.260
7	4.857	22.014	33.871	43.301	34.836	2'18.879	265.7	16:17'51.139
8	4.828	22.586	34.085	43.431	35.017	2'19.947	<b>276.6</b>	16:20'11.086
9	4.866	22.987	35.259	<b>42.968</b>	<b>34.721</b>	2'19.801	263.8	16:22'30.887
10	4.839	21.838	<b>33.676</b>	43.177	<b>34.477</b>	<b>2'18.007</b>	270.4	16:24'48.894
11	4.821	21.899	33.757	43.092	34.846	2'18.415	268.3	16:27'07.309
12	4.819	21.999	33.873	43.276	34.685	2'18.652	265.7	16:29'25.961
13	<b>4.818</b>	21.924	33.938	43.506	35.380	2'19.566	269.7	16:31'45.527
14	4.912	22.171	33.917	43.357	34.986	2'19.343	250.9	16:34'04.870
15	4.877	21.898	33.951	43.262	34.738	2'18.726	261.8	16:36'23.596
16	4.858	<b>21.651</b>	33.906	43.021	34.813	2'18.249	269.0	16:38'41.845

7 C. DAVIES (2'17.501)								
Lap	Seg. 1	Seg. 2	Seg. 3	Seg. 4	Seg. 5	Lap Time	km/h	Local Time
1			35.643	45.063	35.216	2'28.606		16:03'46.376
2	4.914	22.554	34.887	44.331	35.104	2'21.790	256.3	16:06'08.166
3	4.895	22.242	34.973	43.956	34.837	2'20.903	263.8	16:08'29.069
4	4.856	21.986	34.721	43.567	34.687	2'19.817	271.0	16:10'48.886
5	4.837	21.985	34.410	43.318	34.802	2'19.352	272.4	16:13'08.238
6	4.825	21.874	34.380	43.166	34.527	2'18.772		



## Malaysian Round, 13-14-15 May 2016 World Superbike - Chronological Analysis Race 2

Sepang International Circuit 5.543 m

Start at 16:01'17.770

2 / 3

2 L. CAMIER (2'18.280)								
Lap	Seg. 1	Seg. 2	Seg. 3	Seg. 4	Seg. 5	Lap Time	km/h	Local Time
1			36.566	46.104	36.333	2'33.825		16:03'51.595
2	5.031	22.963	35.152	44.448	36.154	2'23.748	247.5	16:06'15.343
3	<b>4.929</b>	22.318	34.915	44.022	35.558	2'21.742	264.4	16:08'37.085
4	5.025	22.183	34.569	43.809	35.330	2'20.916	264.4	16:10'58.001
5	5.007	22.194	34.676	43.381	35.100	2'20.358	256.3	16:13'18.359
6	4.994	21.864	34.034	43.006	35.106	2'19.004	275.2	16:15'37.363
7	5.008	22.037	34.167	43.383	34.992	2'19.587	271.0	16:17'56.950
8	5.006	22.208	34.141	42.974	35.040	2'19.369	273.1	16:20'16.319
9	5.007	21.842	33.738	<b>42.793</b>	34.900	<b>2'18.280</b>	273.1	16:22'34.599
10	4.998	22.176	34.270	43.396	34.923	2'19.763	271.7	16:24'54.362
11	4.969	21.840	33.757	42.828	35.108	2'18.502	272.4	16:27'12.864
12	4.965	21.943	33.780	42.835	34.867	2'18.390	270.4	16:29'31.254
13	4.957	21.841	<b>33.733</b>	43.361	35.255	2'19.147	<b>276.6</b>	16:31'50.401
14	4.954	<b>21.765</b>	33.808	43.158	34.981	2'18.666	272.4	16:34'09.607
15	4.954	21.828	33.923	42.976	34.825	2'18.506	275.2	16:36'27.573
16	4.956	21.774	33.922	42.956	<b>34.681</b>	2'18.289	273.8	16:38'45.862

81 J. TORRES (2'18.194)								
Lap	Seg. 1	Seg. 2	Seg. 3	Seg. 4	Seg. 5	Lap Time	km/h	Local Time
1			36.288	46.575	36.259	2'33.344		16:03'51.114
2	4.871	23.755	35.585	44.554	35.667	2'24.432	249.8	16:06'15.546
3	4.833	23.032	35.136	44.158	35.359	2'22.518	256.9	16:08'38.064
4	4.798	22.539	34.824	44.174	35.115	2'21.450	268.3	16:10'59.514
5	4.814	22.391	34.702	44.041	35.149	2'21.097	260.0	16:13'20.611
6	4.798	22.421	34.398	43.784	34.648	2'20.049	263.8	16:15'40.660
7	4.754	22.101	34.258	43.640	34.836	2'19.589	271.0	16:18'00.249
8	4.778	22.080	34.367	43.485	34.775	2'19.485	269.7	16:20'19.734
9	4.778	22.698	34.065	43.445	34.737	2'19.723	270.4	16:22'39.457
10	4.775	21.902	34.126	43.392	34.630	2'18.825	267.7	16:24'58.282
11	4.755	21.842	34.068	<b>43.031</b>	34.619	2'18.135	268.3	16:27'16.597
12	4.765	21.790	<b>33.843</b>	43.191	34.658	2'18.247	269.0	16:29'34.844
13	<b>4.728</b>	21.859	34.113	43.235	34.758	2'18.693	<b>273.1</b>	16:31'53.537
14	4.760	<b>21.720</b>	33.881	43.237	<b>34.596</b>	<b>2'18.194</b>	271.0	16:34'11.731
15	4.759	21.796	33.976	43.271	34.612	2'18.414	270.4	16:36'30.145
16	4.759	21.856	33.944	43.085	34.785	2'18.429	267.7	16:38'48.574

21 M. REITERBERGER (2'18.042)								
Lap	Seg. 1	Seg. 2	Seg. 3	Seg. 4	Seg. 5	Lap Time	km/h	Local Time
1			36.342	46.298	35.193	2'31.356		16:03'49.126
2	4.926	23.363	35.602	44.624	35.233	2'23.748	238.7	16:06'12.874
3	4.930	22.786	35.059	44.564	35.069	2'22.408	246.9	16:08'35.282
4	4.792	22.508	35.033	44.351	35.527	2'22.211	267.7	16:10'57.493
5	4.917	22.379	34.984	44.506	34.576	2'21.362	258.1	16:13'18.855
6	4.838	22.199	34.487	43.625	34.534	2'19.683	258.1	16:15'38.538
7	4.755	22.073	34.296	43.405	34.288	2'18.817	273.1	16:17'57.355
8	4.774	22.164	34.422	43.345	34.505	2'19.210	268.3	16:20'16.565
9	4.809	22.086	34.059	43.015	<b>34.174</b>	2'18.143	266.4	16:22'34.708
10	4.753	21.959	34.215	43.387	34.320	2'18.634	271.7	16:24'53.342
11	4.744	21.780	34.366	43.256	34.362	2'18.508	272.4	16:27'11.850
12	4.737	21.786	34.238	43.251	34.389	2'18.401	277.3	16:29'30.251
13	4.768	21.842	34.269	<b>42.791</b>	34.372	<b>2'18.042</b>	<b>279.4</b>	16:31'48.293
14	<b>4.729</b>	21.795	<b>34.048</b>	43.353	34.479	2'18.404	275.9	16:34'06.697
15	4.740	<b>21.732</b>	34.151	43.439	34.990	2'19.052	275.9	16:36'25.749
16	4.758	22.078	36.176	43.413	34.782	2'21.207	275.2	16:38'46.956

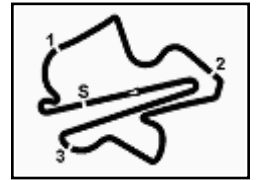
32 L. SAVADORI (2'18.035)								
Lap	Seg. 1	Seg. 2	Seg. 3	Seg. 4	Seg. 5	Lap Time	km/h	Local Time
1			36.699	46.240	36.038	2'31.986		16:03'49.756
2	4.975	22.954	35.669	44.705	35.660	2'23.963	248.6	16:06'13.719
3	4.944	22.874	35.032	44.295	35.283	2'22.428	246.3	16:08'36.147
4	4.893	22.353	34.881	44.040	35.418	2'21.585	262.5	16:10'57.732
5	4.918	22.462	35.144	44.403	35.537	2'22.464	254.5	16:13'20.196
6	4.885	22.310	34.515	43.977	35.603	2'21.290	263.8	16:15'41.486
7	4.842	21.831	34.251	43.548	35.368	2'19.840	271.0	16:18'01.326
8	4.885	22.037	34.505	43.790	34.960	2'20.177	265.7	16:20'21.503
9	4.888	21.718	34.248	43.273	34.808	2'18.935	272.4	16:22'40.438
10	4.857	21.921	34.055	43.183	34.920	2'18.936	273.1	16:24'59.374
11	4.850	<b>21.575</b>	34.055	42.948	34.709	2'18.137	274.5	16:27'17.511
12	4.841	21.877	<b>33.848</b>	<b>42.846</b>	<b>34.623</b>	<b>2'18.035</b>	273.1	16:29'35.546
13	4.843	21.794	33.984	43.263	34.769	2'18.653	268.3	16:31'54.199
14	4.855	21.776	34.000	43.088	34.727	2'18.446	273.8	16:34'12.645
15	<b>4.832</b>	21.670	34.074	42.920	35.055	2'18.551	<b>282.4</b>	16:36'31.196
16	4.938	22.149	34.546	44.086	35.631	2'21.350	273.1	16:38'52.546

12 X. FORÉS (2'17.949)								
Lap	Seg. 1	Seg. 2	Seg. 3	Seg. 4	Seg. 5	Lap Time	km/h	Local Time
1			36.355	46.325	35.898	2'33.178		16:03'50.948
2	4.932	23.165	35.502	45.182	35.263	2'24.044	249.2	16:06'14.992
3	4.867	22.498	34.945	44.509	35.523	2'22.342	267.0	16:08'37.334
4	4.918	22.500	34.706	44.356	35.009	2'21.489	252.1	16:10'58.823
5	4.866	22.159	34.669	44.341	34.893	2'20.928	268.3	16:13'19.751
6	4.850	22.471	34.187	44.325	34.684	2'20.517	<b>276.6</b>	16:15'40.268
7	4.865	21.980	34.061	43.233	34.891	2'19.030	274.5	16:17'59.298
8	4.863	22.104	34.323	43.502	34.639	2'19.431	274.5	16:20'18.729
9	4.883	21.879	33.931	43.483	34.526	2'18.702	271.7	16:22'37.431
10	4.868	21.774	34.159	43.432	34.689	2'18.922	270.4	16:24'56.353
11	4.856	21.798	33.905	43.288	34.761	2'18.608	271.7	16:27'14.961
12	4.856	22.009	33.884	43.796	34.721	2'19.266	274.5	16:29'34.227
13	<b>4.844</b>	21.947	33.953	43.196	<b>34.421</b>	2'18.361	275.2	16:31'52.588
14	<b>4.848</b>	21.735	33.854	43.040	34.472	<b>2'17.949</b>	274.5	16:34'10.537
15	4.847	<b>21.649</b>	<b>33.771</b>	<b>43.022</b>	34.723	2'18.012	274.5	16:36'28.549
16	4.853	21.752	33.943	43.265	34.663	2'18.476	269.0	16:38'47.025

16 J. HOOK (2'19.662)								
Lap	Seg. 1	Seg. 2	Seg. 3	Seg. 4	Seg. 5	Lap Time	km/h	Local Time
1			37.223	46.940	36.140	2'35.379		16:03'53.149
2	5.040	23.329	35.814	45.945	36.665	2'26.793	245.2	16:06'19.942
3	5.006	22.881	35.538	45.058	36.114	2'24.597	265.7	16:08'44.539
4	4.967	22.461	35.217	45.089	35.845	2'23.579	271.7	16:11'08.118
5	4.978	22.522	35.203	45.174	35.621	2'23.498	275.9	16:13'31.616
6	4.959	22.605	35.522	45.442	35.611	2'24.139	273.1	16:15'55.755
7	4.939	22.599	34.723	44.553	35.877	2'22.691	269.0	16:18'18.446
8	4.931	22.423	34.790	44.355	35.566	2'22.065	278.0	16:20'40.511
9	4.919	22.489	34.861	44.523	35.435	2'22.227	270.4	16:23'02.738
10	4.936	<b>21.935</b>	34.550	44.166	35.308	2'20.895	278.0	16:25'23.633
11	4.944	22.167	34.892	44.313	35.033	2'21.349	276.6	16:27'44.982
12	4.941	22.159	34.659	43.903	35.229	2'20.891	273.8	16:30'05.873
13	4.913	22.217	34.670	43.805	35.014	2'20.619	277.3	16:32'26.492
14	4.922	22.167	34.477	43.775	34.887	2'20.228	278.7	16:34'46.720
15	4.909	22.070	<b>34.202</b>	<b>43.623</b>	<b>34.858</b>	<b>2'19.662</b>	276.6	16:37'06.382
16	<b>4.894</b>	22.088	34.299	43.925	35.576	2'20.782	<b>280.2</b>	16:39'27.164

25 J. BROOKES (2'18.091)								
Lap	Seg. 1	Seg. 2	Seg. 3	Seg. 4	Seg. 5	Lap Time	km/h	Local Time
1			36.825	46.388	36.378	2'34.420		16:03'52.190
2	5.018	23.213	36.274	45.593	35.390	2'25.488	235.1	16:06'17.678
3	4.889	22.528	34.643	44.650	35.243	2'21.953	255.1	16:08'39.631
4	4.815	22.354	34.453	44.334	34.875	2'20.831	260.0	16:11'00.462
5	4.841	22.308	34.454	44.708	35.109	2'21.420	254.5	16:13'21.882
6	4.842	22.189	34.					





## Malaysian Round, 13-14-15 May 2016

### World Superbike - Chronological Analysis Race 2

Sepang International Circuit 5.543 m

Start at 16:01'17.770

3 / 3

99 L. SCASSA (2'20.900)								
Lap	Seg. 1	Seg. 2	Seg. 3	Seg. 4	Seg. 5	Lap Time	km/h	Local Time
1			37.451	47.629	37.042	2'37.639		16:03'55.409
2	5.141	23.661	36.350	46.660	36.670	2'28.482	234.6	16:06'23.891
3	5.029	23.193	35.570	45.490	36.110	2'25.392	265.1	16:08'49.283
4	5.032	22.850	35.350	45.234	35.967	2'24.433	255.1	16:11'13.716
5	5.016	22.938	34.837	45.464	35.922	2'24.177	259.3	16:13'37.893
6	5.008	22.590	35.395	44.906	35.768	2'23.667	259.3	16:16'01.560
7	4.996	22.665	34.977	44.896	35.529	2'23.063	266.4	16:18'24.623
8	5.001	22.497	34.761	44.637	35.401	2'22.297	267.7	16:20'46.920
9	5.000	22.455	34.712	44.696	35.322	2'22.185	271.0	16:23'09.105
10	4.999	22.465	34.790	44.396	<b>35.102</b>	2'21.752	266.4	16:25'30.857
11	4.987	22.201	34.720	44.343	35.304	2'21.555	267.7	16:27'52.412
12	4.979	<b>22.029</b>	<b>34.501</b>	44.201	35.190	<b>2'20.900</b>	275.2	16:30'13.312
13	<b>4.937</b>	22.392	34.504	<b>44.068</b>	35.774	2'21.675	<b>277.3</b>	16:32'34.987
14	4.950	22.200	34.788	44.076	35.864	2'21.878	<b>277.3</b>	16:34'56.865
15	4.987	22.354	34.556	44.267	35.483	2'21.647	<b>257.5</b>	16:37'18.512
16	4.952	22.229	34.640	44.081	35.524	2'21.426	269.0	16:39'39.938

10 I. TÓTH (2'29.329)											
Lap	Seg. 1	Seg. 2	Seg. 3	Seg. 4	Seg. 5	Lap Time	km/h	Local Time			
1						38.744	49.458	38.435	2'44.298		16:04'02.068
2	5.196	24.578	37.682	47.880	37.666	2'33.002	218.9	16:06'35.070			
3	5.157	24.628	37.083	48.300	37.625	2'32.793	227.7	16:09'07.863			
4	5.099	24.400	37.165	47.683	37.347	2'31.694	239.3	16:11'39.557			
5	5.089	24.198	36.676	47.694	37.357	2'31.014	236.6	16:14'10.571			
6	5.068	24.156	37.242	47.973	37.568	2'32.007	239.3	16:16'42.578			
7	5.106	24.359	37.316	48.327	37.296	2'32.404	235.6	16:19'14.982			
8	5.056	<b>23.942</b>	36.809	47.525	37.201	2'30.533		16:21'45.515			
9	5.073	24.070	36.653	47.473	37.229	2'30.498	241.4	16:24'16.013			
10	5.061	24.099	36.879	47.709	37.466	2'31.214	241.9	16:26'47.227			
11	5.085	24.691	38.744	49.330	38.374	2'36.224	239.8	16:29'23.451			
12	5.168	27.764	41.903	48.154	37.541	2'40.530	232.1	16:32'03.981			
13	<b>5.031</b>	24.061	<b>36.485</b>	<b>46.977</b>	<b>36.775</b>	<b>2'29.329</b>	245.2	16:34'33.310			
14	5.040	24.217	36.734	47.332	37.486	2'30.809	<b>246.9</b>	16:37'04.119			
15	5.113	25.957	37.592	47.741	37.441	2'33.844	244.1	16:39'37.963			

119 P. SZKOPEK (2'19.328)								
Lap	Seg. 1	Seg. 2	Seg. 3	Seg. 4	Seg. 5	Lap Time	km/h	Local Time
1			37.054	47.081	35.970	2'35.994		16:03'53.764
2	4.980	23.387	35.997	46.488	36.149	2'27.001	252.7	16:06'20.765
3	4.961	23.345	35.798	45.036	35.832	2'24.972	260.6	16:08'45.737
4	4.957	23.131	35.616	45.041	35.323	2'24.068	263.1	16:11'09.805
5	4.929	22.809	34.679	44.379	35.202	2'21.998	270.4	16:13'31.803
6	<b>4.919</b>	22.705	35.457	44.404	35.013	2'22.498	266.4	16:15'54.301
7	<b>4.926</b>	22.284	34.539	44.810	35.311	2'21.870	271.7	16:18'16.171
8	4.969	22.545	34.277	43.982	35.028	2'20.801	263.8	16:20'36.972
9	4.967	22.438	34.232	44.042	34.901	2'20.580	<b>272.4</b>	16:22'57.552
10	4.960	22.305	34.299	43.879	34.940	2'20.383	267.7	16:25'17.935
11	4.939	22.364	34.363	43.906	34.959	2'20.531	271.7	16:27'38.466
12	4.944	22.694	34.500	44.450	35.232	2'21.820	<b>272.4</b>	16:30'00.286
13	4.951	22.636	34.664	44.455	35.188	2'21.894	265.7	16:32'22.180
14	4.939	22.392	34.545	45.962	35.338	2'23.176	269.7	16:34'45.356
15	4.942	22.476	<b>33.947</b>	<b>43.495</b>	<b>34.468</b>	<b>2'19.328</b>	269.7	16:37'04.684
16	4.959	<b>22.142</b>	34.454	43.618	1'03.372	2'48.545	264.4	16:39'53.229

22 A. LOWES (2'18.077)											
Lap	Seg. 1	Seg. 2	Seg. 3	Seg. 4	Seg. 5	Lap Time	km/h	Local Time			
1						36.055	45.065	36.036	2'29.604		16:03'47.374
2	5.000	22.586	34.825	44.674	35.739	2'22.824	245.8	16:06'10.198			
3	4.971	22.205	34.641	44.203	35.150	2'21.170	256.3	16:08'31.368			
4	4.917	22.351	34.317	44.639	35.407	2'21.631	251.5	16:10'52.999			
5	4.929	22.232	34.212	43.852	35.049	2'20.274	253.3	16:13'13.273			
6	4.925	22.291	34.241	43.776	35.234	2'20.467	253.9	16:15'33.740			
7	4.971	21.700	34.004	43.304	34.780	2'18.759	271.7	16:17'52.499			
8	4.881	21.760	34.120	43.562	34.825	2'19.148	267.7	16:20'11.647			
9	4.875	21.955	33.953	43.048	34.772	2'18.603	273.8	16:22'30.250			
10	4.934	21.679	33.938	<b>42.927</b>	<b>34.599</b>	<b>2'18.077</b>	280.9	16:24'48.327			
11	4.873	21.624	<b>33.755</b>	43.545	34.991	2'18.788	271.0	16:27'07.115			
12	<b>4.789</b>	<b>21.553</b>	33.972	43.106	34.704	2'18.124	<b>286.9</b>	16:29'25.239			

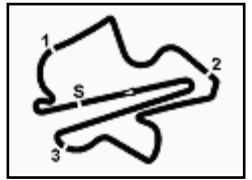
9 D. SCHMITTER (2'22.487)								
Lap	Seg. 1	Seg. 2	Seg. 3	Seg. 4	Seg. 5	Lap Time	km/h	Local Time
1			39.294	48.677	37.249	2'41.662		16:03'59.432
2	5.004	24.853	37.690	47.243	36.804	2'31.594	264.4	16:06'31.026
3	5.011	24.190	37.047	46.710	36.281	2'29.239	269.0	16:09'00.265
4	4.975	23.926	36.623	46.314	36.325	2'28.163	270.4	16:11'28.428
5	4.980	23.405	36.511	46.679	36.369	2'27.944	264.4	16:13'56.372
6	5.029	23.511	36.223	45.899	36.435	2'27.097	253.3	16:16'23.469
7	5.026	23.652	36.171	45.927	35.849	2'26.625	257.5	16:18'50.094
8	4.979	23.135	36.166	45.844	36.043	2'26.167	270.4	16:21'16.261
9	4.986	23.207	36.250	45.864	36.653	2'26.960	265.7	16:23'43.221
10	5.003	23.489	35.849	45.594	35.695	2'25.630	267.0	16:26'08.851
11	4.962	23.026	36.288	45.146	35.622	2'25.044	269.0	16:28'33.895
12	4.949	22.832	35.068	44.680	35.417	2'22.946	271.7	16:30'56.841
13	<b>4.925</b>	<b>22.641</b>	<b>34.882</b>	44.782	<b>35.257</b>	<b>2'22.487</b>	269.7	16:33'19.328
14	4.959	22.907	35.350	44.711	35.615	2'23.542	266.4	16:35'42.870
15	4.976	22.701	35.005	<b>44.582</b>	35.552	2'22.816	<b>273.8</b>	16:38'05.686
16	4.971	22.873	35.131	44.839	35.317	2'23.131	269.0	16:40'28.817

11 S. AL SULAITI (2'23.041)								
Lap	Seg. 1	Seg. 2	Seg. 3	Seg. 4	Seg. 5	Lap Time	km/h	Local Time
1			38.749	49.491	37.602	2'43.048		16:04'00.818
2	5.117	24.711	37.617	47.681	36.864	2'31.990	235.1	16:06'32.808
3	5.115	24.131	36.377	46.810	36.577	2'29.010	229.6	16:09'01.818
4	5.060	23.982	36.351	45.924	36.179	2'27.496	240.3	16:11'29.314
5	5.007	23.689	36.307	46.257	35.911	2'27.171	254.5	16:13'56.485
6	4.984	23.744	36.040	45.999	36.368	2'27.135	253.9	16:16'23.620
7	5.004	23.663	35.780	45.957	36.739	2'27.143	249.2	16:18'50.763
8	5.077	23.375	35.693	45.645	36.126	2'25.916	257.5	16:21'16.679
9	5.006	23.431	35.766	46.333	35.970	2'26.506	265.7	16:23'43.185
10	5.059	23.796	35.664	45.773	36.116	2'26.408	249.2	16:26'09.593
11	5.001	22.916	35.529	44.912	<b>35.197</b>	2'23.555	266.4	16:28'33.148
12	5.012	22.837	<b>34.886</b>	44.940	35.366	<b>2'23.041</b>	260.6	16:30'56.189
13	5.013	22.801	34.962	44.808	35.656	2'23.240	263.1	16:33'19.429
14	<b>4.910</b>	23.231	35.378	45.336	35.343	2'24.198	<b>269.7</b>	16:35'43.627
15	4.970	<b>22.610</b>	35.039	45.106	36.158	2'23.883	265.7	16:38'07.510
16	4.967	23.046	35.153	<b>44.750</b>	35.227	2'23.143	265.1	16:40'30.653

P = Pits In/Out - C = Lap-Time Cancelled

These data/results cannot be reproduced, stored and/or transmitted in whole or in part by any manner of electronic, mechanical, photocopying, recording, broadcasting or otherwise now known or herein after developed without the previous express consent by the copyright owner, except for reproduction in daily press and regular printed publications on sale to the public within 60 days of the event related to those data/results and always provided that copyright symbol appears together as follows below.

© DORNA WSBK ORGANIZATION Srl 2016

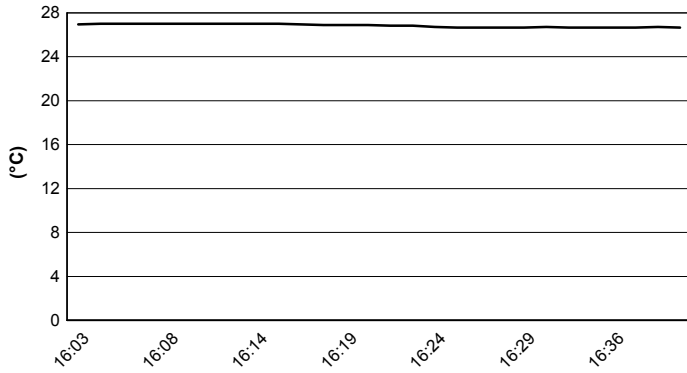


**Malaysian Round, 13-14-15 May 2016**  
**World Superbike - Weather Report Race 2**

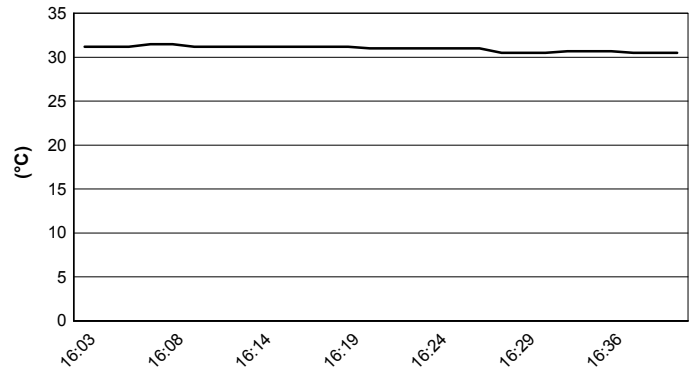
Sepang International Circuit 5.543 m

Session started 16:01      Session ended 16:40

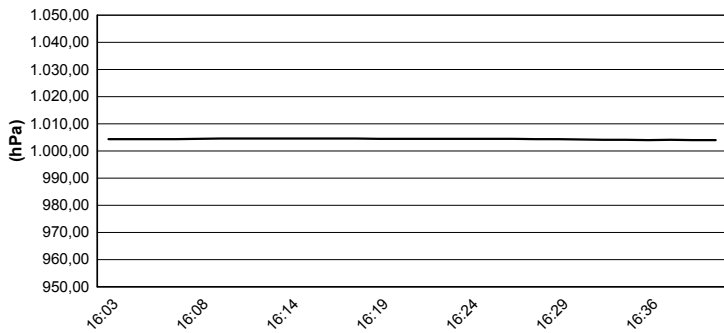
### Air Temperature



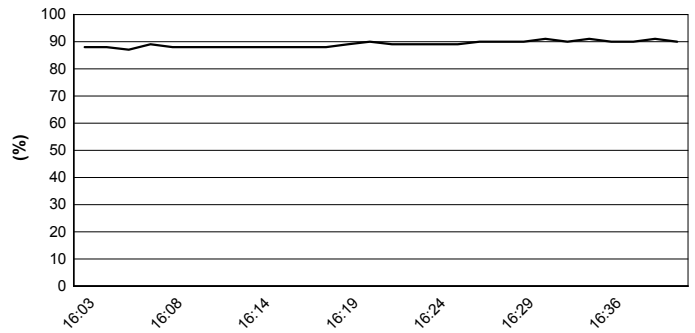
### Track Temperature



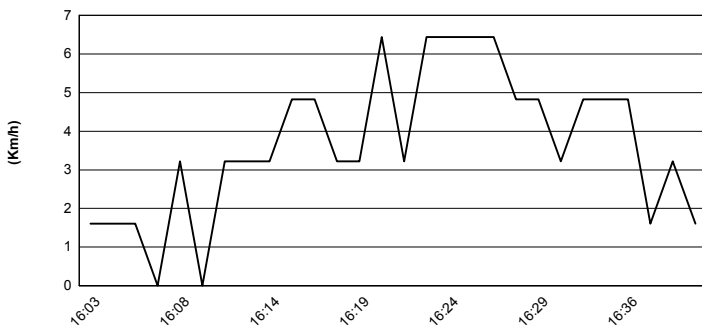
### Air Pressure



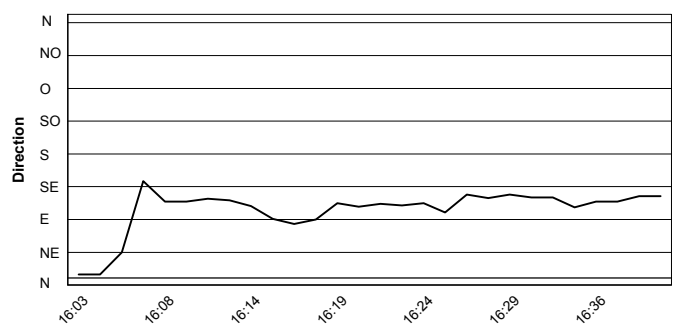
### Humidity



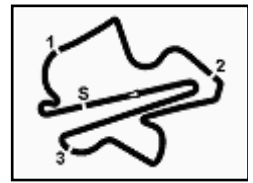
### Wind Speed



### Wind Direction



These data/results cannot be reproduced, stored and/or transmitted in whole or in part by any manner of electronic, mechanical, photocopying, recording, broadcasting or otherwise now known or herein after developed without the previous express consent by the copyright owner, except for reproduction in daily press and regular printed publications on sale to the public within 60 days of the event related to those data/results and always provided that copyright symbol appears together as follows below.  
 © DORNA WSBK ORGANIZATION Srl 2016



## Malaysian Round, 13-14-15 May 2016

### World Superbike - Championship Standings

102/06

Sepang International Circuit 5.543 km

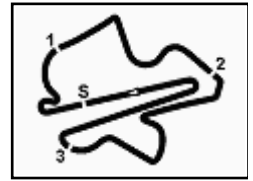
1 / 2

Points	Points From First	Points From Previous	February 28 PHILLIP ISLAND		March 13 BURIRAM		April 3 ARAGON		April 17 ASSEN		May 1 IMOLA		May 15 SEPANG		May 29 DONINGTON PARK		June 19 MISANO		July 10 LAGUNA SECA		September 18 LAUSITZING		October 2 MAGNY-COURS		October 16 JEREZ		October 28 LOSAIL			
			1	2	1	2	1	2	1	2	1	2	1	2	1	2	1	2	1	2	1	2	1	2	1	2	1	2	1	2
<b>1 REA</b> Jonathan (GBR)	<b>257</b>		25	25	25	20	20	16	25	25	20	20	20	16																
			1	1	1	1	1	1	1	1	1	1	1	1																
<b>2 DAVIES</b> Chaz (GBR)	<b>215</b> 42		20	6	13	16	25	25	20	11	25	25	16	13																
			2	4	4	4	3	2	2	2	2	2	2	2																
<b>3 SYKES</b> Tom (GBR)	<b>187</b> 70 28		11	10	20	25	16	20	20	16	16	25	8																	
			5	5	3	2	2	3	3	3	3	3	3	3																
<b>4 VAN DER MARK</b> Michael (NED)	<b>125</b> 132 62		16	20	16	13	9	16	9	7	9	10																		
			3	2	2	3	4	4	4	4	4	4	4																	
<b>5 GIUGLIANO</b> Davide (ITA)	<b>118</b> 139 7		13	16	6	11	10	8	11	13	10	20																		
			4	3	6	6	6	5	7	7	6	5	6	5																
<b>6 HAYDEN</b> Nicky (USA)	<b>115</b> 142 3		7	13	11	10	16	10	7	8	8	25																		
			9	7	8	8	8	8	6	5	7	7	7	6																
<b>7 TORRES</b> Jordi (ESP)	<b>103</b> 154 12		8	9	8	8	9	11	11	1	13	9	13	3																
			8	8	7	7	7	6	5	6	5	6	5	7																
<b>8 CAMIER</b> Leon (GBR)	<b>73</b> 184 30		9	5	5	13	16	12	12	10	11	6	7																	
			7	10	10	10	13	16	12	12	10	9	9	8																
<b>9 LOWES</b> Alex (GBR)	<b>70</b> 187 3		2	10	8	7	8	9	5	10	11																			
			16	13	14	12	12	11	10	10	10	8	9																	
<b>10 SAVADORI</b> Lorenzo (ITA)	<b>66</b> 191 4		4	6	7	6	5	10	13	8	5	2																		
			12	14	14	11	10	10	9	8	8	10	10																	
<b>11 GUINTOLI</b> Sylvain (FRA)	<b>58</b> 199 8		10	11	9	10	7	6	5																					
			6	5	5	5	5	6	8	8	9	11	11	11																
<b>12 FORÉS</b> Xavi (ESP)	<b>56</b> 201 2		2	13	13	3	6	6	6	2	5																			
			18	18	16	10	14	13	12	12	12	12	12																	
<b>13 REITERBERGER</b> Markus (GER)	<b>53</b> 204 3		8	11	9	2	1	9	3	4	6																			
			12	9	9	9	9	9	11	12	13	13	13																	
<b>14 DE ANGELIS</b> Alex (RSM)	<b>41</b> 216 12		3	7	2	5	8	4	1	2	9																			
			15	14	14	14	13	15	15	15	15	16	14																	
<b>15 BROOKES</b> Joshua (AUS)	<b>39</b> 218 2		6	7	1	3	3	5	2	3	5	4																		
			10	9	10	13	14	15	16	16	16	15	15																	
<b>16 RAMOS</b> Román (ESP)	<b>36</b> 221 3		5	4	4	4	4	7	4	14	14	14	16																	
			11	10	12	11	11	13	12	14	14	14	16																	
<b>17 WEST</b> Anthony (AUS)	<b>18</b> 239 18											7	11																	
												20	17																	
<b>18 ABRAHAM</b> Karel (CZE)	<b>18</b> 239 0		3	5	1	1	2	2	4																					
			13	12	16	16	17	17	17	17	17	17	17																	
<b>19 BAIOTTO</b> Matteo (ITA)	<b>12</b> 245 6		3	3	2	2	4	18	19	18	18	18	19																	
			17	17	18	18	18	18	18	19	18	18	18	19																
<b>20 MAHIAS</b> Lucas (FRA)	<b>9</b> 248 3							6	3	19	19	19	20																	
								19	18	19	19	19	20																	
<b>21 SCASSA</b> Luca (ITA)	<b>3</b> 254 6											3																		
												21	21																	
<b>22 JONES</b> Mike (AUS)	<b>2</b> 255 1		2																											
			14	16	18	18	19	19	20	20	20	20	22	22																
<b>23 HOOK</b> Josh (AUS)	<b>2</b> 255 0												1	1																
													24	22																
<b>24 BARRIER</b> Sylvain (FRA)	<b>2</b> 255 0		1	1																										
			15	16	18	18	19	19	20	20	20	20	22	22																
<b>25 SCHMITTER</b> Dominic (SUI)	<b>1</b> 256 1										1																			
											22	24	25																	

First Line: Championship Standings - Second Line: Ranking Progression

These data/results cannot be reproduced, stored and/or transmitted in whole or in part by any manner of electronic, mechanical, photocopying, recording, broadcasting or otherwise now known or herein after developed without the previous express consent by the copyright owner, except for reproduction in daily press and regular printed publications on sale to the public within 60 days of the event related to those data/results and always provided that copyright symbol appears together as follows below.

© DORNA WSBK ORGANIZATION Srl 2016


**Malaysian Round, 13-14-15 May 2016**  
**World Superbike - Championship Standings**

102/06

Sepang International Circuit 5.543 m

2 / 2

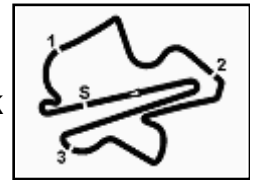
Points	Points From First	Points From Previous	February 28	March 13	April 3	April 17	May 1	May 15	May 29	June 19	July 10	September 18	October 2	October 16	October 28			
			PHILLIP ISLAND	BURIRAM	ARAGON	ASSEN	IMOLA	SEPANG	DONINGTON PARK	MISANO	LAGUNA SECA	LAUSITZRING	MAGNY-COURS	JEREZ	LOSAIL			
26	1	256	0				1	22	22	22	22	24	25					
<b>26 LUSSIANA</b> Matthieu (FRA)																		

First Line: Championship Standings - Second Line: Ranking Progression

These data/results cannot be reproduced, stored and/or transmitted in whole or in part by any manner of electronic, mechanical, photocopying, recording, broadcasting or otherwise now known or herein after developed without the previous express consent by the copyright owner, except for reproduction in daily press and regular printed publications on sale to the public within 60 days of the event related to those data/results and always provided that copyright symbol appears together as follows below.

© DORNA WSBK ORGANIZATION Srl 2016





## Malaysian Round, 13-14-15 May 2016

### World Superbike - Manufacturers Standings

Sepang International Circuit 5.543 m

	Points	Points From First	Points From Previous	February 28 PHILLIP ISLAND		March 13 BURIRAM		April 3 ARAGON		April 17 ASSEN		May 1 IMOLA		May 15 SEPANG		May 29 DONINGTON PARK	June 19 MISANO	July 10 LAGUNA SECA	September 18 LAUSITZRING	October 2 MAGNY-COURS	October 16 JEREZ	October 28 LOSAIL		
				1	2	1	2	1	2	1	2	1	2	1	2									
1 KAWASAKI	271			25	25	25	25	20	20	25	25	20	20	25	16									
				1	1	1	1	1	1	1	1	1	1	1	1									
2 DUCATI	232	39		20	16	13	16	25	25	20	11	25	25	16	20									
				2	2	3	2	2	2	2	2	2	2	2	2									
3 HONDA	167	104	65	16	20	16	13	10	9	16	16	9	8	9	25									
				3	2	2	2	3	3	3	3	3	3	3	3									
4 BMW	111	160	56	8	9	11	9	9	11	11	2	13	9	13	6									
				6	5	5	5	5	4	4	5	4	4	4	4									
5 YAMAHA	99	172	12	10	11	10	10	8	7	8	9	5	10	11										
				4	4	4	4	4	5	5	4	5	5	5	5									
6 APRILIA	80	191	19	4	3	7	7	6	8	10	13	8	5	9										
				7	7	6	6	6	6	6	6	6	6	6	6									
7 MV AGUSTA	73	198	7	9		5	5			13	7	10	11	6	7									
				5	6	6	7	7	7	7	7	7	7	7	7									

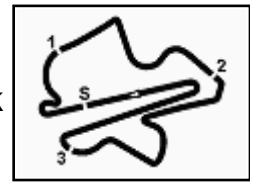
First Line: Championship Standings - Second Line: Ranking Progression

These data/results cannot be reproduced, stored and/or transmitted in whole or in part by any manner of electronic, mechanical, photocopying, recording, broadcasting or otherwise now known or herein after developed without the previous express consent by the copyright owner, except for reproduction in daily press and regular printed publications on sale to the public within 60 days of the event related to those data/results and always provided that copyright symbol appears together as follows below.

© DORNA WSBK ORGANIZATION Srl 2016







## Malaysian Round, 13-14-15 May 2016

102/06

### World Superbike - Pirelli Best Lap Award

Sepang International Circuit 5.543 m

Points	Points From First	Points From Previous	Fastest Laps															
			February 28 PHILLIP ISLAND	March 13 BURIRAM	April 3 ARAGON	April 17 ASSEN	May 1 IMOLA	May 15 SEPANG	May 29 DONINGTON PARK	June 19 MISANO	July 10 LAGUNA SECA	September 18 LAUSITZRING	October 2 MAGNY-COURS	October 16 JEREZ	October 28 LOSAIL			
<b>1 DAVIES</b> Chaz (GBR)	<b>6</b>		1		1	1	1	1	1									
<b>2 REA</b> Jonathan (GBR)	<b>3</b> 3			1	1		1											
<b>3 GIUGLIANO</b> Davide (ITA)	<b>2</b> 4 1	1							1									
<b>4 SYKES</b> Tom (GBR)	<b>1</b> 5 1								1									

These data/results cannot be reproduced, stored and/or transmitted in whole or in part by any manner of electronic, mechanical, photocopying, recording, broadcasting or otherwise now known or herein after developed without the previous express consent by the copyright owner, except for reproduction in daily press and regular printed publications on sale to the public within 60 days of the event related to those data/results and always provided that copyright symbol appears together as follows below.

© DORNA WSBK ORGANIZATION Srl 2016

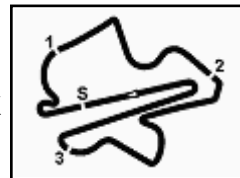
FICR PERUGIA TINING



Official Tyre Supplier



Official Timekeeper



## Malaysian Round, 13-14-15 May 2016

102/06

### World Superbike - Rider's Performance

Sepang International Circuit 5.543 m

	Points	Points From First	Points From Previous	February 28 PHILLIP ISLAND		March 13 BURIRAM		April 3 ARAGON		April 17 ASSEN		May 1 IMOLA		May 15 SEPANG		May 29 DONINGTON PARK		June 19 MISANO		July 10 LAGUNA SECA		September 18 LAUSITZRING		October 2 MAGNY-COURS		October 16 JEREZ		October 28 LOSAIL										
				G	1	2	G	1	2	G	1	2	G	1	2	G	1	2	G	1	2	G	1	2	G	1	2	G	1	2	G	1	2	G	1	2		
1 REA	257			3	1	1	2	1	2	5	2	3	4	1	1	3	2	2	3	2	3																	
2 DAVIES	215	42		9	2	10	4	4	3	4	1	1	6	2	5	1	1	1	5	3	4																	
3 SYKES	187	70	28	1	5	6	3	2	1	1	3	2	1	Rt	2	4	3	3	1	1	8																	
4 VAN DER MARK	125	132	62	6	3	2	1	3	4	11	Rt	7	5	Rt	3	11	7	9	10	7	6																	
5 GIUGLIANO	118	139	7	2	4	3	6	18	10	6	5	6	3	Rt	8	2	5	4	9	6	2																	
6 HAYDEN	115	142	3	7	9	4	8	Rt	5	10	6	Rt	10	3	6	9	9	8	4	8	1																	
7 TORRES	103	154	12	12	8	7	10	8	8	8	7	5	9	5	15	6	4	7	8	4	13																	
8 CAMIER	73	184	30	10	7	Rt	14	11	11	7	Rt	16	13	4	9	7	6	5	12	10	9																	
9 LOWES	70	187	3	5	Rt	14	7	6	Rt	3	8	9	12	8	7	14	11	6	2	5	Fl																	
10 SAVADORI	66	191	4	8	12	Rt	18	10	9	12	10	11	11	6	4	5	8	11	7	Fl	14																	
11 GUINTOLI	58	199	8	4	6	5	5	7	6	2	9	10	2	Rt	11	12																						
12 FORÉS	56	201	2	13	Rt		16	14	Rt	9	4	4	8	13	10	13	10	10	15	14	11																	
13 REITERBERGER	53	204	3	11	Rt	8	9	5	7	13	14	15	7	7	16	8	13	12	6	Rt	10																	
14 DE ANGELIS	41	216	12	18	Rt	13	19	9	14	16	11	8	16	12		17	15	14	13	Fl	7																	
15 BROOKES	39	218	2	14	10	9	13	15	16	18	13	13	14	11	Rt	15	14	13	14	11	12																	
16 RAMOS	36	221	3	17	11	12	15	12	12	14	12	12	18	9	12																							
17 WEST	18	239	18													11	9	5																				
18 ABRAHAM	18	239	0	16	13	11	11	Rt	15	15	15	14	22	Rt	14	16	16	Fl	16	12	Rt																	
19 BAIOTTO	12	245	6				12	13	13	17	Rt	17	15	14	Rt	10	12	Rt																				
20 MAHIAS	9	248	3										17	10	13	23																						
21 SCASSA	3	254	6													17	13	17																				
22 BARRIER	2	255	1	15	15	15	17	16	17	19	16	Rt																										
23 JONES	2	255	0	21	14	Rt																																
24 HOOK	2	255	0							24	Rt	Rt	21	16	Ns	21	17	Fl	18	15	15																	
25 SCHMITTER	1	256	1	19	16	16	23	19	19	21	18	19		20	18	Fl	15	21	16	19																		
26 LUSSIANA	1	256	0							20	17	18	19	15	17																							

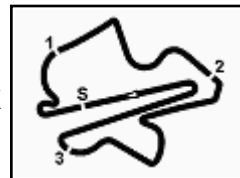
G = Grid - 1 = Race 1 - 2 = Race 2

Ns = Did Not Start - Rt = Retired - Ex = Excluded - Fl = Fallen

These data/results cannot be reproduced, stored and/or transmitted in whole or in part by any manner of electronic, mechanical, photocopying, recording, broadcasting or otherwise now known or herein after developed without the previous express consent by the copyright owner, except for reproduction in daily press and regular printed publications on sale to the public within 60 days of the event related to those data/results and always provided that copyright symbol appears together as follows below.

© DORNA WSBK ORGANIZATION Srl 2016





## Malaysian Round, 13-14-15 May 2016

### World Superbike - Best Laps & Speeds

102/06

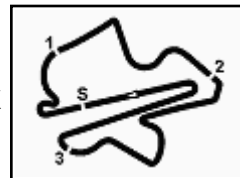
Sepang International Circuit 5.543 m

1 / 2

No.	Rider		Best Lap		FP1		FP2		FP3		SP1		SP2		RC1		W1A		RC2	
	Nat	Bike	laps	speed	laps	speed	laps	speed	laps	speed	laps	speed	laps	speed	laps	speed	laps	speed	laps	speed
1	66	SYKES Tom	2'02.246		2'05.613		2'04.748		2'03.961		2'04.480		2'02.246		2'03.637		2'04.306		2'18.505	
	GBR	Kawasaki ZX-10R	90	296	15	295	20	291	6	292	6	295	5	296	16	294	6	296	16	285
2	22	LOWES Alex	2'03.002		2'06.561		2'04.262		2'05.683				2'03.002		2'04.798		2'05.555		2'18.077	
	GBR	Yamaha YZF R1	74	295	14	295	15	289	6	292			5	294	16	295	6	295	12	287
3	1	REA Jonathan	2'03.021		2'05.710		2'04.747		2'04.058				2'03.021		2'04.556		2'05.395		2'16.914	
	GBR	Kawasaki ZX-10R	82	298	13	295	19	294	6	293			6	297	16	297	6	298	16	286
4	69	HAYDEN Nicky	2'03.435		2'05.930		2'04.167		2'04.767				2'03.435		2'04.729		2'04.543		2'17.273	
	USA	Honda CBR1000RR SP	90	298	17	298	21	294	7	295			6	297	16	298	7	297	16	285
5	7	DAVIES Chaz	2'03.485		2'07.739		2'04.478		2'05.025				2'03.485		2'04.688		2'05.045		2'17.501	
	GBR	Ducati Panigale R	86	301	17	296	19	294	6	296			6	295	16	301	6	299	16	281
6	21	REITERBERGER Markus	2'03.549		2'06.552		2'04.239		2'05.522				2'03.549		2'05.598		2'05.097		2'18.042	
	GER	BMW S1000 RR	84	302	19	299	19	296	6	298			6	300	12	302	6	301	16	279
7	32	SAVADORI Lorenzo	2'03.612		2'07.318		2'03.951		2'06.561				2'03.612		2'05.981		2'05.681		2'18.035	
	ITA	Aprilia RSV4 RF	80	303	18	300	20	295	5	296			6	302	9	303	6	302	16	282
8	81	TORRES Jordi	2'03.855		2'07.147		2'04.312		2'06.313				2'03.855		2'05.375		2'06.762		2'18.194	
	ESP	BMW S1000 RR	81	301	16	300	16	297	6	300			6	301	16	301	5	300	16	273
9	34	GIUGLIANO Davide	2'04.052		2'07.884		2'04.295		2'05.795				2'04.052		2'05.386		2'05.444		2'16.716	
	ITA	Ducati Panigale R	83	299	18	294	16	291	6	292			5	294	16	296	6	299	16	278
10	60	VAN DER MARK Michael	2'04.183		2'06.102		2'04.385		2'05.366				2'04.183		2'05.244		2'05.503		2'18.103	
	NED	Honda CBR1000RR SP	80	298	14	295	17	295	6	295			5	295	16	298	6	298	16	274
11	13	WEST Anthony	2'04.440		2'08.211		2'04.743		2'05.864				2'04.440		2'05.694		2'06.021		2'18.206	
	AUS	Kawasaki ZX-10R	85	296	16	293	19	292	6	290			6	296	16	294	6	295	16	282
12	15	DE ANGELIS Alex	2'05.153		2'07.286		2'05.153		2'06.582		2'06.691				2'06.135		2'06.031		2'18.007	
	RSM	Aprilia RSV4 RF	75	301	17	300	19	294	5	296	5	298			7	297	6	301	16	277
13	2	CAMIER Leon	2'05.399		2'07.610		2'05.932		2'07.236		2'05.429		2'05.399		2'06.902		2'07.614		2'18.280	
	GBR	MV Agusta 1000 F4	75	290	15	290	9	286	6	282	5	285	5	288	16	289	3	285	16	277
14	99	SCASSA Luca	2'05.529		2'13.693		2'05.529		2'08.101		2'07.628				2'07.497		2'07.937		2'20.900	
	ITA	Ducati Panigale R	67	288	2	288	16	285	6	283	5	287			16	288	6	286	16	277
15	12	FORÉS Xavi	2'05.625		2'07.743		2'05.625		2'06.499		2'06.787				2'05.938		2'05.896		2'17.949	
	ESP	Ducati Panigale R	79	294	15	291	16	288	6	291	4	292			16	294	6	292	16	277
16	17	ABRAHAM Karel	2'05.811		2'07.707		2'05.889		2'06.263		2'07.192				2'06.598		2'05.811			
	CZE	BMW S1000 RR	67	300	18	296	17	293	5	295	5	294			16	298	6	300		
17	25	BROOKES Joshua	2'06.217		2'09.249		2'06.945		2'06.498		2'06.699				2'06.217		2'06.527		2'18.091	
	AUS	BMW S1000 RR	88	302	20	297	19	292	6	295	5	295			16	302	6	301	16	272
18	16	HOOK Josh	2'07.389		2'10.532		2'07.389		2'09.142		2'11.197				2'08.425		2'08.236		2'19.662	
	AUS	Kawasaki ZX-10R	85	290	17	284	20	283	5	288	5	282			16	290	6	286	16	280
19	4	VIZZIELLO Gianluca	2'08.045		2'10.660		2'08.045				2'16.701				2'09.809		2'08.902		2'21.642	
	ITA	Kawasaki ZX-10R	65	288	13	285	10	285			5	281			16	287	5	288	16	277
20	9	SCHMITTER Dominic	2'08.363		2'10.813		2'08.861		2'09.426		2'11.881				2'08.449		2'08.363		2'22.487	
	SUI	Kawasaki ZX-10R	84	291	19	285	19	285	6	282	4	279			16	291	4	288	16	274

These data/results cannot be reproduced, stored and/or transmitted in whole or in part by any manner of electronic, mechanical, photocopying, recording, broadcasting or otherwise now known or herein after developed without the previous express consent by the copyright owner, except for reproduction in daily press and regular printed publications on sale to the public within 60 days of the event related to those data/results and always provided that copyright symbol appears together as follows below.

© DORNA WSBK ORGANIZATION Srl 2016



## Malaysian Round, 13-14-15 May 2016

### World Superbike - Best Laps & Speeds

No.	Rider		Best Lap		FP1		FP2		FP3		SP1		SP2		RC1		W1A		RC2	
	Nat	Bike	laps	speed	laps	speed	laps	speed	laps	speed	laps	speed	laps	speed	laps	speed	laps	speed	laps	speed
21	119	<b>SZKOPEK Pawel</b>		<b>2'08.014</b>	2'11.458	2'09.765	<b>2'08.014</b>	2'12.277							2'08.452	2'08.541	2'19.328			
		POL Yamaha YZF R1	66	290	14	285	15	282	6	288	3	287			6	290	6	290	16	272
22	11	<b>AL SULAITI Saeed</b>		<b>2'08.755</b>	2'12.920	2'10.616	2'09.578	2'11.320							<b>2'08.755</b>	2'09.700	2'23.041			
		QAT Kawasaki ZX-10R	83	284	17	280	18	279	6	279	4	280			16	284	6	283	16	270
23	10	<b>TÓTH Imre</b>		<b>2'09.980</b>	2'11.390	<b>2'09.980</b>	2'11.547	2'11.720							2'10.850	2'10.877	2'29.329			
		HUN Yamaha YZF R1	81	285	15	284	18	283	6	279	6	282			15	285	6	285	15	247

15/05/2016

These data/results cannot be reproduced, stored and/or transmitted in whole or in part by any manner of electronic, mechanical, photocopying, recording, broadcasting or otherwise now known or herein after developed without the previous express consent by the copyright owner, except for reproduction in daily press and regular printed publications on sale to the public within 60 days of the event related to those data/results and always provided that copyright symbol appears together as follows below.

© DORNA WSBK ORGANIZATION Srl 2016



## Malaysian Round, 13-14-15 May 2016

102/06

Sepang International Circuit 5.543 m

### World Superbike - Race Winners

	2013	2014	2015	2016
<b>01 Phillip Island GP Circuit</b>	R1: Guintoli (Fra) Apr R2: Laverty (Irl) Apr	R1: Laverty (Irl) Suz R2: Guintoli (Fra) Apr	R1: Rea (Gbr) Kaw R2: Haslam (Gbr) Apr	R1: Rea (Gbr) Kaw R2: Rea (Gbr) Kaw
<b>02 Chang International</b>			R1: Rea (Gbr) Kaw R2: Rea (Gbr) Kaw	R1: Rea (Gbr) Kaw R2: Sykes (Gbr) Kaw
<b>03 MotorLand Aragon</b>	R1: Davies (Gbr) Bmw R2: Davies (Gbr) Bmw	R1: Sykes (Gbr) Kaw R2: Sykes (Gbr) Kaw	R1: Rea (Gbr) Kaw R2: Davies (Gbr) Duc	R1: Davies (Gbr) Duc R2: Davies (Gbr) Duc
<b>04 TT Circuit Assen</b>	R1: Sykes (Gbr) Kaw R2: Laverty (Irl) Apr	R1: Guintoli (Fra) Apr R2: Rea (Gbr) Hon	R1: Rea (Gbr) Kaw R2: Rea (Gbr) Kaw	R1: Rea (Gbr) Kaw R2: Rea (Gbr) Kaw
<b>05 Imola Circuit</b>	R1: Sykes (Gbr) Kaw R2: Sykes (Gbr) Kaw	R1: Rea (Gbr) Hon R2: Rea (Gbr) Hon	R1: Rea (Gbr) Kaw R2: Rea (Gbr) Kaw	R1: Davies (Gbr) Duc R2: Davies (Gbr) Duc
<b>06 Sepang International</b>		R1: Melandri (Ita) Apr R2: Melandri (Ita) Apr	R1: Rea (Gbr) Kaw R2: Davies (Gbr) Duc	R1: Sykes (Gbr) Kaw R2: Hayden (Usa) Hon
<b>07 Donington Park</b>	R1: Sykes (Gbr) Kaw R2: Sykes (Gbr) Kaw	R1: Sykes (Gbr) Kaw R2: Sykes (Gbr) Kaw	R1: Sykes (Gbr) Kaw R2: Sykes (Gbr) Kaw	
<b>08 Misano World Circuit</b>		R1: Sykes (Gbr) Kaw R2: Sykes (Gbr) Kaw	R1: Sykes (Gbr) Kaw R2: Rea (Gbr) Kaw	
<b>09 Mazda Raceway Laguna</b>	R1: Sykes (Gbr) Kaw R2: Laverty (Irl) Apr	R1: Melandri (Ita) Apr R2: Sykes (Gbr) Kaw	R1: Davies (Gbr) Duc R2: Davies (Gbr) Duc	
<b>11 Circuit de Nevers</b>	R1: Sykes (Gbr) Kaw R2: Sykes (Gbr) Kaw	R1: Guintoli (Fra) Apr R2: Melandri (Ita) Apr	R1: Rea (Gbr) Kaw R2: Rea (Gbr) Kaw	
<b>12 Circuito de Jerez</b>	R1: Laverty (Irl) Apr R2: Laverty (Irl) Apr	R1: Melandri (Ita) Apr R2: Melandri (Ita) Apr	R1: Sykes (Gbr) Kaw R2: Davies (Gbr) Duc	
<b>13 Losail International</b>		R1: Guintoli (Fra) Apr R2: Guintoli (Fra) Apr	R1: Torres (Esp) Apr R2: Haslam (Gbr) Apr	

### 2016

- 5 J. Rea
- 4 C. Davies
- 2 T. Sykes
- 1 N. Hayden

### ALL TIMES

- |                |                 |                  |                  |             |
|----------------|-----------------|------------------|------------------|-------------|
| 59 C. Fogarty  | 14 S. Russell   | 4 Y. Kagayama    | 2 M. Neukirchner | 1 G. McCoy  |
| 52 T. Bayliss  | 14 B. Spies     | 4 M. Fabrizio    | 2 L. Baz         | 1 F. Nieto  |
| 43 N. Haga     | 13 A. Slight    | 3 M. Doohan      | 1 A. Ryo         | 1 A. Barros |
| 34 J. Rea      | 13 E. Laverty   | 3 A. Yanagawa    | 1 K. Kitagawa    | 1 J. Torres |
| 33 T. Corser   | 13 C. Davies    | 3 M. Tamada      | 1 Y. Takeda      |             |
| 31 C. Edwards  | 11 S. Mertens   | 3 L. Lanzi       | 1 T. Aoki        |             |
| 28 T. Sykes    | 11 R. Xaus      | 3 R. Kiyonari    | 1 J. Whitham     |             |
| 27 D. Polen    | 11 R. Laconi    | 3 C. Crutchlow   | 1 A. Vieira      |             |
| 24 C. Checa    | 10 F. Pirovano  | 2 M. Lucchiari   | 1 A. Morillas    |             |
| 23 R. Roche    | 10 C. Vermeulen | 2 T. Rymer       | 1 G. Goodfellow  |             |
| 21 M. Biaggi   | 9 S. Guintoli   | 2 D. Chandler    | 1 P. Picotte     |             |
| 19 M. Melandri | 8 F. Merkel     | 2 P. Goddard     | 1 T. Kipp        |             |
| 17 P. Chili    | 8 A. Gobert     | 2 M. Lucchinelli | 1 A. Meklau      |             |
| 16 G. Falappa  | 7 B. Bostrom    | 2 M. Dowson      | 1 J. Reynolds    |             |
| 16 N. Hodgson  | 5 D. Tardozzi   | 2 K. Magee       | 1 C. Walker      |             |
| 16 J. Toseland | 5 L. Haslam     | 2 H. Izutsu      | 1 N. Hayden      |             |
| 14 J. Kocinski | 4 R. Phillis    | 2 S. Byrne       | 1 A. Pitt        |             |

These data/results cannot be reproduced, stored and/or transmitted in whole or in part by any manner of electronic, mechanical, photocopying, recording, broadcasting or otherwise now known or herein after developed without the previous express consent by the copyright owner, except for reproduction in daily press and regular printed publications on sale to the public within 60 days of the event related to those data/results and always provided that copyright symbol appears together as follows below.

© DORNA WSBK ORGANIZATION Srl 2016

FKR PEROGIA TIMING





