

## Malaysian Round, 13-14-15 May 2016

### World Superbike - Free Practices Combined Results

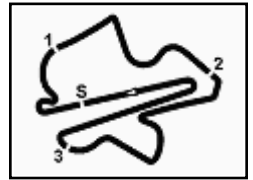
Sepang International Circuit 5.543 m

No.	Rider	Nat	Team	Bike	FP1	FP2	Time	Gap	Rel.	Avg	Laps
1	<b>32 L. SAVADORI</b>	ITA	IodaRacing Team	Aprilia RSV4 RF	2'07.318	<b>2'03.951</b>	<b>2'03.951</b>			160,989	38
2	<b>69 N. HAYDEN</b>	USA	Honda World Superbike Team	Honda CBR1000RR SP	2'05.930	<b>2'04.167</b>	<b>2'04.167</b>	0.216	0.216	160,709	38
3	<b>21 M. REITERBERGER</b>	GER	Althea BMW Racing Team	BMW S1000 RR	2'06.552	<b>2'04.239</b>	<b>2'04.239</b>	0.288	0.072	160,616	38
4	<b>22 A. LOWES</b>	GBR	Pata Yamaha Official WorldSBK Team	Yamaha YZF R1	2'06.561	<b>2'04.262</b>	<b>2'04.262</b>	0.311	0.023	160,587	29
5	<b>34 D. GIUGLIANO</b>	ITA	Aruba.it Racing - Ducati	Ducati Panigale R	2'07.884	<b>2'04.295</b>	<b>2'04.295</b>	0.344	0.033	160,544	34
6	<b>81 J. TORRES</b>	ESP	Althea BMW Racing Team	BMW S1000 RR	2'07.147	<b>2'04.312</b>	<b>2'04.312</b>	0.361	0.017	160,522	32
7	<b>60 M. VAN DER MARK</b>	NED	Honda World Superbike Team	Honda CBR1000RR SP	2'06.102	<b>2'04.385</b>	<b>2'04.385</b>	0.434	0.073	160,428	31
8	<b>7 C. DAVIES</b>	GBR	Aruba.it Racing - Ducati	Ducati Panigale R	2'07.739	<b>2'04.478</b>	<b>2'04.478</b>	0.527	0.093	160,308	36
9	<b>13 A. WEST</b>	AUS	Pedercini Racing	Kawasaki ZX-10R	2'08.211	<b>2'04.743</b>	<b>2'04.743</b>	0.792	0.265	159,967	35
10	<b>1 J. REA</b>	GBR	Kawasaki Racing Team	Kawasaki ZX-10R	2'05.710	<b>2'04.747</b>	<b>2'04.747</b>	0.796	0.004	159,962	32
11	<b>66 T. SYKES</b>	GBR	Kawasaki Racing Team	Kawasaki ZX-10R	2'05.613	<b>2'04.748</b>	<b>2'04.748</b>	0.797	0.001	159,961	35
12	<b>15 A. DE ANGELIS</b>	RSM	IodaRacing Team	Aprilia RSV4 RF	2'07.286	<b>2'05.153</b>	<b>2'05.153</b>	1.202	0.405	159,443	36
13	<b>99 L. SCASSA</b>	ITA	VFT Racing	Ducati Panigale R	2'13.693	<b>2'05.529</b>	<b>2'05.529</b>	1.578	0.376	158,966	18
14	<b>12 X. FORÉS</b>	ESP	Barni Racing Team	Ducati Panigale R	2'07.743	<b>2'05.625</b>	<b>2'05.625</b>	1.674	0.096	158,844	31
15	<b>17 K. ABRAHAM</b>	CZE	Milwaukee BMW	BMW S1000 RR	2'07.707	<b>2'05.889</b>	<b>2'05.889</b>	1.938	0.264	158,511	35
16	<b>2 L. CAMIER</b>	GBR	MV Agusta Reparto Corse	MV Agusta 1000 F4	2'07.610	<b>2'05.932</b>	<b>2'05.932</b>	1.981	0.043	158,457	24
17	<b>25 J. BROOKES</b>	AUS	Milwaukee BMW	BMW S1000 RR	2'09.249	<b>2'06.945</b>	<b>2'06.945</b>	2.994	1.013	157,192	39
18	<b>16 J. HOOK</b>	AUS	Grillini Racing Team	Kawasaki ZX-10R	2'10.532	<b>2'07.389</b>	<b>2'07.389</b>	3.438	0.444	156,645	37
19	<b>4 G. VIZZIELLO</b>	ITA	Team GoEleven	Kawasaki ZX-10R	2'10.660	<b>2'08.045</b>	<b>2'08.045</b>	4.094	0.656	155,842	23
20	<b>9 D. SCHMITTER</b>	SUI	Grillini Racing Team	Kawasaki ZX-10R	2'10.813	<b>2'08.861</b>	<b>2'08.861</b>	4.910	0.816	154,855	38
21	<b>119 P. SZKOPEK</b>	POL	Team Tóth	Yamaha YZF R1	2'11.458	<b>2'09.765</b>	<b>2'09.765</b>	5.814	0.904	153,776	29
22	<b>10 I. TÓTH</b>	HUN	Team Tóth	Yamaha YZF R1	2'11.390	<b>2'09.980</b>	<b>2'09.980</b>	6.029	0.215	153,522	33
23	<b>11 S. AL SULAITI</b>	QAT	Pedercini Racing	Kawasaki ZX-10R	2'12.920	<b>2'10.616</b>	<b>2'10.616</b>	6.665	0.636	152,775	35

These data/results cannot be reproduced, stored and/or transmitted in whole or in part by any manner of electronic, mechanical, photocopying, recording, broadcasting or otherwise now known or herein after developed without the previous express consent by the copyright owner, except for reproduction in daily press and regular printed publications on sale to the public within 60 days of the event related to those data/results and always provided that copyright symbol appears together as follows below.

© DORNA WSBK ORGANIZATION Srl 2016

13/05/2016



## Malaysian Round, 13-14-15 May 2016 World Superbike - Results Free Practice 2nd Session

No.	Rider	Nat	Team	Bike	Time	Gap	Rel.	Laps	Speed	
									Avg	Max
1	32 L. SAVADORI	ITA	IodaRacing Team	Aprilia RSV4 RF	<b>2'03.951</b>			20	160,989	<b>295,5</b>
2	69 N. HAYDEN	USA	Honda World Superbike Team	Honda CBR1000RR SP	<b>2'04.167</b>	0.216	0.216	21	160,709	<b>293,9</b>
3	21 M. REITERBERGER	GER	Althea BMW Racing Team	BMW S1000 RR	<b>2'04.239</b>	0.288	0.072	19	160,616	<b>296,3</b>
4	22 A. LOWES	GBR	Pata Yamaha Official WorldSBK Team	Yamaha YZF R1	<b>2'04.262</b>	0.311	0.023	15	160,587	<b>289,2</b>
5	34 D. GIUGLIANO	ITA	Aruba.it Racing - Ducati	Ducati Panigale R	<b>2'04.295</b>	0.344	0.033	16	160,544	<b>290,7</b>
6	81 J. TORRES	ESP	Althea BMW Racing Team	BMW S1000 RR	<b>2'04.312</b>	0.361	0.017	16	160,522	<b>297,1</b>
7	60 M. VAN DER MARK	NED	Honda World Superbike Team	Honda CBR1000RR SP	<b>2'04.385</b>	0.434	0.073	17	160,428	<b>294,7</b>
8	7 C. DAVIES	GBR	Aruba.it Racing - Ducati	Ducati Panigale R	<b>2'04.478</b>	0.527	0.093	19	160,308	<b>293,9</b>
9	13 A. WEST	AUS	Pedercini Racing	Kawasaki ZX-10R	<b>2'04.743</b>	0.792	0.265	19	159,967	<b>292,3</b>
10	1 J. REA	GBR	Kawasaki Racing Team	Kawasaki ZX-10R	<b>2'04.747</b>	0.796	0.004	19	159,962	<b>293,9</b>
11	66 T. SYKES	GBR	Kawasaki Racing Team	Kawasaki ZX-10R	<b>2'04.748</b>	0.797	0.001	20	159,961	<b>290,7</b>
12	15 A. DE ANGELIS	RSM	IodaRacing Team	Aprilia RSV4 RF	<b>2'05.153</b>	1.202	0.405	19	159,443	<b>293,9</b>
13	99 L. SCASSA	ITA	VFT Racing	Ducati Panigale R	<b>2'05.529</b>	1.578	0.376	16	158,966	<b>285,3</b>
14	12 X. FORÉS	ESP	Barni Racing Team	Ducati Panigale R	<b>2'05.625</b>	1.674	0.096	16	158,844	<b>288,4</b>
15	17 K. ABRAHAM	CZE	Milwaukee BMW	BMW S1000 RR	<b>2'05.889</b>	1.938	0.264	17	158,511	<b>293,1</b>
16	2 L. CAMIER	GBR	MV Agusta Reparto Corse	MV Agusta 1000 F4	<b>2'05.932</b>	1.981	0.043	9	158,457	<b>286,1</b>
17	25 J. BROOKES	AUS	Milwaukee BMW	BMW S1000 RR	<b>2'06.945</b>	2.994	1.013	19	157,192	<b>292,3</b>
18	16 J. HOOK	AUS	Grillini Racing Team	Kawasaki ZX-10R	<b>2'07.389</b>	3.438	0.444	20	156,645	<b>283,1</b>
19	4 G. VIZZIELLO	ITA	Team GoEleven	Kawasaki ZX-10R	<b>2'08.045</b>	4.094	0.656	10	155,842	<b>285,3</b>
20	9 D. SCHMITTER	SUI	Grillini Racing Team	Kawasaki ZX-10R	<b>2'08.861</b>	4.910	0.816	19	154,855	<b>285,3</b>
21	119 P. SZKOPEK	POL	Team Tóth	Yamaha YZF R1	<b>2'09.765</b>	5.814	0.904	15	153,776	<b>282,4</b>
22	10 I. TÓTH	HUN	Team Tóth	Yamaha YZF R1	<b>2'09.980</b>	6.029	0.215	18	153,522	<b>283,1</b>
23	11 S. AL SULAITI	QAT	Pedercini Racing	Kawasaki ZX-10R	<b>2'10.616</b>	6.665	0.636	18	152,775	<b>278,7</b>

Qualifying Lap Time (107% of 2'03.951): **2'12.629**

AIR	Humidity:	79%	Temp:	30°C
TRACK	Condition:	Dry	Temp:	41°C

Lap Record:	2015 T.Sykes	2'03.654	161,380	Km/h
Best Lap:	2014 S.Guintoli	2'03.002	162,230	Km/h

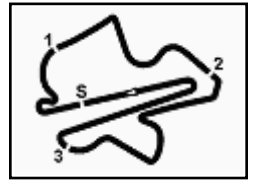
These data/results cannot be reproduced, stored and/or transmitted in whole or in part by any manner of electronic, mechanical, photocopying, recording, broadcasting or otherwise now known or herein after developed without the previous express consent by the copyright owner, except for reproduction in daily press and regular printed publications on sale to the public within 60 days of the event related to those data/results and always provided that copyright symbol appears together as follows below.

© DORNA WSBK ORGANIZATION Srl 2016

Start	End	The results are provisional until the end of the time limit for protests and appeals and the completion of the technical checks.
13/05/2016 13:30	14:32	

FICR PERIODIA TIMING





## Malaysian Round, 13-14-15 May 2016 World Superbike - Results Free Practice 2nd Session

### Session Highlights

13.30.09		Start
13.34.40		Pit Intervention Time: 61 sec.
13.52.38	Torres	On the Gravel - Re-Joined - Turn 7
13.58.58		DROPS of RAIN in Sector 2
14.05.10		DROPS of RAIN in Turn 3
14.06.16	Camier	Technical Problem - Turn 9
14.07.13		DROPS of RAIN in Turn 4
14.23.39	Vizziello	Crashed - Turn 3
14.32.33		End Of Session

### Fastest Laps Sequence

No.	Rider	Nat	Team	Bike	Local Time	Time	Gap	Avg
1	J. REA	GBR	Kawasaki Racing Team	Kawasaki ZX-10R	13:34'25.782	<b>2'09.733</b>		153,814
25	J. BROOKES	AUS	Milwaukee BMW	BMW S1000 RR	13:34'27.041	<b>2'09.641</b>	-0.092	153,924
2	L. CAMIER	GBR	MV Agusta Reparto Corse	MV Agusta 1000 F4	13:34'27.193	<b>2'09.620</b>	-0.021	153,948
7	C. DAVIES	GBR	Aruba.it Racing - Ducati	Ducati Panigale R	13:34'30.632	<b>2'07.262</b>	-2.358	156,801
13	A. WEST	AUS	Pedercini Racing	Kawasaki ZX-10R	13:34'31.828	<b>2'06.581</b>	-0.681	157,645
66	T. SYKES	GBR	Kawasaki Racing Team	Kawasaki ZX-10R	13:35'37.013	<b>2'06.301</b>	-0.280	157,994
21	M. REITERBERGER	GER	Althea BMW Racing Team	BMW S1000 RR	13:35'59.723	<b>2'05.446</b>	-0.855	159,071
66	T. SYKES	GBR	Kawasaki Racing Team	Kawasaki ZX-10R	13:37'42.139	<b>2'05.126</b>	-0.320	159,478
21	M. REITERBERGER	GER	Althea BMW Racing Team	BMW S1000 RR	13:38'04.577	<b>2'04.854</b>	-0.272	159,825
66	T. SYKES	GBR	Kawasaki Racing Team	Kawasaki ZX-10R	14:06'25.944	<b>2'04.748</b>	-0.106	159,961
7	C. DAVIES	GBR	Aruba.it Racing - Ducati	Ducati Panigale R	14:11'11.629	<b>2'04.478</b>	-0.270	160,308
81	J. TORRES	ESP	Althea BMW Racing Team	BMW S1000 RR	14:18'49.864	<b>2'04.312</b>	-0.166	160,522
22	A. LOWES	GBR	Pata Yamaha Official WorldSBK Team	Yamaha YZF R1	14:22'24.568	<b>2'04.262</b>	-0.050	160,587
69	N. HAYDEN	USA	Honda World Superbike Team	Honda CBR1000RR SP	14:22'40.029	<b>2'04.167</b>	-0.095	160,709
32	L. SAVADORI	ITA	IodaRacing Team	Aprilia RSV4 RF	14:29'58.455	<b>2'03.951</b>	-0.216	160,989

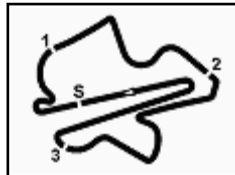
These data/results cannot be reproduced, stored and/or transmitted in whole or in part by any manner of electronic, mechanical, photocopying, recording, broadcasting or otherwise now known or herein after developed without the previous express consent by the copyright owner, except for reproduction in daily press and regular printed publications on sale to the public within 60 days of the event related to those data/results and always provided that copyright symbol appears together as follows below.

© DORNA WSBK ORGANIZATION Srl 2016

Start	End	The results are provisional until the end of the time limit for protests and appeals
13/05/2016 13:30	14:32	and the completion of the technical checks.

FCR PERDORA TIMING




**Malaysian Round, 13-14-15 May 2016**
**World Superbike - Best Sector Free Practice 2nd Session**

Sepang International Circuit 5.543 m

**Best Lap**

1	32 L. SAVADORI	Aprilia RSV4 RF	2'03.951
2	69 N. HAYDEN	Honda CBR1000RR SP	2'04.167
3	21 M. REITERBERGER	BMW S1000 RR	2'04.239
4	22 A. LOWES	Yamaha YZF R1	2'04.262
5	34 D. GIUGLIANO	Ducati Panigale R	2'04.295
6	81 J. TORRES	BMW S1000 RR	2'04.312
7	60 M. VAN DER MARK	Honda CBR1000RR SP	2'04.385
8	7 C. DAVIES	Ducati Panigale R	2'04.478
9	13 A. WEST	Kawasaki ZX-10R	2'04.743
10	1 J. REA	Kawasaki ZX-10R	2'04.747
11	66 T. SYKES	Kawasaki ZX-10R	2'04.748
12	15 A. DE ANGELIS	Aprilia RSV4 RF	2'05.153
13	99 L. SCASSA	Ducati Panigale R	2'05.529
14	12 X. FORÉS	Ducati Panigale R	2'05.625
15	17 K. ABRAHAM	BMW S1000 RR	2'05.889
16	2 L. CAMIER	MV Agusta 1000 F4	2'05.932
17	25 J. BROOKES	BMW S1000 RR	2'06.945
18	16 J. HOOK	Kawasaki ZX-10R	2'07.389
19	4 G. VIZZIELLO	Kawasaki ZX-10R	2'08.045
20	9 D. SCHMITTER	Kawasaki ZX-10R	2'08.861
21	119 P. SZKOPEK	Yamaha YZF R1	2'09.765
22	10 I. TÓTH	Yamaha YZF R1	2'09.980
23	11 S. AL SULAITI	Kawasaki ZX-10R	2'10.616

**Top Speeds**

1	81 J. TORRES	BMW S1000 RR	297.1
2	21 M. REITERBERGER	BMW S1000 RR	296.3
3	32 L. SAVADORI	Aprilia RSV4 RF	295.5
4	60 M. VAN DER MARK	Honda CBR1000RR SP	294.7
5	7 C. DAVIES	Ducati Panigale R	293.9
6	15 A. DE ANGELIS	Aprilia RSV4 RF	293.9
7	1 J. REA	Kawasaki ZX-10R	293.9
8	69 N. HAYDEN	Honda CBR1000RR SP	293.9
9	17 K. ABRAHAM	BMW S1000 RR	293.1
10	13 A. WEST	Kawasaki ZX-10R	292.3
11	25 J. BROOKES	BMW S1000 RR	292.3
12	66 T. SYKES	Kawasaki ZX-10R	290.7
13	34 D. GIUGLIANO	Ducati Panigale R	290.7
14	22 A. LOWES	Yamaha YZF R1	289.2
15	12 X. FORÉS	Ducati Panigale R	288.4
16	2 L. CAMIER	MV Agusta 1000 F4	286.1
17	9 D. SCHMITTER	Kawasaki ZX-10R	285.3
18	4 G. VIZZIELLO	Kawasaki ZX-10R	285.3
19	99 L. SCASSA	Ducati Panigale R	285.3
20	16 J. HOOK	Kawasaki ZX-10R	283.1
21	10 I. TÓTH	Yamaha YZF R1	283.1
22	119 P. SZKOPEK	Yamaha YZF R1	282.4
23	11 S. AL SULAITI	Kawasaki ZX-10R	278.7

Seg. 1		Seg. 2		Seg. 3		Seg. 4		Seg. 5						
1	81 J. TORRES	4.635	1	32 L. SAVADORI	19.350	1	69 N. HAYDEN	30.096	1	22 A. LOWES	38.182	1	21 M. REITERBERG	31.116
2	15 A. DE ANGELIS	4.641	2	1 J. REA	19.418	2	60 M. VAN DER MAR	30.156	2	32 L. SAVADORI	38.220	2	1 J. REA	31.133
3	21 M. REITERBERG	4.649	3	66 T. SYKES	19.445	3	34 D. GIUGLIANO	30.182	3	60 M. VAN DER MAR	38.312	3	69 N. HAYDEN	31.180
4	1 J. REA	4.670	4	22 A. LOWES	19.465	4	22 A. LOWES	30.184	4	21 M. REITERBERG	38.349	4	34 D. GIUGLIANO	31.287
5	32 L. SAVADORI	4.670	5	21 M. REITERBERG	19.469	5	7 C. DAVIES	30.247	5	81 J. TORRES	38.361	5	60 M. VAN DER MAR	31.340
6	60 M. VAN DER MAR	4.672	6	7 C. DAVIES	19.477	6	21 M. REITERBERG	30.253	6	13 A. WEST	38.534	6	32 L. SAVADORI	31.360
7	17 K. ABRAHAM	4.675	7	34 D. GIUGLIANO	19.477	7	81 J. TORRES	30.290	7	69 N. HAYDEN	38.536	7	81 J. TORRES	31.364
8	13 A. WEST	4.680	8	69 N. HAYDEN	19.484	8	32 L. SAVADORI	30.327	8	15 A. DE ANGELIS	38.555	8	66 T. SYKES	31.379
9	25 J. BROOKES	4.682	9	81 J. TORRES	19.487	9	13 A. WEST	30.334	9	34 D. GIUGLIANO	38.584	9	7 C. DAVIES	31.379
10	7 C. DAVIES	4.695	10	60 M. VAN DER MAR	19.543	10	17 K. ABRAHAM	30.367	10	12 X. FORÉS	38.593	10	13 A. WEST	31.382
11	69 N. HAYDEN	4.699	11	15 A. DE ANGELIS	19.563	11	15 A. DE ANGELIS	30.436	11	7 C. DAVIES	38.622	11	99 L. SCASSA	31.591
12	66 T. SYKES	4.718	12	99 L. SCASSA	19.700	12	66 T. SYKES	30.448	12	66 T. SYKES	38.674	12	22 A. LOWES	31.606
13	34 D. GIUGLIANO	4.734	13	13 A. WEST	19.775	13	1 J. REA	30.526	13	99 L. SCASSA	38.715	13	2 L. CAMIER	31.614
14	12 X. FORÉS	4.741	14	17 K. ABRAHAM	19.798	14	12 X. FORÉS	30.535	14	1 J. REA	38.769	14	12 X. FORÉS	31.713
15	9 D. SCHMITTER	4.756	15	12 X. FORÉS	19.841	15	2 L. CAMIER	30.571	15	2 L. CAMIER	38.829	15	15 A. DE ANGELIS	31.714
16	22 A. LOWES	4.763	16	4 G. VIZZIELLO	19.898	16	99 L. SCASSA	30.583	16	17 K. ABRAHAM	38.991	16	17 K. ABRAHAM	31.790
17	2 L. CAMIER	4.777	17	2 L. CAMIER	20.021	17	16 J. HOOK	30.843	17	25 J. BROOKES	39.412	17	25 J. BROOKES	31.852
18	4 G. VIZZIELLO	4.791	18	16 J. HOOK	20.043	18	25 J. BROOKES	30.845	18	16 J. HOOK	39.443	18	16 J. HOOK	32.154
19	16 J. HOOK	4.802	19	25 J. BROOKES	20.048	19	4 G. VIZZIELLO	30.983	19	4 G. VIZZIELLO	39.449	19	9 D. SCHMITTER	32.213
20	99 L. SCASSA	4.819	20	9 D. SCHMITTER	20.174	20	119 P. SZKOPEK	31.141	20	9 D. SCHMITTER	39.529	20	4 G. VIZZIELLO	32.215
21	119 P. SZKOPEK	4.830	21	119 P. SZKOPEK	20.605	21	9 D. SCHMITTER	31.376	21	11 S. AL SULAITI	40.150	21	119 P. SZKOPEK	32.460
22	10 I. TÓTH	4.839	22	11 S. AL SULAITI	20.667	22	10 I. TÓTH	31.606	22	10 I. TÓTH	40.232	22	10 I. TÓTH	32.493
23	11 S. AL SULAITI	4.921	23	10 I. TÓTH	20.711	23	11 S. AL SULAITI	31.751	23	119 P. SZKOPEK	40.240	23	11 S. AL SULAITI	32.626

13/05/2016

These data/results cannot be reproduced, stored and/or transmitted in whole or in part by any manner of electronic, mechanical, photocopying, recording, broadcasting or otherwise now known or herein after developed without the previous express consent by the copyright owner, except for reproduction in daily press and regular printed publications on sale to the public within 60 days of the event related to those data/results and always provided that copyright symbol appears together as follows below.

© DORNA WSBK ORGANIZATION Srl 2016

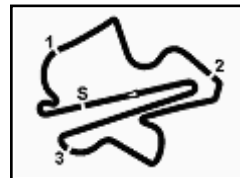
FICR PEROGIA TINING



Official Tyre Supplier



Official Timekeeper



## Malaysian Round, 13-14-15 May 2016 World Superbike - Ideal Times Free Practice 2nd Session

102/06

Sepang International Circuit 5.543 m

1 / 1

No. Rider	Nat	Bike	Seg. 1 Diff. 1	Seg. 2 Diff. 2	Seg. 3 Diff. 3	Seg. 4 Diff. 4	Seg. 5 Diff. 5	Ideal Time Best Lap	Pos.	Diff.
1 21 M. REITERBERGER	GER	BMW S1000 RR	4.649 0.051	19.469 0.207	30.253 0.145	38.349	<b>31.116</b>	<b>2'03.836</b> 2'04.239	3	0.403
2 32 L. SAVADORI	ITA	Aprilia RSV4 RF	4.670 0.024	<b>19.350</b>	30.327	38.220	31.360	<b>2'03.927</b> 2'03.951	1	0.024
3 69 N. HAYDEN	USA	Honda CBR1000RR SP	4.699 0.023	19.484	<b>30.096</b>	38.536 0.149	31.180	<b>2'03.995</b> 2'04.167	2	0.172
4 60 M. VAN DER MARK	NED	Honda CBR1000RR SP	4.672 0.001	19.543 0.273	30.156 0.088	38.312	31.340	<b>2'04.023</b> 2'04.385	7	0.362
5 81 J. TORRES	ESP	BMW S1000 RR	<b>4.635</b> 0.052	19.487	30.290	38.361 0.100	31.364 0.023	<b>2'04.137</b> 2'04.312	6	0.175
6 22 A. LOWES	GBR	Yamaha YZF R1	4.763 0.015	19.465	30.184	<b>38.182</b>	31.606 0.047	<b>2'04.200</b> 2'04.262	4	0.062
7 34 D. GIUGLIANO	ITA	Ducati Panigale R	4.734	19.477	30.182	38.584	31.287 0.031	<b>2'04.264</b> 2'04.295	5	0.031
8 7 C. DAVIES	GBR	Ducati Panigale R	4.695 0.050	19.477	30.247	38.622	31.379 0.008	<b>2'04.420</b> 2'04.478	8	0.058
9 1 J. REA	GBR	Kawasaki ZX-10R	4.670 0.014	19.418 0.173	30.526	38.769 0.008	31.133 0.036	<b>2'04.516</b> 2'04.747	10	0.231
10 66 T. SYKES	GBR	Kawasaki ZX-10R	4.718 0.015	19.445 0.010	30.448	38.674 0.059	31.379	<b>2'04.664</b> 2'04.748	11	0.084
11 13 A. WEST	AUS	Kawasaki ZX-10R	4.680 0.038	19.775	30.334	38.534	31.382	<b>2'04.705</b> 2'04.743	9	0.038
12 15 A. DE ANGELIS	RSM	Aprilia RSV4 RF	4.641 0.058	19.563 0.105	30.436 0.081	38.555	31.714	<b>2'04.909</b> 2'05.153	12	0.244
13 99 L. SCASSA	ITA	Ducati Panigale R	4.819 0.004	19.700	30.583	38.715	31.591 0.117	<b>2'05.408</b> 2'05.529	13	0.121
14 12 X. FORÉS	ESP	Ducati Panigale R	4.741 0.054	19.841 0.054	30.535	38.593	31.713 0.094	<b>2'05.423</b> 2'05.625	14	0.202
15 17 K. ABRAHAM	CZE	BMW S1000 RR	4.675 0.030	19.798 0.238	30.367	38.991	31.790	<b>2'05.621</b> 2'05.889	15	0.268
16 2 L. CAMIER	GBR	MV Agusta 1000 F4	4.777 0.120	20.021	30.571	38.829	31.614	<b>2'05.812</b> 2'05.932	16	0.120
17 25 J. BROOKES	AUS	BMW S1000 RR	4.682 0.017	20.048	30.845	39.412	31.852 0.089	<b>2'06.839</b> 2'06.945	17	0.106
18 16 J. HOOK	AUS	Kawasaki ZX-10R	4.802 0.104	20.043	30.843	39.443	32.154	<b>2'07.285</b> 2'07.389	18	0.104
19 4 G. VIZZIELLO	ITA	Kawasaki ZX-10R	4.791 0.063	19.898 0.377	30.983 0.227	39.449	32.215 0.042	<b>2'07.336</b> 2'08.045	19	0.709
20 9 D. SCHMITTER	SUI	Kawasaki ZX-10R	4.756 0.182	20.174 0.440	31.376 0.021	39.529	32.213 0.170	<b>2'08.048</b> 2'08.861	20	0.813
21 119 P. SZKOPEK	POL	Yamaha YZF R1	4.830 0.057	20.605	31.141	40.240 0.084	32.460 0.348	<b>2'09.276</b> 2'09.765	21	0.489
22 10 I. TÓTH	HUN	Yamaha YZF R1	4.839 0.062	20.711 0.037	31.606	40.232	32.493	<b>2'09.881</b> 2'09.980	22	0.099
23 11 S. AL SULAITI	QAT	Kawasaki ZX-10R	4.921 0.039	20.667	31.751 0.019	40.150 0.266	32.626 0.177	<b>2'10.115</b> 2'10.616	23	0.501
<b>Overall Ideal Time</b>			4.635	19.350	30.096	38.182	31.116	<b>2'03.379</b>		

13/05/2016

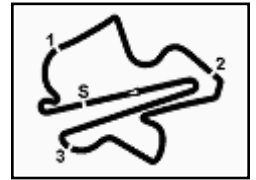
These data/results cannot be reproduced, stored and/or transmitted in whole or in part by any manner of electronic, mechanical, photocopying, recording, broadcasting or otherwise now known or herein after developed without the previous express consent by the copyright owner, except for reproduction in daily press and regular printed publications on sale to the public within 60 days of the event related to those data/results and always provided that copyright symbol appears together as follows below.  
© DORNA WSBK ORGANIZATION Srl 2016











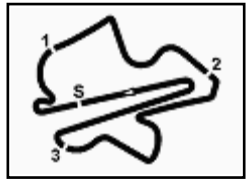
## Malaysian Round, 13-14-15 May 2016 World Superbike - Analysis Free Practice 2nd Session

2	4.921	21.256	32.033	41.132	32.903	2'12.245	273.1	13:37'13.110
3	4.941	20.992	31.824	40.649	<b>32.626</b>	2'11.032	272.4	13:39'24.142
4	5.022	20.804	31.879	40.244	33.030	2'10.979	270.4	13:41'35.121
5	5.000	26.293	35.000	44.793	41.097	2'32.183	263.8	13:44'07.304
6	4.960	<b>20.667</b>	31.770	40.416	32.803	<b>2'10.616</b>	274.5	13:46'17.920
7	4.978	20.910	32.263	40.701	32.846	2'11.698	274.5	13:48'29.618
8	4.967	27.116				1'22.781 P	274.5	13:49'52.399
9			33.434	42.039	33.334	11'06.717 P		14:00'59.116
10	4.948	20.765	34.158	46.745	33.033	2'19.649	276.6	14:03'18.765
11	4.980	20.909	32.416	40.347	32.632	2'11.284	273.1	14:05'30.049
12	4.963	21.127	31.952	<b>40.150</b>	32.799	2'10.991	273.8	14:07'41.040
13	4.953	25.056	34.420	46.800	48.024	2'39.253 P	275.2	14:10'20.293
14			33.191	41.374	33.063	9'32.844 P		14:19'53.137
15	4.949	20.794	32.104	40.367	32.863	2'11.077	275.9	14:22'04.214
16	4.958	20.985	32.706	40.907	33.329	2'12.885	276.6	14:24'17.099
17	4.953	21.109	32.365	40.918	32.914	2'12.259	275.9	14:26'29.358
18	4.951	29.288	33.673	41.120	43.219	2'32.251 P	<b>278.7</b>	14:29'01.609

P = Pits In/Out - C = Lap-Time Cancelled

These data/results cannot be reproduced, stored and/or transmitted in whole or in part by any manner of electronic, mechanical, photocopying, recording, broadcasting or otherwise now known or herein after developed without the previous express consent by the copyright owner, except for reproduction in daily press and regular printed publications on sale to the public within 60 days of the event related to those data/results and always provided that copyright symbol appears together as follows below.

© DORNA WSBK ORGANIZATION Srl 2016



Malaysian Round, 13-14-15 May 2016

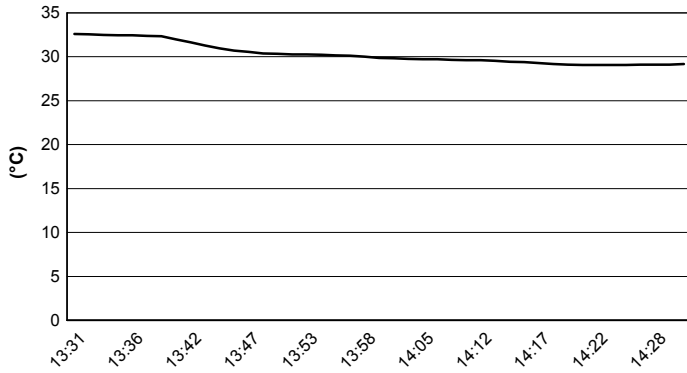
World Superbike - Weather Report Free Practice 2nd Session

Sepang International Circuit 5.543 m

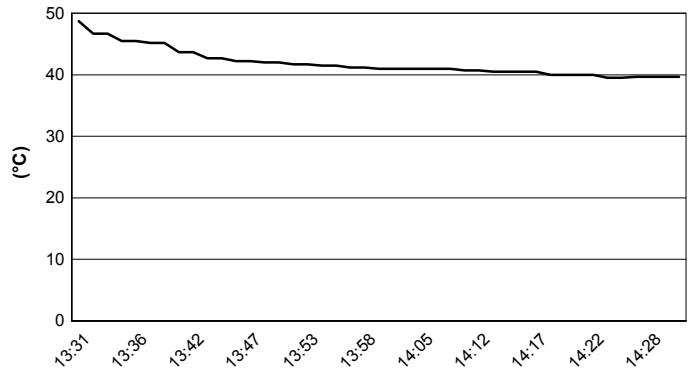
Session started 13:30

Session ended 14:32

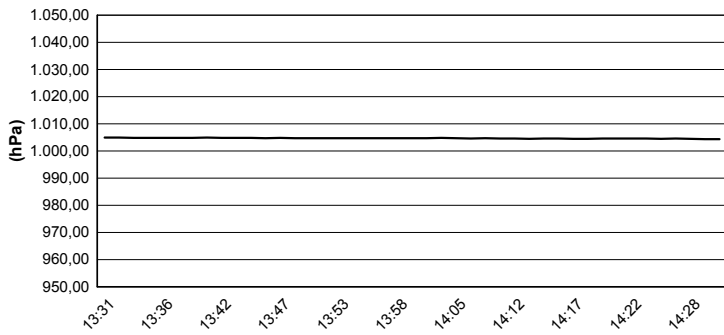
**Air Temperature**



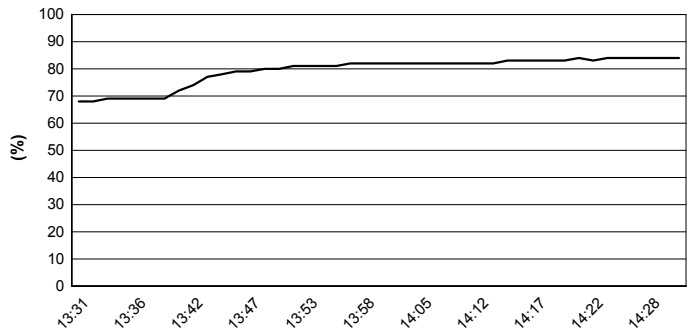
**Track Temperature**



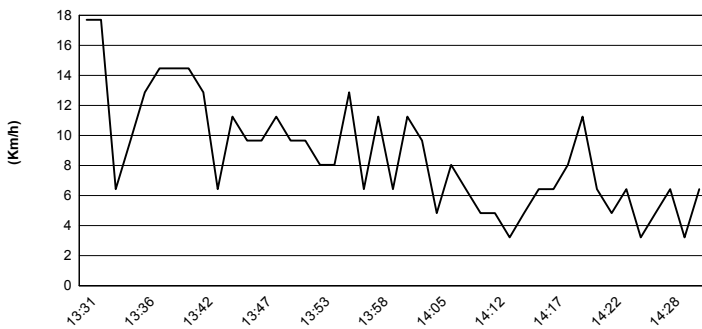
**Air Pressure**



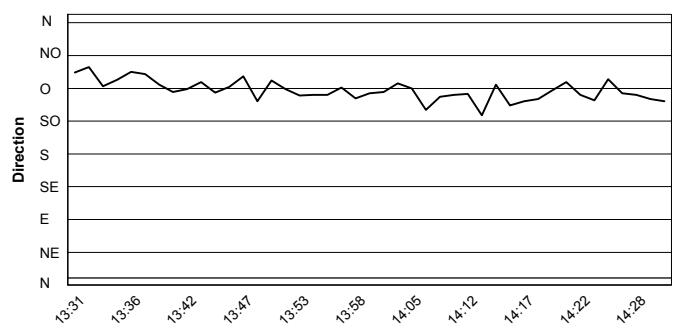
**Humidity**



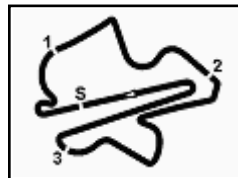
**Wind Speed**



**Wind Direction**



These data/results cannot be reproduced, stored and/or transmitted in whole or in part by any manner of electronic, mechanical, photocopying, recording, broadcasting or otherwise now known or herein after developed without the previous express consent by the copyright owner, except for reproduction in daily press and regular printed publications on sale to the public within 60 days of the event related to those data/results and always provided that copyright symbol appears together as follows below.  
© DORNA WSBK ORGANIZATION Srl 2016


**Malaysian Round, 13-14-15 May 2016**  
**World Superbike - Superpoles Entry List**
**Superpole 1**

No.	Rider	Nat	Team	Bike	Time
11	<b>66 T. SYKES</b>	GBR	Kawasaki Racing Team	Kawasaki ZX-10R	<b>2'04.748</b>
12	<b>15 A. DE ANGELIS</b>	RSM	IodaRacing Team	Aprilia RSV4 RF	<b>2'05.153</b>
13	<b>99 L. SCASSA</b>	ITA	VFT Racing	Ducati Panigale R	<b>2'05.529</b>
14	<b>12 X. FORÉS</b>	ESP	Barni Racing Team	Ducati Panigale R	<b>2'05.625</b>
15	<b>17 K. ABRAHAM</b>	CZE	Milwaukee BMW	BMW S1000 RR	<b>2'05.889</b>
16	<b>2 L. CAMIER</b>	GBR	MV Agusta Reparto Corse	MV Agusta 1000 F4	<b>2'05.932</b>
17	<b>25 J. BROOKES</b>	AUS	Milwaukee BMW	BMW S1000 RR	<b>2'06.945</b>
18	<b>16 J. HOOK</b>	AUS	Grillini Racing Team	Kawasaki ZX-10R	<b>2'07.389</b>
19	<b>4 G. VIZZIELLO</b>	ITA	Team GoEleven	Kawasaki ZX-10R	<b>2'08.045</b>
20	<b>9 D. SCHMITTER</b>	SUI	Grillini Racing Team	Kawasaki ZX-10R	<b>2'08.861</b>
21	<b>119 P. SZKOPEK</b>	POL	Team Tóth	Yamaha YZF R1	<b>2'09.765</b>
22	<b>10 I. TÓTH</b>	HUN	Team Tóth	Yamaha YZF R1	<b>2'09.980</b>
23	<b>11 S. AL SULAITI</b>	QAT	Pedercini Racing	Kawasaki ZX-10R	<b>2'10.616</b>

**Superpole 2**

No.	Rider	Nat	Team	Bike	Time
1	<b>32 L. SAVADORI</b>	ITA	IodaRacing Team	Aprilia RSV4 RF	<b>2'03.951</b>
2	<b>69 N. HAYDEN</b>	USA	Honda World Superbike Team	Honda CBR1000RR SP	<b>2'04.167</b>
3	<b>21 M. REITERBERGER</b>	GER	Althea BMW Racing Team	BMW S1000 RR	<b>2'04.239</b>
4	<b>22 A. LOWES</b>	GBR	Pata Yamaha Official WorldSBK Team	Yamaha YZF R1	<b>2'04.262</b>
5	<b>34 D. GIUGLIANO</b>	ITA	Aruba.it Racing - Ducati	Ducati Panigale R	<b>2'04.295</b>
6	<b>81 J. TORRES</b>	ESP	Althea BMW Racing Team	BMW S1000 RR	<b>2'04.312</b>
7	<b>60 M. VAN DER MARK</b>	NED	Honda World Superbike Team	Honda CBR1000RR SP	<b>2'04.385</b>
8	<b>7 C. DAVIES</b>	GBR	Aruba.it Racing - Ducati	Ducati Panigale R	<b>2'04.478</b>
9	<b>13 A. WEST</b>	AUS	Pedercini Racing	Kawasaki ZX-10R	<b>2'04.743</b>
10	<b>1 J. REA</b>	GBR	Kawasaki Racing Team	Kawasaki ZX-10R	<b>2'04.747</b>

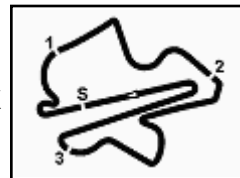
 \*  
 \*

\* These positions are assigned to the 1st and 2nd rider classified in Superpole 1

13/05/2016

These data/results cannot be reproduced, stored and/or transmitted in whole or in part by any manner of electronic, mechanical, photocopying, recording, broadcasting or otherwise now known or herein after developed without the previous express consent by the copyright owner, except for reproduction in daily press and regular printed publications on sale to the public within 60 days of the event related to those data/results and always provided that copyright symbol appears together as follows below.

© DORNA WSBK ORGANIZATION Srl 2016

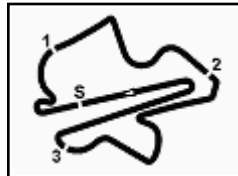


## Malaysian Round, 13-14-15 May 2016 World Superbike - Best Laps & Speeds

No.	Rider		Best Lap	FP1		FP2	
	Nat	Bike		laps	speed	laps	speed
1	32	SAVADORI Lorenzo	2'03.951	2'07.318	2'03.951		
	ITA	Aprilia RSV4 RF	38 300	18 300	20 295		
2	69	HAYDEN Nicky	2'04.167	2'05.930	2'04.167		
	USA	Honda CBR1000RR SP	38 298	17 298	21 294		
3	21	REITERBERGER Markus	2'04.239	2'06.552	2'04.239		
	GER	BMW S1000 RR	38 299	19 299	19 296		
4	22	LOWES Alex	2'04.262	2'06.561	2'04.262		
	GBR	Yamaha YZF R1	29 295	14 295	15 289		
5	34	GIUGLIANO Davide	2'04.295	2'07.884	2'04.295		
	ITA	Ducati Panigale R	34 294	18 294	16 291		
6	81	TORRES Jordi	2'04.312	2'07.147	2'04.312		
	ESP	BMW S1000 RR	32 300	16 300	16 297		
7	60	VAN DER MARK Michael	2'04.385	2'06.102	2'04.385		
	NED	Honda CBR1000RR SP	31 295	14 295	17 295		
8	7	DAVIES Chaz	2'04.478	2'07.739	2'04.478		
	GBR	Ducati Panigale R	36 296	17 296	19 294		
9	13	WEST Anthony	2'04.743	2'08.211	2'04.743		
	AUS	Kawasaki ZX-10R	35 293	16 293	19 292		
10	1	REA Jonathan	2'04.747	2'05.710	2'04.747		
	GBR	Kawasaki ZX-10R	32 295	13 295	19 294		
11	66	SYKES Tom	2'04.748	2'05.613	2'04.748		
	GBR	Kawasaki ZX-10R	35 295	15 295	20 291		
12	15	DE ANGELIS Alex	2'05.153	2'07.286	2'05.153		
	RSM	Aprilia RSV4 RF	36 300	17 300	19 294		
13	99	SCASSA Luca	2'05.529	2'13.693	2'05.529		
	ITA	Ducati Panigale R	18 288	2 288	16 285		
14	12	FORÉS Xavi	2'05.625	2'07.743	2'05.625		
	ESP	Ducati Panigale R	31 291	15 291	16 288		
15	17	ABRAHAM Karel	2'05.889	2'07.707	2'05.889		
	CZE	BMW S1000 RR	35 296	18 296	17 293		
16	2	CAMIER Leon	2'05.932	2'07.610	2'05.932		
	GBR	MV Agusta 1000 F4	24 290	15 290	9 286		
17	25	BROOKES Joshua	2'06.945	2'09.249	2'06.945		
	AUS	BMW S1000 RR	39 297	20 297	19 292		
18	16	HOOK Josh	2'07.389	2'10.532	2'07.389		
	AUS	Kawasaki ZX-10R	37 284	17 284	20 283		
19	4	VIZZIELLO Gianluca	2'08.045	2'10.660	2'08.045		
	ITA	Kawasaki ZX-10R	23 285	13 285	10 285		
20	9	SCHMITTER Dominic	2'08.861	2'10.813	2'08.861		
	SUI	Kawasaki ZX-10R	38 285	19 285	19 285		

These data/results cannot be reproduced, stored and/or transmitted in whole or in part by any manner of electronic, mechanical, photocopying, recording, broadcasting or otherwise now known or herein after developed without the previous express consent by the copyright owner, except for reproduction in daily press and regular printed publications on sale to the public within 60 days of the event related to those data/results and always provided that copyright symbol appears together as follows below.

© DORNA WSBK ORGANIZATION Srl 2016



## Malaysian Round, 13-14-15 May 2016 World Superbike - Best Laps & Speeds

No.	Rider		Best Lap		FP1		FP2	
	Nat	Bike	laps	speed	laps	speed	laps	speed
21	119	<b>SZKOPEK Pawel</b>	2'09.765		2'11.458		2'09.765	
	POL	Yamaha YZF R1	29	285	14	285	15	282
22	10	<b>TÓTH Imre</b>	2'09.980		2'11.390		2'09.980	
	HUN	Yamaha YZF R1	33	284	15	284	18	283
23	11	<b>AL SULAITI Saeed</b>	2'10.616		2'12.920		2'10.616	
	QAT	Kawasaki ZX-10R	35	280	17	280	18	279

13/05/2016

These data/results cannot be reproduced, stored and/or transmitted in whole or in part by any manner of electronic, mechanical, photocopying, recording, broadcasting or otherwise now known or herein after developed without the previous express consent by the copyright owner, except for reproduction in daily press and regular printed publications on sale to the public within 60 days of the event related to those data/results and always provided that copyright symbol appears together as follows below.

© DORNA WSBK ORGANIZATION Srl 2016

