

## Malaysian Round, 13-14-15 May 2016

### World Superbike - Results Superpole 1

No.	Rider	Nat	Team	Bike	Time	Gap	Rel.	Laps	Speed	
									Avg	Max
1*	66 T. SYKES	GBR	Kawasaki Racing Team	Kawasaki ZX-10R	<b>2'04.480</b>			6	160,305	<b>294,7</b>
2*	2 L. CAMIER	GBR	MV Agusta Reparto Corse	MV Agusta 1000 F4	<b>2'05.429</b>	0.949	0.949	5	159,092	<b>285,3</b>
3	15 A. DE ANGELIS	RSM	IodaRacing Team	Aprilia RSV4 RF	<b>2'06.691</b>	2.211	1.262	5	157,508	<b>297,9</b>
4	25 J. BROOKES	AUS	Milwaukee BMW	BMW S1000 RR	<b>2'06.699</b>	2.219	0.008	5	157,498	<b>294,7</b>
5	12 X. FORÉS	ESP	Barni Racing Team	Ducati Panigale R	<b>2'06.787</b>	2.307	0.088	4	157,388	<b>292,3</b>
6	17 K. ABRAHAM	CZE	Milwaukee BMW	BMW S1000 RR	<b>2'07.192</b>	2.712	0.405	5	156,887	<b>293,9</b>
7	99 L. SCASSA	ITA	VFT Racing	Ducati Panigale R	<b>2'07.628</b>	3.148	0.436	5	156,351	<b>286,9</b>
8	16 J. HOOK	AUS	Grillini Racing Team	Kawasaki ZX-10R	<b>2'11.197</b>	6.717	3.569	5	152,098	<b>282,4</b>
9	11 S. AL SULAITI	QAT	Pedercini Racing	Kawasaki ZX-10R	<b>2'11.320</b>	6.840	0.123	4	151,956	<b>280,2</b>
10	10 I. TÓTH	HUN	Team Tóth	Yamaha YZF R1	<b>2'11.720</b>	7.240	0.400	6	151,494	<b>282,4</b>
11	9 D. SCHMITTER	SUI	Grillini Racing Team	Kawasaki ZX-10R	<b>2'11.881</b>	7.401	0.161	4	151,309	<b>279,4</b>
12	119 P. SZKOPEK	POL	Team Tóth	Yamaha YZF R1	<b>2'12.277</b>	7.797	0.396	3	150,856	<b>286,9</b>
13	4 G. VIZZIELLO	ITA	Team GoEleven	Kawasaki ZX-10R	<b>2'16.701</b>	12.221	4.424	5	145,974	<b>280,9</b>

\* Qualified to Superpole 2

AIR	Humidity:	71%	Temp:	32°C
TRACK	Condition:	Dry	Temp:	43°C

Lap Record:	2015 T.Sykes	2'03.654	161,380	Km/h
Best Lap:	2014 S.Guintoli	2'03.002	162,230	Km/h

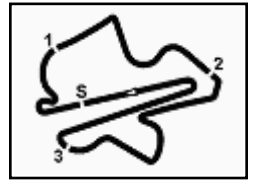
These data/results cannot be reproduced, stored and/or transmitted in whole or in part by any manner of electronic, mechanical, photocopying, recording, broadcasting or otherwise now known or herein after developed without the previous express consent by the copyright owner, except for reproduction in daily press and regular printed publications on sale to the public within 60 days of the event related to those data/results and always provided that copyright symbol appears together as follows below.

© DORNA WSBK ORGANIZATION Srl 2016

Start	End	The results are provisional until the end of the time limit for protests and appeals
14/05/2016 13:30	13:47	and the completion of the technical checks.

FICR PERGGIA TIMING





## Malaysian Round, 13-14-15 May 2016

### World Superbike - Results Superpole 1

#### Session Highlights

13.30.00	Start
13.31.46	DROPS of RAIN in Sector 3
13.32.11	DROPS of RAIN in All Sectors
13.34.48	Wet Track
13.47.36	End Of Session

#### Fastest Laps Sequence

No.	Rider	Nat	Team	Bike	Local Time	Time	Gap	Avg
119	P. SZKOPEK	POL	Team Tóth	Yamaha YZF R1	13:34'30.581	<b>2'12.277</b>		150,856
66	T. SYKES	GBR	Kawasaki Racing Team	Kawasaki ZX-10R	13:35'20.084	<b>2'12.029</b>	-0.248	151,140
25	J. BROOKES	AUS	Milwaukee BMW	BMW S1000 RR	13:43'21.211	<b>2'07.821</b>	-4.208	156,115
2	L. CAMIER	GBR	MV Agusta Reparto Corse	MV Agusta 1000 F4	13:43'44.971	<b>2'06.397</b>	-1.424	157,874
66	T. SYKES	GBR	Kawasaki Racing Team	Kawasaki ZX-10R	13:44'40.525	<b>2'05.159</b>	-1.238	159,436
66	T. SYKES	GBR	Kawasaki Racing Team	Kawasaki ZX-10R	13:46'45.005	<b>2'04.480</b>	-0.679	160,305

These data/results cannot be reproduced, stored and/or transmitted in whole or in part by any manner of electronic, mechanical, photocopying, recording, broadcasting or otherwise now known or herein after developed without the previous express consent by the copyright owner, except for reproduction in daily press and regular printed publications on sale to the public within 60 days of the event related to those data/results and always provided that copyright symbol appears together as follows below.

© DORNA WSBK ORGANIZATION Srl 2016

14/05/2016	Start 13:30	End 13:47	The results are provisional until the end of the time limit for protests and appeals and the completion of the technical checks.
------------	----------------	--------------	--

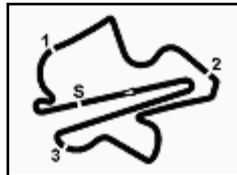
FCR PERDIA TIMING



Official Tyre Supplier



Official Timekeeper



## Malaysian Round, 13-14-15 May 2016

### World Superbike - Best Sector & Speed Superpole 1

Sepang International Circuit 5.543 m

**Best Lap**

1	66 T. SYKES	Kawasaki ZX-10R	2'04.480
2	2 L. CAMIER	MV Aosta 1000 F4	2'05.429
3	15 A. DE ANGELIS	Aprilia RSV4 RF	2'06.691
4	25 J. BROOKES	BMW S1000 RR	2'06.699
5	12 X. FORÉS	Ducati Panigale R	2'06.787
6	17 K. ABRAHAM	BMW S1000 RR	2'07.192
7	99 L. SCASSA	Ducati Panigale R	2'07.628
8	16 J. HOOK	Kawasaki ZX-10R	2'11.197
9	11 S. AL SULAITI	Kawasaki ZX-10R	2'11.320
10	10 I. TÓTH	Yamaha YZF R1	2'11.720
11	9 D. SCHMITTER	Kawasaki ZX-10R	2'11.881
12	119 P. SZKOPEK	Yamaha YZF R1	2'12.277
13	4 G. VIZZIELLO	Kawasaki ZX-10R	2'16.701

**Top Speeds**

1	15 A. DE ANGELIS	Aprilia RSV4 RF	297.9
2	66 T. SYKES	Kawasaki ZX-10R	294.7
3	25 J. BROOKES	BMW S1000 RR	294.7
4	17 K. ABRAHAM	BMW S1000 RR	293.9
5	12 X. FORÉS	Ducati Panigale R	292.3
6	99 L. SCASSA	Ducati Panigale R	286.9
7	119 P. SZKOPEK	Yamaha YZF R1	286.9
8	2 L. CAMIER	MV Aosta 1000 F4	285.3
9	16 J. HOOK	Kawasaki ZX-10R	282.4
10	10 I. TÓTH	Yamaha YZF R1	282.4
11	4 G. VIZZIELLO	Kawasaki ZX-10R	280.9
12	11 S. AL SULAITI	Kawasaki ZX-10R	280.2
13	9 D. SCHMITTER	Kawasaki ZX-10R	279.4

**Seg. 1**

1	25 J. BROOKES	4.606
2	15 A. DE ANGELIS	4.631
3	66 T. SYKES	4.656
4	12 X. FORÉS	4.696
5	17 K. ABRAHAM	4.696
6	119 P. SZKOPEK	4.778
7	99 L. SCASSA	4.806
8	10 I. TÓTH	4.839
9	2 L. CAMIER	4.840
10	16 J. HOOK	4.846
11	4 G. VIZZIELLO	4.862
12	11 S. AL SULAITI	4.866
13	9 D. SCHMITTER	4.875

**Seg. 2**

1	66 T. SYKES	19.524
2	2 L. CAMIER	19.686
3	25 J. BROOKES	20.075
4	15 A. DE ANGELIS	20.149
5	119 P. SZKOPEK	20.283
6	99 L. SCASSA	20.319
7	17 K. ABRAHAM	20.431
8	12 X. FORÉS	20.680
9	11 S. AL SULAITI	20.724
10	16 J. HOOK	20.823
11	9 D. SCHMITTER	20.982
12	10 I. TÓTH	21.197
13	4 G. VIZZIELLO	21.860

**Seg. 3**

1	66 T. SYKES	30.300
2	2 L. CAMIER	30.409
3	15 A. DE ANGELIS	30.724
4	17 K. ABRAHAM	30.810
5	99 L. SCASSA	30.816
6	119 P. SZKOPEK	30.869
7	25 J. BROOKES	30.892
8	12 X. FORÉS	30.954
9	11 S. AL SULAITI	31.696
10	10 I. TÓTH	31.856
11	9 D. SCHMITTER	31.994
12	16 J. HOOK	32.056
13	4 G. VIZZIELLO	33.940

**Seg. 4**

1	66 T. SYKES	38.592
2	2 L. CAMIER	38.692
3	12 X. FORÉS	38.789
4	15 A. DE ANGELIS	38.989
5	25 J. BROOKES	39.148
6	17 K. ABRAHAM	39.225
7	99 L. SCASSA	39.393
8	11 S. AL SULAITI	40.271
9	16 J. HOOK	40.543
10	10 I. TÓTH	40.674
11	9 D. SCHMITTER	40.680
12	119 P. SZKOPEK	41.923
13	4 G. VIZZIELLO	42.203

**Seg. 5**

1	66 T. SYKES	31.408
2	12 X. FORÉS	31.668
3	2 L. CAMIER	31.761
4	25 J. BROOKES	31.791
5	15 A. DE ANGELIS	31.951
6	17 K. ABRAHAM	32.030
7	119 P. SZKOPEK	32.275
8	99 L. SCASSA	32.294
9	16 J. HOOK	32.929
10	11 S. AL SULAITI	32.960
11	9 D. SCHMITTER	33.012
12	10 I. TÓTH	33.145
13	4 G. VIZZIELLO	33.836

14/05/2016

These data/results cannot be reproduced, stored and/or transmitted in whole or in part by any manner of electronic, mechanical, photocopying, recording, broadcasting or otherwise now known or herein after developed without the previous express consent by the copyright owner, except for reproduction in daily press and regular printed publications on sale to the public within 60 days of the event related to those data/results and always provided that copyright symbol appears together as follows below.

© DORNA WSBK ORGANIZATION Srl 2016

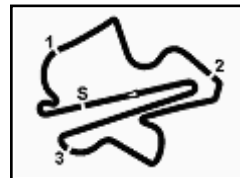
FICR PEROGIA TINING



Official Tyre Supplier



Official Timekeeper



## Malaysian Round, 13-14-15 May 2016

### World Superbike - Ideal Times Superpole 1

No. Rider	Nat	Bike	Seg. 1 Diff. 1	Seg. 2 Diff. 2	Seg. 3 Diff. 3	Seg. 4 Diff. 4	Seg. 5 Diff. 5	Ideal Time Best Lap	Pos.	Diff.
1 <b>66 T. SYKES</b>	GBR	Kawasaki ZX-10R	4.656	<b>19.524</b>	<b>30.300</b>	<b>38.592</b>	<b>31.408</b>	<b>2'04.480</b> 2'04.480	1	0.000
2 <b>2 L. CAMIER</b>	GBR	MV Agusta 1000 F4	4.840	19.686	30.409 0.041	38.692	31.761	<b>2'05.388</b> 2'05.429	2	0.041
3 <b>15 A. DE ANGELIS</b>	RSM	Aprilia RSV4 RF	4.631	20.149	30.724	38.989 0.247	31.951	<b>2'06.444</b> 2'06.691	3	0.247
4 <b>25 J. BROOKES</b>	AUS	BMW S1000 RR	<b>4.606</b>	20.075	30.892	39.148	31.791 0.187	<b>2'06.512</b> 2'06.699	4	0.187
5 <b>12 X. FORÉS</b>	ESP	Ducati Panigale R	4.696	20.680	30.954	38.789	31.668	<b>2'06.787</b> 2'06.787	5	0.000
6 <b>17 K. ABRAHAM</b>	CZE	BMW S1000 RR	4.696	20.431	30.810	39.225	32.030	<b>2'07.192</b> 2'07.192	6	0.000
7 <b>99 L. SCASSA</b>	ITA	Ducati Panigale R	4.806	20.319	30.816	39.393	32.294	<b>2'07.628</b> 2'07.628	7	0.000
8 <b>119 P. SZKOPEK</b>	POL	Yamaha YZF R1	4.778	20.283	30.869	41.923 0.249	32.275 1.900	<b>2'10.128</b> 2'12.277	12	2.149
9 <b>11 S. AL SULAITI</b>	QAT	Kawasaki ZX-10R	4.866 0.006	20.724 0.458	31.696 0.339	40.271	32.960	<b>2'10.517</b> 2'11.320	9	0.803
10 <b>16 J. HOOK</b>	AUS	Kawasaki ZX-10R	4.846	20.823	32.056	40.543	32.929	<b>2'11.197</b> 2'11.197	8	0.000
11 <b>9 D. SCHMITTER</b>	SUI	Kawasaki ZX-10R	4.875 0.027	20.982 0.304	31.994 0.007	40.680	33.012	<b>2'11.543</b> 2'11.881	11	0.338
12 <b>10 I. TÓTH</b>	HUN	Yamaha YZF R1	4.839 0.009	21.197	31.856	40.674	33.145	<b>2'11.711</b> 2'11.720	10	0.009
13 <b>4 G. VIZZIELLO</b>	ITA	Kawasaki ZX-10R	4.862	21.860	33.940	42.203	33.836	<b>2'16.701</b> 2'16.701	13	0.000
<b>Overall Ideal Time</b>			4.606	19.524	30.300	38.592	31.408	<b>2'04.430</b>		

14/05/2016

These data/results cannot be reproduced, stored and/or transmitted in whole or in part by any manner of electronic, mechanical, photocopying, recording, broadcasting or otherwise now known or herein after developed without the previous express consent by the copyright owner, except for reproduction in daily press and regular printed publications on sale to the public within 60 days of the event related to those data/results and always provided that copyright symbol appears together as follows below.

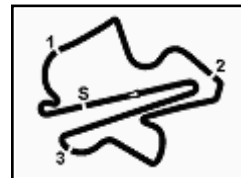
© DORNA WSBK ORGANIZATION Srl 2016

**PIRELLI PERGOIA TUNING**


Official Tyre Supplier



Official Timekeeper



## Malaysian Round, 13-14-15 May 2016

### World Superbike - Chronological Analysis Superpole 1

Sepang International Circuit 5.543 m

1 / 1

1° 66 T. SYKES (2'04.480)								
Lap	Seg. 1	Seg. 2	Seg. 3	Seg. 4	Seg. 5	Lap Time	km/h	Local Time
1	4.679	19.710	31.272	40.885	33.239	2'12.029	291.5	13:33'08.055
2	4.699	24.133	36.362	46.337	38.170	2'29.701	280.9	13:37'49.785
3	4.791	23.902	35.839	44.328	34.680	2'23.540	275.2	13:40'13.325
4	4.685	21.944	34.371	43.117	37.924	2'22.041	292.3	13:42'35.366
5	4.700	19.686	30.489	38.648	31.636	2'05.159	288.4	13:44'40.525
6	<b>4.656</b>	<b>19.524</b>	<b>30.300</b>	<b>38.592</b>	<b>31.408</b>	<b>2'04.480</b>	<b>294.7</b>	13:46'45.005

2° 2 L. CAMIER (2'05.429)								
Lap	Seg. 1	Seg. 2	Seg. 3	Seg. 4	Seg. 5	Lap Time	km/h	Local Time
1	4.843	20.040	33.104	41.047	32.554	2'14.989	284.6	13:32'17.971
2	4.894	26.982	38.477	50.765	43.632	2'44.750 P	265.1	13:34'32.960
3			34.704	42.006	32.997	4'20.864 P		13:41'38.574
4	4.844	20.217	<b>30.409</b>	<b>38.859</b>	<b>32.068</b>	<b>2'06.397</b>	<b>285.3</b>	13:43'44.971
5	<b>4.840</b>	<b>19.686</b>	<b>30.450</b>	<b>38.692</b>	<b>31.761</b>	<b>2'05.429</b>	<b>285.3</b>	13:45'50.400

3° 15 A. DE ANGELIS (2'06.691)								
Lap	Seg. 1	Seg. 2	Seg. 3	Seg. 4	Seg. 5	Lap Time	km/h	Local Time
1	4.752	21.654	46.086	46.459	47.428	2'22.559	267.0	13:33'09.442
2	4.850	27.408	32.722	45.951	37.480	2'39.734 P	251.5	13:35'32.001
3			40.384	47.421	39.671	3'45.362 P		13:38'11.735
4	4.662	20.261	33.364	43.009	33.211	3'45.362 P		13:41'57.097
5	<b>4.631</b>	<b>20.149</b>	<b>30.737</b>	<b>38.989</b>	<b>32.087</b>	<b>2'06.736</b>	<b>292.3</b>	13:44'03.833
			<b>30.724</b>	<b>39.236</b>	<b>31.951</b>	<b>2'06.691</b>	<b>297.9</b>	13:46'10.524

4° 25 J. BROOKES (2'06.699)								
Lap	Seg. 1	Seg. 2	Seg. 3	Seg. 4	Seg. 5	Lap Time	km/h	Local Time
1	4.729	21.963	32.423	41.935	34.145	2'33.413	259.3	13:32'31.264
2	4.863	27.950	35.142	50.871	40.708	2'47.250 P	243.6	13:35'04.677
3			41.350	49.303	43.784	3'21.463 P		13:37'51.927
4	4.681	20.336	34.198	42.036	34.530	2'07.821	<b>294.7</b>	13:41'13.390
5	<b>4.606</b>	<b>20.075</b>	<b>30.892</b>	<b>39.148</b>	<b>31.978</b>	<b>2'06.699</b>	<b>294.7</b>	13:43'21.211
			<b>39.148</b>	<b>31.978</b>				13:45'27.910

5° 12 X. FORÉS (2'06.787)								
Lap	Seg. 1	Seg. 2	Seg. 3	Seg. 4	Seg. 5	Lap Time	km/h	Local Time
1	4.725	21.502	46.608	49.125	34.036	2'21.875	273.1	13:33'10.067
2	4.759	29.596	32.451	46.714	36.483	1'26.472 P	286.1	13:35'31.942
3			34.120	41.996	32.472	5'56.419 P		13:36'58.414
4	<b>4.696</b>	<b>20.680</b>	<b>30.954</b>	<b>38.789</b>	<b>31.668</b>	<b>2'06.787</b>	<b>292.3</b>	13:42'54.833
								13:45'01.620

6° 17 K. ABRAHAM (2'07.192)								
Lap	Seg. 1	Seg. 2	Seg. 3	Seg. 4	Seg. 5	Lap Time	km/h	Local Time
1	4.726	21.843	33.332	46.538	39.623	2'30.296	268.3	13:32'32.194
2	4.831	29.261	32.414	50.325	40.988	2'50.391 P	261.2	13:35'02.490
3			37.789	45.962	35.805	3'34.751 P		13:37'52.881
4	4.732	22.326	32.889	40.997	32.852	2'13.796	281.6	13:41'27.632
5	<b>4.696</b>	<b>20.431</b>	<b>30.810</b>	<b>39.225</b>	<b>32.030</b>	<b>2'07.192</b>	<b>293.9</b>	13:43'41.428
								13:45'48.620

7° 99 L. SCASSA (2'07.628)								
Lap	Seg. 1	Seg. 2	Seg. 3	Seg. 4	Seg. 5	Lap Time	km/h	Local Time
1	4.818	20.678	33.271	41.097	33.354	2'17.259	281.6	13:32'19.922
2	4.953	28.925	31.647	44.076	36.040	2'41.918 P	256.9	13:34'37.181
3			38.936	47.995	41.109	3'55.557 P		13:37'19.099
4	4.830	21.222	33.177	42.990	33.487	2'09.539	<b>286.9</b>	13:41'14.656
5	<b>4.806</b>	<b>20.319</b>	<b>30.816</b>	<b>39.393</b>	<b>32.294</b>	<b>2'07.628</b>	<b>286.9</b>	13:43'24.195
								13:45'31.823

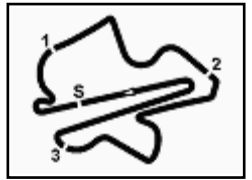
8° 16 J. HOOK (2'11.197)								
Lap	Seg. 1	Seg. 2	Seg. 3	Seg. 4	Seg. 5	Lap Time	km/h	Local Time
1	4.858	21.525	33.483	43.117	34.135	2'21.594	281.6	13:32'25.906
2	4.887	31.335	33.418	45.108	36.685	1'30.487 P	278.0	13:34'47.500
3			35.449	44.453	35.186	6'13.343 P		13:36'17.987
4	4.887	21.736	32.811	41.217	33.240	2'13.891	279.4	13:42'31.330
5	<b>4.846</b>	<b>20.823</b>	<b>32.056</b>	<b>40.543</b>	<b>32.929</b>	<b>2'11.197</b>	<b>282.4</b>	13:44'45.221
								13:46'56.418

9° 11 S. AL SULAITI (2'11.320)								
Lap	Seg. 1	Seg. 2	Seg. 3	Seg. 4	Seg. 5	Lap Time	km/h	Local Time
1	4.858	21.525	33.483	43.117	34.135	2'21.594	281.6	13:32'25.906
2	4.887	31.335	33.418	45.108	36.685	1'30.487 P	278.0	13:34'47.500
3			35.449	44.453	35.186	6'13.343 P		13:36'17.987
4	4.887	21.736	32.811	41.217	33.240	2'13.891	279.4	13:42'31.330
5	<b>4.846</b>	<b>20.823</b>	<b>32.056</b>	<b>40.543</b>	<b>32.929</b>	<b>2'11.197</b>	<b>282.4</b>	13:44'45.221
								13:46'56.418

P = Pits In/Out - C = Lap-Time Cancelled

These data/results cannot be reproduced, stored and/or transmitted in whole or in part by any manner of electronic, mechanical, photocopying, recording, broadcasting or otherwise now known or herein after developed without the previous express consent by the copyright owner, except for reproduction in daily press and regular printed publications on sale to the public within 60 days of the event related to those data/results and always provided that copyright symbol appears together as follows below.

© DORNA WSBK ORGANIZATION Srl 2016

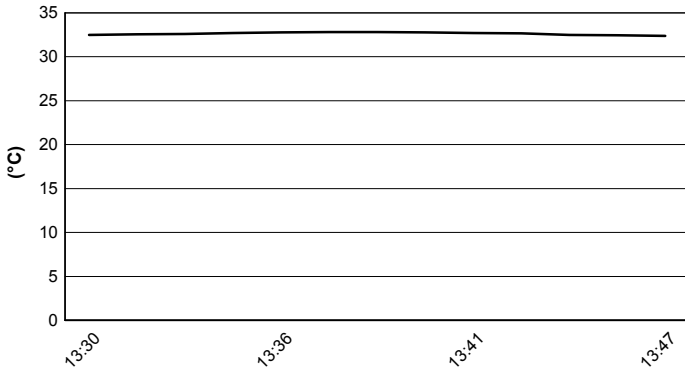


**Malaysian Round, 13-14-15 May 2016**  
**World Superbike - Weather Report Superpole 1**

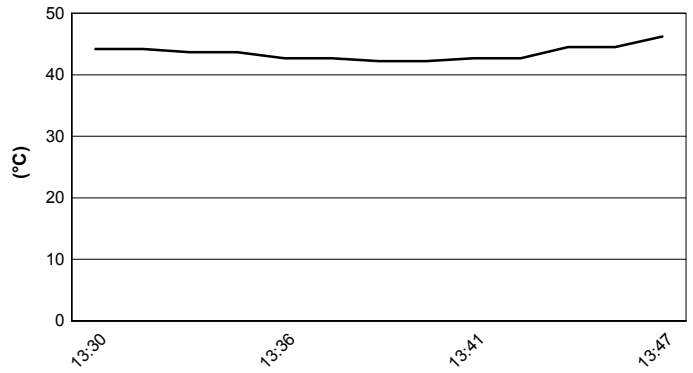
Sepang International Circuit 5.543 m

Session started 13:30      Session ended 13:47

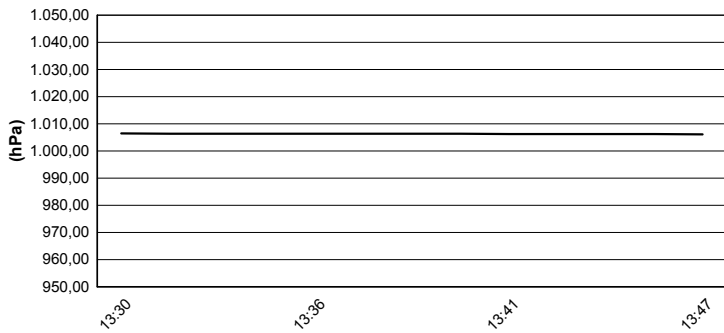
**Air Temperature**



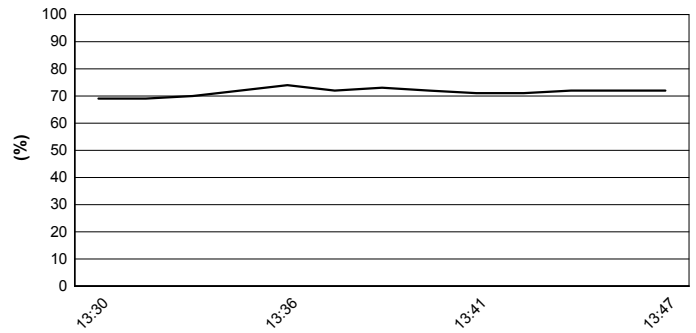
**Track Temperature**



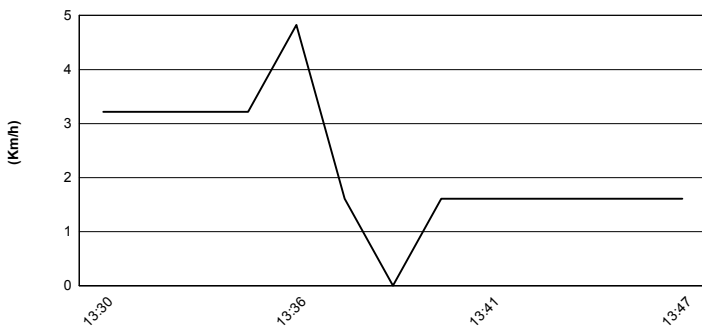
**Air Pressure**



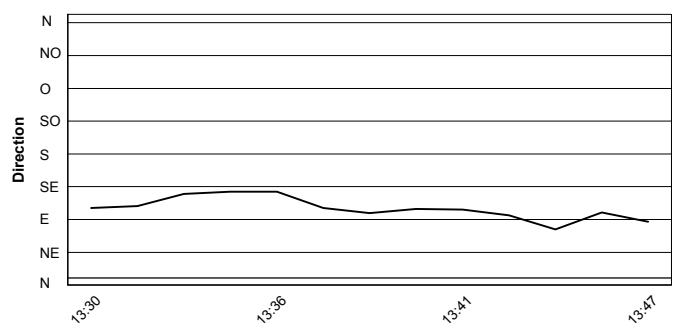
**Humidity**



**Wind Speed**



**Wind Direction**



These data/results cannot be reproduced, stored and/or transmitted in whole or in part by any manner of electronic, mechanical, photocopying, recording, broadcasting or otherwise now known or herein after developed without the previous express consent by the copyright owner, except for reproduction in daily press and regular printed publications on sale to the public within 60 days of the event related to those data/results and always provided that copyright symbol appears together as follows below.  
 © DORNA WSBK ORGANIZATION Srl 2016