

Malaysian Round, 13-14-15 May 2016

World Superbike - Free Practices & Superpole Combined Results

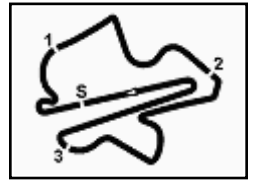
No.	Rider	Nat	Team	Bike	FP 1	FP 2	Laps	Superpole	Gap	Time	Avg
1	66 T. SYKES	GBR	Kawasaki Racing Team	Kawasaki ZX-10R	2'05.613	2'04.748	35	2'02.246		2'02.246	163,235
2	22 A. LOWES	GBR	Pata Yamaha Official WorldSBK Team	Yamaha YZF R1	2'06.561	2'04.262	29	2'03.002	0.756	2'03.002	162,232
3	1 J. REA	GBR	Kawasaki Racing Team	Kawasaki ZX-10R	2'05.710	2'04.747	32	2'03.021	0.775	2'03.021	162,206
4	69 N. HAYDEN	USA	Honda World Superbike Team	Honda CBR1000RR SP	2'05.930	2'04.167	38	2'03.435	1.189	2'03.435	161,662
5	7 C. DAVIES	GBR	Aruba.it Racing - Ducati	Ducati Panigale R	2'07.739	2'04.478	36	2'03.485	1.239	2'03.485	161,597
6	21 M. REITERBERGER	GER	Althea BMW Racing Team	BMW S1000 RR	2'06.552	2'04.239	38	2'03.549	1.303	2'03.549	161,513
7	32 L. SAVADORI	ITA	IodaRacing Team	Aprilia RSV4 RF	2'07.318	2'03.951	38	2'03.612	1.366	2'03.612	161,431
8	81 J. TORRES	ESP	Althea BMW Racing Team	BMW S1000 RR	2'07.147	2'04.312	32	2'03.855	1.609	2'03.855	161,114
9	34 D. GIUGLIANO	ITA	Aruba.it Racing - Ducati	Ducati Panigale R	2'07.884	2'04.295	34	2'04.052	1.806	2'04.052	160,858
10	60 M. VAN DER MARK	NED	Honda World Superbike Team	Honda CBR1000RR SP	2'06.102	2'04.385	31	2'04.183	1.937	2'04.183	160,689
11	13 A. WEST	AUS	Pedercini Racing	Kawasaki ZX-10R	2'08.211	2'04.743	35	2'04.440	2.194	2'04.440	160,357
12	2 L. CAMIER	GBR	MV Agusta Reparto Corse	MV Agusta 1000 F4	2'07.610	2'05.932	24	2'05.399	3.153	2'05.399	159,130
13	15 A. DE ANGELIS	RSM	IodaRacing Team	Aprilia RSV4 RF	2'07.286	2'05.153	36	2'06.691		2'06.691	157,508
14	25 J. BROOKES	AUS	Milwaukee BMW	BMW S1000 RR	2'09.249	2'06.945	39	2'06.699	0.008	2'06.699	157,498
15	12 X. FORÉS	ESP	Barni Racing Team	Ducati Panigale R	2'07.743	2'05.625	31	2'06.787	0.096	2'06.787	157,388
16	17 K. ABRAHAM	CZE	Milwaukee BMW	BMW S1000 RR	2'07.707	2'05.889	35	2'07.192	0.501	2'07.192	156,887
17	99 L. SCASSA	ITA	VFT Racing	Ducati Panigale R	2'13.693	2'05.529	18	2'07.628	0.937	2'07.628	156,351
18	16 J. HOOK	AUS	Grillini Racing Team	Kawasaki ZX-10R	2'10.532	2'07.389	37	2'11.197	4.506	2'11.197	152,098
19	11 S. AL SULAITI	QAT	Pedercini Racing	Kawasaki ZX-10R	2'12.920	2'10.616	35	2'11.320	4.629	2'11.320	151,956
20	10 I. TÓTH	HUN	Team Tóth	Yamaha YZF R1	2'11.390	2'09.980	33	2'11.720	5.029	2'11.720	151,494
21	9 D. SCHMITTER	SUI	Grillini Racing Team	Kawasaki ZX-10R	2'10.813	2'08.861	38	2'11.881	5.190	2'11.881	151,309
22	119 P. SZKOPEK	POL	Team Tóth	Yamaha YZF R1	2'11.458	2'09.765	29	2'12.277	5.586	2'12.277	150,856
23	4 G. VIZZIELLO	ITA	Team GoEleven	Kawasaki ZX-10R	2'10.660	2'08.045	23	2'16.701	10.010	2'16.701	145,974

14/05/2016

The results are provisional until the end of the time limit for protests and appeals and the completion of the technical checks.

These data/results cannot be reproduced, stored and/or transmitted in whole or in part by any manner of electronic, mechanical, photocopying, recording, broadcasting or otherwise now known or herein after developed without the previous express consent by the copyright owner, except for reproduction in daily press and regular printed publications on sale to the public within 60 days of the event related to those data/results and always provided that copyright symbol appears together as follows below.

© DORNA WSBK ORGANIZATION Srl 2016



Malaysian Round, 13-14-15 May 2016

World Superbike - Starting Grid - Race 1

16 Laps x 5,543 km = 88,688 km

102/06

Sepang International Circuit 5.543 m

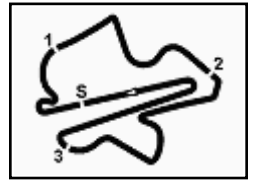
1	66 SYKES T. Kawasaki 2'02.246 SP2	2	22 LOWES A. Yamaha 2'03.002 SP2	3	1 REA J. Kawasaki 2'03.021 SP2
2	69 HAYDEN N. Honda 2'03.435 SP2	4	7 DAVIES C. Ducati 2'03.485 SP2	5	21 REITERBERGER M. BMW 2'03.549 SP2
3	32 SAVADORI L. Aprilia 2'03.612 SP2	7	81 TORRES J. BMW 2'03.855 SP2	8	34 GIUGLIANO D. Ducati 2'04.052 SP2
4	60 VAN DER MARK M. Honda 2'04.183 SP2	10	13 WEST A. Kawasaki 2'04.440 SP2	11	2 CAMIER L. MV Agusta 2'05.399 SP2
5	15 DE ANGELIS A. Aprilia 2'06.691 SP1	13	25 BROOKES J. BMW 2'06.699 SP1	14	12 FORÉS X. Ducati 2'06.787 SP1
6	17 ABRAHAM K. BMW 2'07.192 SP1	16	99 SCASSA L. Ducati 2'07.628 SP1	17	16 HOOK J. Kawasaki 2'11.197 SP1
7	11 AL SULAITI S. Kawasaki 2'11.320 SP1	19	10 TÓTH I. Yamaha 2'11.720 SP1	20	9 SCHMITTER D. Kawasaki 2'11.881 SP1
8	119 SZKOPEK P. Yamaha 2'12.277 SP1	22	4 VIZZIELLO G. Kawasaki 2'16.701 SP1	23	

Jury President

..... Race Director

These data/results cannot be reproduced, stored and/or transmitted in whole or in part by any manner of electronic, mechanical, photocopying, recording, broadcasting or otherwise now known or herein after developed without the previous express consent by the copyright owner, except for reproduction in daily press and regular printed publications on sale to the public within 60 days of the event related to those data/results and always provided that copyright symbol appears together as follows below.

© DORNA WSBK ORGANIZATION Srl 2016



Malaysian Round, 13-14-15 May 2016

World Superbike - Results Superpole 2

No.	Rider	Nat	Team	Bike	Time	Gap	Rel.	Laps	Speed	
									Avg	Max
1	66 T. SYKES	GBR	Kawasaki Racing Team	Kawasaki ZX-10R	2'02.246			5	163,235	296,3
2	22 A. LOWES	GBR	Pata Yamaha Official WorldSBK Team	Yamaha YZF R1	2'03.002	0.756	0.756	5	162,232	293,9
3	1 J. REA	GBR	Kawasaki Racing Team	Kawasaki ZX-10R	2'03.021	0.775	0.019	6	162,206	297,1
4	69 N. HAYDEN	USA	Honda World Superbike Team	Honda CBR1000RR SP	2'03.435	1.189	0.414	6	161,662	297,1
5	7 C. DAVIES	GBR	Aruba.it Racing - Ducati	Ducati Panigale R	2'03.485	1.239	0.050	6	161,597	294,7
6	21 M. REITERBERGER	GER	Althea BMW Racing Team	BMW S1000 RR	2'03.549	1.303	0.064	6	161,513	300,4
7	32 L. SAVADORI	ITA	IodaRacing Team	Aprilia RSV4 RF	2'03.612	1.366	0.063	6	161,431	302,1
8	81 J. TORRES	ESP	Althea BMW Racing Team	BMW S1000 RR	2'03.855	1.609	0.243	6	161,114	301,2
9	34 D. GIUGLIANO	ITA	Aruba.it Racing - Ducati	Ducati Panigale R	2'04.052	1.806	0.197	5	160,858	293,9
10	60 M. VAN DER MARK	NED	Honda World Superbike Team	Honda CBR1000RR SP	2'04.183	1.937	0.131	5	160,689	295,5
11	13 A. WEST	AUS	Pedercini Racing	Kawasaki ZX-10R	2'04.440	2.194	0.257	6	160,357	296,3
12	2 L. CAMIER	GBR	MV Agusta Reparto Corse	MV Agusta 1000 F4	2'05.399	3.153	0.959	5	159,130	287,6

AIR	Humidity:	74%	Temp:	32°C
TRACK	Condition:	Dry	Temp:	48°C

Lap Record:	2015 T.Sykes	2'03.654	161,380	Km/h
Best Lap:	2014 S.Guintoli	2'03.002	162,230	Km/h

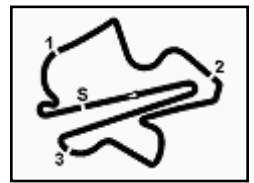
These data/results cannot be reproduced, stored and/or transmitted in whole or in part by any manner of electronic, mechanical, photocopying, recording, broadcasting or otherwise now known or herein after developed without the previous express consent by the copyright owner, except for reproduction in daily press and regular printed publications on sale to the public within 60 days of the event related to those data/results and always provided that copyright symbol appears together as follows below.

© DORNA WSBK ORGANIZATION Srl 2016

14/05/2016	Start	End	The results are provisional until the end of the time limit for protests and appeals and the completion of the technical checks.
	13:55	14:12	

FCR PERDIA TINING





Malaysian Round, 13-14-15 May 2016

World Superbike - Results Superpole 2

Session Highlights

13.55.03 Start
14.12.40 End Of Session

Fastest Laps Sequence

No.	Rider	Nat	Team	Bike	Local Time	Time	Gap	Avg
7	C. DAVIES	GBR	Aruba.it Racing - Ducati	Ducati Panigale R	13:59'17.399	2'04.256		160,594
69	N. HAYDEN	USA	Honda World Superbike Team	Honda CBR1000RR SP	13:59'20.565	2'04.162	-0.094	160,716
66	T. SYKES	GBR	Kawasaki Racing Team	Kawasaki ZX-10R	13:59'58.751	2'03.544	-0.618	161,520
7	C. DAVIES	GBR	Aruba.it Racing - Ducati	Ducati Panigale R	14:06'07.065	2'03.485	-0.059	161,597
69	N. HAYDEN	USA	Honda World Superbike Team	Honda CBR1000RR SP	14:08'26.239	2'03.435	-0.050	161,662
1	J. REA	GBR	Kawasaki Racing Team	Kawasaki ZX-10R	14:09'45.388	2'03.021	-0.414	162,206
66	T. SYKES	GBR	Kawasaki Racing Team	Kawasaki ZX-10R	14:10'23.871	2'02.246	-0.775	163,235

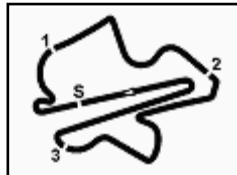
These data/results cannot be reproduced, stored and/or transmitted in whole or in part by any manner of electronic, mechanical, photocopying, recording, broadcasting or otherwise now known or herein after developed without the previous express consent by the copyright owner, except for reproduction in daily press and regular printed publications on sale to the public within 60 days of the event related to those data/results and always provided that copyright symbol appears together as follows below.

© DORNA WSBK ORGANIZATION Srl 2016

14/05/2016	Start 13:55	End 14:12	The results are provisional until the end of the time limit for protests and appeals and the completion of the technical checks.
------------	----------------	--------------	--

FICR PERODUA TIMING




Malaysian Round, 13-14-15 May 2016
World Superbike - Best Sector & Speed Superpole 2

Sepang International Circuit 5.543 m

Best Lap

1	66 T. SYKES	Kawasaki ZX-10R	2'02.246
2	22 A. LOWES	Yamaha YZF R1	2'03.002
3	1 J. REA	Kawasaki ZX-10R	2'03.021
4	69 N. HAYDEN	Honda CBR1000RR SP	2'03.435
5	7 C. DAVIES	Ducati Panigale R	2'03.485
6	21 M. REITERBERGER	BMW S1000 RR	2'03.549
7	32 L. SAVADORI	Aprilia RSV4 RF	2'03.612
8	81 J. TORRES	BMW S1000 RR	2'03.855
9	34 D. GIUGLIANO	Ducati Panigale R	2'04.052
10	60 M. VAN DER MARK	Honda CBR1000RR SP	2'04.183
11	13 A. WEST	Kawasaki ZX-10R	2'04.440
12	2 L. CAMIER	MV Agusta 1000 F4	2'05.399

Top Speeds

1	32 L. SAVADORI	Aprilia RSV4 RF	302.1
2	81 J. TORRES	BMW S1000 RR	301.2
3	21 M. REITERBERGER	BMW S1000 RR	300.4
4	1 J. REA	Kawasaki ZX-10R	297.1
5	69 N. HAYDEN	Honda CBR1000RR SP	297.1
6	66 T. SYKES	Kawasaki ZX-10R	296.3
7	13 A. WEST	Kawasaki ZX-10R	296.3
8	60 M. VAN DER MARK	Honda CBR1000RR SP	295.5
9	7 C. DAVIES	Ducati Panigale R	294.7
10	22 A. LOWES	Yamaha YZF R1	293.9
11	34 D. GIUGLIANO	Ducati Panigale R	293.9
12	2 L. CAMIER	MV Agusta 1000 F4	287.6

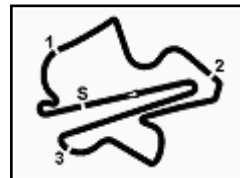
Seg. 1		Seg. 2		Seg. 3		Seg. 4		Seg. 5			
1	32 L. SAVADORI	4.566	1	66 T. SYKES	18.927	1	66 T. SYKES	29.648	1	7 C. DAVIES	31.035
2	21 M. REITERBERG	4.591	2	1 J. REA	19.196	2	22 A. LOWES	29.917	2	21 M. REITERBERG	31.081
3	81 J. TORRES	4.596	3	7 C. DAVIES	19.219	3	69 N. HAYDEN	30.018	3	1 J. REA	31.097
4	1 J. REA	4.633	4	34 D. GIUGLIANO	19.303	4	1 J. REA	30.020	4	81 J. TORRES	31.098
5	69 N. HAYDEN	4.636	5	32 L. SAVADORI	19.320	5	21 M. REITERBERG	30.118	5	32 L. SAVADORI	31.178
6	66 T. SYKES	4.645	6	69 N. HAYDEN	19.358	6	60 M. VAN DER MAR	30.189	6	60 M. VAN DER MAR	31.252
7	34 D. GIUGLIANO	4.664	7	22 A. LOWES	19.393	7	13 A. WEST	30.197	7	7 C. DAVIES	31.307
8	13 A. WEST	4.673	8	21 M. REITERBERG	19.405	8	32 L. SAVADORI	30.232	8	34 D. GIUGLIANO	31.377
9	7 C. DAVIES	4.679	9	81 J. TORRES	19.458	9	34 D. GIUGLIANO	30.240	9	21 M. REITERBERG	31.442
10	60 M. VAN DER MAR	4.689	10	60 M. VAN DER MAR	19.510	10	81 J. TORRES	30.272	10	69 N. HAYDEN	31.478
11	22 A. LOWES	4.696	11	13 A. WEST	19.581	11	7 C. DAVIES	30.366	11	13 A. WEST	31.511
12	2 L. CAMIER	4.819	12	2 L. CAMIER	19.754	12	2 L. CAMIER	30.535	12	2 L. CAMIER	31.646

14/05/2016

These data/results cannot be reproduced, stored and/or transmitted in whole or in part by any manner of electronic, mechanical, photocopying, recording, broadcasting or otherwise now known or herein after developed without the previous express consent by the copyright owner, except for reproduction in daily press and regular printed publications on sale to the public within 60 days of the event related to those data/results and always provided that copyright symbol appears together as follows below.

© DORNA WSBK ORGANIZATION Srl 2016





Malaysian Round, 13-14-15 May 2016

World Superbike - Ideal Times Superpole 2

102/06

Sepang International Circuit 5.543 m

1 / 1

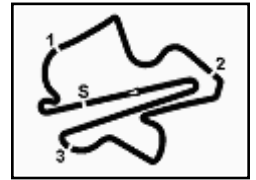
No. Rider	Nat	Bike	Seg. 1 Diff. 1	Seg. 2 Diff. 2	Seg. 3 Diff. 3	Seg. 4 Diff. 4	Seg. 5 Diff. 5	Ideal Time Best Lap	Pos.	Diff.
1 66 T. SYKES	GBR	Kawasaki ZX-10R	4.645 0.005	18.927	29.648	37.826	31.098 0.097	2'02.144 2'02.246	1	0.102
2 1 J. REA	GBR	Kawasaki ZX-10R	4.633 0.037	19.196	30.020	37.957	31.178	2'02.984 2'03.021	3	0.037
3 22 A. LOWES	GBR	Yamaha YZF R1	4.696	19.393	29.917	37.689	31.307	2'03.002 2'03.002	2	0.000
4 69 N. HAYDEN	USA	Honda CBR1000RR SP	4.636 0.072	19.358	30.018	38.254	31.097	2'03.363 2'03.435	4	0.072
5 21 M. REITERBERGER	GER	BMW S1000 RR	4.591 0.060	19.405 0.046	30.118	38.248	31.081	2'03.443 2'03.549	6	0.106
6 7 C. DAVIES	GBR	Ducati Panigale R	4.679 0.017	19.219	30.366	38.169	31.035	2'03.468 2'03.485	5	0.017
7 32 L. SAVADORI	ITA	Aprilia RSV4 RF	4.566 0.039	19.320 0.046	30.232	38.032	31.377	2'03.527 2'03.612	7	0.085
8 34 D. GIUGLIANO	ITA	Ducati Panigale R	4.664 0.056	19.303	30.240	38.202	31.252 0.335	2'03.661 2'04.052	9	0.391
9 81 J. TORRES	ESP	BMW S1000 RR	4.596 0.043	19.458	30.272	38.008	31.478	2'03.812 2'03.855	8	0.043
10 60 M. VAN DER MARK	NED	Honda CBR1000RR SP	4.689 0.049	19.510 0.035	30.189 0.104	38.165	31.442	2'03.995 2'04.183	10	0.188
11 13 A. WEST	AUS	Kawasaki ZX-10R	4.673 0.046	19.581	30.197	38.432	31.511	2'04.394 2'04.440	11	0.046
12 2 L. CAMIER	GBR	MV Agusta 1000 F4	4.819 0.024	19.754	30.535	38.621	31.646	2'05.375 2'05.399	12	0.024
Overall Ideal Time			4.566	18.927	29.648	37.689	31.035	2'01.865		

14/05/2016

These data/results cannot be reproduced, stored and/or transmitted in whole or in part by any manner of electronic, mechanical, photocopying, recording, broadcasting or otherwise now known or herein after developed without the previous express consent by the copyright owner, except for reproduction in daily press and regular printed publications on sale to the public within 60 days of the event related to those data/results and always provided that copyright symbol appears together as follows below.

© DORNA WSBK ORGANIZATION Srl 2016

PIRELLI PERDOLA TUNING



Malaysian Round, 13-14-15 May 2016
World Superbike - Chronological Analysis Superpole 2

Sepang International Circuit 5.543 m

1 / 1

1° 66 T. SYKES (2'02.246)								
Lap	Seg. 1	Seg. 2	Seg. 3	Seg. 4	Seg. 5	Lap Time	km/h	Local Time
1	4.654	19.120	31.034	39.249	31.582	2'03.544	295.5	13:57'55.207
2	4.645	19.376	30.507	38.160	31.103	2'03.602	296.3	14:02'02.353
3	4.651	20.118	30.175	38.308	31.098	1'04.419 P	293.1	14:03'06.772
4			34.017	39.644	31.164	5'14.853 P		14:08'21.625
5	4.650	18.927	29.648	37.826	31.195	2'02.246	295.5	14:10'23.871

2° 22 A. LOWES (2'03.002)								
Lap	Seg. 1	Seg. 2	Seg. 3	Seg. 4	Seg. 5	Lap Time	km/h	Local Time
1	4.722	20.152	33.673	44.333	32.103	2'05.135	292.3	13:57'29.622
2	4.708	19.590	30.354	38.360	31.547	2'04.328	293.9	14:01'39.085
3	4.709	20.021	30.147	38.346	31.537	2'15.103 P	293.9	14:03'54.188
4			39.931	39.550	39.892	4'34.276 P		14:08'28.464
5	4.696	19.393	29.917	37.689	31.307	2'03.002	293.9	14:10'31.466

3° 1 J. REA (2'03.021)								
Lap	Seg. 1	Seg. 2	Seg. 3	Seg. 4	Seg. 5	Lap Time	km/h	Local Time
1	4.633	19.405	32.590	41.681	31.534	2'04.354	296.3	13:57'14.284
2	4.640	19.439	30.514	38.581	31.221	2'04.260	297.1	14:01'32.898
3	4.660	20.567	31.590	39.371	33.747	2'09.935 P	294.7	14:03'32.833
4			39.775	41.469	31.374	4'09.534 P		14:07'42.367
5	4.670	19.196	30.020	37.957	31.178	2'03.021	293.9	14:09'45.388
6	4.740	21.444	32.965	40.665	37.421	2'17.235 P	269.7	14:12'02.623

4° 69 N. HAYDEN (2'03.435)								
Lap	Seg. 1	Seg. 2	Seg. 3	Seg. 4	Seg. 5	Lap Time	km/h	Local Time
1	4.636	19.608	32.763	42.096	32.864	2'04.162	297.1	13:57'16.403
2	4.655	19.457	30.128	38.525	31.265	2'04.149	297.1	13:59'20.565
3	4.651	19.931	30.273	38.431	31.333	1'06.541 P	286.1	14:02'31.255
4			35.280	40.909	31.981	3'51.549 P		14:06'22.804
5	4.708	19.358	30.018	38.254	31.097	2'03.435	293.1	14:08'26.239
6	4.657	24.264	32.884	40.833	42.474	2'25.112	296.3	14:10'51.351

5° 7 C. DAVIES (2'03.485)								
Lap	Seg. 1	Seg. 2	Seg. 3	Seg. 4	Seg. 5	Lap Time	km/h	Local Time
1	4.704	19.382	32.967	41.560	31.535	2'04.256	293.9	13:57'13.143
2	4.679	24.010	30.467	38.484	31.219	1'12.538 P	294.7	13:59'17.399
3			33.800	42.253	31.759	3'33.643 P		14:00'29.937
4	4.696	19.219	30.366	38.169	31.035	2'03.485	294.7	14:04'03.580
5	4.690	19.374	30.512	41.864	40.363	2'16.803	294.7	14:06'07.065
6	5.491	27.478	35.393	42.947	39.140	2'30.449	215.0	14:08'23.868

6° 21 M. REITERBERGER (2'03.549)								
Lap	Seg. 1	Seg. 2	Seg. 3	Seg. 4	Seg. 5	Lap Time	km/h	Local Time
1	4.591	19.753	33.476	43.241	31.989	2'05.303	299.6	13:57'26.473
2	4.598	19.513	30.372	38.598	31.989	2'04.539	300.4	13:59'31.776
3	4.627	21.065	30.462	38.504	31.462	1'10.611 P	295.5	14:01'36.315
4			39.334	45.976	35.532	4'03.086 P		14:02'46.926
5	4.651	19.451	30.118	38.248	31.081	2'03.549	296.3	14:06'50.012
6	4.609	19.405	31.140	42.587	32.991	2'10.732	298.7	14:08'53.561

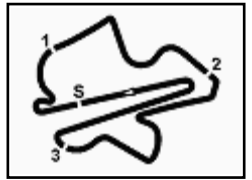
7° 32 L. SAVADORI (2'03.612)								
Lap	Seg. 1	Seg. 2	Seg. 3	Seg. 4	Seg. 5	Lap Time	km/h	Local Time
1	4.587	19.535	32.613	43.807	32.822	2'04.689	302.1	13:57'18.397
2	4.566	19.320	30.536	38.368	31.663	2'04.652	302.1	13:59'23.086
3	4.616	20.172	30.555	38.650	31.561	2'10.027 P	297.1	14:01'27.738
4			31.123	39.734	34.382	4'07.916 P		14:03'37.765
5	4.605	19.366	41.573	45.237	31.825	2'03.612	300.4	14:07'45.681
6	4.605	21.915	30.232	38.032	31.377	2'18.119	300.4	14:09'49.293
			33.254	43.561	34.784	2'18.119	300.4	14:12'07.412

8° 81 J. TORRES (2'03.855)								
Lap	Seg. 1	Seg. 2	Seg. 3	Seg. 4	Seg. 5	Lap Time	km/h	Local Time
1	4.616	19.639	32.285	41.128	32.110	2'04.356	296.3	13:57'15.236
2	4.596	19.487	30.366	38.181	31.554	2'04.714	299.6	13:59'19.592
3	4.631	20.577	30.427	38.379	31.825	1'09.219 P	301.2	14:01'24.306
4			32.590	44.250	36.878	3'36.793 P		14:02'33.525
			44.250	36.878				14:06'10.318

P = Pits In/Out - C = Lap-Time Cancelled


These data/results cannot be reproduced, stored and/or transmitted in whole or in part by any manner of electronic, mechanical, photocopying, recording, broadcasting or otherwise now known or herein after developed without the previous express consent by the copyright owner, except for reproduction in daily press and regular printed publications on sale to the public within 60 days of the event related to those data/results and always provided that copyright symbol appears together as follows below.

© DORNA WSBK ORGANIZATION Srl 2016

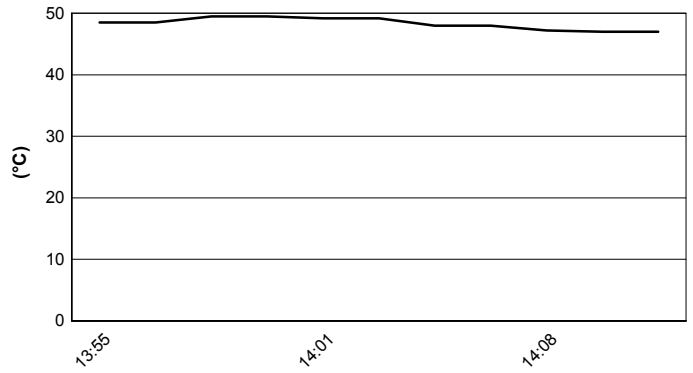


Session started 13:55 Session ended 14:12

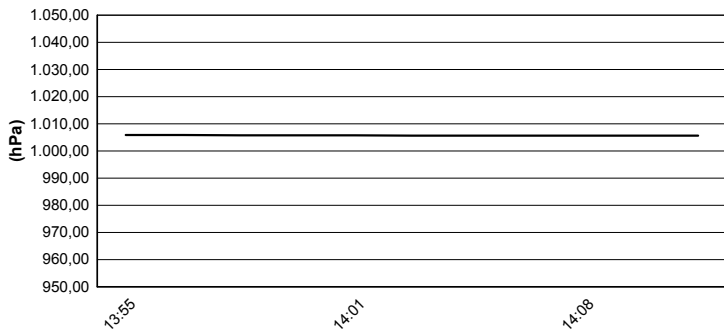
Air Temperature




Track Temperature



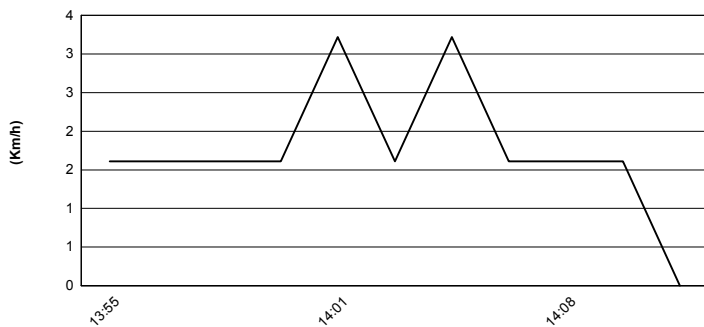
Air Pressure



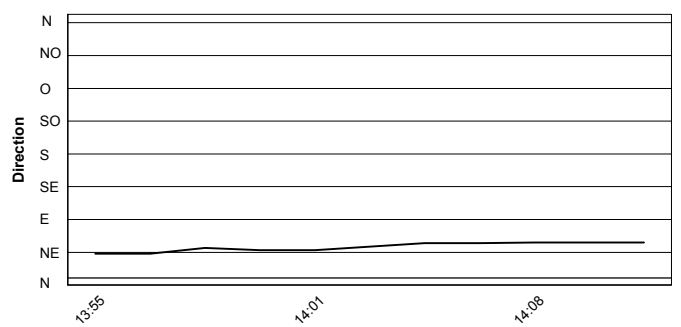
Humidity



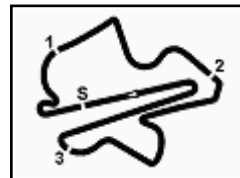
Wind Speed



Wind Direction



These data/results cannot be reproduced, stored and/or transmitted in whole or in part by any manner of electronic, mechanical, photocopying, recording, broadcasting or otherwise now known or herein after developed without the previous express consent by the copyright owner, except for reproduction in daily press and regular printed publications on sale to the public within 60 days of the event related to those data/results and always provided that copyright symbol appears together as follows below.
© DORNA WSBK ORGANIZATION Srl 2016



Malaysian Round, 13-14-15 May 2016

102/06

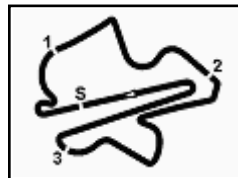
World Superbike - TISSOT- Superpole Award Superpole 2

Sepang International Circuit 5.543 m

Points	Points From First	Points From Previous	February 28	March 13	April 3	April 17	May 1	May 15	May 29	June 19	July 10	September 18	October 2	October 16	October 28			
			PHILLIP ISLAND	BURIRAM	ARAGON	ASSEN	IMOLA	SEPANG	DONINGTON PARK	MISANO	LAGUNA SECA	LAUSITZRING	MAGNY-COURS	JEREZ	LOSAIL			
1 SYKES Tom (GBR)	133		25	20	25	25	13	25										
2 REA Jonathan (GBR)	88	45	16	16	11	13	16	16										
3 GIUGLIANO Davide (ITA)	83	50	5	20	10	10	16	20	7									
4 DAVIES Chaz (GBR)	79	54	4	7	13	13	10	25	11									
5 GUINTOLI Sylvain (FRA)	68	65	11	13	11	20	20	4										
6 VAN DER MARK Michael (NED)	62	71	6	10	25	5	11	5	6									
7 LOWES Alex (GBR)	62	71	0	11	9	16	4	2	20									
8 HAYDEN Nicky (USA)	49	84	13	9	8	6	6	7	13									
9 TORRES Jordi (ESP)	43	90	6	4	6	8	7	10	8									
10 REITERBERGER Markus (GER)	42	91	1	5	7	3	9	8	10									
11 SAVADORI Lorenzo (ITA)	37	96	5	8		4	5	11	9									
12 CAMIER Leon (GBR)	33	100	4	6	2	9	3	9	4									
13 FORÉS Xavi (ESP)	22	111	11	3		7	8	3	1									
14 BAIOTTO Matteo (ITA)	11	122	11		4		1	6										
15 BROOKES Joshua (AUS)	10	123	1	2	3		2	1	2									
16 ABRAHAM Karel (CZE)	6	127	4		5	1												
17 WEST Anthony (AUS)	5	128	1						5									
18 DE ANGELIS Alex (RSM)	3	130	2						3									
19 RAMOS Román (ESP)	3	130	0		1	2												
20 BARRIER Sylvain (FRA)	1	132	2	1														

These data/results cannot be reproduced, stored and/or transmitted in whole or in part by any manner of electronic, mechanical, photocopying, recording, broadcasting or otherwise now known or herein after developed without the previous express consent by the copyright owner, except for reproduction in daily press and regular printed publications on sale to the public within 60 days of the event related to those data/results and always provided that copyright symbol appears together as follows below.

© DORNA WSBK ORGANIZATION Srl 2016



Malaysian Round, 13-14-15 May 2016

World Superbike - Superpole Ranking

102/06

Sepang International Circuit 5.543 m

	2013	2014	2015	2016
01 Phillip Island	Checa (Esp) Duc 1'30.234 (177,3 Km/h)	Guintoli (Fra) Apr 1'30.038 (177,7 Km/h)	Rea (Gbr) Kaw 1'31.212 (175,4 Km/h)	Sykes (Gbr) Kaw 1'30.020 (177,8 Km/h)
02 Buriram			Rea (Gbr) Kaw 1'33.382 (175,6 Km/h)	van der Mark (Ned) Hon 1'33.452 (175,4 Km/h)
03 Aragon	Sykes (Gbr) Kaw 1'56.339 (165,4 Km/h)	Sykes (Gbr) Kaw 1'56.479 (165,2 Km/h)	Haslam (Gbr) Apr 1'49.664 (166,7 Km/h)	Sykes (Gbr) Kaw 1'49.374 (167,1 Km/h)
04 Assen	Sykes (Gbr) Kaw 1'35.043 (172,0 Km/h)	Baz (Fra) Kaw 1'34.357 (173,3 Km/h)	Sykes (Gbr) Kaw 1'34.789 (172,5 Km/h)	Sykes (Gbr) Kaw 1'35.440 (171,3 Km/h)
05 Imola	Sykes (Gbr) Kaw 1'45.981 (167,7 Km/h)	Rea (Gbr) Hon 1'46.289 (167,2 Km/h)	Giugliano (Ita) Duc 1'46.382 (167,0 Km/h)	Davies (Gbr) Duc 1'45.598 (168,3 Km/h)
06 Sepang		Guintoli (Fra) Apr 2'03.002 (162,2 Km/h)	Sykes (Gbr) Kaw 2'03.240 (161,9 Km/h)	Sykes (Gbr) Kaw 2'02.246 (163,2 Km/h)
07 Donington	Sykes (Gbr) Kaw 1'27.378 (165,7 Km/h)	Giugliano (Ita) Duc 1'44.903 (138,1 Km/h)	Sykes (Gbr) Kaw 1'27.071 (166,3 Km/h)	
08 Misano Adriatico		Sykes (Gbr) Kaw 1'34.883 (160,3 Km/h)	Sykes (Gbr) Kaw 1'34.214 (161,5 Km/h)	
09 Laguna Seca	Guintoli (Fra) Apr 1'22.683 (157,2 Km/h)	Sykes (Gbr) Kaw 1'21.811 (158,9 Km/h)	Davies (Gbr) Duc 1'22.101 (158,3 Km/h)	
11 Magny-Cours	Sykes (Gbr) Kaw 1'38.592 (161,1 Km/h)	Sykes (Gbr) Kaw 1'36.366 (164,8 Km/h)	Haslam (Gbr) Apr 1'56.404 (136,4 Km/h)	
12 Jerez	Lavery (Irl) Apr 1'40.620 (158,2 Km/h)	Baz (Fra) Kaw 1'40.298 (158,8 Km/h)	Sykes (Gbr) Kaw 1'40.292 (158,8 Km/h)	
13 Losail		Giugliano (Ita) Duc 1'57.033 (165,5 Km/h)	Sykes (Gbr) Kaw 1'56.821 (165,8 Km/h)	

2016

- 4 T. Sykes
- 1 M. van der Mark
- 1 C. Davies

ALL TIMES

- | | | |
|---------------|----------------|------------------|
| 43 T. Corser | 6 J. Kocinski | 2 D. Tardozzi |
| 34 T. Sykes | 6 C. Crutchlow | 2 A. Yanagawa |
| 26 T. Bayliss | 6 J. Rea | 2 M. Lucchinelli |
| 21 C. Fogarty | 5 D. Giugliano | 2 B. Bostrom |
| 17 D. Polen | 5 M. Biaggi | 2 B. Monti |
| 16 N. Hodgson | 4 F. Merkel | 2 M. Campbell |
| 15 C. Edwards | 4 J. Toseland | 2 Y. Nagai |
| 11 B. Spies | 4 S. Guintoli | 2 M. Neukirchner |
| 10 P. Chili | 3 S. Mertens | 2 L. Baz |
| 10 C. Checa | 3 R. Phillis | 2 E. Lavery |
| 9 R. Roche | 3 S. Martin | 2 C. Davies |
| 8 G. Falappa | 3 C. Vermeulen | 1 M. Doohan |
| 8 S. Russell | 3 Y. Kagayama | 1 D. Chandler |
| 8 A. Slight | 3 L. Haslam | 1 P. Goddard |
| 7 N. Haga | 3 J. Smrz | 1 M. Dowson |
| 7 R. Laconi | 2 A. Gobert | 1 A. Vieira |

These data/results cannot be reproduced, stored and/or transmitted in whole or in part by any manner of electronic, mechanical, photocopying, recording, broadcasting or otherwise now known or herein after developed without the previous express consent by the copyright owner, except for reproduction in daily press and regular printed publications on sale to the public within 60 days of the event related to those data/results and always provided that copyright symbol appears together as follows below.

© DORNA WSBK ORGANIZATION Srl 2016

