

Malaysian Round, 13-14-15 May 2016

World Superbike - Results Warm Up

Sepang International Circuit 5.543 m

1 / 2

| No. | Rider | Nat | Team | Bike | Time | Gap | Rel. | Laps | Speed | |
|-----|--------------------|-----|------------------------------------|--------------------|-----------------|-------|-------|------|---------|--------------|
| | | | | | | | | | Avg | Max |
| 1 | 66 T. SYKES | GBR | Kawasaki Racing Team | Kawasaki ZX-10R | 2'04.306 | | | 6 | 160,530 | 296,3 |
| 2 | 69 N. HAYDEN | USA | Honda World Superbike Team | Honda CBR1000RR SP | 2'04.543 | 0.237 | 0.237 | 7 | 160,224 | 297,1 |
| 3 | 7 C. DAVIES | GBR | Aruba.it Racing - Ducati | Ducati Panigale R | 2'05.045 | 0.739 | 0.502 | 6 | 159,581 | 298,7 |
| 4 | 21 M. REITERBERGER | GER | Althea BMW Racing Team | BMW S1000 RR | 2'05.097 | 0.791 | 0.052 | 6 | 159,515 | 301,2 |
| 5 | 1 J. REA | GBR | Kawasaki Racing Team | Kawasaki ZX-10R | 2'05.395 | 1.089 | 0.298 | 6 | 159,136 | 297,9 |
| 6 | 34 D. GIUGLIANO | ITA | Aruba.it Racing - Ducati | Ducati Panigale R | 2'05.444 | 1.138 | 0.049 | 6 | 159,073 | 298,7 |
| 7 | 60 M. VAN DER MARK | NED | Honda World Superbike Team | Honda CBR1000RR SP | 2'05.503 | 1.197 | 0.059 | 6 | 158,999 | 297,9 |
| 8 | 22 A. LOWES | GBR | Pata Yamaha Official WorldSBK Team | Yamaha YZF R1 | 2'05.555 | 1.249 | 0.052 | 6 | 158,933 | 295,5 |
| 9 | 32 L. SAVADORI | ITA | IodaRacing Team | Aprilia RSV4 RF | 2'05.681 | 1.375 | 0.126 | 6 | 158,773 | 302,1 |
| 10 | 17 K. ABRAHAM | CZE | Milwaukee BMW | BMW S1000 RR | 2'05.811 | 1.505 | 0.130 | 6 | 158,609 | 300,4 |
| 11 | 12 X. FORÉS | ESP | Barni Racing Team | Ducati Panigale R | 2'05.896 | 1.590 | 0.085 | 6 | 158,502 | 292,3 |
| 12 | 13 A. WEST | AUS | Pedercini Racing | Kawasaki ZX-10R | 2'06.021 | 1.715 | 0.125 | 6 | 158,345 | 295,5 |
| 13 | 15 A. DE ANGELIS | RSM | IodaRacing Team | Aprilia RSV4 RF | 2'06.031 | 1.725 | 0.010 | 6 | 158,332 | 301,2 |
| 14 | 25 J. BROOKES | AUS | Milwaukee BMW | BMW S1000 RR | 2'06.527 | 2.221 | 0.496 | 6 | 157,712 | 301,2 |
| 15 | 81 J. TORRES | ESP | Althea BMW Racing Team | BMW S1000 RR | 2'06.762 | 2.456 | 0.235 | 5 | 157,419 | 300,4 |
| 16 | 2 L. CAMIER | GBR | MV Agusta Reparto Corse | MV Agusta 1000 F4 | 2'07.614 | 3.308 | 0.852 | 3 | 156,368 | 284,6 |
| 17 | 99 L. SCASSA | ITA | VFT Racing | Ducati Panigale R | 2'07.937 | 3.631 | 0.323 | 6 | 155,974 | 286,1 |
| 18 | 16 J. HOOK | AUS | Grillini Racing Team | Kawasaki ZX-10R | 2'08.236 | 3.930 | 0.299 | 6 | 155,610 | 286,1 |
| 19 | 9 D. SCHMITTER | SUI | Grillini Racing Team | Kawasaki ZX-10R | 2'08.363 | 4.057 | 0.127 | 4 | 155,456 | 287,6 |
| 20 | 119 P. SZKOPEK | POL | Team Tóth | Yamaha YZF R1 | 2'08.541 | 4.235 | 0.178 | 6 | 155,241 | 289,9 |
| 21 | 4 G. VIZZIELLO | ITA | Team GoEleven | Kawasaki ZX-10R | 2'08.902 | 4.596 | 0.361 | 5 | 154,806 | 288,4 |
| 22 | 11 S. AL SULAITI | QAT | Pedercini Racing | Kawasaki ZX-10R | 2'09.700 | 5.394 | 0.798 | 6 | 153,854 | 283,1 |
| 23 | 10 I. TÓTH | HUN | Team Tóth | Yamaha YZF R1 | 2'10.877 | 6.571 | 1.177 | 6 | 152,470 | 285,3 |

| | | | | |
|-------|------------|-----|-------|------|
| AIR | Humidity: | 67% | Temp: | 32°C |
| TRACK | Condition: | Dry | Temp: | 46°C |

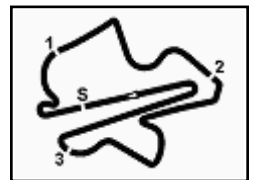
| | | | | |
|-------------|--------------|----------|---------|------|
| Lap Record: | 2016 T.Sykes | 2'03.637 | 161,400 | Km/h |
| Best Lap: | 2016 T.Sykes | 2'02.246 | 163,230 | Km/h |

These data/results cannot be reproduced, stored and/or transmitted in whole or in part by any manner of electronic, mechanical, photocopying, recording, broadcasting or otherwise now known or herein after developed without the previous express consent by the copyright owner, except for reproduction in daily press and regular printed publications on sale to the public within 60 days of the event related to those data/results and always provided that copyright symbol appears together as follows below.

© DORNA WSBK ORGANIZATION Srl 2016

| | | |
|------------|-------|--|
| Start | End | The results are provisional until the end of the time limit for protests and appeals |
| 15/05/2016 | 11:25 | and the completion of the technical checks. |

FICR PERIODIA TIMING

Malaysian Round, 13-14-15 May 2016

World Superbike - Results Warm Up

Session Highlights

| | | |
|----------|--------------|------------------------------------|
| 11.25.04 | | Start |
| 11.29.01 | | Pit Intervention Time: 61 sec. |
| 11.40.39 | Reiterberger | On the Gravel - Re-Joined - Turn 9 |
| 11.42.26 | | End Of Session |

Fastest Laps Sequence

| No. | Rider | Nat | Team | Bike | Local Time | Time | Gap | Avg |
|-----|-----------------|-----|----------------------------|--------------------|--------------|-----------------|--------|---------|
| 69 | N. HAYDEN | USA | Honda World Superbike Team | Honda CBR1000RR SP | 11:29'29.269 | 2'08.211 | | 155,640 |
| 1 | J. REA | GBR | Kawasaki Racing Team | Kawasaki ZX-10R | 11:29'37.124 | 2'05.800 | -2.411 | 158,623 |
| 60 | M. VAN DER MARK | NED | Honda World Superbike Team | Honda CBR1000RR SP | 11:29'40.296 | 2'05.503 | -0.297 | 158,999 |
| 21 | M. REITERBERGER | GER | Althea BMW Racing Team | BMW S1000 RR | 11:30'17.785 | 2'05.247 | -0.256 | 159,324 |
| 21 | M. REITERBERGER | GER | Althea BMW Racing Team | BMW S1000 RR | 11:32'22.882 | 2'05.097 | -0.150 | 159,515 |
| 66 | T. SYKES | GBR | Kawasaki Racing Team | Kawasaki ZX-10R | 11:32'53.285 | 2'04.306 | -0.791 | 160,530 |

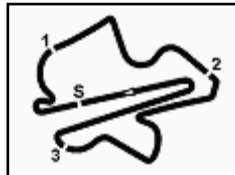
These data/results cannot be reproduced, stored and/or transmitted in whole or in part by any manner of electronic, mechanical, photocopying, recording, broadcasting or otherwise now known or herein after developed without the previous express consent by the copyright owner, except for reproduction in daily press and regular printed publications on sale to the public within 60 days of the event related to those data/results and always provided that copyright symbol appears together as follows below.

© DORNA WSBK ORGANIZATION Srl 2016

| | | | |
|------------|-------|-------|--|
| | Start | End | The results are provisional until the end of the time limit for protests and appeals |
| 15/05/2016 | 11:25 | 11:42 | and the completion of the technical checks. |

FCR PEROGIA TIMING




Malaysian Round, 13-14-15 May 2016
World Superbike - Best Sector & Speed Warm Up

Sepang International Circuit 5.543 m

Best Lap

| | | | |
|----|--------------------|--------------------|----------|
| 1 | 66 T. SYKES | Kawasaki ZX-10R | 2'04.306 |
| 2 | 69 N. HAYDEN | Honda CBR1000RR SP | 2'04.543 |
| 3 | 7 C. DAVIES | Ducati Panigale R | 2'05.045 |
| 4 | 21 M. REITERBERGER | BMW S1000 RR | 2'05.097 |
| 5 | 1 J. REA | Kawasaki ZX-10R | 2'05.395 |
| 6 | 34 D. GIUGLIANO | Ducati Panigale R | 2'05.444 |
| 7 | 60 M. VAN DER MARK | Honda CBR1000RR SP | 2'05.503 |
| 8 | 22 A. LOWES | Yamaha YZF R1 | 2'05.555 |
| 9 | 32 L. SAVADORI | Aprilia RSV4 RF | 2'05.681 |
| 10 | 17 K. ABRAHAM | BMW S1000 RR | 2'05.811 |
| 11 | 12 X. FORÉS | Ducati Panigale R | 2'05.896 |
| 12 | 13 A. WEST | Kawasaki ZX-10R | 2'06.021 |
| 13 | 15 A. DE ANGELIS | Aprilia RSV4 RF | 2'06.031 |
| 14 | 25 J. BROOKES | BMW S1000 RR | 2'06.527 |
| 15 | 81 J. TORRES | BMW S1000 RR | 2'06.762 |
| 16 | 2 L. CAMIER | MV Austa 1000 F4 | 2'07.614 |
| 17 | 99 L. SCASSA | Ducati Panigale R | 2'07.937 |
| 18 | 16 J. HOOK | Kawasaki ZX-10R | 2'08.236 |
| 19 | 9 D. SCHMITTER | Kawasaki ZX-10R | 2'08.363 |
| 20 | 119 P. SZKOPEK | Yamaha YZF R1 | 2'08.541 |
| 21 | 4 G. VIZZIELLO | Kawasaki ZX-10R | 2'08.902 |
| 22 | 11 S. AL SULAITI | Kawasaki ZX-10R | 2'09.700 |
| 23 | 10 I. TÓTH | Yamaha YZF R1 | 2'10.877 |

Top Speeds

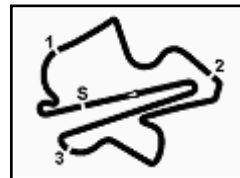
| | | | |
|----|--------------------|--------------------|-------|
| 1 | 32 L. SAVADORI | Aprilia RSV4 RF | 302.1 |
| 2 | 25 J. BROOKES | BMW S1000 RR | 301.2 |
| 3 | 21 M. REITERBERGER | BMW S1000 RR | 301.2 |
| 4 | 15 A. DE ANGELIS | Aprilia RSV4 RF | 301.2 |
| 5 | 81 J. TORRES | BMW S1000 RR | 300.4 |
| 6 | 17 K. ABRAHAM | BMW S1000 RR | 300.4 |
| 7 | 7 C. DAVIES | Ducati Panigale R | 298.7 |
| 8 | 34 D. GIUGLIANO | Ducati Panigale R | 298.7 |
| 9 | 1 J. REA | Kawasaki ZX-10R | 297.9 |
| 10 | 60 M. VAN DER MARK | Honda CBR1000RR SP | 297.9 |
| 11 | 69 N. HAYDEN | Honda CBR1000RR SP | 297.1 |
| 12 | 66 T. SYKES | Kawasaki ZX-10R | 296.3 |
| 13 | 22 A. LOWES | Yamaha YZF R1 | 295.5 |
| 14 | 13 A. WEST | Kawasaki ZX-10R | 295.5 |
| 15 | 12 X. FORÉS | Ducati Panigale R | 292.3 |
| 16 | 119 P. SZKOPEK | Yamaha YZF R1 | 289.9 |
| 17 | 4 G. VIZZIELLO | Kawasaki ZX-10R | 288.4 |
| 18 | 9 D. SCHMITTER | Kawasaki ZX-10R | 287.6 |
| 19 | 16 J. HOOK | Kawasaki ZX-10R | 286.1 |
| 20 | 99 L. SCASSA | Ducati Panigale R | 286.1 |
| 21 | 10 I. TÓTH | Yamaha YZF R1 | 285.3 |
| 22 | 2 L. CAMIER | MV Austa 1000 F4 | 284.6 |
| 23 | 11 S. AL SULAITI | Kawasaki ZX-10R | 283.1 |

| Seg. 1 | | Seg. 2 | | Seg. 3 | | Seg. 4 | | Seg. 5 | | | |
|--------|-------------------|--------|----|-------------------|--------|--------|-------------------|--------|----|-------------------|--------|
| 1 | 32 L. SAVADORI | 4.538 | 1 | 66 T. SYKES | 19.417 | 1 | 69 N. HAYDEN | 30.301 | 1 | 7 C. DAVIES | 31.174 |
| 2 | 15 A. DE ANGELIS | 4.554 | 2 | 7 C. DAVIES | 19.596 | 2 | 17 K. ABRAHAM | 30.429 | 2 | 66 T. SYKES | 31.192 |
| 3 | 25 J. BROOKES | 4.556 | 3 | 69 N. HAYDEN | 19.641 | 3 | 34 D. GIUGLIANO | 30.460 | 3 | 69 N. HAYDEN | 31.345 |
| 4 | 21 M. REITERBERG | 4.584 | 4 | 1 J. REA | 19.666 | 4 | 66 T. SYKES | 30.470 | 4 | 21 M. REITERBERG | 31.352 |
| 5 | 17 K. ABRAHAM | 4.601 | 5 | 34 D. GIUGLIANO | 19.677 | 5 | 21 M. REITERBERG | 30.474 | 5 | 34 D. GIUGLIANO | 31.417 |
| 6 | 81 J. TORRES | 4.614 | 6 | 21 M. REITERBERG | 19.689 | 6 | 22 A. LOWES | 30.506 | 6 | 1 J. REA | 31.485 |
| 7 | 7 C. DAVIES | 4.615 | 7 | 60 M. VAN DER MAR | 19.746 | 7 | 7 C. DAVIES | 30.520 | 7 | 22 A. LOWES | 31.488 |
| 8 | 60 M. VAN DER MAR | 4.618 | 8 | 32 L. SAVADORI | 19.782 | 8 | 13 A. WEST | 30.592 | 8 | 32 L. SAVADORI | 31.613 |
| 9 | 1 J. REA | 4.620 | 9 | 13 A. WEST | 19.823 | 9 | 32 L. SAVADORI | 30.597 | 9 | 12 X. FORÉS | 31.649 |
| 10 | 34 D. GIUGLIANO | 4.621 | 10 | 22 A. LOWES | 19.882 | 10 | 60 M. VAN DER MAR | 30.627 | 10 | 13 A. WEST | 31.666 |
| 11 | 66 T. SYKES | 4.630 | 11 | 12 X. FORÉS | 19.891 | 11 | 15 A. DE ANGELIS | 30.671 | 11 | 17 K. ABRAHAM | 31.688 |
| 12 | 69 N. HAYDEN | 4.632 | 12 | 15 A. DE ANGELIS | 19.948 | 12 | 1 J. REA | 30.683 | 12 | 60 M. VAN DER MAR | 31.691 |
| 13 | 13 A. WEST | 4.637 | 13 | 25 J. BROOKES | 20.008 | 13 | 12 X. FORÉS | 30.723 | 13 | 81 J. TORRES | 31.703 |
| 14 | 22 A. LOWES | 4.684 | 14 | 99 L. SCASSA | 20.012 | 14 | 2 L. CAMIER | 30.740 | 14 | 15 A. DE ANGELIS | 31.705 |
| 15 | 12 X. FORÉS | 4.694 | 15 | 16 J. HOOK | 20.076 | 15 | 81 J. TORRES | 30.972 | 15 | 25 J. BROOKES | 31.782 |
| 16 | 119 P. SZKOPEK | 4.725 | 16 | 81 J. TORRES | 20.123 | 16 | 25 J. BROOKES | 30.975 | 16 | 9 D. SCHMITTER | 32.313 |
| 17 | 4 G. VIZZIELLO | 4.770 | 17 | 17 K. ABRAHAM | 20.186 | 17 | 119 P. SZKOPEK | 31.055 | 17 | 99 L. SCASSA | 32.315 |
| 18 | 9 D. SCHMITTER | 4.780 | 18 | 2 L. CAMIER | 20.257 | 18 | 99 L. SCASSA | 31.074 | 18 | 4 G. VIZZIELLO | 32.333 |
| 19 | 10 I. TÓTH | 4.789 | 19 | 4 G. VIZZIELLO | 20.259 | 19 | 9 D. SCHMITTER | 31.116 | 19 | 119 P. SZKOPEK | 32.384 |
| 20 | 16 J. HOOK | 4.801 | 20 | 119 P. SZKOPEK | 20.400 | 20 | 16 J. HOOK | 31.212 | 20 | 16 J. HOOK | 32.413 |
| 21 | 99 L. SCASSA | 4.834 | 21 | 9 D. SCHMITTER | 20.412 | 21 | 4 G. VIZZIELLO | 31.375 | 21 | 2 L. CAMIER | 32.486 |
| 22 | 2 L. CAMIER | 4.842 | 22 | 11 S. AL SULAITI | 20.466 | 22 | 11 S. AL SULAITI | 31.501 | 22 | 11 S. AL SULAITI | 32.492 |
| 23 | 11 S. AL SULAITI | 4.847 | 23 | 10 I. TÓTH | 21.047 | 23 | 10 I. TÓTH | 31.691 | 23 | 10 I. TÓTH | 32.812 |

15/05/2016

These data/results cannot be reproduced, stored and/or transmitted in whole or in part by any manner of electronic, mechanical, photocopying, recording, broadcasting or otherwise now known or herein after developed without the previous express consent by the copyright owner, except for reproduction in daily press and regular printed publications on sale to the public within 60 days of the event related to those data/results and always provided that copyright symbol appears together as follows below.

© DORNA WSBK ORGANIZATION Srl 2016



Malaysian Round, 13-14-15 May 2016

World Superbike - Ideal Times Warm Up

| No. Rider | Nat | Bike | Seg. 1 Diff. 1 | Seg. 2 Diff. 2 | Seg. 3 Diff. 3 | Seg. 4 Diff. 4 | Seg. 5 Diff. 5 | Ideal Time Best Lap | Pos. | Diff. |
|---------------------------|-----|--------------------|-----------------------|-------------------|-------------------|-------------------|------------------------|-----------------------------|------|-------|
| 1 66 T. SYKES | GBR | Kawasaki ZX-10R | 4.630 0.014 | 19.417 | 30.470 | 38.583 | 31.192 | 2'04.292 2'04.306 | 1 | 0.014 |
| 2 69 N. HAYDEN | USA | Honda CBR1000RR SP | 4.632 0.025 | 19.641 | 30.301 | 38.591 | 31.345 0.008 | 2'04.510 2'04.543 | 2 | 0.033 |
| 3 7 C. DAVIES | GBR | Ducati Panigale R | 4.615 0.033 | 19.596 | 30.520 0.008 | 38.714 0.230 | 31.174 0.155 | 2'04.619 2'05.045 | 3 | 0.426 |
| 4 21 M. REITERBERGER | GER | BMW S1000 RR | 4.584 0.006 | 19.689 0.043 | 30.474 | 38.620 | 31.352 0.329 | 2'04.719 2'05.097 | 4 | 0.378 |
| 5 34 D. GIUGLIANO | ITA | Ducati Panigale R | 4.621 | 19.677 | 30.460 0.284 | 38.675 0.194 | 31.417 0.116 | 2'04.850 2'05.444 | 6 | 0.594 |
| 6 22 A. LOWES | GBR | Yamaha YZF R1 | 4.684 0.015 | 19.882 0.055 | 30.506 0.125 | 38.700 | 31.488 0.100 | 2'05.260 2'05.555 | 8 | 0.295 |
| 7 60 M. VAN DER MARK | NED | Honda CBR1000RR SP | 4.618 0.054 | 19.746 0.131 | 30.627 0.024 | 38.612 | 31.691 | 2'05.294 2'05.503 | 7 | 0.209 |
| 8 1 J. REA | GBR | Kawasaki ZX-10R | 4.620 | 19.666 0.058 | 30.683 | 38.865 | 31.485 0.018 | 2'05.319 2'05.395 | 5 | 0.076 |
| 9 32 L. SAVADORI | ITA | Aprilia RSV4 RF | 4.538 0.048 | 19.782 0.099 | 30.597 0.125 | 38.879 | 31.613 | 2'05.409 2'05.681 | 9 | 0.272 |
| 10 17 K. ABRAHAM | CZE | BMW S1000 RR | 4.601 0.029 | 20.186 | 30.429 | 38.804 0.074 | 31.688 | 2'05.708 2'05.811 | 10 | 0.103 |
| 11 12 X. FORÉS | ESP | Ducati Panigale R | 4.694 0.006 | 19.891 | 30.723 | 38.789 0.088 | 31.649 0.056 | 2'05.746 2'05.896 | 11 | 0.150 |
| 12 13 A. WEST | AUS | Kawasaki ZX-10R | 4.637 | 19.823 0.266 | 30.592 | 39.037 | 31.666 | 2'05.755 2'06.021 | 12 | 0.266 |
| 13 15 A. DE ANGELIS | RSM | Aprilia RSV4 RF | 4.554 0.013 | 19.948 | 30.671 0.140 | 38.976 | 31.705 0.024 | 2'05.854 2'06.031 | 13 | 0.177 |
| 14 25 J. BROOKES | AUS | BMW S1000 RR | 4.556 0.038 | 20.008 | 30.975 0.002 | 39.077 | 31.782 0.089 | 2'06.398 2'06.527 | 14 | 0.129 |
| 15 81 J. TORRES | ESP | BMW S1000 RR | 4.614 | 20.123 | 30.972 0.083 | 39.158 0.109 | 31.703 | 2'06.570 2'06.762 | 15 | 0.192 |
| 16 2 L. CAMIER | GBR | MV Agusta 1000 F4 | 4.842 0.016 | 20.257 | 30.740 | 39.273 | 32.486 | 2'07.598 2'07.614 | 16 | 0.016 |
| 17 99 L. SCASSA | ITA | Ducati Panigale R | 4.834 0.004 | 20.012 0.094 | 31.074 | 39.539 | 32.315 0.065 | 2'07.774 2'07.937 | 17 | 0.163 |
| 18 119 P. SZKOPEK | POL | Yamaha YZF R1 | 4.725 0.035 | 20.400 0.348 | 31.055 0.153 | 39.441 | 32.384 | 2'08.005 2'08.541 | 20 | 0.536 |
| 19 16 J. HOOK | AUS | Kawasaki ZX-10R | 4.801 0.002 | 20.076 0.030 | 31.212 | 39.702 | 32.413 | 2'08.204 2'08.236 | 18 | 0.032 |
| 20 9 D. SCHMITTER | SUI | Kawasaki ZX-10R | 4.780 | 20.412 | 31.116 | 39.735 | 32.313 0.007 | 2'08.356 2'08.363 | 19 | 0.007 |
| 21 4 G. VIZZIELLO | ITA | Kawasaki ZX-10R | 4.770 0.041 | 20.259 | 31.375 0.237 | 39.887 | 32.333 | 2'08.624 2'08.902 | 21 | 0.278 |
| 22 11 S. AL SULAITI | QAT | Kawasaki ZX-10R | 4.847 0.014 | 20.466 0.151 | 31.501 0.298 | 39.815 | 32.492 0.116 | 2'09.121 2'09.700 | 22 | 0.579 |
| 23 10 I. TÓTH | HUN | Yamaha YZF R1 | 4.789 | 21.047 0.224 | 31.691 | 40.314 | 32.812 | 2'10.653 2'10.877 | 23 | 0.224 |
| Overall Ideal Time | | | 4.538 | 19.417 | 30.301 | 38.583 | 31.174 | 2'04.013 | | |

15/05/2016

These data/results cannot be reproduced, stored and/or transmitted in whole or in part by any manner of electronic, mechanical, photocopying, recording, broadcasting or otherwise now known or herein after developed without the previous express consent by the copyright owner, except for reproduction in daily press and regular printed publications on sale to the public within 60 days of the event related to those data/results and always provided that copyright symbol appears together as follows below.
© DORNA WSBK ORGANIZATION Srl 2016

PIRELLI PERGOIA TUNING



Official Tyre Supplier



Official Timekeeper



Malaysian Round, 13-14-15 May 2016

World Superbike - Chronological Analysis Warm Up

| 16° 2 L. CAMIER (2'07.614) | | | | | | | | |
|----------------------------|--------|---------------|---------------|---------------|---------------|-----------------|--------------|--------------|
| Lap | Seg. 1 | Seg. 2 | Seg. 3 | Seg. 4 | Seg. 5 | Lap Time | km/h | Local Time |
| 1 | 4.842 | 20.997 | 34.248 | 43.801 | 33.631 | 2'09.589 | 283.8 | 11:28'21.932 |
| 2 | 4.858 | 20.257 | 30.740 | 39.273 | 32.486 | 2'07.614 | 284.6 | 11:32'39.135 |
| 3 | 4.888 | 22.703 | | | | 1'18.598 P | 278.7 | 11:33'57.733 |

| 17° 99 L. SCASSA (2'07.937) | | | | | | | | |
|-----------------------------|--------------|---------------|---------------|---------------|---------------|-----------------|--------------|--------------|
| Lap | Seg. 1 | Seg. 2 | Seg. 3 | Seg. 4 | Seg. 5 | Lap Time | km/h | Local Time |
| 1 | 4.856 | 20.320 | 33.607 | 41.834 | 33.304 | 2'09.363 | 283.8 | 11:29'00.798 |
| 2 | 4.834 | 20.845 | 31.160 | 39.734 | 32.315 | 2'08.888 | 284.6 | 11:33'19.049 |
| 3 | 4.838 | 20.106 | 31.074 | 39.539 | 32.380 | 2'07.937 | 284.6 | 11:35'26.986 |
| 4 | 4.837 | 20.092 | 31.182 | 39.605 | 32.370 | 2'08.086 | 284.6 | 11:37'35.072 |
| 5 | 4.839 | 20.200 | 31.320 | 39.861 | 32.391 | 2'08.611 | 284.6 | 11:39'43.683 |
| 6 | 4.848 | 20.012 | 31.277 | 39.713 | 32.392 | 2'08.242 | 286.1 | 11:41'51.925 |

| 18° 16 J. HOOK (2'08.236) | | | | | | | | |
|---------------------------|--------------|---------------|---------------|---------------|---------------|-----------------|--------------|--------------|
| Lap | Seg. 1 | Seg. 2 | Seg. 3 | Seg. 4 | Seg. 5 | Lap Time | km/h | Local Time |
| 1 | 4.801 | 21.001 | 33.224 | 42.108 | 33.261 | 2'11.256 | 286.1 | 11:29'46.730 |
| 2 | 4.820 | 20.392 | 31.380 | 40.076 | 32.700 | 2'09.368 | 284.6 | 11:31'56.098 |
| 3 | 4.803 | 20.106 | 31.212 | 39.702 | 32.413 | 2'08.236 | 284.6 | 11:34'04.334 |
| 4 | 4.824 | 20.076 | 31.244 | 39.838 | 32.446 | 2'08.428 | 283.8 | 11:36'12.762 |
| 5 | 4.807 | 22.922 | 36.233 | 41.453 | 38.156 | 2'23.571 P | 285.3 | 11:38'36.333 |
| 6 | | | 32.011 | 40.426 | 33.364 | 2'59.816 P | | 11:41'36.149 |

| 19° 9 D. SCHMITTER (2'08.363) | | | | | | | | |
|-------------------------------|--------------|---------------|---------------|---------------|---------------|-----------------|--------------|--------------|
| Lap | Seg. 1 | Seg. 2 | Seg. 3 | Seg. 4 | Seg. 5 | Lap Time | km/h | Local Time |
| 1 | | | 33.523 | 47.299 | 46.735 | | | 11:27'40.097 |
| 2 | 4.799 | 20.528 | 33.239 | 40.588 | 32.623 | 6'48.708 P | | 11:34'28.805 |
| 3 | 4.889 | 20.899 | 31.365 | 39.801 | 33.009 | 2'09.502 | 286.9 | 11:36'38.307 |
| 4 | 4.889 | 20.899 | 31.366 | 40.393 | 32.313 | 2'09.860 | 285.3 | 11:38'48.167 |
| 5 | 4.780 | 20.412 | 31.116 | 39.735 | 32.320 | 2'08.363 | 287.6 | 11:40'56.530 |

| 20° 119 P. SZKOPEK (2'08.541) | | | | | | | | |
|-------------------------------|--------------|---------------|--------|---------------|---------------|-----------------|--------------|--------------|
| Lap | Seg. 1 | Seg. 2 | Seg. 3 | Seg. 4 | Seg. 5 | Lap Time | km/h | Local Time |
| 1 | 4.725 | 20.511 | 33.324 | 42.325 | 32.687 | 2'10.494 | 287.6 | 11:27'22.051 |
| 2 | 4.758 | 20.400 | 31.518 | 40.454 | 33.286 | 2'09.504 | 286.9 | 11:29'32.545 |
| 3 | 4.823 | 20.618 | 31.299 | 39.502 | 32.683 | 2'08.925 | 286.1 | 11:33'50.974 |
| 4 | 4.729 | 20.494 | 31.489 | 40.165 | 32.659 | 2'09.536 | 289.9 | 11:36'00.510 |
| 5 | 4.760 | 20.748 | 31.208 | 39.441 | 32.384 | 2'08.541 | 288.4 | 11:38'09.051 |
| 6 | 4.829 | 24.882 | 31.849 | 40.532 | 38.704 | 2'20.796 P | 261.8 | 11:40'29.847 |

| 21° 4 G. VIZZIELLO (2'08.902) | | | | | | | | |
|-------------------------------|--------------|---------------|---------------|---------------|---------------|-----------------|--------------|--------------|
| Lap | Seg. 1 | Seg. 2 | Seg. 3 | Seg. 4 | Seg. 5 | Lap Time | km/h | Local Time |
| 1 | 4.807 | 21.257 | 33.988 | 42.454 | 33.895 | 2'11.792 | 286.1 | 11:27'20.322 |
| 2 | 4.775 | 20.314 | 31.967 | 40.609 | 33.152 | 2'11.792 | 286.1 | 11:29'32.114 |
| 3 | 4.770 | 23.990 | 31.375 | 40.361 | 32.438 | 2'09.263 | 288.4 | 11:31'41.377 |
| 4 | | | 37.142 | 43.946 | 41.020 | 2'30.868 P | 287.6 | 11:34'12.245 |
| 5 | 4.811 | 20.259 | 35.026 | 44.405 | 32.615 | 3'51.251 P | | 11:38'03.496 |
| 6 | | | 31.612 | 39.887 | 32.333 | 2'08.902 | 287.6 | 11:40'12.398 |

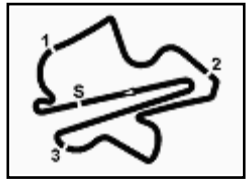
| 22° 11 S. AL SULAITI (2'09.700) | | | | | | | | |
|---------------------------------|--------------|---------------|--------|---------------|---------------|-----------------|--------------|--------------|
| Lap | Seg. 1 | Seg. 2 | Seg. 3 | Seg. 4 | Seg. 5 | Lap Time | km/h | Local Time |
| 1 | 4.854 | 20.732 | 33.530 | 42.832 | 33.086 | 2'09.985 | 280.9 | 11:27'46.514 |
| 2 | 4.861 | 20.617 | 31.938 | 39.969 | 32.492 | 2'09.985 | 280.9 | 11:29'56.499 |
| 3 | 4.847 | 20.466 | 31.799 | 39.815 | 32.608 | 2'09.700 | 281.6 | 11:32'06.199 |
| 4 | 4.854 | 20.693 | 31.501 | 40.422 | 32.794 | 2'10.030 | 283.1 | 11:34'16.229 |
| 5 | 4.854 | 20.693 | 31.744 | 40.071 | 32.602 | 2'09.964 | 282.4 | 11:36'26.193 |
| 6 | 4.860 | 20.733 | 31.874 | 40.087 | 32.873 | 2'10.427 | 281.6 | 11:38'36.620 |
| 7 | 4.854 | 25.502 | 42.270 | 41.893 | 33.154 | 2'27.673 | 281.6 | 11:41'04.293 |

| 23° 10 I. TÓTH (2'10.877) | | | | | | | | |
|---------------------------|--------------|---------------|---------------|---------------|---------------|-----------------|--------------|--------------|
| Lap | Seg. 1 | Seg. 2 | Seg. 3 | Seg. 4 | Seg. 5 | Lap Time | km/h | Local Time |
| 1 | 4.809 | 22.477 | 34.876 | 43.208 | 33.624 | 2'13.387 | 276.6 | 11:27'36.600 |
| 2 | 4.807 | 21.628 | 32.307 | 40.725 | 33.069 | 2'13.387 | 276.6 | 11:29'49.987 |
| 3 | 4.789 | 21.271 | 31.961 | 41.823 | 36.879 | 2'17.098 | 285.3 | 11:32'07.085 |
| 4 | 4.792 | 21.228 | 31.691 | 40.314 | 32.812 | 2'10.877 | 282.4 | 11:34'17.962 |
| 5 | 4.792 | 21.228 | 31.725 | 41.439 | 32.925 | 2'12.109 | 282.4 | 11:36'30.071 |
| 6 | 4.809 | 27.093 | 34.635 | 40.666 | 33.053 | 2'20.256 | 284.6 | 11:38'50.327 |
| 7 | 4.819 | 21.047 | 31.827 | 40.668 | 33.026 | 2'11.387 | 283.1 | 11:41'01.714 |

P = Pits In/Out - C = Lap-Time Cancelled

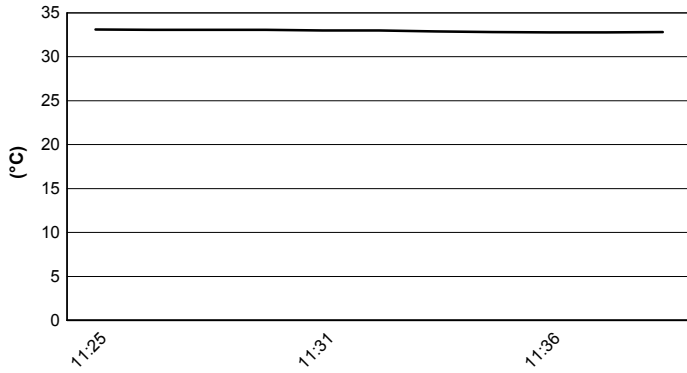
These data/results cannot be reproduced, stored and/or transmitted in whole or in part by any manner of electronic, mechanical, photocopying, recording, broadcasting or otherwise now known or herein after developed without the previous express consent by the copyright owner, except for reproduction in daily press and regular printed publications on sale to the public within 60 days of the event related to those data/results and always provided that copyright symbol appears together as follows below.

© DORNA WSBK ORGANIZATION Srl 2016

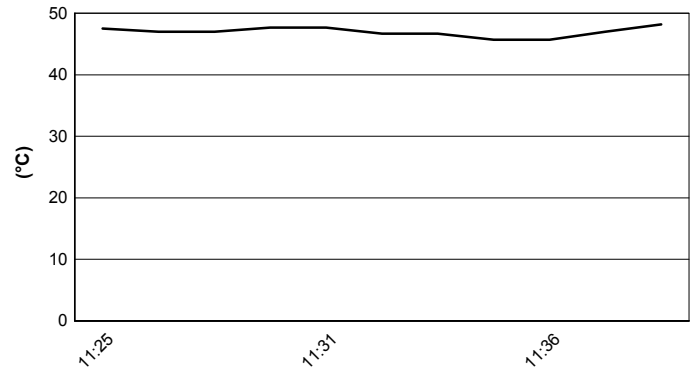


Session started 11:25 Session ended 11:42


Air Temperature




Track Temperature



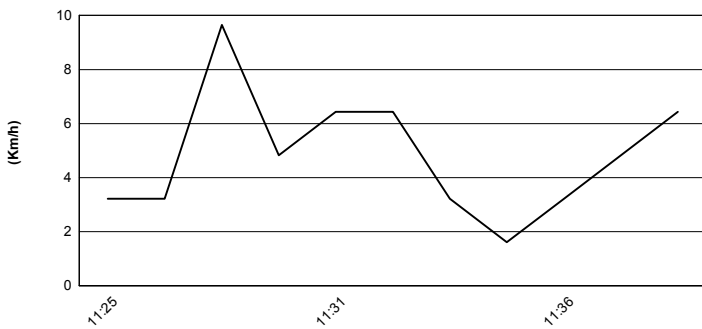
Air Pressure



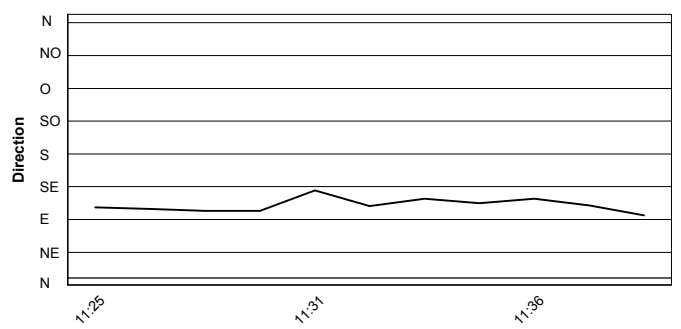
Humidity



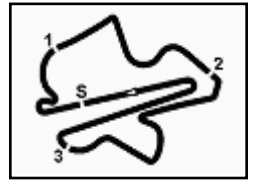
Wind Speed



Wind Direction



These data/results cannot be reproduced, stored and/or transmitted in whole or in part by any manner of electronic, mechanical, photocopying, recording, broadcasting or otherwise now known or herein after developed without the previous express consent by the copyright owner, except for reproduction in daily press and regular printed publications on sale to the public within 60 days of the event related to those data/results and always provided that copyright symbol appears together as follows below.
© DORNA WSBK ORGANIZATION Srl 2016



Malaysian Round, 13-14-15 May 2016

World Superbike - Starting Grid - Race 2

16 Laps x 5,543 km = 88,688 km

102/06

Sepang International Circuit 5.543 m

| Pos | Number | Rider | Team | Time | Class |
|-----|--------|-----------------|-----------|----------|-------|
| 1 | 66 | SYKES T. | Kawasaki | 2'02.246 | SP2 |
| 2 | 22 | LOWES A. | Yamaha | 2'03.002 | SP2 |
| 3 | 1 | REA J. | Kawasaki | 2'03.021 | SP2 |
| 4 | 69 | HAYDEN N. | Honda | 2'03.435 | SP2 |
| 5 | 7 | DAVIES C. | Ducati | 2'03.485 | SP2 |
| 6 | 21 | REITERBERGER M. | BMW | 2'03.549 | SP2 |
| 7 | 32 | SAVADORI L. | Aprilia | 2'03.612 | SP2 |
| 8 | 81 | TORRES J. | BMW | 2'03.855 | SP2 |
| 9 | 34 | GIUGLIANO D. | Ducati | 2'04.052 | SP2 |
| 10 | 60 | VAN DER MARK M. | Honda | 2'04.183 | SP2 |
| 11 | 13 | WEST A. | Kawasaki | 2'04.440 | SP2 |
| 12 | 2 | CAMIER L. | MV Agusta | 2'05.399 | SP2 |
| 13 | 15 | DE ANGELIS A. | Aprilia | 2'06.691 | SP1 |
| 14 | 25 | BROOKES J. | BMW | 2'06.699 | SP1 |
| 15 | 12 | FORÉS X. | Ducati | 2'06.787 | SP1 |
| 16 | 17 | ABRAHAM K. | BMW | 2'07.192 | SP1 |
| 17 | 99 | SCASSA L. | Ducati | 2'07.628 | SP1 |
| 18 | 16 | HOOK J. | Kawasaki | 2'11.197 | SP1 |
| 19 | 11 | AL SULAITI S. | Kawasaki | 2'11.320 | SP1 |
| 20 | 10 | TÓTH I. | Yamaha | 2'11.720 | SP1 |
| 21 | 9 | SCHMITTER D. | Kawasaki | 2'11.881 | SP1 |
| 22 | 119 | SZKOPEK P. | Yamaha | 2'12.277 | SP1 |
| 23 | 4 | VIZZIELLO G. | Kawasaki | 2'16.701 | SP1 |

Jury President

..... Race Director

These data/results cannot be reproduced, stored and/or transmitted in whole or in part by any manner of electronic, mechanical, photocopying, recording, broadcasting or otherwise now known or herein after developed without the previous express consent by the copyright owner, except for reproduction in daily press and regular printed publications on sale to the public within 60 days of the event related to those data/results and always provided that copyright symbol appears together as follows below.

© DORNA WSBK ORGANIZATION Srl 2016