

Malaysian Round, 13-14-15 May 2016

102/06

Sepang International Circuit 5.543 m

World Supersport - Results Race

1 / 2

Laps 14 = 77,602 Km - Time Of Race 33'22.944 - Avg. 139,478 km/h

Pos	Race	Grid	No. Rider	Nat	Team	Bike	LL	Gap	Fastest Lap	Speed	Qualifying		Ranking		
											Time	Speed	R	Tot	Pos
1	6	86	A. BADOVINI	ITA	Gemar Balloons - Team Lorini	Honda CBR600RR	14		2'21.636	249,8	2'08.771	256,3	25	41	9
2	5	63	Z. KHAIRUDDIN	MAS	Orelac Racing VerdNatura	Kawasaki ZX-6R	14	0.050	2'21.752	255,1	2'08.475	261,2	20	40	10
3	3	4	G. REA	GBR	GRT Racing Team	MV Agusta F3 675	14	0.980	2'21.574	252,7	2'08.410	257,5	16	52	6
4	4	2	P. JACOBSEN	USA	Honda World Supersport Team	Honda CBR600RR	14	1.250	2'21.142	258,1	2'08.425	259,3	13	56	5
5	15	111	K. SMITH	GBR	CIA Landlord Insurance Honda	Honda CBR600RR	14	5.035	2'22.214	255,1	2'09.862	255,1	11	57	4
6	1	1	K. SOFUOGLU	TUR	Kawasaki Puccetti Racing	Kawasaki ZX-6R	14	8.234	2'22.248	255,1	2'08.055	253,3	10	96	1
7	7	16	J. CLUZEL	FRA	MV Agusta Reparto Corse	MV Agusta F3 675	14	17.802	2'21.403	257,5	2'09.259	258,1	9	67	3
8	2	21	R. KRUMMENACHER	SUI	Kawasaki Puccetti Racing	Kawasaki ZX-6R	14	20.300	2'22.395	253,3	2'08.155	252,1	8	79	2
9	14	25	A. BALDOLINI	ITA	Race Department ATK#25	MV Agusta F3 675	14	21.563	2'23.014	252,1	2'09.805	254,5	7	51	7
10	11	64	F. CARICASULO	ITA	Bardahl Evan Bros. Honda Racing	Honda CBR600RR	14	26.285	2'22.877	254,5	2'09.770	258,1	6	48	8
11	13	11	C. GAMARINO	ITA	Team GoEleven	Kawasaki ZX-6R	14	34.528	2'23.119	253,3	2'09.576	255,1	5	30	13
12	8	44	R. ROLFO	ITA	Team Factory Vamag	MV Agusta F3 675	14	36.763	2'23.767	251,5	2'09.518	258,1	4	12	20
13	12	87	L. ZANETTI	ITA	MV Agusta Reparto Corse	MV Agusta F3 675	14	41.450	2'24.203	255,7	2'10.278	256,9	3	21	15
14	17	81	L. STAPLEFORD	GBR	Profile Racing	Triumph Daytona 675	14	59.487	2'24.341	249,8	2'10.043	260,0	2	8	21
15	16	78	H. OKUBO	JPN	CIA Landlord Insurance Honda	Honda CBR600RR	14	59.835	2'24.165	251,5	2'10.029	257,5	1	1	27
16	21	41	A. WAGNER	AUS	GRT Racing Team	MV Agusta F3 675	14	1'00.234	2'24.526	251,5	2'11.892	258,1	7	22	
17	9	69	O. JEZEK	CZE	Team GoEleven	Kawasaki ZX-6R	14	1'08.221	2'23.389	254,5	2'09.622	257,5		32	11
18	20	71	C. BERGMAN	SWE	CIA Landlord Insurance Honda	Honda CBR600RR	14	1'10.306	2'25.745	250,9	2'11.499	256,9			
19	22	83	L. EPIS	AUS	Response RE Racing	Kawasaki ZX-6R	14	1'34.536	2'25.681	248,6	2'12.653	254,5			
20	23	35	S. HILL	GBR	CIA Landlord Insurance Honda	Honda CBR600RR	14	1'35.852	2'27.382	243,6	2'12.761	251,5			
21	19	10	N. CALERO	ESP	Orelac Racing VerdNatura	Kawasaki ZX-6R	14	2'02.637	2'29.776	249,2	2'11.118	257,5	1	29	
-----Not Classified-----															
RET	10	88	N. TEROL	ESP	Schmidt Racing	MV Agusta F3 675	13	1 Lap	2'23.943	253,3	2'09.684	253,3		30	12
RET	18	19	K. WAHR	GER	Gemar Balloons - Team Lorini	Honda CBR600RR	1	13 Laps			2'10.404	255,1		15	19

AIR	Humidity:	73%	Temp:	31°C
TRACK	Condition:	Wet	Temp:	42°C

Fastest Lap	14° Patrick Jacobsen	2'21.142	141,381	Km/h
Lap Record:	2014 K.Coqhlán	2'09.178	154,480	Km/h
Best Lap	2016 K.Sofuoglu	2'08.055	155,830	Km/h

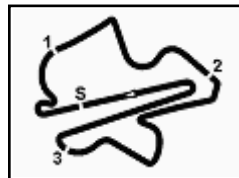
No. Rider	From	To	Laps	Total
4 G. REA	1	1	1	1
63 Z. KHAIRUDDIN	2	10	9	9
86 A. BADOVINI	11	14	4	4

No. Rider	Laps
1 K. SOFUOGLU	35
2 P. JACOBSEN	18
63 Z. KHAIRUDDIN	9
21 R. KRUMMENACHER	6
13 A. WEST	4
16 J. CLUZEL	4
86 A. BADOVINI	4
4 G. REA	1
111 K. SMITH	1

Start 15/05/2016 17:16 End 17:52 The results are provisional until the end of the time limit for protests and appeals and the completion of the technical checks.

These data/results cannot be reproduced, stored and/or transmitted in whole or in part by any manner of electronic, mechanical, photocopying, recording, broadcasting or otherwise now known or herein after developed without the previous express consent by the copyright owner, except for reproduction in daily press and regular printed publications on sale to the public within 60 days of the event related to those data/results and always provided that copyright symbol appears together as follows below.

© DORNA WSBK ORGANIZATION Srl 2016



Malaysian Round, 13-14-15 May 2016

World Supersport - Results Race

RACE HIGHLIGHTS

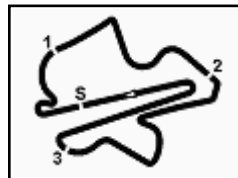
14.11.39		WET RACE
14.14.37		Start Delayed
14.21.45		Warm-up Lap Start
14.30.55		Warm-up Lap Start
14.31.50		RED FLAG
17.08.25		WET RACE
17.13.01		Warm-up Lap Start
17.16.50		Start
17.18.58		No Jump Start
17.19.15	69 Jezek	Crashed Rider OK - Re Joined - Turn 13
17.19.20	69 Jezek	Crashed Rider OK - Re Joined - Turn 13
17.19.35	19 Wahr	Entered Pits
17.20.49	19 Wahr	Out
17.48.40	88 Terol	Technical Problem - Turn 1
17.49.10	88 Terol	Out
17.52.07		End Of Session

15/05/2016 Start End The results are provisional until the end of the time limit for protests and appeals
 17:16 17:52 and the completion of the technical checks.

These data/results cannot be reproduced, stored and/or transmitted in whole or in part by any manner of electronic, mechanical, photocopying, recording, broadcasting or otherwise now known or herein after developed without the previous express consent by the copyright owner, except for reproduction in daily press and regular printed publications on sale to the public within 60 days of the event related to those data/results and always provided that copyright symbol appears together as follows below.

© DORNA WSBK ORGANIZATION Srl 2016





Malaysian Round, 13-14-15 May 2016
World Supersport - Lap Chart Race

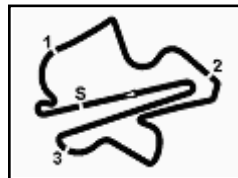
Pos	Lap													
	1	2	3	4	5	6	7	8	9	10	11	12	13	14
1	4	63	63	63	63	63	63	63	63	63	86	86	86	86
2	1	4	4	4	111	111	111	86	86	86	63	63	63	63
3	63	111	111	111	86	86	86	4	4	4	4	4	4	4
4	111	1	1	1	4	4	4	1	1	1	2	2	2	2
5	86	86	86	86	1	1	1	111	2	2	1	1	111	111
6	2	2	2	2	2	2	2	2	111	111	111	111	1	1
7	88	88	88	25	25	25	25	25	25	25	16	16	16	16
8	25	25	25	88	88	88	88	88	16	16	25	25	21	21
9	16	87	87	87	21	21	21	21	88	21	21	21	25	25
10	21	21	64	64	87	64	64	16	21	64	64	64	64	64
11	87	64	21	21	64	16	16	64	64	88	88	88	88	11
12	64	16	44	44	16	87	11	11	11	11	11	11	11	44
13	44	44	16	16	44	11	87	44	44	44	44	44	44	87
14	71	11	11	11	11	44	44	87	87	87	87	87	87	81
15	11	71	71	41	41	41	41	41	41	41	41	81	81	78
16	35	41	41	71	71	78	78	78	78	78	78	78	41	41
17	41	35	78	78	78	71	81	81	81	81	81	41	78	69
18	78	78	81	81	81	81	71	71	71	71	71	71	69	71
19	81	81	35	35	35	35	35	69	69	69	69	69	71	83
20	10	10	10	10	69	69	69	35	35	35	35	35	35	35
21	83	83	83	83	83	83	83	83	83	83	83	83	83	10
22	69	69	69	69	10	10	10	10	10	10	10	10	10	
23	19													

Final Result		
1	86 A. BADOVINI	Laps 14
2	63 Z. KHAIRUDDIN	0.050
3	4 G. REA	0.980
4	2 P. JACOBSEN	1.250
5	111 K. SMITH	5.035
6	1 K. SOFUOGLU	8.234
7	16 J. CLUZEL	17.802
8	21 R. KRUMMENACHER	20.300
9	25 A. BALDOLINI	21.563
10	64 F. CARICASULO	26.285
11	11 C. GAMARINO	34.528
12	44 R. ROLFO	36.763
13	87 L. ZANETTI	41.450
14	81 L. STAPLEFORD	59.487
15	78 H. OKUBO	59.835
16	41 A. WAGNER	1'00.234
17	69 O. JEZEK	1'08.221
18	71 C. BERGMAN	1'10.306
19	83 L. EPIS	1'34.536
20	35 S. HILL	1'35.852
21	10 N. CALERO	2'02.637
RET	88 N. TEROL	1 Lap
RET	19 K. WAHR	13 Laps

These data/results cannot be reproduced, stored and/or transmitted in whole or in part by any manner of electronic, mechanical, photocopying, recording, broadcasting or otherwise now known or herein after developed without the previous express consent by the copyright owner, except for reproduction in daily press and regular printed publications on sale to the public within 60 days of the event related to those data/results and always provided that copyright symbol appears together as follows below.

© DORNA WSBK ORGANIZATION Srl 2016





Malaysian Round, 13-14-15 May 2016 World Supersport - Lap Chart Race

102/06

Sepang International Circuit 5.543 m

2 / 3

Lap 1

1	4 G.Rea (GBR)	
2	1 K.Sofuoglu (TUR)	1.131
3	63 Z.Khairuddin (MAS)	1.266
4	111 K.Smith (GBR)	1.467
5	86 A.Badovini (ITA)	2.109
6	2 P.Jacobsen (USA)	2.356
7	88 N.Terol (ESP)	3.554
8	25 A.Baldolini (ITA)	3.903
9	16 J.Cluzel (FRA)	6.507
10	21 R.Krummenacher (SU)	6.707
11	87 L.Zanetti (ITA)	7.507
12	64 F.Caricasulo (ITA)	7.612
13	44 R.Rolfo (ITA)	7.998
14	71 C.Bergman (SWE)	8.291
15	11 C.Gamarino (ITA)	8.612
16	35 S.Hill (GBR)	9.418
17	41 A.Wagner (AUS)	9.574
18	78 H.Okubo (JPN)	9.998
19	81 L.Stapleford (GBR)	10.575
20	10 N.Calero (ESP)	12.683
21	83 L.Epis (AUS)	15.012
22	69 O.Jezek (CZE)	32.344
23	19 K.Wahr (GER)	35.987

2	4 G.Rea (GBR)	0.385
3	111 K.Smith (GBR)	0.650
4	1 K.Sofuoglu (TUR)	1.828
5	86 A.Badovini (ITA)	2.166
6	2 P.Jacobsen (USA)	2.699
7	25 A.Baldolini (ITA)	6.240
8	88 N.Terol (ESP)	7.467
9	87 L.Zanetti (ITA)	12.566
10	64 F.Caricasulo (ITA)	12.609
11	21 R.Krummenacher (SU)	12.885
12	44 R.Rolfo (ITA)	14.762
13	16 J.Cluzel (FRA)	15.786
14	11 C.Gamarino (ITA)	16.413
15	41 A.Wagner (AUS)	22.044
16	71 C.Bergman (SWE)	22.980
17	78 H.Okubo (JPN)	23.715
18	81 L.Stapleford (GBR)	25.926
19	35 S.Hill (GBR)	28.189
20	10 N.Calero (ESP)	40.066
21	83 L.Epis (AUS)	40.350
22	69 O.Jezek (CZE)	42.662

6	2 P.Jacobsen (USA)	2.313
7	25 A.Baldolini (ITA)	10.064
8	88 N.Terol (ESP)	13.792
9	21 R.Krummenacher (SU)	16.987
10	64 F.Caricasulo (ITA)	18.309
11	16 J.Cluzel (FRA)	19.343
12	11 C.Gamarino (ITA)	21.160
13	87 L.Zanetti (ITA)	22.381
14	44 R.Rolfo (ITA)	22.749
15	41 A.Wagner (AUS)	35.991
16	78 H.Okubo (JPN)	36.568
17	81 L.Stapleford (GBR)	37.944
18	71 C.Bergman (SWE)	37.956
19	35 S.Hill (GBR)	50.128
20	69 O.Jezek (CZE)	52.421
21	83 L.Epis (AUS)	59.833
22	10 N.Calero (ESP)	1'06.325

10	64 F.Caricasulo (ITA)	21.094
11	88 N.Terol (ESP)	22.888
12	11 C.Gamarino (ITA)	26.804
13	44 R.Rolfo (ITA)	28.101
14	87 L.Zanetti (ITA)	29.545
15	41 A.Wagner (AUS)	47.695
16	78 H.Okubo (JPN)	47.923
17	81 L.Stapleford (GBR)	48.102
18	71 C.Bergman (SWE)	52.686
19	69 O.Jezek (CZE)	59.031
20	35 S.Hill (GBR)	1'12.267
21	83 L.Epis (AUS)	1'17.980
22	10 N.Calero (ESP)	1'30.919

Lap 5

1	63 Z.Khairuddin (MAS)	
2	111 K.Smith (GBR)	0.730
3	86 A.Badovini (ITA)	1.351
4	4 G.Rea (GBR)	1.446
5	1 K.Sofuoglu (TUR)	2.010
6	2 P.Jacobsen (USA)	2.438
7	25 A.Baldolini (ITA)	7.514
8	88 N.Terol (ESP)	9.901
9	21 R.Krummenacher (SU)	15.619
10	87 L.Zanetti (ITA)	16.305
11	64 F.Caricasulo (ITA)	16.357
12	16 J.Cluzel (FRA)	17.050
13	44 R.Rolfo (ITA)	17.407
14	11 C.Gamarino (ITA)	17.833
15	41 A.Wagner (AUS)	26.838
16	71 C.Bergman (SWE)	27.883
17	78 H.Okubo (JPN)	29.913
18	81 L.Stapleford (GBR)	29.928
19	35 S.Hill (GBR)	34.521
20	69 O.Jezek (CZE)	46.641
21	83 L.Epis (AUS)	49.113
22	10 N.Calero (ESP)	49.616

Lap 8

1	63 Z.Khairuddin (MAS)	
2	86 A.Badovini (ITA)	0.669
3	4 G.Rea (GBR)	1.100
4	1 K.Sofuoglu (TUR)	2.122
5	111 K.Smith (GBR)	2.337
6	2 P.Jacobsen (USA)	2.380
7	25 A.Baldolini (ITA)	12.252
8	88 N.Terol (ESP)	15.629
9	21 R.Krummenacher (SU)	17.250
10	16 J.Cluzel (FRA)	18.552
11	64 F.Caricasulo (ITA)	19.178
12	11 C.Gamarino (ITA)	21.823
13	44 R.Rolfo (ITA)	24.323
14	87 L.Zanetti (ITA)	24.735
15	41 A.Wagner (AUS)	39.673
16	78 H.Okubo (JPN)	40.116
17	81 L.Stapleford (GBR)	41.047
18	71 C.Bergman (SWE)	43.493
19	69 O.Jezek (CZE)	54.662
20	35 S.Hill (GBR)	57.315
21	83 L.Epis (AUS)	1'05.756
22	10 N.Calero (ESP)	1'14.953

Lap 11

1	86 A.Badovini (ITA)	
2	63 Z.Khairuddin (MAS)	0.130
3	4 G.Rea (GBR)	0.703
4	2 P.Jacobsen (USA)	3.108
5	1 K.Sofuoglu (TUR)	3.326
6	111 K.Smith (GBR)	4.415
7	16 J.Cluzel (FRA)	17.485
8	25 A.Baldolini (ITA)	18.017
9	21 R.Krummenacher (SU)	18.939
10	64 F.Caricasulo (ITA)	21.781
11	88 N.Terol (ESP)	24.746
12	11 C.Gamarino (ITA)	28.087
13	44 R.Rolfo (ITA)	29.540
14	87 L.Zanetti (ITA)	32.063
15	41 A.Wagner (AUS)	51.054
16	78 H.Okubo (JPN)	51.132
17	81 L.Stapleford (GBR)	51.271
18	71 C.Bergman (SWE)	55.994
19	69 O.Jezek (CZE)	1'00.815
20	35 S.Hill (GBR)	1'18.299
21	83 L.Epis (AUS)	1'22.745
22	10 N.Calero (ESP)	1'38.600

Lap 2

1	63 Z.Khairuddin (MAS)	
2	4 G.Rea (GBR)	0.310
3	111 K.Smith (GBR)	0.965
4	1 K.Sofuoglu (TUR)	1.231
5	86 A.Badovini (ITA)	1.391
6	2 P.Jacobsen (USA)	2.377
7	88 N.Terol (ESP)	3.683
8	25 A.Baldolini (ITA)	4.208
9	87 L.Zanetti (ITA)	8.721
10	21 R.Krummenacher (SU)	9.052
11	64 F.Caricasulo (ITA)	9.536
12	16 J.Cluzel (FRA)	10.264
13	44 R.Rolfo (ITA)	10.320
14	11 C.Gamarino (ITA)	12.420
15	71 C.Bergman (SWE)	12.619
16	41 A.Wagner (AUS)	13.467
17	35 S.Hill (GBR)	15.521
18	78 H.Okubo (JPN)	15.771
19	81 L.Stapleford (GBR)	15.907
20	10 N.Calero (ESP)	21.948
21	83 L.Epis (AUS)	24.203
22	69 O.Jezek (CZE)	35.419

Lap 6

1	63 Z.Khairuddin (MAS)	
2	111 K.Smith (GBR)	0.630
3	86 A.Badovini (ITA)	0.815
4	4 G.Rea (GBR)	1.159
5	1 K.Sofuoglu (TUR)	1.898
6	2 P.Jacobsen (USA)	2.032
7	25 A.Baldolini (ITA)	8.889
8	88 N.Terol (ESP)	12.106
9	21 R.Krummenacher (SU)	16.296
10	64 F.Caricasulo (ITA)	17.669
11	16 J.Cluzel (FRA)	19.471
12	87 L.Zanetti (ITA)	19.850
13	11 C.Gamarino (ITA)	19.909
14	44 R.Rolfo (ITA)	20.636
15	41 A.Wagner (AUS)	31.406
16	78 H.Okubo (JPN)	32.357
17	71 C.Bergman (SWE)	32.963
18	81 L.Stapleford (GBR)	33.598
19	35 S.Hill (GBR)	41.739
20	69 O.Jezek (CZE)	49.632
21	83 L.Epis (AUS)	54.367
22	10 N.Calero (ESP)	57.638

Lap 9

1	63 Z.Khairuddin (MAS)	
2	86 A.Badovini (ITA)	0.889
3	4 G.Rea (GBR)	1.181
4	1 K.Sofuoglu (TUR)	2.806
5	2 P.Jacobsen (USA)	2.991
6	111 K.Smith (GBR)	4.078
7	25 A.Baldolini (ITA)	13.911
8	16 J.Cluzel (FRA)	18.026
9	88 N.Terol (ESP)	18.310
10	21 R.Krummenacher (SU)	18.358
11	64 F.Caricasulo (ITA)	20.126
12	11 C.Gamarino (ITA)	23.964
13	44 R.Rolfo (ITA)	26.424
14	87 L.Zanetti (ITA)	27.432
15	41 A.Wagner (AUS)	43.743
16	78 H.Okubo (JPN)	43.957
17	81 L.Stapleford (GBR)	44.684
18	71 C.Bergman (SWE)	48.416
19	69 O.Jezek (CZE)	57.285
20	35 S.Hill (GBR)	1'04.914
21	83 L.Epis (AUS)	1'12.314
22	10 N.Calero (ESP)	1'23.164

Lap 12

1	86 A.Badovini (ITA)	
2	63 Z.Khairuddin (MAS)	0.177
3	4 G.Rea (GBR)	0.552
4	2 P.Jacobsen (USA)	2.347
5	1 K.Sofuoglu (TUR)	3.749
6	111 K.Smith (GBR)	4.154
7	16 J.Cluzel (FRA)	16.633
8	25 A.Baldolini (ITA)	18.508
9	21 R.Krummenacher (SU)	18.811
10	64 F.Caricasulo (ITA)	22.592
11	88 N.Terol (ESP)	26.335
12	11 C.Gamarino (ITA)	29.127
13	44 R.Rolfo (ITA)	31.107
14	87 L.Zanetti (ITA)	34.374
15	81 L.Stapleford (GBR)	53.089
16	78 H.Okubo (JPN)	53.917
17	41 A.Wagner (AUS)	54.732
18	71 C.Bergman (SWE)	59.905
19	69 O.Jezek (CZE)	1'01.681
20	35 S.Hill (GBR)	1'24.375
21	83 L.Epis (AUS)	1'25.903
22	10 N.Calero (ESP)	1'46.763

Lap 3

1	63 Z.Khairuddin (MAS)	
2	4 G.Rea (GBR)	0.547
3	111 K.Smith (GBR)	1.080
4	1 K.Sofuoglu (TUR)	2.021
5	86 A.Badovini (ITA)	2.258
6	2 P.Jacobsen (USA)	3.113
7	88 N.Terol (ESP)	5.305
8	25 A.Baldolini (ITA)	5.541
9	87 L.Zanetti (ITA)	10.604
10	64 F.Caricasulo (ITA)	11.224
11	21 R.Krummenacher (SU)	12.083
12	44 R.Rolfo (ITA)	13.221
13	16 J.Cluzel (FRA)	13.870
14	11 C.Gamarino (ITA)	15.021
15	71 C.Bergman (SWE)	17.867
16	41 A.Wagner (AUS)	17.996
17	78 H.Okubo (JPN)	19.611
18	81 L.Stapleford (GBR)	20.707
19	35 S.Hill (GBR)	21.955
20	10 N.Calero (ESP)	31.327
21	83 L.Epis (AUS)	32.589
22	69 O.Jezek (CZE)	39.152

Lap 7

1	63 Z.Khairuddin (MAS)	
2	111 K.Smith (GBR)	1.007
3	86 A.Badovini (ITA)	1.195
4	4 G.Rea (GBR)	1.453
5	1 K.Sofuoglu (TUR)	2.119

Lap 10

1	63 Z.Khairuddin (MAS)	
2	86 A.Badovini (ITA)	0.801
3	4 G.Rea (GBR)	1.220
4	1 K.Sofuoglu (TUR)	2.964
5	2 P.Jacobsen (USA)	3.369
6	111 K.Smith (GBR)	4.230
7	25 A.Baldolini (ITA)	15.962
8	16 J.Cluzel (FRA)	17.746
9	21 R.Krummenacher (SU)	18.806

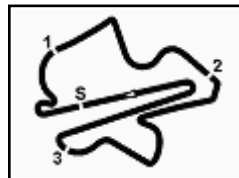
Lap 13

1	86 A.Badovini (ITA)	
2	63 Z.Khairuddin (MAS)	0.062
3	4 G.Rea (GBR)	1.170
4	2 P.Jacobsen (USA)	1.872
5	111 K.Smith (GBR)	4.585
6	1 K.Sofuoglu (TUR)	5.539
7	16 J.Cluzel (FRA)	16.849
8	21 R.Krummenacher (SU)	19.564
9	25 A.Baldolini (ITA)	20.012
10	64 F.Caricasulo (ITA)	23.954
11	88 N.Terol (ESP)	28.818
12	11 C.Gamarino (ITA)	31.390
13	44 R.Rolfo (ITA)	33.476

These data/results cannot be reproduced, stored and/or transmitted in whole or in part by any manner of electronic, mechanical, photocopying, recording, broadcasting or otherwise now known or herein after developed without the previous express consent by the copyright owner, except for reproduction in daily press and regular printed publications on sale to the public within 60 days of the event related to those data/results and always provided that copyright symbol appears together as follows below.

© DORNA WSBK ORGANIZATION Srl 2016





14	87 L.Zanetti (ITA)	37.302
15	81 L.Stapleford (GBR)	55.698
16	41 A.Wagner (AUS)	57.319
17	78 H.Okubo (JPN)	57.434
18	69 O.Jezek (CZE)	1'03.418
19	71 C.Bergman (SWE)	1'05.303
20	35 S.Hill (GBR)	1'29.818
21	83 L.Epis (AUS)	1'29.946
22	10 N.Calero (ESP)	1'54.625

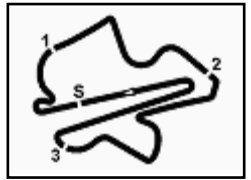
Lap 14

1	86 A.Badovini (ITA)	
2	63 Z.Khairuddin (MAS)	0.050
3	4 G.Rea (GBR)	0.980
4	2 P.Jacobsen (USA)	1.250
5	111 K.Smith (GBR)	5.035
6	1 K.Sofuoglu (TUR)	8.234
7	16 J.Cluzel (FRA)	17.802
8	21 R.Krummenacher (SU)	20.300
9	25 A.Baldolini (ITA)	21.563
10	64 F.Caricasulo (ITA)	26.285
11	11 C.Gamarino (ITA)	34.528
12	44 R.Rolfo (ITA)	36.763
13	87 L.Zanetti (ITA)	41.450
14	81 L.Stapleford (GBR)	59.487
15	78 H.Okubo (JPN)	59.835
16	41 A.Wagner (AUS)	1'00.234
17	69 O.Jezek (CZE)	1'08.221
18	71 C.Bergman (SWE)	1'10.306
19	83 L.Epis (AUS)	1'34.536
20	35 S.Hill (GBR)	1'35.852
21	10 N.Calero (ESP)	2'02.637

These data/results cannot be reproduced, stored and/or transmitted in whole or in part by any manner of electronic, mechanical, photocopying, recording, broadcasting or otherwise now known or herein after developed without the previous express consent by the copyright owner, except for reproduction in daily press and regular printed publications on sale to the public within 60 days of the event related to those data/results and always provided that copyright symbol appears together as follows below.

© DORNA WSBK ORGANIZATION Srl 2016





Malaysian Round, 13-14-15 May 2016

World Supersport - Best Sector & Speed Race

Sepang International Circuit 5.543 m

Results

Pos	Rank	Name	Motorcycle	Laps
1	86	A. BADOVINI	Honda CBR600RR	14
2	63	Z. KHAIRUDDIN	Kawasaki ZX-6R	0.050
3	4	G. REA	MV Austa F3 675	0.980
4	2	P. JACOBSEN	Honda CBR600RR	1.250
5	111	K. SMITH	Honda CBR600RR	5.035
6	1	K. SOFUOGLU	Kawasaki ZX-6R	8.234
7	16	J. CLUZEL	MV Austa F3 675	17.802
8	21	R. KRUMMENACHER	Kawasaki ZX-6R	20.300
9	25	A. BALDOLINI	MV Austa F3 675	21.563
10	64	F. CARICASULO	Honda CBR600RR	26.285
11	11	C. GAMARINO	Kawasaki ZX-6R	34.528
12	44	R. ROLFO	MV Austa F3 675	36.763
13	87	L. ZANETTI	MV Austa F3 675	41.450
14	81	L. STAPLEFORD	Triumph Daytona 675	59.487
15	78	H. OKUBO	Honda CBR600RR	59.835
16	41	A. WAGNER	MV Austa F3 675	1'00.234
17	69	O. JEZEK	Kawasaki ZX-6R	1'08.221
18	71	C. BERGMAN	Honda CBR600RR	1'10.306
19	83	L. EPIS	Kawasaki ZX-6R	1'34.536
20	35	S. HILL	Honda CBR600RR	1'35.852
21	10	N. CALERO	Kawasaki ZX-6R	2'02.637
RET	88	N. TEROL	MV Austa F3 675	1 Lap
RET	19	K. WAHR	Honda CBR600RR	13 Laps

Top Speeds

Pos	Rank	Name	Motorcycle	Speed
1	2	P. JACOBSEN	Honda CBR600RR	258.1
2	16	J. CLUZEL	MV Austa F3 675	257.5
3	87	L. ZANETTI	MV Austa F3 675	255.7
4	63	Z. KHAIRUDDIN	Kawasaki ZX-6R	255.1
5	1	K. SOFUOGLU	Kawasaki ZX-6R	255.1
6	111	K. SMITH	Honda CBR600RR	255.1
7	64	F. CARICASULO	Honda CBR600RR	254.5
8	69	O. JEZEK	Kawasaki ZX-6R	254.5
9	21	R. KRUMMENACHER	Kawasaki ZX-6R	253.3
10	11	C. GAMARINO	Kawasaki ZX-6R	253.3
11	88	N. TEROL	MV Austa F3 675	253.3
12	4	G. REA	MV Austa F3 675	252.7
13	25	A. BALDOLINI	MV Austa F3 675	252.1
14	41	A. WAGNER	MV Austa F3 675	251.5
15	78	H. OKUBO	Honda CBR600RR	251.5
16	44	R. ROLFO	MV Austa F3 675	251.5
17	71	C. BERGMAN	Honda CBR600RR	250.9
18	86	A. BADOVINI	Honda CBR600RR	249.8
19	81	L. STAPLEFORD	Triumph Daytona 675	249.8
20	10	N. CALERO	Kawasaki ZX-6R	249.2
21	83	L. EPIS	Kawasaki ZX-6R	248.6
22	35	S. HILL	Honda CBR600RR	243.6

Seg. 1		Seg. 2		Seg. 3		Seg. 4		Seg. 5						
1	81 L. STAPLEFORD	5.285	1	86 A. BADOVINI	21.839	1	2 P. JACOBSEN	34.150	1	111 K. SMITH	43.415	1	63 Z. KHAIRUDDIN	35.859
2	2 P. JACOBSEN	5.319	2	1 K. SOFUOGLU	21.861	2	16 J. CLUZEL	34.206	2	16 J. CLUZEL	43.419	2	16 J. CLUZEL	35.903
3	16 J. CLUZEL	5.360	3	16 J. CLUZEL	21.875	3	111 K. SMITH	34.259	3	2 P. JACOBSEN	43.466	3	64 F. CARICASULO	36.000
4	63 Z. KHAIRUDDIN	5.374	4	4 G. REA	21.956	4	86 A. BADOVINI	34.287	4	63 Z. KHAIRUDDIN	43.495	4	4 G. REA	36.010
5	64 F. CARICASULO	5.395	5	2 P. JACOBSEN	21.984	5	4 G. REA	34.377	5	4 G. REA	43.533	5	86 A. BADOVINI	36.032
6	11 C. GAMARINO	5.401	6	11 C. GAMARINO	21.989	6	1 K. SOFUOGLU	34.437	6	86 A. BADOVINI	43.599	6	2 P. JACOBSEN	36.073
7	1 K. SOFUOGLU	5.406	7	63 Z. KHAIRUDDIN	22.029	7	21 R. KRUMMENAC	34.450	7	21 R. KRUMMENAC	43.637	7	111 K. SMITH	36.149
8	4 G. REA	5.407	8	111 K. SMITH	22.076	8	64 F. CARICASULO	34.601	8	1 K. SOFUOGLU	43.963	8	78 H. OKUBO	36.261
9	78 H. OKUBO	5.411	9	69 O. JEZEK	22.094	9	63 Z. KHAIRUDDIN	34.636	9	64 F. CARICASULO	44.138	9	69 O. JEZEK	36.272
10	111 K. SMITH	5.412	10	25 A. BALDOLINI	22.103	10	44 R. ROLFO	34.637	10	25 A. BALDOLINI	44.145	10	21 R. KRUMMENAC	36.275
11	69 O. JEZEK	5.414	11	64 F. CARICASULO	22.131	11	25 A. BALDOLINI	34.696	11	11 C. GAMARINO	44.228	11	1 K. SOFUOGLU	36.277
12	87 L. ZANETTI	5.422	12	21 R. KRUMMENAC	22.172	12	88 N. TEROL	34.724	12	44 R. ROLFO	44.297	12	25 A. BALDOLINI	36.381
13	41 A. WAGNER	5.431	13	44 R. ROLFO	22.243	13	11 C. GAMARINO	34.851	13	88 N. TEROL	44.307	13	11 C. GAMARINO	36.418
14	88 N. TEROL	5.433	14	87 L. ZANETTI	22.255	14	69 O. JEZEK	34.989	14	78 H. OKUBO	44.442	14	81 L. STAPLEFORD	36.498
15	21 R. KRUMMENAC	5.442	15	71 C. BERGMAN	22.354	15	87 L. ZANETTI	35.005	15	81 L. STAPLEFORD	44.461	15	87 L. ZANETTI	36.516
16	71 C. BERGMAN	5.465	16	83 L. EPIS	22.420	16	41 A. WAGNER	35.018	16	41 A. WAGNER	44.471	16	44 R. ROLFO	36.630
17	86 A. BADOVINI	5.470	17	88 N. TEROL	22.583	17	78 H. OKUBO	35.220	17	69 O. JEZEK	44.526	17	41 A. WAGNER	36.718
18	25 A. BALDOLINI	5.481	18	41 A. WAGNER	22.608	18	81 L. STAPLEFORD	35.318	18	87 L. ZANETTI	44.558	18	88 N. TEROL	36.767
19	83 L. EPIS	5.484	19	81 L. STAPLEFORD	22.708	19	71 C. BERGMAN	35.440	19	71 C. BERGMAN	44.979	19	83 L. EPIS	36.820
20	44 R. ROLFO	5.492	20	78 H. OKUBO	22.826	20	83 L. EPIS	35.488	20	83 L. EPIS	45.190	20	71 C. BERGMAN	37.166
21	10 N. CALERO	5.544	21	35 S. HILL	22.899	21	35 S. HILL	35.626	21	35 S. HILL	45.595	21	10 N. CALERO	37.535
22	35 S. HILL	5.591	22	10 N. CALERO	22.925	22	10 N. CALERO	36.370	22	19 K. WAHR	46.694	22	35 S. HILL	37.573
						23	19 K. WAHR	36.896	23	10 N. CALERO	46.802			

15/05/2016

These data/results cannot be reproduced, stored and/or transmitted in whole or in part by any manner of electronic, mechanical, photocopying, recording, broadcasting or otherwise now known or herein after developed without the previous express consent by the copyright owner, except for reproduction in daily press and regular printed publications on sale to the public within 60 days of the event related to those data/results and always provided that copyright symbol appears together as follows below.

© DORNA WSBK ORGANIZATION Srl 2016

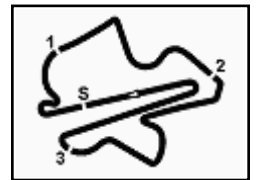
PIRELLA PERUGIA TIMING



Official Tyre Supplier



Official Timekeeper



Malaysian Round, 13-14-15 May 2016

World Supersport - Chronological Analysis Race

Sepang International Circuit 5.543 m

Start at 17:16'15.508

1 / 3

86 A. BADOVINI (2'21.636)								
Lap	Seg. 1	Seg. 2	Seg. 3	Seg. 4	Seg. 5	Lap Time	km/h	Local Time
1			35.602	44.892	36.320	2'31.574		17:18'47.082
2	5.487	22.500	34.710	44.577	36.552	2'23.826	246.9	17:21'10.908
3	5.470	22.650	34.624	44.754	36.411	2'23.909	248.6	17:23'34.817
4	5.474	22.085	34.987	44.511	36.146	2'23.203	249.2	17:25'58.020
5	5.494	21.957	34.388	43.862	36.097	2'21.798	249.8	17:28'19.818
6	5.526	22.137	34.443	43.599	36.349	2'22.054	245.8	17:30'41.872
7	5.516	22.361	34.651	43.854	36.255	2'22.637	246.9	17:33'04.509
8	5.521	22.098	34.402	43.721	36.188	2'21.930	248.6	17:35'26.439
9	5.541	22.020	34.343	44.091	36.154	2'22.149	248.6	17:37'48.588
10	5.513	22.064	34.487	43.697	36.241	2'22.002	249.2	17:40'10.590
11	5.518	21.954	34.287	43.765	36.112	2'21.636	249.2	17:42'32.226
12	5.541	22.237	34.671	43.928	36.146	2'22.523	248.0	17:44'54.749
13	5.549	21.839	34.706	43.813	36.032	2'21.939	247.5	17:47'16.688
14	5.527	21.940	34.580	43.665	36.052	2'21.764	247.5	17:49'38.452

63 Z. KHAIRUDDIN (2'21.752)								
Lap	Seg. 1	Seg. 2	Seg. 3	Seg. 4	Seg. 5	Lap Time	km/h	Local Time
1			35.384	45.009	36.531	2'30.731		17:18'46.239
2	5.396	22.029	35.106	44.694	36.053	2'23.278	253.9	17:21'09.517
3	5.463	22.286	34.890	44.262	36.141	2'23.042	251.5	17:23'32.559
4	5.446	22.306	35.150	43.996	36.397	2'23.295	253.3	17:25'55.854
5	5.440	22.167	34.993	43.949	36.064	2'22.613	253.9	17:28'18.467
6	5.450	22.196	34.889	43.824	36.231	2'22.590	253.3	17:30'41.057
7	5.461	22.125	34.739	43.878	36.054	2'22.257	252.7	17:33'03.314
8	5.446	22.411	34.773	43.781	36.045	2'22.456	252.7	17:35'25.770
9	5.435	22.154	34.710	43.673	35.957	2'21.929	252.7	17:37'47.699
10	5.424	22.095	34.736	43.712	36.123	2'22.090	253.9	17:40'09.789
11	5.405	22.244	34.636	43.867	36.415	2'22.567	255.1	17:42'32.356
12	5.374	22.375	34.946	43.715	36.160	2'22.570	255.1	17:44'54.926
13	5.406	22.385	34.647	43.495	35.891	2'21.824	253.9	17:47'16.570
14	5.387	22.108	34.831	43.567	35.859	2'21.752	255.1	17:49'38.502

4 G. REA (2'21.574)								
Lap	Seg. 1	Seg. 2	Seg. 3	Seg. 4	Seg. 5	Lap Time	km/h	Local Time
1			35.237	44.786	36.333	2'29.465		17:18'44.973
2	5.513	22.706	35.326	44.782	36.527	2'24.854	249.2	17:21'09.827
3	5.443	22.327	34.797	44.399	36.313	2'23.279	252.7	17:23'33.106
4	5.444	22.484	34.954	43.967	36.284	2'23.133	252.1	17:25'56.239
5	5.430	22.176	34.836	44.397	36.835	2'23.674	252.7	17:28'19.913
6	5.407	22.254	34.669	43.810	36.163	2'22.303	251.5	17:30'42.216
7	5.426	22.417	34.675	43.867	36.166	2'22.551	252.1	17:33'04.767
8	5.423	22.308	34.519	43.843	36.010	2'22.103	250.9	17:35'26.870
9	5.444	22.054	34.502	43.828	36.182	2'22.010	252.1	17:37'48.800
10	5.442	22.207	34.612	43.643	36.225	2'22.129	250.3	17:40'11.009
11	5.431	22.136	34.510	43.641	36.202	2'21.920	252.1	17:42'32.929
12	5.425	21.991	34.858	43.801	36.297	2'22.372	251.5	17:44'55.301
13	5.448	22.191	34.717	43.996	36.205	2'22.557	251.5	17:47'17.858
14	5.438	21.956	34.377	43.533	36.270	2'21.574	252.1	17:49'39.432

2 P. JACOBSEN (2'21.142)								
Lap	Seg. 1	Seg. 2	Seg. 3	Seg. 4	Seg. 5	Lap Time	km/h	Local Time
1			35.289	45.288	36.733	2'31.821		17:18'47.329
2	5.382	22.892	34.967	44.737	36.587	2'24.565	241.4	17:21'11.894
3	5.408	23.017	34.896	44.240	36.217	2'23.778	241.9	17:23'35.672
4	5.382	22.477	34.588	44.213	36.221	2'22.881	247.5	17:25'58.553
5	5.368	22.497	34.514	43.835	36.138	2'22.352	248.6	17:28'20.905
6	5.376	22.430	34.502	43.733	36.143	2'22.184	245.8	17:30'43.089
7	5.341	22.410	34.506	43.985	36.296	2'22.538	244.1	17:33'05.627
8	5.329	22.284	34.572	43.946	36.392	2'22.523	251.5	17:35'28.150
9	5.369	22.188	34.605	44.118	36.260	2'22.540	255.7	17:37'50.690
10	5.319	22.115	34.636	43.901	36.497	2'22.468	258.1	17:40'13.158
11	5.368	21.984	34.541	44.105	36.178	2'22.176	258.1	17:42'35.334
12	5.363	22.225	34.471	43.486	36.217	2'21.762	257.5	17:44'57.096
13	5.360	22.033	34.447	43.492	36.132	2'21.464	256.9	17:47'18.560
14	5.351	22.102	34.150	43.466	36.073	2'21.142	255.7	17:49'39.702

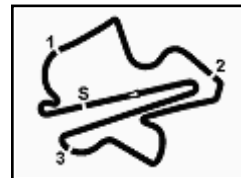
111 K. SMITH (2'22.214)								
Lap	Seg. 1	Seg. 2	Seg. 3	Seg. 4	Seg. 5	Lap Time	km/h	Local Time
1			35.313	44.610	36.219	2'30.932		17:18'46.440
2	5.434	22.868	34.742	44.606	36.392	2'24.042	252.7	17:21'10.482
3	5.491	22.854	34.498	44.019	36.295	2'23.157	250.9	17:23'33.639
4	5.466	22.705	34.463	44.082	36.149	2'22.865	252.1	17:25'56.504
5	5.432	22.358	34.529	44.024	36.350	2'22.693	252.7	17:28'19.197
6	5.521	22.369	34.281	43.728	36.591	2'22.490	248.6	17:30'41.687
7	5.509	22.372	34.629	43.716	36.408	2'22.634	249.2	17:33'04.321

8	5.513	22.367	34.617	44.547	36.742	2'23.786	250.3	17:35'28.107
9	5.440	22.589	34.581	44.182	36.878	2'23.670	252.1	17:37'51.777
10	5.504	22.357	34.430	43.415	36.536	2'22.242	252.7	17:40'14.019
11	5.446	22.484	34.347	43.856	36.489	2'22.622	253.9	17:42'36.641
12	5.450	22.142	34.367	43.764	36.539	2'22.262	253.9	17:44'58.903
13	5.412	22.213	34.376	44.053	36.316	2'22.370	255.1	17:47'21.273
14	5.463	22.076	34.259	43.847	36.569	2'22.214	253.3	17:49'43.487

1 K. SOFUOLU (2'22.248)								
Lap	Seg. 1	Seg. 2	Seg. 3	Seg. 4	Seg. 5	Lap Time	km/h	Local Time
1			35.458	44.911	36.589	2'30.596		17:18'46.104
2	5.501	22.602	35.126	44.518	36.897	2'24.644	250.3	17:21'10.748
3	5.440	22.284	34.911	44.645	36.552	2'23.832	253.9	17:23'34.580
4	5.490	22.318	34.796	44.221	36.277	2'23.102	250.9	17:25'57.682
5	5.484	21.975	34.714	44.326	36.296	2'22.795	252.1	17:28'20.477
6	5.474	22.240	34.486	43.970	36.308	2'22.478	251.5	17:30'42.955
7	5.453	22.095	34.530	43.633	36.437	2'22.478	252.7	17:33'05.433
8	5.470	22.075	34.579	44.039	36.296	2'22.459	252.7	17:35'22.892
9	5.480	22.138	34.649	43.988	36.358	2'22.613	252.1	17:37'50.505
10	5.460	21.861	34.620	44.003	36.304	2'22.248	252.7	17:40'12.753
11	5.452	22.002	34.719	44.053	36.573	2'22.799	252.7	17:42'35.552
12	5.406	22.418	34.437	44.187	36.498	2'22.946	255.1	17:44'58.498
13	5.453	22.038	34.740	44.019	37.479	2'23.729	252.7	17:47'22.927
14	5.459	22.646	34.800	44.445	37.109	2'24.459	252.7	17:49'46.686

16 J. CLUZEL (2'21.403)								
Lap	Seg. 1	Seg. 2	Seg. 3	Seg. 4	Seg. 5	Lap Time	km/h	Local Time
1			37.520	46.312	37.332	2'35.972		17:18'51.480
2	5.468	23.298	36.098	45.915	37.522	2'28.301	253.3	17:21'19.781
3	5.394	22.944	35.777	45.346	37.187	2'26.648	253.9	17:23'46.429
4	5.388	22.953	35.406	44.820	36.644	2'25.211	256.3	17:26'11.640
5	5.378	22.494	35.166	44.222	36.417	2'23.877	257.5	17:28'35.517
6	5.360	22.557	35.262	45.441	36.391	2'25.011	254.5	17:31'00.528
7	5.389	22.079	34.599	43.735	36.327	2'22.129	256.3	17:33'22.657
8	5.390	22.162	34.368	43.842	35.903	2'21.665	255.7	17:35'44.322
9	5.408	21.875	34.333	43.419	36.368	2'21.403	254.5	17:38'05.725
10	5.376	21.997	34.206	44.137	36.094	2'21.810	255.7	17:40'27.535
11	5.384	22.153	34.564	43.904	36.171	2'22.176	256.9	17:42'49.711
12	5.400	21.989	34.513	43.439	36.330	2'21.671	256.3	17:45'11.382
13	5.391	21.940	34.736	43.811	36.277	2'22.155	256.9	17:47'33.537
14	5.368	22.338	35.007	43.733	36.271	2'22.717	257.5	17:49'56.254

21 R. KRUMMENACHER (2'22.395)								
Lap	Seg. 1	Seg. 2	Seg. 3	Seg. 4	Seg. 5	Lap Time	km/h	Local Time
1			37.276	46.452	37.112	2'36.172		17:18'51.680
2	5.535	23.297	35.871	45.007	37.179	2'26.889	242.5	17:21'18.569
3	5.506	22.852	35.393	45.204				



Malaysian Round, 13-14-15 May 2016

World Supersport - Chronological Analysis Race

Sepang International Circuit 5.543 m

Start at 17:16'15.508

2 / 3

Lap	Seg. 1	Seg. 2	Seg. 3	Seg. 4	Seg. 5	Lap Time	km/h	Local Time
1								
2	5.395	23.444	37.209	46.775	37.413	2'37.077		17:18'52.585
3	5.397	22.752	35.449	44.696	36.436	2'24.730	252.7	17:21'19.053
4	5.420	22.335	35.247	44.980	36.698	2'24.680	246.3	17:23'43.783
5	5.421	22.727	35.501	45.745	36.967	2'26.361	254.5	17:26'08.463
6	5.396	22.746	35.033	44.497	36.230	2'23.902	249.8	17:28'34.824
7	5.447	22.353	34.959	44.138	36.000	2'22.897	252.7	17:30'58.726
8	5.412	22.310	34.816	44.442	36.345	2'23.325	254.5	17:33'21.623
9	5.436	22.131	34.622	44.508	36.180	2'22.877	253.9	17:35'44.948
10	5.398	22.143	34.601	44.413	36.503	2'23.058	253.3	17:38'07.825
11	5.424	22.207	34.847	44.165	36.481	2'23.124	253.9	17:40'30.883
12	5.415	22.276	34.955	44.481	36.207	2'23.334	253.9	17:42'54.007
13	5.397	22.390	34.804	44.359	36.351	2'23.301	254.5	17:45'17.341
14	5.406	22.252	35.143	44.736	36.558	2'24.095	253.3	17:47'40.642

11 C. GAMARINO (2'23.119)

Lap	Seg. 1	Seg. 2	Seg. 3	Seg. 4	Seg. 5	Lap Time	km/h	Local Time
1								
2	5.513	23.549	37.296	46.974	37.677	2'38.077		17:18'53.585
3	5.507	22.811	35.617	45.072	36.636	2'25.643	249.2	17:21'21.937
4	5.479	22.523	35.389	44.698	36.598	2'24.687	249.2	17:23'47.580
5	5.453	22.316	34.864	44.664	36.736	2'24.033	252.1	17:26'12.267
6	5.503	22.284	35.147	45.224	36.508	2'24.666	250.9	17:28'36.300
7	5.401	22.288	34.904	44.228	36.687	2'23.508	253.3	17:31'00.966
8	5.472	21.989	34.851	44.389	36.418	2'23.119	251.5	17:33'24.474
9	5.487	22.067	35.103	44.916	36.497	2'24.070	251.5	17:35'47.593
10	5.479	22.723	35.395	44.863	36.470	2'24.930	250.3	17:38'11.663
11	5.478	22.191	34.940	44.660	36.451	2'23.720	251.5	17:40'36.593
12	5.466	22.121	35.069	44.408	36.499	2'23.563	252.7	17:43'00.313
13	5.460	22.562	35.135	44.611	36.434	2'24.202	252.7	17:45'23.876
14	5.465	22.246	35.442	44.956	36.793	2'24.902	252.1	17:47'48.078

44 R. ROLFO (2'23.767)

Lap	Seg. 1	Seg. 2	Seg. 3	Seg. 4	Seg. 5	Lap Time	km/h	Local Time
1								
2	5.537	23.327	37.230	46.717	37.926	2'37.463		17:18'52.971
3	5.505	22.838	35.719	44.650	37.231	2'25.943	249.2	17:21'19.837
4	5.547	22.787	34.873	44.738	36.891	2'24.836	249.8	17:23'45.780
5	5.553	22.574	34.935	44.903	37.293	2'25.258	249.8	17:26'10.616
6	5.492	22.502	35.115	45.643	37.067	2'25.819	244.1	17:28'35.874
7	5.513	22.243	34.747	44.899	36.968	2'24.370	251.5	17:31'01.693
8	5.509	22.304	34.717	44.649	36.851	2'24.030	247.5	17:33'26.063
9	5.541	22.339	34.989	44.388	36.773	2'24.030	249.8	17:35'50.093
10	5.547	22.350	34.696	44.297	36.877	2'23.767	249.8	17:38'14.123
11	5.549	22.248	34.637	44.370	37.072	2'23.876	249.8	17:40'37.890
12	5.576	22.277	34.931	44.568	36.738	2'24.090	250.3	17:43'01.766
13	5.522	22.641	34.861	44.654	36.630	2'24.308	251.5	17:45'25.856
14	5.523	22.629	35.101	44.692	37.106	2'25.051	250.3	17:47'50.164

87 L. ZANETTI (2'24.203)

Lap	Seg. 1	Seg. 2	Seg. 3	Seg. 4	Seg. 5	Lap Time	km/h	Local Time
1								
2	5.486	23.171	37.031	46.899	37.076	2'36.972		17:18'52.480
3	5.521	22.589	35.449	44.850	36.516	2'24.925	249.2	17:21'18.238
4	5.498	22.638	35.278	44.928	36.915	2'25.257	249.8	17:23'43.163
5	5.490	22.610	35.454	45.724	37.074	2'26.352	251.5	17:26'08.420
6	5.469	22.553	35.873	45.652	36.588	2'26.135	249.2	17:28'34.772
7	5.422	22.255	35.419	44.970	36.722	2'24.788	255.7	17:31'00.907
8	5.479	22.386	35.554	44.849	36.542	2'24.810	252.1	17:33'25.695
9	5.427	22.477	35.319	44.580	36.823	2'24.626	255.1	17:35'50.505
10	5.453	22.507	35.005	44.558	36.680	2'24.203	254.5	17:38'15.131
11	5.449	22.577	35.347	44.838	36.744	2'24.955	253.3	17:40'39.334
12	5.455	22.492	35.260	44.910	36.717	2'24.834	255.7	17:43'04.289
13	5.448	22.457	35.268	45.042	36.652	2'24.867	254.5	17:45'29.123
14	5.483	22.703	35.828	45.106	36.792	2'25.912	252.7	17:47'53.990

81 L. STAPLEFORD (2'24.341)

Lap	Seg. 1	Seg. 2	Seg. 3	Seg. 4	Seg. 5	Lap Time	km/h	Local Time
1								
2	5.485	23.931	38.211	47.435	37.920	2'40.040		17:18'55.548
3	5.368	23.784	35.840	45.695	37.155	2'27.842	238.7	17:21'25.424
4	5.441	23.769	36.157	45.702	37.445	2'28.514	235.6	17:23'53.266
5	5.438	23.419	35.778	45.285	36.695	2'26.615	236.6	17:26'21.780
6	5.429	23.177	35.643	45.157	36.854	2'26.260	241.4	17:28'48.395
7	5.446	23.014	35.608	45.642	36.893	2'26.603	236.6	17:31'14.655
8	5.404	23.094	35.374	45.079	36.608	2'25.559	243.0	17:33'41.258
9	5.409	22.979	35.497	45.039	36.642	2'25.566	241.9	17:36'06.817
10	5.409	23.031	35.590	44.863	36.615	2'25.508	237.9	17:38'32.383
11	5.356	23.207	35.726	44.819	36.498	2'25.606	235.6	17:40'57.891

P = Pits In/Out - C = Lap-Time Cancelled

These data/results cannot be reproduced, stored and/or transmitted in whole or in part by any manner of electronic, mechanical, photocopying, recording, broadcasting or otherwise now known or herein after developed without the previous express consent by the copyright owner, except for reproduction in daily press and regular printed publications on sale to the public within 60 days of the event related to those data/results and always provided that copyright symbol appears together as follows below.

© DORNA WSBK ORGANIZATION Srl 2016

12	5.285	22.708	35.330	44.463	36.555	2'24.341	249.8	17:45'47.838
13	5.409	22.836	35.318	44.461	36.524	2'24.548	244.7	17:48'12.386
14	5.427	22.999	35.488	45.035	36.604	2'25.553	247.5	17:50'37.939

78 H. OKUBO (2'24.165)

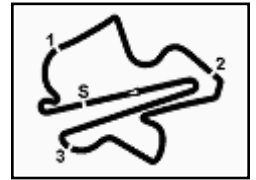
Lap	Seg. 1	Seg. 2	Seg. 3	Seg. 4	Seg. 5	Lap Time	km/h	Local Time
1								
2	5.533	24.071	37.406	47.832	37.965	2'39.463		17:18'54.971
3	5.432	23.072	35.596	45.629	37.523	2'26.882	251.5	17:21'25.288
4	5.488	22.939	35.944	45.337	37.391	2'27.399	248.6	17:23'52.170
5	5.458	22.930	35.669	45.759	36.995	2'26.811	248.6	17:26'19.569
6	5.487	23.161	35.868	45.607	36.911	2'27.034	249.2	17:28'46.380
7	5.493	23.097	35.497	45.611	36.770	2'26.468	247.5	17:31'13.414
8	5.490	23.205	35.420	45.259	36.630	2'26.004	246.9	17:33'39.882
9	5.472	22.944	35.334	44.963	37.057	2'25.770	248.0	17:36'05.886
10	5.440	23.293	35.742	44.748	36.833	2'26.056	240.9	17:38'31.656
11	5.417	23.095	35.709	44.730	36.695	2'25.646	246.3	17:40'57.712
12	5.411	23.137	35.546	44.554	36.660	2'25.308	250.9	17:43'23.358
13	5.444	22.960	35.463	44.669	36.920	2'25.456	249.2	17:45'48.666
14	5.416	22.826	35.220	44.442	36.261	2'24.165	250.9	17:48'14.122

41 A. WAGNER (2'24.526)

Lap	Seg. 1	Seg. 2	Seg. 3	Seg. 4	Seg. 5	Lap Time	km/h	Local Time
1								
2	5.477	23.494	35.984	45.734	37.748	2'28.437	241.4	17:18'54.547
3	5.508	22.983	35.609	45.863	37.608	2'27.571	251.5	17:21'22.984
4	5.431	23.132	35.404	45.605	37.771	2'27.343	249.2	17:23'50.555
5	5.516	23.369	35.695	45.630	37.197	2'27.407	250.3	17:26'17.898
6	5.546	23.250	35.667	45.219	37.476	2'27.158	249.8	17:28'45.305
7	5.554	23.104	35.584	45.333	37.267	2'26.842	248.6	17:31'12.463
8	5.530	23.239	35.403	45.010	36.956	2'26.138	249.8	17:33'39.305
9	5.549	22.951	35.198	44.771	37.530	2'25.999	249.8	17:36'05.443
10	5.514	23.193	35.341	44.719	37.275	2'26.042	250.3	17:38'31.442
11	5.507	22.888	35.568	44.708	37.125	2'25.796	250.9	17:40'57.484
12	5.538	23.278	35.617	44.809	36.959	2'26.201	240.3	17:43'23.280
13	5.462	22.786	35.018	44.542	36.718	2'24.526	248.6	17:45'49.481
14	5.479	22.608	35.163	44.471	36.958	2'24.679	250.9	17:48'14.007

69 O. JEZEK (2'23.389)

Lap	Seg. 1	Seg. 2	Seg. 3	Seg. 4	Seg. 5	Lap Time	km/h	Local Time
1								



Malaysian Round, 13-14-15 May 2016

World Supersport - Chronological Analysis Race

Start at 17:16'15.508

5	5.539	23.832	37.180	47.474	37.351	2'31.376	245.2	17:29'07.580
6	5.592	22.925	36.041	46.113	37.173	2'27.844	246.3	17:31'35.424
7	5.605	22.788	35.852	45.989	37.489	2'27.723	245.2	17:34'03.147
8	5.635	23.076	36.077	46.376	37.215	2'28.379	244.1	17:36'31.526
9	5.592	22.872	36.138	46.619	37.266	2'28.487	245.8	17:39'00.013
10	5.612	22.942	35.730	46.068	37.404	2'27.756	245.2	17:41'27.769
11	5.581	22.730	35.758	45.953	37.180	2'27.202	246.9	17:43'54.971
12	5.569	22.526	35.576	45.190	36.820	2'25.681	247.5	17:46'20.652
13	5.547	22.420	35.488	45.360	37.167	2'25.982	248.6	17:48'46.634
14	5.484	22.661	35.825	45.361	37.023	2'26.354	248.6	17:51'12.988

35 S. HILL (2'27.382)

Lap	Seg. 1	Seg. 2	Seg. 3	Seg. 4	Seg. 5	Lap Time	km/h	Local Time
1			36.784	47.008	38.189	2'38.883		17:18'54.391
2	5.636	24.113	36.269	46.856	37.773	2'30.647	231.1	17:21'25.038
3	5.624	23.485	35.877	46.480	38.010	2'29.476	243.0	17:23'54.514
4	5.612	23.634	35.936	46.408	37.939	2'29.529	234.6	17:26'24.043
5	5.591	23.086	35.865	46.421	37.982	2'28.945	243.6	17:28'52.988
6	5.650	23.515	36.226	46.410	38.007	2'29.808	237.7	17:31'22.796
7	5.661	23.571	36.493	46.832	38.089	2'30.646	240.9	17:33'53.442
8	5.711	23.376	35.993	46.556	38.007	2'29.643	239.8	17:36'23.085
9	5.651	22.945	35.920	46.800	38.212	2'29.528	241.9	17:38'52.613
10	5.639	23.465	36.094	46.546	37.699	2'29.443	243.6	17:41'22.056
11	5.635	22.936	35.882	46.106	37.910	2'28.469	243.6	17:43'50.525
12	5.648	23.238	36.338	45.661	37.714	2'28.599	243.6	17:46'19.124
13	5.650	22.899	35.626	45.595	37.612	2'27.382	243.0	17:48'46.506
14	5.642	23.078	35.660	45.845	37.573	2'27.798	241.4	17:51'14.304

10 N. CALERO (2'29.776)

Lap	Seg. 1	Seg. 2	Seg. 3	Seg. 4	Seg. 5	Lap Time	km/h	Local Time
1			38.332	48.370	38.464	2'42.148		17:18'57.656
2	5.551	24.177	37.772	48.060	38.249	2'33.809	249.2	17:21'31.465
3	5.567	23.729	37.122	47.625	38.378	2'32.421	247.5	17:24'03.886
4	5.575	23.543	37.182	47.769	37.965	2'32.034	245.2	17:26'35.920
5	5.555	23.907	36.935	47.757	38.009	2'32.163	249.2	17:29'08.083
6	5.581	23.278	36.400	46.872	38.481	2'30.612	248.0	17:31'38.695
7	5.574	23.472	36.890	47.192	37.816	2'30.944	247.5	17:34'09.639
8	5.586	23.569	36.751	47.145	38.033	2'31.084	246.9	17:36'40.723
9	5.579	23.183	36.588	47.255	37.535	2'30.140	247.5	17:39'10.863
10	5.554	23.196	36.420	46.873	37.802	2'29.845	248.0	17:41'40.708
11	5.551	23.338	36.412	47.157	37.660	2'30.118	248.6	17:44'10.826
12	5.546	23.399	36.379	46.882	38.480	2'30.686	249.2	17:46'41.512
13	5.544	23.334	36.370	46.814	37.739	2'29.801	249.2	17:49'11.313
14	5.552	22.925	36.405	46.802	38.092	2'29.776	248.6	17:51'41.089

88 N. TEROL (2'23.943)

Lap	Seg. 1	Seg. 2	Seg. 3	Seg. 4	Seg. 5	Lap Time	km/h	Local Time
1			35.708	44.959	37.376	2'33.019		17:18'48.527
2	5.539	22.632	34.935	44.413	37.154	2'24.673	249.8	17:21'13.200
3	5.547	22.635	35.101	44.534	36.847	2'24.664	249.2	17:23'37.864
4	5.526	22.709	35.515	44.620	37.087	2'25.457	250.3	17:26'03.321
5	5.530	22.929	35.054	44.410	37.124	2'25.047	249.8	17:28'28.368
6	5.538	22.746	34.809	44.935	36.767	2'24.795	250.3	17:30'53.163
7	5.545	22.583	34.724	44.307	36.784	2'23.943	249.2	17:33'17.106
8	5.531	22.590	34.978	44.320	36.874	2'24.293	249.8	17:35'41.399
9	5.526	22.756	34.816	44.321	37.191	2'24.610	250.3	17:38'06.009
10	5.433	22.909	34.914	46.306	37.106	2'26.668	253.3	17:40'32.677
11	5.504	22.728	34.831	44.438	36.794	2'24.295	250.3	17:42'56.972
12	5.491	22.637	34.802	44.396	36.786	2'24.112	252.1	17:45'21.084
13	5.517	22.801	34.771	44.323	37.010	2'24.422	250.3	17:47'45.506

19 K. WAHR (40'39.999)

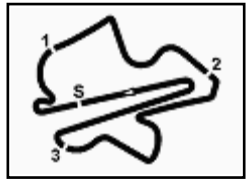
Lap	Seg. 1	Seg. 2	Seg. 3	Seg. 4	Seg. 5	Lap Time	km/h	Local Time
1			36.896	46.694	1'06.079	3'05.452 P		17:19'20.960

P = Pits In/Out - C = Lap-Time Cancelled

These data/results cannot be reproduced, stored and/or transmitted in whole or in part by any manner of electronic, mechanical, photocopying, recording, broadcasting or otherwise now known or herein after developed without the previous express consent by the copyright owner, except for reproduction in daily press and regular printed publications on sale to the public within 60 days of the event related to those data/results and always provided that copyright symbol appears together as follows below.

© DORNA WSBK ORGANIZATION Srl 2016

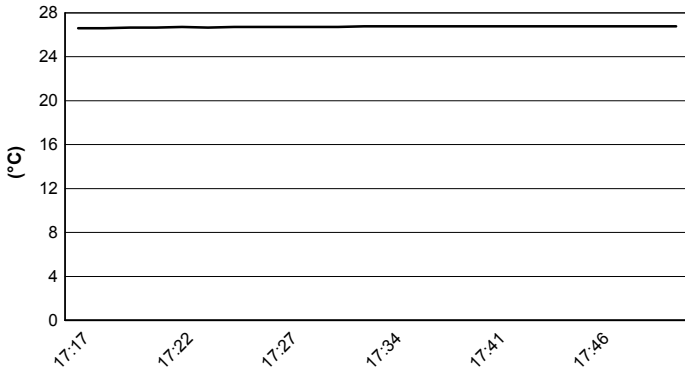




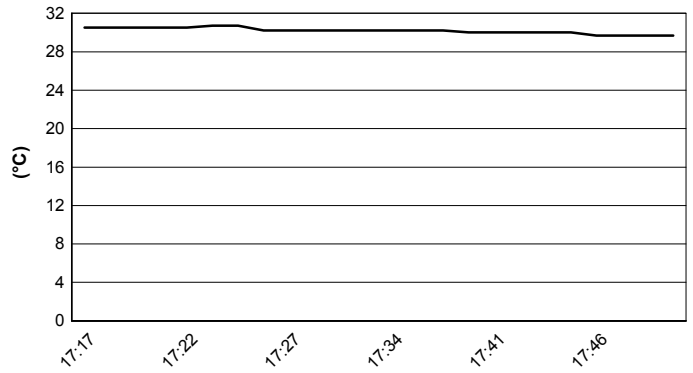
Malaysian Round, 13-14-15 May 2016
World Supersport - Weather Report Race

Session started 17:16 Session ended 17:52


Air Temperature



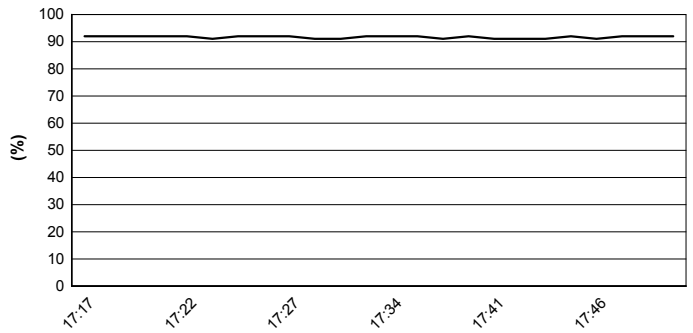
Track Temperature



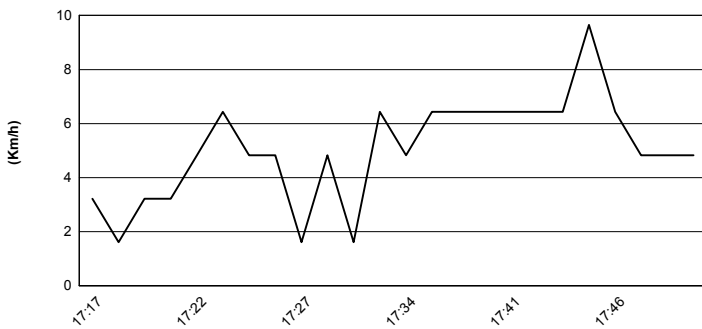
Air Pressure



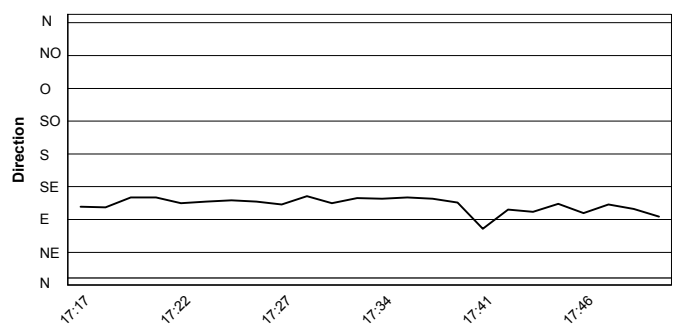
Humidity



Wind Speed

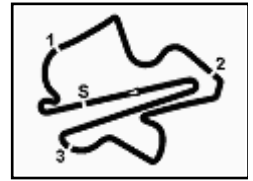


Wind Direction



These data/results cannot be reproduced, stored and/or transmitted in whole or in part by any manner of electronic, mechanical, photocopying, recording, broadcasting or otherwise now known or herein after developed without the previous express consent by the copyright owner, except for reproduction in daily press and regular printed publications on sale to the public within 60 days of the event related to those data/results and always provided that copyright symbol appears together as follows below.
 © DORNA WSBK ORGANIZATION Srl 2016





Malaysian Round, 13-14-15 May 2016

102/06

World Supersport - Championship Standings

Sepang International Circuit 5.543 km

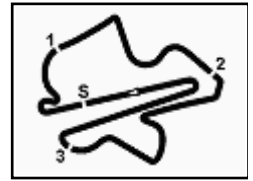
1 / 2

Points	Points From First	Points From Previous	Races															
			February 28 PHILLIP ISLAND	March 13 BURIRAM	April 3 ARAGON	April 17 ASSEN	May 1 IMOLA	May 15 SEPANG	May 29 DONINGTON PARK	June 19 MISANO	September 18 LAUSITZRING	October 2 MAGNY-COURS	October 16 JEREZ	October 28 LOSAIL				
1 SOFUOGLU Kenan (TUR)	96			20 4	25 2	16 2	25 1	10 1										
2 KRUMMENACHER Randy (SUI)	79 17		25 1	13 1	20 1	13 1		8 2										
3 CLUZEL Jules (FRA)	67 29 12			25 3	13 3		20 3	9 3										
4 SMITH Kyle (GBR)	57 39 10			11 12	5 10	25 3	5 4	11 4										
5 JACOBSEN Patrick (USA)	56 40 1		11 5	16 2			16 8	13 6										
6 REA Gino (GBR)	52 44 4		9 7	7 7		20 10		16 8										
7 BALDOLINI Alex (ITA)	51 45 1		10 6	10 4		11 7	13 5	7 7										
8 CARICASULO Federico (ITA)	48 48 3		20 2		9 4	5 6	8 7	6 8										
9 BADOVINI Ayrton (ITA)	41 55 7					9 18	7 16	25 9										
10 KHAIRUDDIN Zulfahmi (MAS)	40 56 1		3 13	9 11	8 7			20 13										
11 JEZEK Ondrej (CZE)	32 64 8		8 8	6 9	2 10	7 11	9 9											
12 TEROL Nicolas (ESP)	30 66 2		5 11		16 17	3 6	6 10											
13 GAMARINO Christian (ITA)	30 66 0		13 4		6 10	6 9		5 12										
14 ZACCONE Alessandro (ITA)	22 74 8					11 14	11 16											
15 ZANETTI Lorenzo (ITA)	21 75 1			8 13			10 19	3 15										
16 BASSANI Axel (ITA)	20 76 1					10 16	8 13	2 13										
17 WEST Anthony (AUS)	16 80 4		16 3															
18 MIKHALCHIK Illia (UKR)	16 80 0					3 23	10 15	3 16										
19 WAHR Kevin (GER)	15 81 1			4 19		7 14		4 19										
20 ROLFO Roberto (ITA)	12 84 3		7 9					1 20	4 20									
21 STAPLEFORD Luke (GBR)	8 88 4			2 20			4 23	2 23										
22 WAGNER Aiden (AUS)	7 89 1		6 10	1 14														
23 SCOTT Glenn (AUS)	7 89 0		4 12	3 14														
24 RYDE Kyle (GBR)	6 90 1					4 22	2 23											

First Line: Championship Standings - Second Line: Ranking Progression

These data/results cannot be reproduced, stored and/or transmitted in whole or in part by any manner of electronic, mechanical, photocopying, recording, broadcasting or otherwise now known or herein after developed without the previous express consent by the copyright owner, except for reproduction in daily press and regular printed publications on sale to the public within 60 days of the event related to those data/results and always provided that copyright symbol appears together as follows below.

© DORNA WSBK ORGANIZATION Srl 2016



Malaysian Round, 13-14-15 May 2016

World Supersport - Championship Standings

102/06

Sepang International Circuit 5.543 m

2 / 2

	Points	Points From First	Points From Previous	February 28	March 13	April 3	April 17	May 1	May 15	May 29	June 19	September 18	October 2	October 16	October 28			
				PHILLIP ISLAND	BURIRAM	ARAGON	ASSEN	IMOLA	SEPANG	DONINGTON PARK	MISANO	LAUSITZRING	MAGNY-COURS	JEREZ	LOSAIL			
25 KRAISART Decha (THA)	5	91	1		5 17	21	25	25	25									
26 PHILLIS Alex (AUS)	2	94	3	2 14	20	24	26	26	26									
27 OKUBO Hikari (JPN)	1	95	1						1 27									
28 TANGRE Cédric (FRA)	1	95	0				1 27	27	27									
29 CALERO Nacho (ESP)	1	95	0			1 26	27	27	27									
30 LEVY Mitch (AUS)	1	95	0	1 15	22	26	27	27	27									

First Line: Championship Standings - Second Line: Ranking Progression

These data/results cannot be reproduced, stored and/or transmitted in whole or in part by any manner of electronic, mechanical, photocopying, recording, broadcasting or otherwise now known or herein after developed without the previous express consent by the copyright owner, except for reproduction in daily press and regular printed publications on sale to the public within 60 days of the event related to those data/results and always provided that copyright symbol appears together as follows below.

© DORNA WSBK ORGANIZATION Srl 2016

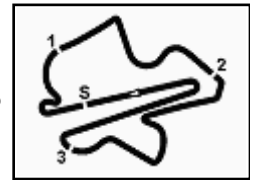
FIK R PERUGIA TIMING



Official Tyre Supplier



Official Timekeeper



Malaysian Round, 13-14-15 May 2016

World Supersport - Manufacturers Standings

Points	Points From First	Points From Previous	February 28	March 13	April 3	April 17	May 1	May 15	May 29	June 19	September 18	October 2	October 16	October 28			
			PHILLIP ISLAND	BURIRAM	ARAGON	ASSEN	IMOLA	SEPANG	DONINGTON PARK	MISANO	LAUSITZRING	MAGNY-COURS	JEREZ	LOSAIL			
1	KAWASAKI	131	25 1	20 1	25 1	16 1	25 1	20 1									
2	HONDA	111	20 2	16 2	9 3	25 3	16 3	25 2									
3	MV AGUSTA	107	24 4	4 3	25 2	16 2	20 2	20 3									
4	YAMAHA	27	104 3	80 4	16 4	5 4	4 4	2 4									
5	TRIUMPH	6	125 5	21			4 5	2 5									
6	SUZUKI	1	130 5				1 6	6 6									

First Line: Championship Standings - Second Line: Ranking Progression

These data/results cannot be reproduced, stored and/or transmitted in whole or in part by any manner of electronic, mechanical, photocopying, recording, broadcasting or otherwise now known or herein after developed without the previous express consent by the copyright owner, except for reproduction in daily press and regular printed publications on sale to the public within 60 days of the event related to those data/results and always provided that copyright symbol appears together as follows below.

© DORNA WSBK ORGANIZATION Srl 2016

FIK R PERUGIA TIMING



Official Tyre Supplier



Official Timekeeper



Malaysian Round, 13-14-15 May 2016

World Supersport - Pirelli Best Lap Award

Sepang International Circuit 5.543 m

Points	Points From First	Points From Previous	February 28	March 13	April 3	April 17	May 1	May 15	May 29	June 19	September 18	October 2	October 16	October 28	
			PHILLIP ISLAND	BURIRAM	ARAGON	ASSEN	IMOLA	SEPANG	DONINGTON PARK	MISANO	LAUSITZRING	MAGNY-COURS	JEREZ	LOSAIL	
Fastest Laps															
1	SMITH Kyle (GBR)	2		1		1									
2	SOFUOGLU Kenan (TUR)	1 1			1										
3	CLUZEL Jules (FRA)	1 1 0					1								
4	JACOBSEN Patrick (USA)	1 1 0						1							
5	ZANETTI Lorenzo (ITA)	1 1 0	1												

These data/results cannot be reproduced, stored and/or transmitted in whole or in part by any manner of electronic, mechanical, photocopying, recording, broadcasting or otherwise now known or herein after developed without the previous express consent by the copyright owner, except for reproduction in daily press and regular printed publications on sale to the public within 60 days of the event related to those data/results and always provided that copyright symbol appears together as follows below.

© DORNA WSBK ORGANIZATION Srl 2016

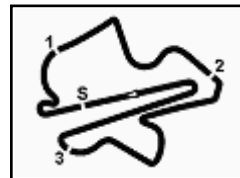
FIKR PERUGIA TIMING



Official Tyre Supplier



Official Timekeeper



Malaysian Round, 13-14-15 May 2016

World Supersport - Rider's Performance

Sepang International Circuit 5.543 m

Points	Points From First	Points From Previous	February 28 PHILLIP ISLAND		March 13 BURIRAM		April 3 ARAGON		April 17 ASSEN		May 1 IMOLA		May 15 SEPANG		May 29 DONINGTON PARK		June 19 MISANO		September 18 LAUSITZRING		October 2 MAGNY-COURS		October 16 JEREZ		October 28 LOSAIL									
			G	R	G	R	G	R	G	R	G	R	G	R	G	R	G	R	G	R	G	R	G	R	G	R	G	R	G	R	G	R	G	R
1	SOFUOGLU	96	1	Rt	3	2	1	1	3	3	2	1	1	6																				
2	KRUMMENACHER	79	17	3	1	2	4	2	2	1	4	4	2	8																				
3	CLUZEL	67	29	12	8	17	1	1	3	4	13	18	1	2	7	7																		
4	SMITH	57	39	10	10	Rt	6	5	18	11	6	1	14	11	15	5																		
5	JACOBSEN	56	40	1	2	5	4	3	4	Rt	4	Rt	3	3	4	4																		
6	REA	52	44	4	18	7	9	9	9	Rt	8	2	9	Rt	3	3																		
7	BALDOLINI	51	45	1	6	6	5	6	7	Rt	5	5	8	4	14	9																		
8	CARICASULO	48	48	3	4	2	15	17	16	7	20	11	7	8	11	10																		
9	BADOVINI	41	55	7							15	7	6	9	6	1																		
10	KHAIRUDDIN	40	56	1	17	13	13	7	17	8	22	20	11	26	5	2																		
11	JEZEK	32	64	8	14	8	17	10	20	14	7	9	10	7	9	17																		
12	GAMARINO	30	66	2	7	4	20	16	5	10	18	10	18	17	13	11																		
13	TEROL	30	66	0	11	11	8	Rt	8	3	14	13	13	10	10	Rt																		
14	ZACCONE	22	74	8					10	5	16	19	12	5																				
15	ZANETTI	21	75	1	5	Rt	16	8	6	Rt	9	29	5	6	12	13																		
16	BASSANI	20	76	1					12	6	24	8	17	14																				
17	WEST	16	80	4	13	3					12																							
18	MIKHALCHIK	16	80	0					15	13	11	6	20	13																				
19	WAHR	15	81	1	12		11	12	14	9	10	16	16	12	18	Rt																		
20	ROLFO	12	84	3	22	9	23	18	11	Rt	17	22	15	15	8	12																		
21	STAPLEFORD	8	88	4							2	12	37	19	17	14																		
22	WAGNER	7	89	1	16	10	21	15	22	Rt			21	18	21	16																		
23	SCOTT	7	89	0	20	12	18	13	35																									
24	RYDE	6	90	1	9	19	19	Rt	13	12	21	14	22	16																				
25	KRAISART	5	91	1			14	11																										
26	PHILLIS	2	94	3	23	14																												
27	TANGRE	1	95	1					29	Rt		15	31	27																				
28	CALERO	1	95	0	21	18	22	19	21	15		26	27	23	19	21																		
29	LEVY	1	95	0	24	15																												
30	OKUBO	1	95	0	19	Rt	12	20	27	16	27	24	26	20	16	15																		

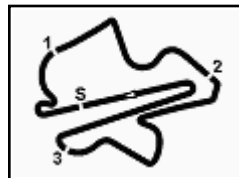
G = Grid - 1 = Race 1 - 2 = Race 2

Ns = Did Not Start - Rt = Retired - Ex = Excluded - Fl = Fallen

These data/results cannot be reproduced, stored and/or transmitted in whole or in part by any manner of electronic, mechanical, photocopying, recording, broadcasting or otherwise now known or herein after developed without the previous express consent by the copyright owner, except for reproduction in daily press and regular printed publications on sale to the public within 60 days of the event related to those data/results and always provided that copyright symbol appears together as follows below.

© DORNA WSBK ORGANIZATION Srl 2016





Malaysian Round, 13-14-15 May 2016

102/06

Sepang International Circuit 5.543 m

World Supersport - Best Laps & Speeds

1 / 2

No.	Rider		Best Lap		FP1		FP2		FP3		SP1		SP2		WU		RC				
	Nat	Bike	laps	speed	laps	speed	laps	speed	laps	speed	laps	speed	laps	speed	laps	speed	laps	speed			
1	1	SOFUOGLU Kenan	58	260	18	259	8	247	6	260	6	253	6	257	14	255	2'08.055	2'09.991	2'22.248		
	TUR	Kawasaki ZX-6R																			
2	21	KRUMMENACHER Randy	53	260	18	251	4	241	6	250	5	252	6	260	14	253	2'08.155	2'09.243	2'22.395		
	SUI	Kawasaki ZX-6R																			
3	4	REA Gino	58	262	18	253	8	247	6	258	6	257	6	262	14	253	2'08.410	2'11.121	2'21.574		
	GBR	MV Agusta F3 675																			
4	2	JACOBSEN Patrick	58	261	18	261	10	249	6	259	5	259	5	259	14	258	2'08.425	2'10.671	2'21.142		
	USA	Honda CBR600RR																			
5	63	KHAIRUDDIN Zulfahmi	56	261	17	259	8	251	6	261	5	261	6	261	14	255	2'08.475	2'11.096	2'21.752		
	MAS	Kawasaki ZX-6R																			
6	86	BADOVINI Ayrtton	46	259	10	254		5	255	6	253	5	256	6	259	14	250	2'08.771	2'09.775	2'21.636	
	ITA	Honda CBR600RR																			
7	16	CLUZEL Jules	56	262	16	262	8	251	6	261	6	258	6	261	14	257	2'09.259	2'10.141	2'21.403		
	FRA	MV Agusta F3 675																			
8	44	ROLFO Roberto	57	258	14	251	9	243	6	255	6	255	2	258	6	257	14	251	2'09.488	2'09.518	2'11.543
	ITA	MV Agusta F3 675																			
9	11	GAMARINO Christian	47	258	15	253		6	254	6	255		6	258	14	253	2'09.576	2'10.620	2'23.119		
	ITA	Kawasaki ZX-6R																			
10	69	JEZEK Ondrej	51	264	17	255	2	236	6	257	6	257	6	264	14	254	2'09.622	2'10.403	2'23.389		
	CZE	Kawasaki ZX-6R																			
11	88	TEROL Nicolas	54	259	16	257	8	245	6	259	5	253	6	259	13	253	2'09.458	2'10.170	2'23.943		
	ESP	MV Agusta F3 675																			
12	64	CARICASULO Federico	57	260	19	259	6	246	6	260	6	258	6	260	14	254	2'09.613	2'10.016	2'22.877		
	ITA	Honda CBR600RR																			
13	25	BALDOLINI Alex	48	262	12	259	4	250	6	260	6	254	6	262	14	252	2'09.370	2'10.510	2'23.014		
	ITA	MV Agusta F3 675																			
14	111	SMITH Kyle	55	256	17	256	9	250	6	254	6	255	3	254	14	255	2'09.862	2'12.019	2'22.214		
	GBR	Honda CBR600RR																			
15	78	OKUBO Hikari	60	261	17	255	11	237	6	256	6	257	6	261	14	251	2'10.029	2'10.656	2'24.165		
	JPN	Honda CBR600RR																			
16	81	STAPLEFORD Luke	56	260	16	254	8	224	6	257	6	260	6	259	14	250	2'10.043	2'11.557	2'24.341		
	GBR	Triumph Daytona 675																			
17	87	ZANETTI Lorenzo	54	261	15	258	8	244	6	257	5	257	6	261	14	256	2'10.278	2'11.695	2'24.203		
	ITA	MV Agusta F3 675																			
18	19	WAHR Kevin	25	257	12	251		1	256	6	255	6	257								
	GER	Honda CBR600RR																			
19	71	BERGMAN Christoffer	55	259	16	256	7	231	6	257	6	257	6	259	14	251	2'11.101	2'11.499	2'25.745		
	SWE	Honda CBR600RR																			
20	10	CALERO Nacho	56	259	17	254	8	242	6	253	6	257	5	259	14	249	2'11.118	2'13.245	2'29.776		
	ESP	Kawasaki ZX-6R																			

These data/results cannot be reproduced, stored and/or transmitted in whole or in part by any manner of electronic, mechanical, photocopying, recording, broadcasting or otherwise now known or herein after developed without the previous express consent by the copyright owner, except for reproduction in daily press and regular printed publications on sale to the public within 60 days of the event related to those data/results and always provided that copyright symbol appears together as follows below.

© DORNA WSBK ORGANIZATION Srl 2016

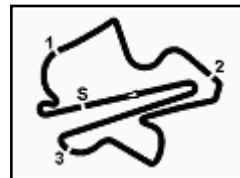
FICR PERUGIA TIMING



Official Tyre Supplier



Official Timekeeper



Malaysian Round, 13-14-15 May 2016

World Supersport - Best Laps & Speeds

No.	Rider		Best Lap		FP1		FP2		FP3		SP1		SP2		WU		RC	
	Nat	Bike	laps	speed	laps	speed	laps	speed	laps	speed	laps	speed	laps	speed	laps	speed	laps	speed
21	41 WAGNER Aiden		2'11.768		2'14.546		2'30.078		2'11.768		2'11.892		2'11.784		2'24.526			
	AUS	MV Agusta F3 675	58	259	15	252	11	246	6	256	6	258	6	259	14	251		
22	83 EPIS Lachlan		2'12.653		2'17.133		2'44.585		2'13.622		2'12.653		2'12.815		2'25.681			
	AUS	Kawasaki ZX-6R	54	254	17	250	6	222	6	250	6	254	5	254	14	249		
23	35 HILL Stefan		2'12.761		2'17.552		2'35.779		2'13.332		2'12.761		2'12.968		2'27.382			
	GBR	Honda CBR600RR	58	254	18	253	8	233	6	254	6	251	6	254	14	244		

15/05/2016

These data/results cannot be reproduced, stored and/or transmitted in whole or in part by any manner of electronic, mechanical, photocopying, recording, broadcasting or otherwise now known or herein after developed without the previous express consent by the copyright owner, except for reproduction in daily press and regular printed publications on sale to the public within 60 days of the event related to those data/results and always provided that copyright symbol appears together as follows below.

© DORNA WSBK ORGANIZATION Srl 2016

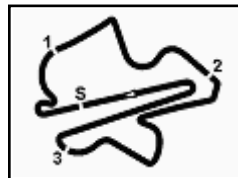
FICR PERUGIA TIMING



Official Tyre Supplier



Official Timekeeper



Malaysian Round, 13-14-15 May 2016

World Supersport - Race Winners

	2013	2014	2015	2016
01 Phillip Island GP Circuit	Sofuoglu K. (Tur) Kaw	Cluzel J. (Fra) Mva	Cluzel J. (Fra) Mva	Krummenacher R. (Sui) Kaw
02 Chang International			Wilairot R. (Tha) Hon	Cluzel J. (Fra) Mva
03 MotorLand Aragon	Foret F. (Fra) Kaw	Sofuoglu K. (Tur) Kaw	Sofuoglu K. (Tur) Kaw	Sofuoglu K. (Tur) Kaw
04 TT Circuit Assen	Lowes S. (Gbr) Yam	van der Mark M. (Ned) Hon	Sofuoglu K. (Tur) Kaw	Smith K. (Gbr) Hon
05 Imola Circuit	Sofuoglu K. (Tur) Kaw	Zanetti L. (Ita) Hon	Sofuoglu K. (Tur) Kaw	Sofuoglu K. (Tur) Kaw
06 Sepang International		van der Mark M. (Ned) Hon	Jacobsen P. (Usa) Hon	Badovini A. (Ita) Hon
07 Donington Park	Lowes S. (Gbr) Yam	van der Mark M. (Ned) Hon	Sofuoglu K. (Tur) Kaw	
08 Misano World Circuit		Cluzel J. (Fra) Mva	Cluzel J. (Fra) Mva	
10 Circuit de Nevers	Sofuoglu K. (Tur) Kaw	Cluzel J. (Fra) Mva	Jacobsen P. (Usa) Hon	
11 Circuito de Jerez	Lowes S. (Gbr) Yam	van der Mark M. (Ned) Hon	Sofuoglu K. (Tur) Kaw	
12 Losail International		van der Mark M. (Ned) Hon	Smith K. (Gbr) Hon	

2016

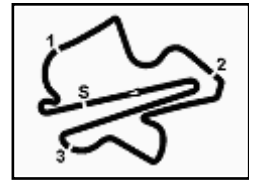
2 K. Sofuoglu
 1 A. Badovini
 1 J. Cluzel
 1 R. Krummenacher
 1 K. Smith

ALL TIMES

34 K. Sofuoglu	4 K. Curtain	1 L. Lanzi
16 F. Foret	4 C. Vermeulen	1 A. Badovini
12 S. Charpentier	3 I. MacPherson	1 Y. Tiberio
12 E. Laverty	3 C. Kellner	1 M. Roccoli
11 K. Muggeridge	3 L. Scassa	1 M. Pirro
11 J. Cluzel	3 J. Lascorz	1 G. Rea
8 S. Lowes	3 J. Rea	1 L. Zanetti
7 A. Pitt	2 R. Xaus	1 R. Wilairot
6 P. Casoli	2 J. Brookes	1 R.
6 K. Fujiwara	2 A. West	Krummenacher
6 S. Chambon	2 K. Smith	
6 J. Teuchert	2 P. Jacobsen	
6 B. Parkes	1 P. Bontempi	
6 C. Davies	1 P. Riba	
6 M. van der Mark	1 W. Zeelenberg	
5 C. Crutchlow	1 G. Nannelli	
4 J. Whitham	1 J. Vd Goorbergh	

These data/results cannot be reproduced, stored and/or transmitted in whole or in part by any manner of electronic, mechanical, photocopying, recording, broadcasting or otherwise now known or herein after developed without the previous express consent by the copyright owner, except for reproduction in daily press and regular printed publications on sale to the public within 60 days of the event related to those data/results and always provided that copyright symbol appears together as follows below.

© DORNA WSBK ORGANIZATION Srl 2016



Malaysian Round, 13-14-15 May 2016

World Supersport - Team Standings

Sepang International Circuit 5.543 m

	February 28 PHILLIP ISLAND	March 13 BURIRAM	April 3 ARAGON	April 17 ASSEN	May 1 IMOLA	May 15 SEPANG	May 29 DONINGTON PARK	June 19 MISANO	September 18 LAUSITZRING	October 2 MAGNY-COURS	October 16 JEREZ	October 28 LOSAIL
1 Kawasaki Puccetti Racing	175											
SOFUOGLU Kenan	96	20	25	16	25	10						
KRUMMENACHER Randy	79	25	13	20	13	8						
2 MV Agusta Reparto Corse	88											
CLUZEL Jules	67	25	13		20	9						
ZANETTI Lorenzo	21	8			10	3						
3 Gemar Balloons - Team Lorini	63											
BADOVINI Ayrton	41			9	7	25						
WAHR Kevin	15	4	7		4							
SCOTT Glenn	7	4	3									
4 Team GoEleven	62											
JEZEK Ondrej	32	8	6	2	7	9						
GAMARINO Christian	30	13		6	6	5						
5 CIA Landlord Insurance Honda	60											
SMITH Kyle	57		11	5	25	5	11					
STAPLEFORD Luke	2		2									
OKUBO Hikari	1					1						
6 GRT Racing Team	59											
REA Gino	52	9	7		20		16					
WAGNER Aiden	7	6	1									
7 Honda World Supersport Team	56											
JACOBSEN Patrick	56	11	16			16	13					
8 Race Department ATK#25	51											
BALDOLINI Alex	51	10	10		11	13	7					
9 Bardahl Evan Bros. Honda Racing	48											
CARICASULO Federico	48	20		9	5	8	6					
10 San Carlo Team Italia	42											
ZACCONE Alessandro	22			11		11						
BASSANI Axel	20			10	8	2						
11 Orelac Racing VerdNatura	41											
KHAIRUDDIN Zulfahmi	40	3	9	8		20						
CALERO Nacho	1			1								
12 Tribeca Racing	32											
WEST Anthony	32	16										
13 Schmidt Racing	30											
TEROL Nicolas	30	5		16	3	6						
14 DS Junior Team	16											
MIKHALCHIK Illia	16			3	10	3						
15 Team Factory Vamag	12											
ROLFO Roberto	12	7				1	4					
16 Profile Racing	6											
STAPLEFORD Luke	6				4		2					
17 Ranieri Med - SC Racing	6											
RYDE Kyle	6			4	2							
18 Yamaha Thailand Racing Team	5											
KRAISART Decha	5		5									
19 AARK Racing	2											
PHILLIS Alex	2	2										
20 Landbridge Racing	1											
LEVY Mitch	1	1										
21 Team Yohann Moto Sport	1											
TANGRE Cedric	1				1							

These data/results cannot be reproduced, stored and/or transmitted in whole or in part by any manner of electronic, mechanical, photocopying, recording, broadcasting or otherwise now known or herein after developed without the previous express consent by the copyright owner, except for reproduction in daily press and regular printed publications on sale to the public within 60 days of the event related to those data/results and always provided that copyright symbol appears together as follows below.

© DORNA WSBK ORGANIZATION Srl 2016

FICR PERUGIA TIMING



Official Tyre Supplier



Official Timekeeper