

Malaysian Round, 13-14-15 May 2016

World Supersport - Results Free Practice 3rd Session

Sepang International Circuit 5.543 m

1 / 2

No.	Rider	Nat	Team	Bike	Time	Gap	Rel.	Laps	Speed	
									Avg	Max
1	21 R. KRUMMENACHER	SUI	Kawasaki Puccetti Racing	Kawasaki ZX-6R	2'08.700			6	155,049	250,3
2	2 P. JACOBSEN	USA	Honda World Supersport Team	Honda CBR600RR	2'09.030	0.330	0.330	6	154,652	259,3
3	1 K. SOFUOGLU	TUR	Kawasaki Puccetti Racing	Kawasaki ZX-6R	2'09.158	0.458	0.128	6	154,499	260,0
4	25 A. BALDOLINI	ITA	Race Department ATK#25	MV Agusta F3 675	2'09.370	0.670	0.212	6	154,246	260,0
5	88 N. TEROL	ESP	Schmidt Racing	MV Agusta F3 675	2'09.458	0.758	0.088	6	154,141	258,7
6	16 J. CLUZEL	FRA	MV Agusta Reparto Corse	MV Agusta F3 675	2'09.601	0.901	0.143	6	153,971	260,6
7	86 A. BADOVINI	ITA	Gemar Balloons - Team Lorini	Honda CBR600RR	2'09.610	0.910	0.009	5	153,960	255,1
8	64 F. CARICASULO	ITA	Bardahl Evan Bros. Honda Racing	Honda CBR600RR	2'09.613	0.913	0.003	6	153,957	260,0
9	19 K. WAHR	GER	Gemar Balloons - Team Lorini	Honda CBR600RR	2'09.935	1.235	0.322	1	153,575	255,7
10	63 Z. KHAIRUDDIN	MAS	Orelac Racing VerdNatura	Kawasaki ZX-6R	2'10.125	1.425	0.190	6	153,351	260,6
11	4 G. REA	GBR	GRT Racing Team	MV Agusta F3 675	2'10.182	1.482	0.057	6	153,284	258,1
12	44 R. ROLFO	ITA	Team Factory Vamag	MV Agusta F3 675	2'10.606	1.906	0.424	6	152,786	255,1
13	111 K. SMITH	GBR	CIA Landlord Insurance Honda	Honda CBR600RR	2'10.685	1.985	0.079	6	152,694	253,9
14	69 O. JEZEK	CZE	Team GoEleven	Kawasaki ZX-6R	2'10.688	1.988	0.003	6	152,690	256,9
15	11 C. GAMARINO	ITA	Team GoEleven	Kawasaki ZX-6R	2'10.711	2.011	0.023	6	152,664	253,9
16	87 L. ZANETTI	ITA	MV Agusta Reparto Corse	MV Agusta F3 675	2'10.838	2.138	0.127	6	152,515	257,5
17	81 L. STAPLEFORD	GBR	Profile Racing	Triumph Daytona 675	2'11.300	2.600	0.462	6	151,979	257,5
18	41 A. WAGNER	AUS	GRT Racing Team	MV Agusta F3 675	2'11.768	3.068	0.468	6	151,439	255,7
19	71 C. BERGMAN	SWE	CIA Landlord Insurance Honda	Honda CBR600RR	2'12.110	3.410	0.342	6	151,047	256,9
20	78 H. OKUBO	JPN	CIA Landlord Insurance Honda	Honda CBR600RR	2'12.289	3.589	0.179	6	150,842	255,7
21	10 N. CALERO	ESP	Orelac Racing VerdNatura	Kawasaki ZX-6R	2'12.315	3.615	0.026	6	150,813	253,3
22	35 S. HILL	GBR	CIA Landlord Insurance Honda	Honda CBR600RR	2'13.332	4.632	1.017	6	149,662	253,9
23	83 L. EPIS	AUS	Response RE Racing	Kawasaki ZX-6R	2'13.622	4.922	0.290	6	149,338	250,3

AIR	Humidity:	74%	Temp:	31°C
TRACK	Condition:	Dry	Temp:	40°C

Lap Record:	2014 K.Coghlan	2'09.178	154,480	Km/h
Best Lap	2014 K.Sofuoglu	2'08.185	155,670	Km/h

These data/results cannot be reproduced, stored and/or transmitted in whole or in part by any manner of electronic, mechanical, photocopying, recording, broadcasting or otherwise now known or herein after developed without the previous express consent by the copyright owner, except for reproduction in daily press and regular printed publications on sale to the public within 60 days of the event related to those data/results and always provided that copyright symbol appears together as follows below.

© DORNA WSBK ORGANIZATION Srl 2016

Start	End	The results are provisional until the end of the time limit for protests and appeals
14/05/2016 11:15	11:32	and the completion of the technical checks.

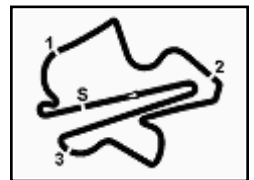
FICR PERUGIA TIMING



Official Tyre Supplier



Official Timekeeper


Malaysian Round, 13-14-15 May 2016
World Supersport - Results Free Practice 3rd Session

Session Highlights

11.15.05		Start
11.21.34	Wahr	Crashed - Turn 9
11.32.16		End Of Session

Fastest Laps Sequence

No.	Rider	Nat	Team	Bike	Local Time	Time	Gap	Avg
21	R. KRUMMENACHER	SUI	Kawasaki Puccetti Racing	Kawasaki ZX-6R	11:19'25.029	2'09.146		154,513
21	R. KRUMMENACHER	SUI	Kawasaki Puccetti Racing	Kawasaki ZX-6R	11:21'33.729	2'08.700	-0.446	155,049

These data/results cannot be reproduced, stored and/or transmitted in whole or in part by any manner of electronic, mechanical, photocopying, recording, broadcasting or otherwise now known or herein after developed without the previous express consent by the copyright owner, except for reproduction in daily press and regular printed publications on sale to the public within 60 days of the event related to those data/results and always provided that copyright symbol appears together as follows below.

© DORNA WSBK ORGANIZATION Srl 2016

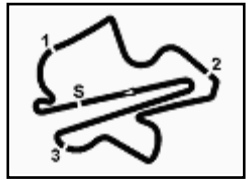
14/05/2016	Start 11:15	End 11:32	The results are provisional until the end of the time limit for protests and appeals and the completion of the technical checks.
------------	----------------	--------------	--

FKR PERUGIA TIMING


Official Tyre Supplier



Official Timekeeper



Malaysian Round, 13-14-15 May 2016

World Supersport - Best Sector & Speed Free Practice 3rd Session

Sepang International Circuit 5.543 m

Best Lap

1	21 R. KRUMMENACHER	Kawasaki ZX-6R	2'08.700
2	2 P. JACOBSEN	Honda CBR600RR	2'09.030
3	1 K. SOFUOGLU	Kawasaki ZX-6R	2'09.158
4	25 A. BALDOLINI	MV Austa F3 675	2'09.370
5	88 N. TEROL	MV Austa F3 675	2'09.458
6	16 J. CLUZEL	MV Austa F3 675	2'09.601
7	86 A. BADOVINI	Honda CBR600RR	2'09.610
8	64 F. CARICASULO	Honda CBR600RR	2'09.613
9	19 K. WAHR	Honda CBR600RR	2'09.935
10	63 Z. KHAIRUDDIN	Kawasaki ZX-6R	2'10.125
11	4 G. REA	MV Austa F3 675	2'10.182
12	44 R. ROLFO	MV Austa F3 675	2'10.606
13	111 K. SMITH	Honda CBR600RR	2'10.685
14	69 O. JEZEK	Kawasaki ZX-6R	2'10.688
15	11 C. GAMARINO	Kawasaki ZX-6R	2'10.711
16	87 L. ZANETTI	MV Austa F3 675	2'10.838
17	81 L. STAPLEFORD	Triumph Daytona 675	2'11.300
18	41 A. WAGNER	MV Austa F3 675	2'11.768
19	71 C. BERGMAN	Honda CBR600RR	2'12.110
20	78 H. OKUBO	Honda CBR600RR	2'12.289
21	10 N. CALERO	Kawasaki ZX-6R	2'12.315
22	35 S. HILL	Honda CBR600RR	2'13.332
23	83 L. EPIS	Kawasaki ZX-6R	2'13.622

Top Speeds

1	16 J. CLUZEL	MV Austa F3 675	260.6
2	63 Z. KHAIRUDDIN	Kawasaki ZX-6R	260.6
3	1 K. SOFUOGLU	Kawasaki ZX-6R	260.0
4	25 A. BALDOLINI	MV Austa F3 675	260.0
5	64 F. CARICASULO	Honda CBR600RR	260.0
6	2 P. JACOBSEN	Honda CBR600RR	259.3
7	88 N. TEROL	MV Austa F3 675	258.7
8	4 G. REA	MV Austa F3 675	258.1
9	87 L. ZANETTI	MV Austa F3 675	257.5
10	81 L. STAPLEFORD	Triumph Daytona 675	257.5
11	71 C. BERGMAN	Honda CBR600RR	256.9
12	69 O. JEZEK	Kawasaki ZX-6R	256.9
13	19 K. WAHR	Honda CBR600RR	255.7
14	78 H. OKUBO	Honda CBR600RR	255.7
15	41 A. WAGNER	MV Austa F3 675	255.7
16	44 R. ROLFO	MV Austa F3 675	255.1
17	86 A. BADOVINI	Honda CBR600RR	255.1
18	111 K. SMITH	Honda CBR600RR	253.9
19	11 C. GAMARINO	Kawasaki ZX-6R	253.9
20	35 S. HILL	Honda CBR600RR	253.9
21	10 N. CALERO	Kawasaki ZX-6R	253.3
22	21 R. KRUMMENACHER	Kawasaki ZX-6R	250.3
23	83 L. EPIS	Kawasaki ZX-6R	250.3

Seg. 1		Seg. 2		Seg. 3		Seg. 4		Seg. 5			
1	16 J. CLUZEL	5.254	1	21 R. KRUMMENAC	19.719	1	21 R. KRUMMENAC	39.007	1	64 F. CARICASULO	33.162
2	63 Z. KHAIRUDDIN	5.286	2	1 K. SOFUOGLU	19.792	2	1 K. SOFUOGLU	39.116	2	2 P. JACOBSEN	33.177
3	64 F. CARICASULO	5.290	3	25 A. BALDOLINI	19.883	3	86 A. BADOVINI	39.197	3	1 K. SOFUOGLU	33.248
4	2 P. JACOBSEN	5.297	4	88 N. TEROL	19.949	4	88 N. TEROL	39.314	4	21 R. KRUMMENAC	33.280
5	1 K. SOFUOGLU	5.313	5	16 J. CLUZEL	19.977	5	2 P. JACOBSEN	39.400	5	25 A. BALDOLINI	33.339
6	25 A. BALDOLINI	5.318	6	63 Z. KHAIRUDDIN	19.996	6	25 A. BALDOLINI	39.440	6	63 Z. KHAIRUDDIN	33.358
7	78 H. OKUBO	5.331	7	2 P. JACOBSEN	20.011	7	16 J. CLUZEL	39.452	7	16 J. CLUZEL	33.396
8	4 G. REA	5.338	8	69 O. JEZEK	20.024	8	19 K. WAHR	39.522	8	86 A. BADOVINI	33.398
9	88 N. TEROL	5.338	9	64 F. CARICASULO	20.051	9	64 F. CARICASULO	39.548	9	19 K. WAHR	33.402
10	11 C. GAMARINO	5.339	10	4 G. REA	20.064	10	63 Z. KHAIRUDDIN	39.588	10	69 O. JEZEK	33.426
11	86 A. BADOVINI	5.348	11	86 A. BADOVINI	20.150	11	44 R. ROLFO	39.628	11	87 L. ZANETTI	33.440
12	81 L. STAPLEFORD	5.352	12	44 R. ROLFO	20.161	12	11 C. GAMARINO	39.717	12	4 G. REA	33.461
13	41 A. WAGNER	5.354	13	111 K. SMITH	20.163	13	4 G. REA	39.818	13	111 K. SMITH	33.508
14	69 O. JEZEK	5.355	14	19 K. WAHR	20.168	14	111 K. SMITH	39.839	14	88 N. TEROL	33.523
15	71 C. BERGMAN	5.356	15	11 C. GAMARINO	20.188	15	69 O. JEZEK	39.853	15	81 L. STAPLEFORD	33.575
16	19 K. WAHR	5.366	16	87 L. ZANETTI	20.200	16	87 L. ZANETTI	39.949	16	44 R. ROLFO	33.592
17	87 L. ZANETTI	5.400	17	71 C. BERGMAN	20.332	17	81 L. STAPLEFORD	39.956	17	11 C. GAMARINO	33.701
18	35 S. HILL	5.400	18	10 N. CALERO	20.368	18	10 N. CALERO	40.059	18	41 A. WAGNER	33.782
19	111 K. SMITH	5.413	19	81 L. STAPLEFORD	20.407	19	41 A. WAGNER	40.308	19	78 H. OKUBO	33.886
20	44 R. ROLFO	5.422	20	41 A. WAGNER	20.444	20	78 H. OKUBO	40.361	20	71 C. BERGMAN	33.886
21	10 N. CALERO	5.439	21	83 L. EPIS	20.458	21	71 C. BERGMAN	40.390	21	83 L. EPIS	33.947
22	21 R. KRUMMENAC	5.479	22	78 H. OKUBO	20.463	22	35 S. HILL	40.569	22	35 S. HILL	33.977
23	83 L. EPIS	5.481	23	35 S. HILL	20.818	23	83 L. EPIS	41.247	23	10 N. CALERO	34.119

14/05/2016

These data/results cannot be reproduced, stored and/or transmitted in whole or in part by any manner of electronic, mechanical, photocopying, recording, broadcasting or otherwise now known or herein after developed without the previous express consent by the copyright owner, except for reproduction in daily press and regular printed publications on sale to the public within 60 days of the event related to those data/results and always provided that copyright symbol appears together as follows below.

© DORNA WSBK ORGANIZATION Srl 2016

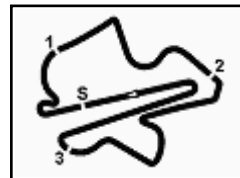
FICR PERUGIA TIMING



Official Tyre Supplier



Official Timekeeper



Malaysian Round, 13-14-15 May 2016

World Supersport - Ideal Times Free Practice 3rd Session

Sepang International Circuit 5.543 m

1 / 1

No. Rider	Nat	Bike	Seg. 1 Diff. 1	Seg. 2 Diff. 2	Seg. 3 Diff. 3	Seg. 4 Diff. 4	Seg. 5 Diff. 5	Ideal Time Best Lap	Pos.	Diff.
1 21 R. KRUMMENACHER	SUI	Kawasaki ZX-6R	5.479 0.026	19.719	31.021 0.002	39.007	33.280 0.166	2'08.506 2'08.700	1	0.194
2 2 P. JACOBSEN	USA	Honda CBR600RR	5.297 0.008	20.011	31.217 0.204	39.116	33.177	2'08.818 2'09.030	2	0.212
3 1 K. SOFUOGLU	TUR	Kawasaki ZX-6R	5.313 0.026	19.792 0.135	31.151	39.314	33.248 0.179	2'08.818 2'09.158	3	0.340
4 88 N. TEROL	ESP	MV Agusta F3 675	5.338 0.075	19.949 0.114	31.172 0.066	39.197	33.523 0.024	2'09.179 2'09.458	5	0.279
5 64 F. CARICASULO	ITA	Honda CBR600RR	5.290 0.083	20.051 0.210	31.399	39.400 0.010	33.162 0.008	2'09.302 2'09.613	8	0.311
6 25 A. BALDOLINI	ITA	MV Agusta F3 675	5.318 0.038	19.883 0.016	31.324	39.452	33.339	2'09.316 2'09.370	4	0.054
7 16 J. CLUZEL	FRA	MV Agusta F3 675	5.254 0.034	19.977	31.346 0.128	39.440	33.396 0.026	2'09.413 2'09.601	6	0.188
8 86 A. BADOVINI	ITA	Honda CBR600RR	5.348 0.006	20.150	31.160	39.548	33.398	2'09.604 2'09.610	7	0.006
9 63 Z. KHAIRUDDIN	MAS	Kawasaki ZX-6R	5.286 0.031	19.996	31.415	39.628 0.286	33.358 0.125	2'09.683 2'10.125	10	0.442
10 19 K. WAHR	GER	Honda CBR600RR	5.366 0.059	20.168	31.387 0.031	39.522	33.402	2'09.845 2'09.935	9	0.090
11 4 G. REA	GBR	MV Agusta F3 675	5.338	20.064	31.522 0.074	39.588	33.461 0.135	2'09.973 2'10.182	11	0.209
12 69 O. JEZEK	CZE	Kawasaki ZX-6R	5.355 0.031	20.024 0.146	31.649 0.102	39.949 0.006	33.426	2'10.403 2'10.688	14	0.285
13 111 K. SMITH	GBR	Honda CBR600RR	5.413 0.004	20.163 0.001	31.640 0.144	39.717	33.508 0.095	2'10.441 2'10.685	13	0.244
14 44 R. ROLFO	ITA	MV Agusta F3 675	5.422 0.030	20.161	31.434 0.128	39.839	33.592	2'10.448 2'10.606	12	0.158
15 87 L. ZANETTI	ITA	MV Agusta F3 675	5.400 0.068	20.200 0.146	31.684	39.818 0.082	33.440	2'10.542 2'10.838	16	0.296
16 11 C. GAMARINO	ITA	Kawasaki ZX-6R	5.339 0.076	20.188 0.002	31.478	39.853 0.074	33.701	2'10.559 2'10.711	15	0.152
17 81 L. STAPLEFORD	GBR	Triumph Daytona 675	5.352 0.022	20.407 0.050	31.765 0.026	39.956 0.059	33.575 0.088	2'11.055 2'11.300	17	0.245
18 41 A. WAGNER	AUS	MV Agusta F3 675	5.354 0.084	20.444	31.887	40.059 0.158	33.782	2'11.526 2'11.768	18	0.242
19 78 H. OKUBO	JPN	Honda CBR600RR	5.331 0.087	20.463 0.194	31.888 0.129	40.308	33.886 0.003	2'11.876 2'12.289	20	0.413
20 71 C. BERGMAN	SWE	Honda CBR600RR	5.356 0.023	20.332	31.970 0.182	40.361	33.886	2'11.905 2'12.110	19	0.205
21 10 N. CALERO	ESP	Kawasaki ZX-6R	5.439 0.008	20.368	31.850	40.390	34.119 0.141	2'12.166 2'12.315	21	0.149
22 35 S. HILL	GBR	Honda CBR600RR	5.400 0.038	20.818 0.069	31.980	40.569	33.977 0.481	2'12.744 2'13.332	22	0.588
23 83 L. EPIS	AUS	Kawasaki ZX-6R	5.481 0.051	20.458 0.227	32.100 0.103	41.247 0.008	33.947	2'13.233 2'13.622	23	0.389
Overall Ideal Time			5.254	19.719	31.021	39.007	33.162	2'08.163		

14/05/2016

These data/results cannot be reproduced, stored and/or transmitted in whole or in part by any manner of electronic, mechanical, photocopying, recording, broadcasting or otherwise now known or herein after developed without the previous express consent by the copyright owner, except for reproduction in daily press and regular printed publications on sale to the public within 60 days of the event related to those data/results and always provided that copyright symbol appears together as follows below.
© DORNA WSBK ORGANIZATION Srl 2016

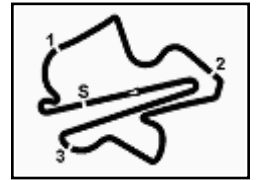
FICR PERUGIA TIMING



Official Tyre Supplier



Official Timekeeper



Malaysian Round, 13-14-15 May 2016

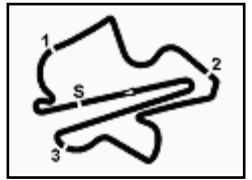
World Supersport - Chronological Analysis Free Practice 3rd Session

5	5.474	20.358	31.864	40.340	33.883	2'11.919	249.8	11:29'16.495
6	5.468	20.346	31.684	39.900	33.440	2'10.838	251.5	11:31'27.333
17° 81 L. STAPLEFORD (2'11.300)								
Lap	Seg. 1	Seg. 2	Seg. 3	Seg. 4	Seg. 5	Lap Time	km/h	Local Time
1			35.150	42.412	34.737			11:17'42.884
2	5.401	20.914	32.372	40.950	34.288	2'13.925	253.3	11:19'56.809
3	5.384	20.828	32.032	40.510	33.827	2'12.581	253.3	11:22'09.390
4	5.380	20.407	31.765	40.254	33.941	2'11.747	255.1	11:24'21.137
5	5.374	20.457	31.791	40.015	33.663	2'11.300	255.7	11:26'32.437
6	5.352	20.611	33.403	42.254	34.419	2'16.039	257.5	11:28'48.476
6	5.365	20.729	31.831	39.956	33.575	2'11.456	254.5	11:30'59.932
18° 41 A. WAGNER (2'11.768)								
Lap	Seg. 1	Seg. 2	Seg. 3	Seg. 4	Seg. 5	Lap Time	km/h	Local Time
1			33.192	40.926	34.488			11:17'17.080
2	5.423	20.539	32.294	40.059	34.186	2'12.501	255.7	11:19'29.581
3	5.354	20.851	32.001	40.786	34.167	2'13.159	248.0	11:21'42.740
4	5.439	20.822	34.296	40.592	34.010	2'15.159	253.9	11:23'57.899
5	5.452	20.910	36.606	41.658	34.174	2'18.800	253.9	11:26'16.699
6	5.461	20.598	33.459	50.679	34.053	2'24.250	252.7	11:28'40.949
6	5.438	20.444	31.887	40.217	33.782	2'11.768	254.5	11:30'52.717
19° 71 C. BERGMAN (2'12.110)								
Lap	Seg. 1	Seg. 2	Seg. 3	Seg. 4	Seg. 5	Lap Time	km/h	Local Time
1			35.095	42.206	34.923			11:17'30.841
2	5.417	20.759	32.731	40.715	34.219	2'13.841	253.9	11:19'44.682
3	5.404	20.663	32.120	40.387	34.381	2'12.955	253.9	11:21'57.637
4	5.393	20.456	32.981	41.638	36.374	2'16.842	254.5	11:24'14.479
5	5.368	20.524	32.266	40.741	34.186	2'13.085	256.9	11:26'27.564
6	5.356	20.427	31.970	40.478	34.173	2'12.404	256.9	11:28'39.968
6	5.379	20.332	32.152	40.361	33.886	2'12.110	255.1	11:30'52.078
20° 78 H. OKUBO (2'12.289)								
Lap	Seg. 1	Seg. 2	Seg. 3	Seg. 4	Seg. 5	Lap Time	km/h	Local Time
1			34.200	42.365	34.975			11:17'25.429
2	5.433	21.070	32.355	40.589	33.886	2'13.333	252.1	11:19'38.762
3	5.414	20.463	31.980	41.301	34.119	2'13.277	253.3	11:21'52.039
4	5.331	25.658	33.222	41.500	36.267	2'21.978	255.7	11:24'14.017
5	5.395	20.849	32.099	40.772	34.049	2'13.164	254.5	11:26'27.181
6	5.412	20.671	31.888	40.460	33.924	2'12.355	253.3	11:28'39.536
6	5.418	20.657	32.017	40.308	33.889	2'12.289	253.3	11:30'51.825
21° 10 N. CALERO (2'12.315)								
Lap	Seg. 1	Seg. 2	Seg. 3	Seg. 4	Seg. 5	Lap Time	km/h	Local Time
1			34.474	41.753	34.608			11:18'14.077
2	5.439	20.774	32.147	40.890	34.257	2'13.507	250.9	11:20'27.584
3	5.449	20.429	31.928	40.468	34.534	2'12.808	252.7	11:22'40.392
4	5.446	20.401	32.090	40.530	34.248	2'12.715	252.7	11:24'53.107
5	5.452	20.849	32.045	40.587	34.119	2'13.052	253.3	11:27'06.159
6	5.449	24.407	36.728	40.555	34.194	2'21.333	253.3	11:29'27.492
6	5.447	20.368	31.850	40.390	34.260	2'12.315	253.3	11:31'39.807
22° 35 S. HILL (2'13.332)								
Lap	Seg. 1	Seg. 2	Seg. 3	Seg. 4	Seg. 5	Lap Time	km/h	Local Time
1			34.134	42.660	34.568			11:17'31.097
2	5.478	20.836	32.899	40.837	34.089	2'14.139	249.2	11:19'45.236
3	5.438	20.887	31.980	40.569	34.458	2'13.332	251.5	11:21'58.568
4	5.432	20.818	32.397	41.201	34.665	2'14.513	252.7	11:24'13.081
5	5.458	21.034	32.607	41.528	34.113	2'14.740	251.5	11:26'27.821
6	5.400	21.050	32.370	40.907	33.977	2'13.704	253.3	11:28'41.525
6	5.410	21.035	32.305	40.878	34.387	2'14.015	253.9	11:30'55.540
23° 83 L. EPIS (2'13.622)								
Lap	Seg. 1	Seg. 2	Seg. 3	Seg. 4	Seg. 5	Lap Time	km/h	Local Time
1			34.315	43.005	34.550			11:17'21.450
2	5.481	20.973	33.212	41.708	34.288	2'15.662	250.3	11:19'37.112
3	5.509	20.640	32.407	41.885	34.327	2'14.768	248.6	11:21'51.880
4	5.530	20.931	32.573	41.512	34.139	2'14.685	246.9	11:24'06.565
5	5.532	20.685	32.203	41.255	33.947	2'13.622	247.5	11:26'20.187
6	5.509	20.560	32.291	41.247	34.337	2'13.944	249.2	11:28'34.131
6	5.534	20.458	32.100	41.426	34.443	2'13.961	247.5	11:30'48.092

P = Pits In/Out - C = Lap-Time Cancelled

These data/results cannot be reproduced, stored and/or transmitted in whole or in part by any manner of electronic, mechanical, photocopying, recording, broadcasting or otherwise now known or herein after developed without the previous express consent by the copyright owner, except for reproduction in daily press and regular printed publications on sale to the public within 60 days of the event related to those data/results and always provided that copyright symbol appears together as follows below.


© DORNA WSBK ORGANIZATION Srl 2016



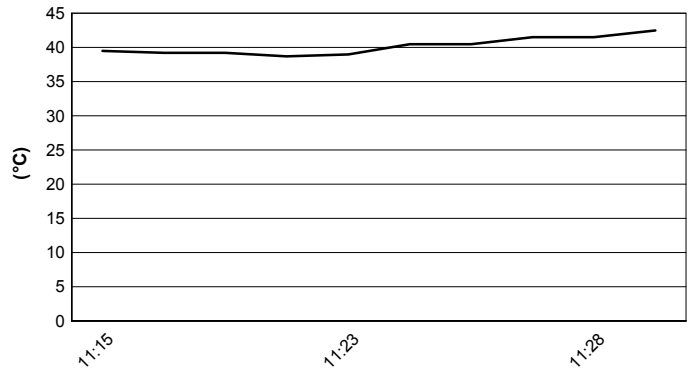
Session started 11:15

Session ended 11:32


Air Temperature




Track Temperature



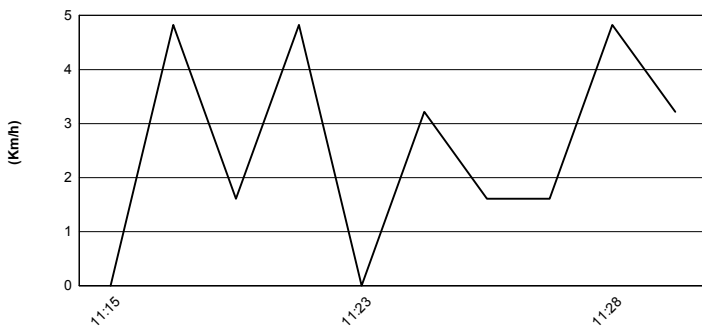
Air Pressure



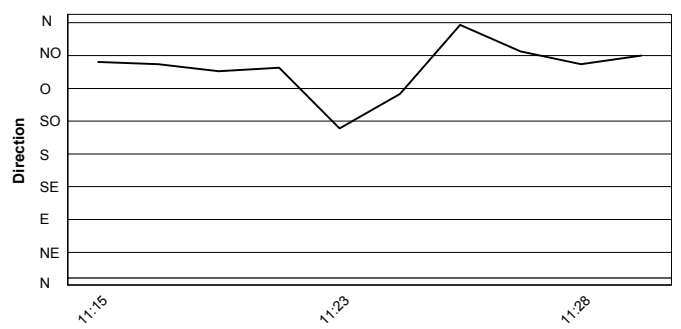
Humidity



Wind Speed



Wind Direction



These data/results cannot be reproduced, stored and/or transmitted in whole or in part by any manner of electronic, mechanical, photocopying, recording, broadcasting or otherwise now known or herein after developed without the previous express consent by the copyright owner, except for reproduction in daily press and regular printed publications on sale to the public within 60 days of the event related to those data/results and always provided that copyright symbol appears together as follows below.
© DORNA WSBK ORGANIZATION Srl 2016

