



Malaysian Round, 13-14-15 May 2016

World Supersport - Results Warm Up

Sepang International Circuit 5.543 m

1 / 2

No.	Rider	Nat	Team	Bike	Time	Gap	Rel.	Laps	Speed	
									Avg	Max
1	21 R. KRUMMENACHER	SUI	Kawasaki Puccetti Racing	Kawasaki ZX-6R	2'09.243			6	154,398	260,0
2	86 A. BADOVINI	ITA	Gemar Balloons - Team Lorini	Honda CBR600RR	2'09.775	0.532	0.532	6	153,765	258,7
3	1 K. SOFUOGLU	TUR	Kawasaki Puccetti Racing	Kawasaki ZX-6R	2'09.991	0.748	0.216	6	153,509	256,9
4	64 F. CARICASULO	ITA	Bardahl Evan Bros. Honda Racing	Honda CBR600RR	2'10.016	0.773	0.025	6	153,480	260,0
5	16 J. CLUZEL	FRA	MV Agusta Reparto Corse	MV Agusta F3 675	2'10.141	0.898	0.125	6	153,332	261,2
6	88 N. TEROL	ESP	Schmidt Racing	MV Agusta F3 675	2'10.170	0.927	0.029	6	153,298	259,3
7	69 O. JEZEK	CZE	Team GoEleven	Kawasaki ZX-6R	2'10.403	1.160	0.233	6	153,024	263,8
8	25 A. BALDOLINI	ITA	Race Department ATK#25	MV Agusta F3 675	2'10.510	1.267	0.107	6	152,899	261,8
9	11 C. GAMARINO	ITA	Team GoEleven	Kawasaki ZX-6R	2'10.620	1.377	0.110	6	152,770	258,1
10	78 H. OKUBO	JPN	CIA Landlord Insurance Honda	Honda CBR600RR	2'10.656	1.413	0.036	6	152,728	261,2
11	2 P. JACOBSEN	USA	Honda World Supersport Team	Honda CBR600RR	2'10.671	1.428	0.015	5	152,710	258,7
12	63 Z. KHAIRUDDIN	MAS	Orelac Racing VerdNatura	Kawasaki ZX-6R	2'11.096	1.853	0.425	6	152,215	260,6
13	71 C. BERGMAN	SWE	CIA Landlord Insurance Honda	Honda CBR600RR	2'11.101	1.858	0.005	6	152,209	258,7
14	4 G. REA	GBR	GRT Racing Team	MV Agusta F3 675	2'11.121	1.878	0.020	6	152,186	261,8
15	19 K. WAHR	GER	Gemar Balloons - Team Lorini	Honda CBR600RR	2'11.293	2.050	0.172	6	151,987	257,5
16	44 R. ROLFO	ITA	Team Factory Vamag	MV Agusta F3 675	2'11.543	2.300	0.250	6	151,698	256,9
17	81 L. STAPLEFORD	GBR	Profile Racing	Triumph Daytona 675	2'11.557	2.314	0.014	6	151,682	258,7
18	87 L. ZANETTI	ITA	MV Agusta Reparto Corse	MV Agusta F3 675	2'11.695	2.452	0.138	6	151,523	260,6
19	41 A. WAGNER	AUS	GRT Racing Team	MV Agusta F3 675	2'11.784	2.541	0.089	6	151,421	259,3
20	111 K. SMITH	GBR	CIA Landlord Insurance Honda	Honda CBR600RR	2'12.019	2.776	0.235	3	151,151	253,9
21	83 L. EPIS	AUS	Response RE Racing	Kawasaki ZX-6R	2'12.815	3.572	0.796	5	150,245	254,5
22	35 S. HILL	GBR	CIA Landlord Insurance Honda	Honda CBR600RR	2'12.968	3.725	0.153	6	150,072	254,5
23	10 N. CALERO	ESP	Orelac Racing VerdNatura	Kawasaki ZX-6R	2'13.245	4.002	0.277	5	149,760	258,7

AIR	Humidity:	68%	Temp:	32°C
TRACK	Condition:	Dry	Temp:	45°C

Lap Record:	2014 K.Coghlan	2'09.178	154,480	Km/h
Best Lap:	2016 K.Sofuoglu	2'08.055	155,830	Km/h

These data/results cannot be reproduced, stored and/or transmitted in whole or in part by any manner of electronic, mechanical, photocopying, recording, broadcasting or otherwise now known or herein after developed without the previous express consent by the copyright owner, except for reproduction in daily press and regular printed publications on sale to the public within 60 days of the event related to those data/results and always provided that copyright symbol appears together as follows below.

© DORNA WSBK ORGANIZATION Srl 2016

Start	End	The results are provisional until the end of the time limit for protests and appeals
15/05/2016 11:00	11:17	and the completion of the technical checks.

FICR PERUGIA TIMING


Official Tyre Supplier



Official Timekeeper


Malaysian Round, 13-14-15 May 2016
World Supersport - Results Warm Up

Session Highlights

11.00.08		Start
11.06.20	Smith	Crashed Rider OK - Re Joined - Turn 2
11.14.26	Cluzel	Crashed Rider OK - Re Joined - Turn 2
11.16.54	Epis	Technical Problem - Turn 11
11.17.28		End Of Session

Fastest Laps Sequence

No.	Rider	Nat	Team	Bike	Local Time	Time	Gap	Avg
25	A. BALDOLINI	ITA	Race Department ATK#25	MV Agusta F3 675	11:04'30.081	2'11.658		151,565
64	F. CARICASULO	ITA	Bardahl Evan Bros. Honda Racing	Honda CBR600RR	11:04'30.641	2'10.073	-1.585	153,412
21	R. KRUMMENACHER	SUI	Kawasaki Puccetti Racing	Kawasaki ZX-6R	11:06'48.291	2'09.243	-0.830	154,398

These data/results cannot be reproduced, stored and/or transmitted in whole or in part by any manner of electronic, mechanical, photocopying, recording, broadcasting or otherwise now known or herein after developed without the previous express consent by the copyright owner, except for reproduction in daily press and regular printed publications on sale to the public within 60 days of the event related to those data/results and always provided that copyright symbol appears together as follows below.

© DORNA WSBK ORGANIZATION Srl 2016

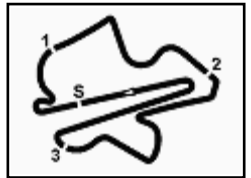
	Start	End	The results are provisional until the end of the time limit for protests and appeals
15/05/2016	11:00	11:17	and the completion of the technical checks.

FICR PERUGIA TIMING


Official Tyre Supplier



Official Timekeeper



Malaysian Round, 13-14-15 May 2016

World Supersport - Best Sector & Speed Warm Up

Sepang International Circuit 5.543 m

Best Lap

1	21 R. KRUMMENACHER	Kawasaki ZX-6R	2'09.243
2	86 A. BADOVINI	Honda CBR600RR	2'09.775
3	1 K. SOFUOGLU	Kawasaki ZX-6R	2'09.991
4	64 F. CARICASULO	Honda CBR600RR	2'10.016
5	16 J. CLUZEL	MV Austa F3 675	2'10.141
6	88 N. TEROL	MV Austa F3 675	2'10.170
7	69 O. JEZEK	Kawasaki ZX-6R	2'10.403
8	25 A. BALDOLINI	MV Austa F3 675	2'10.510
9	11 C. GAMARINO	Kawasaki ZX-6R	2'10.620
10	78 H. OKUBO	Honda CBR600RR	2'10.656
11	2 P. JACOBSEN	Honda CBR600RR	2'10.671
12	63 Z. KHAIRUDDIN	Kawasaki ZX-6R	2'11.096
13	71 C. BERGMAN	Honda CBR600RR	2'11.101
14	4 G. REA	MV Austa F3 675	2'11.121
15	19 K. WAHR	Honda CBR600RR	2'11.293
16	44 R. ROLFO	MV Austa F3 675	2'11.543
17	81 L. STAPLEFORD	Triumph Daytona 675	2'11.557
18	87 L. ZANETTI	MV Austa F3 675	2'11.695
19	41 A. WAGNER	MV Austa F3 675	2'11.784
20	111 K. SMITH	Honda CBR600RR	2'12.019
21	83 L. EPIS	Kawasaki ZX-6R	2'12.815
22	35 S. HILL	Honda CBR600RR	2'12.968
23	10 N. CALERO	Kawasaki ZX-6R	2'13.245

Top Speeds

1	69 O. JEZEK	Kawasaki ZX-6R	263.8
2	4 G. REA	MV Austa F3 675	261.8
3	25 A. BALDOLINI	MV Austa F3 675	261.8
4	78 H. OKUBO	Honda CBR600RR	261.2
5	16 J. CLUZEL	MV Austa F3 675	261.2
6	63 Z. KHAIRUDDIN	Kawasaki ZX-6R	260.6
7	87 L. ZANETTI	MV Austa F3 675	260.6
8	21 R. KRUMMENACHER	Kawasaki ZX-6R	260.0
9	64 F. CARICASULO	Honda CBR600RR	260.0
10	41 A. WAGNER	MV Austa F3 675	259.3
11	88 N. TEROL	MV Austa F3 675	259.3
12	2 P. JACOBSEN	Honda CBR600RR	258.7
13	71 C. BERGMAN	Honda CBR600RR	258.7
14	86 A. BADOVINI	Honda CBR600RR	258.7
15	81 L. STAPLEFORD	Triumph Daytona 675	258.7
16	10 N. CALERO	Kawasaki ZX-6R	258.7
17	11 C. GAMARINO	Kawasaki ZX-6R	258.1
18	19 K. WAHR	Honda CBR600RR	257.5
19	1 K. SOFUOGLU	Kawasaki ZX-6R	256.9
20	44 R. ROLFO	MV Austa F3 675	256.9
21	83 L. EPIS	Kawasaki ZX-6R	254.5
22	35 S. HILL	Honda CBR600RR	254.5
23	111 K. SMITH	Honda CBR600RR	253.9

Seg. 1		Seg. 2		Seg. 3		Seg. 4		Seg. 5						
1	78 H. OKUBO	5.218	1	86 A. BADOVINI	19.976	1	21 R. KRUMMENAC	31.105	1	21 R. KRUMMENAC	39.022	1	86 A. BADOVINI	33.157
2	69 O. JEZEK	5.241	2	21 R. KRUMMENAC	19.993	2	64 F. CARICASULO	31.268	2	88 N. TEROL	39.444	2	69 O. JEZEK	33.389
3	4 G. REA	5.267	3	69 O. JEZEK	20.012	3	86 A. BADOVINI	31.270	3	64 F. CARICASULO	39.452	3	78 H. OKUBO	33.427
4	16 J. CLUZEL	5.271	4	1 K. SOFUOGLU	20.051	4	88 N. TEROL	31.289	4	1 K. SOFUOGLU	39.495	4	2 P. JACOBSEN	33.431
5	81 L. STAPLEFORD	5.278	5	16 J. CLUZEL	20.052	5	1 K. SOFUOGLU	31.336	5	11 C. GAMARINO	39.624	5	16 J. CLUZEL	33.438
6	63 Z. KHAIRUDDIN	5.283	6	25 A. BALDOLINI	20.158	6	11 C. GAMARINO	31.373	6	4 G. REA	39.654	6	64 F. CARICASULO	33.445
7	86 A. BADOVINI	5.289	7	88 N. TEROL	20.171	7	69 O. JEZEK	31.507	7	16 J. CLUZEL	39.667	7	1 K. SOFUOGLU	33.455
8	64 F. CARICASULO	5.291	8	64 F. CARICASULO	20.186	8	2 P. JACOBSEN	31.529	8	86 A. BADOVINI	39.676	8	21 R. KRUMMENAC	33.459
9	21 R. KRUMMENAC	5.299	9	71 C. BERGMAN	20.199	9	25 A. BALDOLINI	31.569	9	78 H. OKUBO	39.737	9	4 G. REA	33.522
10	25 A. BALDOLINI	5.300	10	2 P. JACOBSEN	20.205	10	16 J. CLUZEL	31.570	10	69 O. JEZEK	39.755	10	63 Z. KHAIRUDDIN	33.548
11	41 A. WAGNER	5.306	11	44 R. ROLFO	20.269	11	19 K. WAHR	31.594	11	25 A. BALDOLINI	39.774	11	25 A. BALDOLINI	33.585
12	2 P. JACOBSEN	5.310	12	11 C. GAMARINO	20.298	12	4 G. REA	31.597	12	2 P. JACOBSEN	39.777	12	88 N. TEROL	33.653
13	87 L. ZANETTI	5.329	13	19 K. WAHR	20.298	13	78 H. OKUBO	31.669	13	19 K. WAHR	39.797	13	11 C. GAMARINO	33.692
14	11 C. GAMARINO	5.332	14	4 G. REA	20.311	14	63 Z. KHAIRUDDIN	31.700	14	111 K. SMITH	39.828	14	71 C. BERGMAN	33.814
15	71 C. BERGMAN	5.336	15	111 K. SMITH	20.346	15	44 R. ROLFO	31.702	15	44 R. ROLFO	39.856	15	19 K. WAHR	33.873
16	88 N. TEROL	5.343	16	63 Z. KHAIRUDDIN	20.362	16	41 A. WAGNER	31.738	16	71 C. BERGMAN	39.906	16	83 L. EPIS	33.876
17	19 K. WAHR	5.354	17	78 H. OKUBO	20.373	17	71 C. BERGMAN	31.748	17	81 L. STAPLEFORD	39.967	17	87 L. ZANETTI	33.882
18	10 N. CALERO	5.373	18	87 L. ZANETTI	20.413	18	87 L. ZANETTI	31.782	18	41 A. WAGNER	39.974	18	81 L. STAPLEFORD	33.891
19	44 R. ROLFO	5.379	19	81 L. STAPLEFORD	20.490	19	81 L. STAPLEFORD	31.865	19	63 Z. KHAIRUDDIN	40.026	19	41 A. WAGNER	33.906
20	1 K. SOFUOGLU	5.386	20	83 L. EPIS	20.554	20	10 N. CALERO	31.944	20	87 L. ZANETTI	40.037	20	111 K. SMITH	33.995
21	35 S. HILL	5.408	21	35 S. HILL	20.673	21	83 L. EPIS	32.016	21	83 L. EPIS	40.550	21	44 R. ROLFO	33.998
22	83 L. EPIS	5.413	22	41 A. WAGNER	20.680	22	35 S. HILL	32.059	22	35 S. HILL	40.553	22	10 N. CALERO	34.147
23	111 K. SMITH	5.427	23	10 N. CALERO	20.725	23	111 K. SMITH	32.172	23	10 N. CALERO	40.680	23	35 S. HILL	34.274

15/05/2016

These data/results cannot be reproduced, stored and/or transmitted in whole or in part by any manner of electronic, mechanical, photocopying, recording, broadcasting or otherwise now known or herein after developed without the previous express consent by the copyright owner, except for reproduction in daily press and regular printed publications on sale to the public within 60 days of the event related to those data/results and always provided that copyright symbol appears together as follows below.

© DORNA WSBK ORGANIZATION Srl 2016

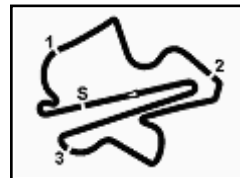
FICR PERUGIA TIMING



Official Tyre Supplier



Official Timekeeper



Malaysian Round, 13-14-15 May 2016

World Supersport - Ideal Times Warm Up

No. Rider	Nat	Bike	Seg. 1 Diff. 1	Seg. 2 Diff. 2	Seg. 3 Diff. 3	Seg. 4 Diff. 4	Seg. 5 Diff. 5	Ideal Time Best Lap	Pos.	Diff.
1 21 R. KRUMMENACHER	SUI	Kawasaki ZX-6R	5.299 0.135	19.993 0.030	31.105 0.063	39.022	33.459 0.137	2'08.878 2'09.243	1	0.365
2 86 A. BADOVINI	ITA	Honda CBR600RR	5.289 0.064	19.976 0.007	31.270 0.336	39.676	33.157	2'09.368 2'09.775	2	0.407
3 64 F. CARICASULO	ITA	Honda CBR600RR	5.291 0.013	20.186	31.268	39.452 0.199	33.445 0.162	2'09.642 2'10.016	4	0.374
4 1 K. SOFUOGLU	TUR	Kawasaki ZX-6R	5.386 0.030	20.051	31.336	39.495 0.238	33.455	2'09.723 2'09.991	3	0.268
5 88 N. TEROL	ESP	MV Agusta F3 675	5.343 0.053	20.171 0.007	31.289	39.444	33.653 0.210	2'09.900 2'10.170	6	0.270
6 69 O. JEZEK	CZE	Kawasaki ZX-6R	5.241	20.012 0.083	31.507	39.755 0.238	33.389 0.178	2'09.904 2'10.403	7	0.499
7 16 J. CLUZEL	FRA	MV Agusta F3 675	5.271 0.056	20.052 0.080	31.570 0.007	39.667	33.438	2'09.998 2'10.141	5	0.143
8 2 P. JACOBSEN	USA	Honda CBR600RR	5.310 0.005	20.205	31.529	39.777 0.160	33.431 0.254	2'10.252 2'10.671	11	0.419
9 11 C. GAMARINO	ITA	Kawasaki ZX-6R	5.332 0.073	20.298 0.081	31.373	39.624 0.050	33.692 0.097	2'10.319 2'10.620	9	0.301
10 4 G. REA	GBR	MV Agusta F3 675	5.267 0.077	20.311 0.526	31.597	39.654 0.167	33.522	2'10.351 2'11.121	14	0.770
11 25 A. BALDOLINI	ITA	MV Agusta F3 675	5.300 0.013	20.158	31.569 0.084	39.774	33.585 0.027	2'10.386 2'10.510	8	0.124
12 78 H. OKUBO	JPN	Honda CBR600RR	5.218 0.109	20.373 0.031	31.669	39.737 0.092	33.427	2'10.424 2'10.656	10	0.232
13 19 K. WAHR	GER	Honda CBR600RR	5.354	20.298 0.179	31.594 0.198	39.797	33.873	2'10.916 2'11.293	15	0.377
14 63 Z. KHAIRUDDIN	MAS	Kawasaki ZX-6R	5.283 0.035	20.362	31.700 0.064	40.026 0.025	33.548 0.053	2'10.919 2'11.096	12	0.177
15 71 C. BERGMAN	SWE	Honda CBR600RR	5.336 0.024	20.199 0.044	31.748	39.906	33.814 0.030	2'11.003 2'11.101	13	0.098
16 44 R. ROLFO	ITA	MV Agusta F3 675	5.379 0.092	20.269 0.060	31.702	39.856	33.998 0.187	2'11.204 2'11.543	16	0.339
17 87 L. ZANETTI	ITA	MV Agusta F3 675	5.329 0.021	20.413	31.782 0.065	40.037	33.882 0.166	2'11.443 2'11.695	18	0.252
18 81 L. STAPLEFORD	GBR	Triumph Daytona 675	5.278 0.066	20.490	31.865	39.967	33.891	2'11.491 2'11.557	17	0.066
19 41 A. WAGNER	AUS	MV Agusta F3 675	5.306	20.680 0.180	31.738	39.974	33.906	2'11.604 2'11.784	19	0.180
20 111 K. SMITH	GBR	Honda CBR600RR	5.427 0.009	20.346	32.172	39.828	33.995 0.242	2'11.768 2'12.019	20	0.251
21 83 L. EPIS	AUS	Kawasaki ZX-6R	5.413 0.058	20.554	32.016 0.143	40.550	33.876 0.205	2'12.409 2'12.815	21	0.406
22 10 N. GALERO	ESP	Kawasaki ZX-6R	5.373 0.071	20.725	31.944 0.093	40.680	34.147 0.212	2'12.869 2'13.245	23	0.376
23 35 S. HILL	GBR	Honda CBR600RR	5.408 0.001	20.673	32.059	40.553	34.274	2'12.967 2'12.968	22	0.001

Overall Ideal Time 5.218 19.976 31.105 39.022 33.157 **2'08.478**

15/05/2016

These data/results cannot be reproduced, stored and/or transmitted in whole or in part by any manner of electronic, mechanical, photocopying, recording, broadcasting or otherwise now known or herein after developed without the previous express consent by the copyright owner, except for reproduction in daily press and regular printed publications on sale to the public within 60 days of the event related to those data/results and always provided that copyright symbol appears together as follows below.

© DORNA WSBK ORGANIZATION Srl 2016

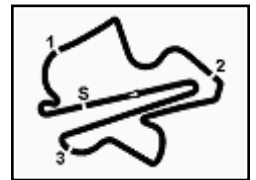
FICR PERUGIA TIMING



Official Tyre Supplier



Official Timekeeper



Malaysian Round, 13-14-15 May 2016

World Supersport - Chronological Analysis Warm Up

Sepang International Circuit 5.543 m

1° 21 R. KRUMMENACHER (2'09.243)

Lap	Seg. 1	Seg. 2	Seg. 3	Seg. 4	Seg. 5	Lap Time	km/h	Local Time
1	5.378	20.749	33.536	40.938	39.060	2'10.406	255.1	11:02'28.642
2	5.434	20.023	31.168	39.022	33.596	2'09.243	253.3	11:06'48.291
3	5.299	20.694	31.360	39.793	33.953	2'11.099	260.0	11:08'59.300
4	5.414	20.133	31.357	39.549	33.459	2'09.912	253.9	11:11'09.302
5	5.477	20.094	31.225	39.173	33.696	2'09.665	250.3	11:13'18.967
6	5.484	19.993	31.396	39.078	33.543	2'09.494	250.3	11:15'28.461

2° 86 A. BADOVINI (2'09.775)

Lap	Seg. 1	Seg. 2	Seg. 3	Seg. 4	Seg. 5	Lap Time	km/h	Local Time
1	5.319	20.705	31.593	40.316	33.864	2'11.797	257.5	11:04'41.448
2	5.353	20.281	31.421	39.854	33.333	2'10.242	256.3	11:06'51.690
3	5.353	19.983	31.606	39.676	33.157	2'09.775	256.9	11:09'01.465
4	5.370	20.046	31.270	40.416	33.374	2'10.476	255.7	11:11'11.941
5	5.289	19.989	31.286	44.500	34.913	2'15.977	258.7	11:13'27.918
6	5.415	19.976	32.384	39.804	33.508	2'11.087	253.3	11:15'39.005

3° 1 K. SOFUOGLU (2'09.991)

Lap	Seg. 1	Seg. 2	Seg. 3	Seg. 4	Seg. 5	Lap Time	km/h	Local Time
1	5.433	20.666	33.235	42.054	33.957	2'12.562	253.3	11:02'17.981
2	5.386	20.313	31.348	39.552	33.573	2'10.172	256.9	11:06'40.715
3	5.429	20.224	31.577	45.171	36.349	2'18.750 P	253.3	11:08'59.465
4			31.436	39.495	33.483	3'03.721 P		11:12'03.186
5	5.406	20.137	31.344	39.604	33.593	2'10.084	253.9	11:14'13.270
6	5.416	20.051	31.336	39.733	33.455	2'09.991	253.9	11:16'23.261

4° 64 F. CARICASULO (2'10.016)

Lap	Seg. 1	Seg. 2	Seg. 3	Seg. 4	Seg. 5	Lap Time	km/h	Local Time
1	5.329	20.377	33.917	41.211	33.962	2'10.073	258.7	11:02'20.568
2	5.339	20.573	31.406	39.474	33.445	2'10.237	254.5	11:04'30.543
3	5.361	20.301	31.670	39.919	37.895	2'15.146	252.7	11:08'56.024
4	5.316	20.950	32.672	40.624	33.578	2'13.740	241.9	11:11'09.764
5	5.304	20.186	31.268	39.651	33.607	2'10.016	260.0	11:13'19.780
6	5.291	20.339	31.593	39.555	33.758	2'10.536	260.0	11:15'30.316

5° 16 J. CLUZEL (2'10.141)

Lap	Seg. 1	Seg. 2	Seg. 3	Seg. 4	Seg. 5	Lap Time	km/h	Local Time
1	5.371	20.519	31.876	40.002	34.106	2'11.874	257.5	11:04'51.247
2	5.359	20.062	31.664	42.275	33.718	2'13.078	257.5	11:07'04.325
3	5.311	20.381	31.584	39.712	33.498	2'10.486	259.3	11:09'14.811
4	5.327	20.132	31.577	39.667	33.438	2'10.141	258.1	11:11'24.952
5	5.308	20.052	31.570	42.719	33.986	2'13.635	260.0	11:13'38.587
6	5.271	42.313	35.336	41.761	33.993	2'38.674	261.2	11:16'17.261

6° 88 N. TEROL (2'10.170)

Lap	Seg. 1	Seg. 2	Seg. 3	Seg. 4	Seg. 5	Lap Time	km/h	Local Time
1	5.514	20.725	34.475	42.238	34.921	2'12.953	250.3	11:02'38.674
2	5.343	20.605	31.437	39.753	33.829	2'10.967	259.3	11:07'02.594
3	5.377	22.832	32.496	39.871	34.116	2'14.692	256.9	11:09'17.286
4	5.396	20.178	31.289	39.444	33.863	2'10.170	255.7	11:11'27.456
5	5.397	20.171	31.415	39.518	33.692	2'10.193	255.7	11:13'37.649
6	5.392	20.250	31.346	39.570	33.653	2'10.211	256.3	11:15'47.860

7° 69 O. JEZEK (2'10.403)

Lap	Seg. 1	Seg. 2	Seg. 3	Seg. 4	Seg. 5	Lap Time	km/h	Local Time
1	5.302	20.591	31.900	39.908	33.721	2'11.422	260.0	11:04'40.541
2	5.336	20.111	31.572	39.755	33.768	2'10.542	258.1	11:06'51.083
3	5.353	20.934	31.546	39.799	33.389	2'11.021	256.9	11:09'02.104
4	5.241	20.095	31.507	39.993	33.567	2'10.403	263.8	11:11'12.507
5	5.295	20.418	31.630	40.171	33.555	2'11.069	260.6	11:13'23.576
6	5.276	20.012	31.634	39.851	33.705	2'10.478	261.2	11:15'34.054

8° 25 A. BALDOLINI (2'10.510)

Lap	Seg. 1	Seg. 2	Seg. 3	Seg. 4	Seg. 5	Lap Time	km/h	Local Time
1	5.343	20.663	33.170	42.053	34.108	2'11.658	259.3	11:02'18.423
2	5.470	21.535	31.569	45.154	33.989	2'17.717	250.9	11:06'47.798

3	5.300	20.443	31.604	39.978	34.469	2'11.794	261.8	11:08'59.592
4	5.324	20.282	31.674	39.819	33.585	2'10.684	260.0	11:11'10.276
5	5.313	20.158	31.653	39.774	33.612	2'10.510	261.2	11:13'20.786
6	5.397	20.512	31.770	39.848	34.181	2'11.708	255.1	11:15'32.494

9° 11 C. GAMARINO (2'10.620)

Lap	Seg. 1	Seg. 2	Seg. 3	Seg. 4	Seg. 5	Lap Time	km/h	Local Time
1	5.412	21.096	36.414	49.021	41.374			11:03'00.332
2	5.408	20.298	31.461	39.624	34.109	2'12.598	254.5	11:05'12.930
3	5.405	20.379	31.373	39.674	33.789	2'10.620	254.5	11:09'34.403
4	5.392	20.337	31.664	41.738	33.728	2'12.859	255.1	11:11'47.262
5	5.370	20.414	31.446	40.602	33.692	2'10.984	256.3	11:13'58.246
6	5.332	24.224	33.930	42.023	34.131	2'19.640	258.1	11:16'17.886

10° 78 H. OKUBO (2'10.656)

Lap	Seg. 1	Seg. 2	Seg. 3	Seg. 4	Seg. 5	Lap Time	km/h	Local Time
1	5.393	20.847	34.007	42.689	34.578			11:02'21.758
2	5.311	20.683	32.211	40.324	33.861	2'12.390	257.5	11:06'46.923
3	5.372	22.419	31.788	39.936	33.705	2'13.220	255.7	11:09'00.143
4	5.218	20.682	31.715	39.737	33.438	2'10.790	261.2	11:11'10.933
5	5.327	20.404	31.669	39.829	33.427	2'10.656	258.1	11:13'21.589
6	5.280	20.373	31.853	40.316	33.563	2'11.385	260.6	11:15'32.974

11° 2 P. JACOBSEN (2'10.671)

Lap	Seg. 1	Seg. 2	Seg. 3	Seg. 4	Seg. 5	Lap Time	km/h	Local Time
1	5.321	20.503	33.441	41.842	34.182			11:02'59.897
2	5.310	21.166	31.672	39.893	33.479	2'10.868	258.7	11:05'10.765
3	5.315	20.205	31.529	39.937	33.685	2'10.671	258.1	11:09'32.853
4	5.312	21.399	34.612	42.266	34.300	2'17.889	258.1	11:11'50.742
5	5.320	20.481	31.550	40.283	41.784	2'19.418 P	258.7	11:14'10.160

12° 63 Z. KHAIRUDDIN (2'11.096)

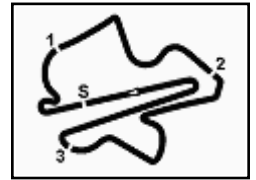
Lap	Seg. 1	Seg. 2	Seg. 3	Seg. 4	Seg. 5	Lap Time	km/h	Local Time
1	5.360	20.801	33.072	41.313	34.090			11:02'54.997
2	5.338	20.488	32.147	40.339	33.992	2'12.639	257.5	11:05'07.636
3	5.289	20.629	31.700	40.026	33.548	2'11.192	260.6	11:09'35.755
4	5.283	20.423	31.703	40.137	33.612	2'11.158	260.0	11:11'46.913
5	5.318	20.362	31.764	40.051	33.601	2'11.096	258.1	11:13'58.009
6	5.311	23.506	34.231	40.664	34.156	2'17.868	258.7	11:16'15.877

13° 71 C. BERGMAN (2'11.101)

Lap	Seg. 1	Seg. 2	Seg. 3	Seg. 4	Seg. 5	Lap Time	km/h	Local Time
1	5.388	20.604	32.181	41.890	36.041			11:02'28.593
2	5.341	21.386	32.113	40.404	34.046	2'12.808	255.7	11:04'41.401
3	5.383	20.293	31.798	40.131	33.814	2'11.419	250.9	11:09'06.110
4	5.360	20.243	31.748	39.906	33.844	2'11.101	256.3	11:11'17.211
5	5.336	20.328	32.518	40.122	34.121	2'12.425	258.7	11:13'29.636
6	5.380	20.199	31.957	39.907	33.877	2'11.320	255.7	11:15'40.956

14° 4 G. REA (2'11.121)

Lap	Seg. 1	Seg. 2	Seg. 3	Seg. 4	Seg. 5	Lap Time	km/h	Local Time
1	5.389	20.972	32.106	41.636	34.252			11:02'22.992
2	5.331	20.476	31.906	40.239	33.883	2'11.835	259.3	



Malaysian Round, 13-14-15 May 2016

World Supersport - Chronological Analysis Warm Up

Lap	Seg. 1	Seg. 2	Seg. 3	Seg. 4	Seg. 5	Lap Time	km/h	Local Time
1	5.473	20.799	34.171	43.738	35.038	2'12.165	250.9	11:02'24.093
2	5.379	24.154	33.180	40.206	34.050	2'17.014	256.9	11:04'36.258
3	5.458	20.269	31.859	39.904	34.089	2'11.579	252.7	11:09'04.851
4	5.471	20.329	31.702	39.856	34.185	2'11.543	252.1	11:11'16.394
5	5.435	24.460	35.397	43.914	33.998	2'23.204	253.9	11:13'39.598
6	5.409	21.113	31.849	40.135	34.124	2'12.630	255.1	11:15'52.228

17° 81 L. STAPLEFORD (2'11.557)								
Lap	Seg. 1	Seg. 2	Seg. 3	Seg. 4	Seg. 5	Lap Time	km/h	Local Time
1	5.324	21.449	34.478	41.973	35.909	2'15.682	256.9	11:02'31.452
2	5.278	20.873	32.098	40.269	34.052	2'12.570	256.3	11:06'59.704
3	5.330	20.567	32.121	40.249	34.420	2'12.687	253.3	11:09'12.391
4	5.344	20.490	31.865	39.967	33.891	2'11.557	256.9	11:11'23.948
5	5.327	20.608	31.896	39.976	33.990	2'11.797	258.7	11:13'35.745
6	5.328	26.548	38.662	44.870	44.229	2'39.637 P	256.9	11:16'15.382

18° 87 L. ZANETTI (2'11.695)								
Lap	Seg. 1	Seg. 2	Seg. 3	Seg. 4	Seg. 5	Lap Time	km/h	Local Time
1	5.389	20.591	33.415	41.037	36.071	2'13.815	255.7	11:02'33.104
2	5.411	20.704	31.992	40.249	34.197	2'12.553	255.1	11:06'59.472
3	5.406	20.638	32.856	41.464	37.929	2'18.293	254.5	11:09'17.765
4	5.350	20.413	31.847	40.037	34.048	2'11.695	260.6	11:11'29.460
5	5.329	20.426	31.782	42.296	33.882	2'13.715	260.0	11:13'43.175
6	5.356	21.142	32.281	56.550	1'02.031	2'57.360 P	258.1	11:16'40.535

19° 41 A. WAGNER (2'11.784)								
Lap	Seg. 1	Seg. 2	Seg. 3	Seg. 4	Seg. 5	Lap Time	km/h	Local Time
1	5.423	21.240	34.021	42.088	34.392	2'12.940	255.1	11:02'22.932
2	5.361	20.877	31.813	40.133	34.037	2'12.221	258.1	11:04'35.872
3	5.331	20.680	31.824	40.109	33.968	2'11.912	259.3	11:09'00.005
4	5.306	20.860	31.738	39.974	33.906	2'11.784	258.7	11:11'11.789
5	5.385	20.693	31.782	40.089	34.041	2'11.990	256.9	11:13'23.779
6	5.331	20.763	32.037	40.170	33.981	2'12.282	256.9	11:15'36.061

20° 111 K. SMITH (2'12.019)								
Lap	Seg. 1	Seg. 2	Seg. 3	Seg. 4	Seg. 5	Lap Time	km/h	Local Time
1	5.436	20.346	33.983	42.416	34.664	2'12.019	253.3	11:03'14.742
2	5.427	40.993	32.172	39.828	34.237	1'39.289 P	253.9	11:05'26.761
3			33.257	40.693	33.995	9'55.321 P		11:07'06.050
								11:17'01.371

21° 83 L. EPIS (2'12.815)								
Lap	Seg. 1	Seg. 2	Seg. 3	Seg. 4	Seg. 5	Lap Time	km/h	Local Time
1	5.413	21.344	33.580	41.769	34.601	2'13.818	254.5	11:02'18.199
2	5.471	20.554	32.324	40.861	33.876	2'13.818	250.9	11:04'32.017
3	5.487	20.636	36.056	40.701	34.071	2'16.951	250.3	11:06'44.832
4	5.459	20.702	32.016	40.776	34.507	2'13.460	251.5	11:09'01.783
5	5.768	21.746	33.143	40.940	35.591	2'17.188	233.6	11:11'15.243
								11:13'32.431

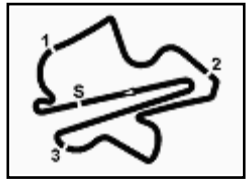
22° 35 S. HILL (2'12.968)								
Lap	Seg. 1	Seg. 2	Seg. 3	Seg. 4	Seg. 5	Lap Time	km/h	Local Time
1	5.449	21.113	34.970	42.608	37.913	2'15.905	251.5	11:02'31.787
2	5.409	20.673	32.708	41.278	35.357	2'12.968	254.5	11:04'47.692
3	5.477	20.812	32.328	40.870	35.114	2'14.601	251.5	11:07'00.660
4	5.408	20.827	32.363	40.939	34.341	2'13.878	253.3	11:09'15.261
5	5.439	20.987	32.158	40.713	34.313	2'13.610	252.1	11:11'29.139
6	5.443	22.458	33.594	41.303	44.391	2'27.189	252.7	11:13'42.749
								11:16'09.938

23° 10 N. CALERO (2'13.245)								
Lap	Seg. 1	Seg. 2	Seg. 3	Seg. 4	Seg. 5	Lap Time	km/h	Local Time
1	5.373	21.605	34.667	41.574	38.004	2'15.413	258.7	11:02'29.170
2	5.444	20.725	31.971	41.891	34.573	2'13.245	253.3	11:04'44.583
3	5.425	24.451	35.821	42.624	40.941	2'29.262 P	253.9	11:06'57.828
4			34.540	50.175	47.849	3'52.478 P		11:09'27.090
5	5.448	21.614	31.944	40.959	34.147	2'14.112	252.7	11:13'19.568
								11:15'33.680

P = Pits In/Out - C = Lap-Time Cancelled

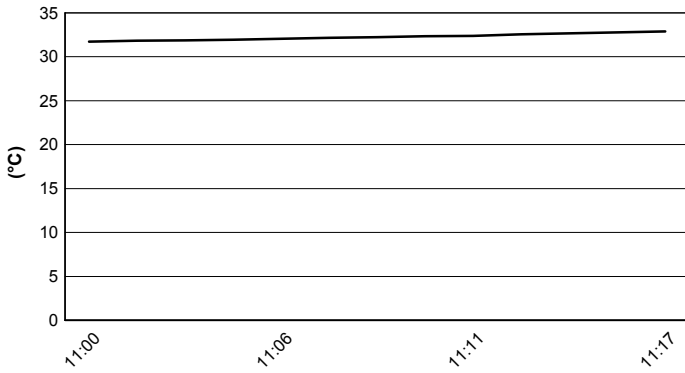
These data/results cannot be reproduced, stored and/or transmitted in whole or in part by any manner of electronic, mechanical, photocopying, recording, broadcasting or otherwise now known or herein after developed without the previous express consent by the copyright owner, except for reproduction in daily press and regular printed publications on sale to the public within 60 days of the event related to those data/results and always provided that copyright symbol appears together as follows below.

© DORNA WSBK ORGANIZATION Srl 2016

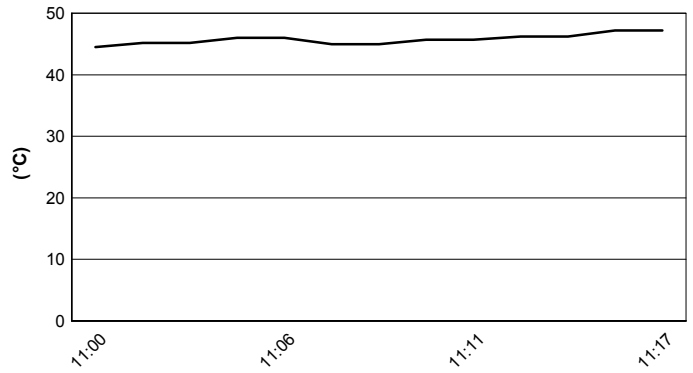


Session started 11:00 Session ended 11:17


Air Temperature



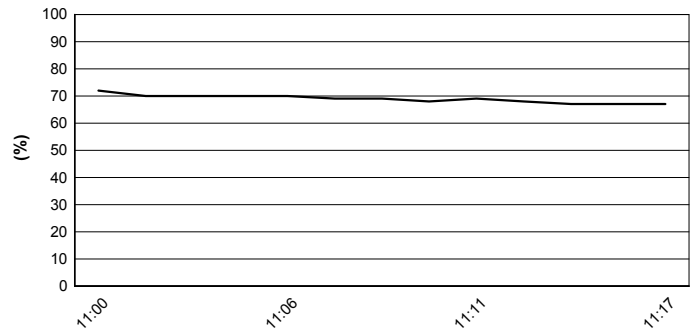
Track Temperature



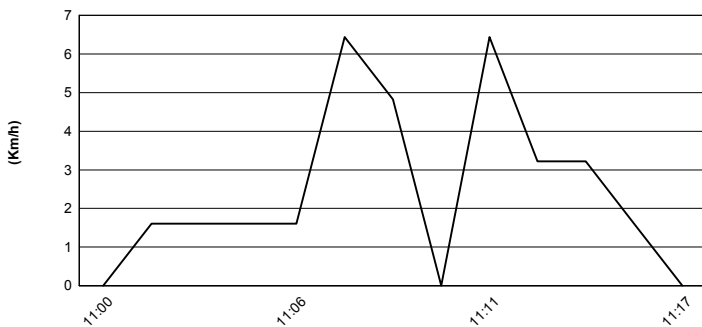
Air Pressure



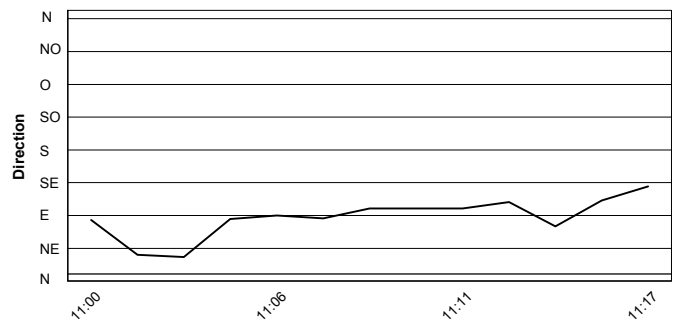
Humidity



Wind Speed

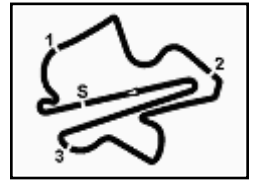


Wind Direction



These data/results cannot be reproduced, stored and/or transmitted in whole or in part by any manner of electronic, mechanical, photocopying, recording, broadcasting or otherwise now known or herein after developed without the previous express consent by the copyright owner, except for reproduction in daily press and regular printed publications on sale to the public within 60 days of the event related to those data/results and always provided that copyright symbol appears together as follows below.
© DORNA WSBK ORGANIZATION Srl 2016





Malaysian Round, 13-14-15 May 2016

102/06

Sepang International Circuit 5.543 m

World Supersport - Starting Grid

14 Laps x 5,543 km = 77,602 km

Pos	Number	Name	Team	Time	Class
1	1	SOFUOGLU K.	Kawasaki	2'08.055	SP2
2	21	KRUMMENACHER R.	Kawasaki	2'08.155	SP2
3	4	REA G.	MV Agusta	2'08.410	SP2
4	2	JACOBSEN P.	Honda	2'08.425	SP2
5	63	KHAIRUDDIN Z.	Kawasaki	2'08.475	SP2
6	86	BADOVINI A.	Honda	2'08.771	SP2
7	16	CLUZEL J.	MV Agusta	2'09.259	SP2
8	44	ROLFO R.	MV Agusta	2'09.518	SP2
9	69	JEZEK O.	Kawasaki	2'09.622	SP2
10	88	TEROL N.	MV Agusta	2'09.684	SP2
11	64	CARICASULO F.	Honda	2'09.770	SP2
12	87	ZANETTI L.	MV Agusta	2'10.278	SP2
13	11	GAMARINO C.	Kawasaki	2'09.576	SP1
14	25	BALDOLINI A.	MV Agusta	2'09.805	SP1
15	111	SMITH K.	Honda	2'09.862	SP1
16	78	OKUBO H.	Honda	2'10.029	SP1
17	81	STAPLEFORD L.	Triumph	2'10.043	SP1
18	19	WAHR K.	Honda	2'10.404	SP1
19	10	CALERO N.	Kawasaki	2'11.118	SP1
20	71	BERGMAN C.	Honda	2'11.499	SP1
21	41	WAGNER A.	MV Agusta	2'11.892	SP1
22	83	EPIS L.	Kawasaki	2'12.653	SP1
23	35	HILL S.	Honda	2'12.761	SP1

Jury President

..... Race Director

These data/results cannot be reproduced, stored and/or transmitted in whole or in part by any manner of electronic, mechanical, photocopying, recording, broadcasting or otherwise now known or herein after developed without the previous express consent by the copyright owner, except for reproduction in daily press and regular printed publications on sale to the public within 60 days of the event related to those data/results and always provided that copyright symbol appears together as follows below.

© DORNA WSBK ORGANIZATION Srl 2016

FICR PERUGIA TIMING



Official Tyre Supplier



Official Timekeeper