

TT Circuit Assen 4.542 m

1 / 2

Dutch Round, 15-16-17 April 2016 World Superbike - Results Race 2

Laps 21 = 95,382 Km - Time Of Race 38'02.779 - Avg. 150,420 km/h

Pos	Race	Grid	No.	Rider	Nat	Team	Bike	LL	Gap	Fastest Lap	Speed	Qualifying		Ranking			
												Time	Speed	R1	R2	Tot	Pos
1	4	1	J. REA	GBR	Kawasaki Racing Team	Kawasaki ZX-10R	21		1'37.706	285,4	1'36.401	278,4	25	25	181	1	
2	1	66	T. SYKES	GBR	Kawasaki Racing Team	Kawasaki ZX-10R	21	2.442	1'38.213	285,8	1'35.440	274,1		20	122	3	
3	5	60	M. VAN DER MARK	NED	Honda World Superbike Team	Honda CBR1000RR SP	21	15.189	1'39.216	282,0	1'36.643	275,5		16	90	4	
4	11	32	L. SAVADORI	ITA	IodaRacing Team	Aprilia RSV4 RF	21	25.507	1'39.142	280,5	1'37.587	274,5	10	13	51	9	
5	6	7	C. DAVIES	GBR	Aruba.it Racing - Ducati	Ducati Panigale R	21	30.853	1'38.597	283,9	1'36.940	276,2	20	11	136	2	
6	10	69	N. HAYDEN	USA	Honda World Superbike Team	Honda CBR1000RR SP	21	36.458	1'39.068	282,0	1'37.449	275,9	16	10	67	5	
7	12	22	A. LOWES	GBR	Pata Yamaha Official WorldSBK Team	Yamaha YZF R1	21	39.263	1'39.547	281,6	1'38.214	273,1	8	9	44	10	
8	3	34	D. GIUGLIANO	ITA	Aruba.it Racing - Ducati	Ducati Panigale R	21	46.789	1'39.555	277,3	1'36.391	273,4		8	64	7	
9	13	2	L. CAMIER	GBR	MV Agusta Reparto Corse	MV Agusta 1000 F4	21	1'05.023	1'37.974	278,7	1'38.375	264,7	13	7	39	12	
10	8	12	X. FORÉS	ESP	Barni Racing Team	Ducati Panigale R	21	1'05.468	1'40.254	278,0	1'37.351	268,6	3	6	37	13	
11	2	50	S. GUINTOLI	FRA	Pata Yamaha Official WorldSBK Team	Yamaha YZF R1	21	1'24.948	1'43.760	280,5	1'36.073	278,4		5	58	8	
12	18	40	R. RAMOS	ESP	Team GoEleven	Kawasaki ZX-10R	21	1'35.035	1'40.073	274,8	1'41.339	266,6	7	4	36	14	
13	17	44	L. MAHIAS	FRA	Pedercini Racing	Kawasaki ZX-10R	20	1 Lap	1'39.970	276,2	1'39.459	269,3	6	3	9	18	
14	22	17	K. ABRAHAM	CZE	Milwaukee BMW	BMW S1000 RR	20	1 Lap	1'40.537	279,4	0.000		2	14	17		
15	9	81	J. TORRES	ESP	Althea BMW Racing Team	BMW S1000 RR	20	1 Lap	1'39.224	280,5	1'37.413	275,5	11	1	65	6	
16	7	21	M. REITERBERGER	GER	Althea BMW Racing Team	BMW S1000 RR	20	1 Lap	1'45.584	272,4	1'37.300	277,6	9		40	11	
17	19	94	M. LUSSIANA	FRA	Team ASP1	BMW S1000 RR	20	1 Lap	1'45.929	272,7	1'41.743	261,4	1		1	22	
18	20	119	P. SZKOPEK	POL	Team Tóth	Yamaha YZF R1	20	1 Lap	1'45.215	265,3	1'42.443	259,9					
19		56	P. SEBESTYÉN	HUN	Team Tóth	Yamaha YZF R1	19	2 Laps	1'48.793	262,7							
20		9	D. SCHMITTER	SUI	Grillini Racing Team	Kawasaki ZX-10R	19	2 Laps	1'44.203	267,0							
-----Not Classified-----																	
RET	14	25	J. BROOKES	AUS	Milwaukee BMW	BMW S1000 RR	12	9 Laps	1'48.995	274,5	1'38.754	270,7	5		25	16	
RET	15	151	M. BAIOTTO	ITA	VFT Racing	Ducati Panigale R	10	11 Laps	1'53.467	260,8	1'39.305	265,3	2		8	19	
NS	21	16	J. HOOK	AUS	Grillini Racing Team	Kawasaki ZX-10R					1'43.957	263,0					

AIR	Humidity:	70%	Temp:	9°C
TRACK	Condition:	Dry	Temp:	16°C

Fastest Lap	20° Jonathan Rea	1'37.706	167,351	Km/h
Lap Record:	2015 J.Rea	1'35.889	170,520	Km/h
Best Lap	2014 L.Baz	1'34.357	173,290	Km/h

No.	Rider	From	To	Laps	Total
66	T. SYKES	1	4	4	4
25	J. BROOKES	5	7	3	
1	J. REA	8	8	1	
60	M. VAN DER MARK	9	9	1	1
25	J. BROOKES	10	10	1	
22	A. LOWES	11	11	1	1
25	J. BROOKES	12	12	1	5
44	L. MAHIAS	13	13	1	1
1	J. REA	14	21	8	9

No.	Rider	Laps
66	T. SYKES	56
7	C. DAVIES	47
1	J. REA	44
60	M. VAN DER MARK	8
25	J. BROOKES	5
22	A. LOWES	1
44	L. MAHIAS	1

17/04/2016 Start 13:01 End 13:41

The results are provisional until the end of the time limit for protests and appeals and the completion of the technical checks.

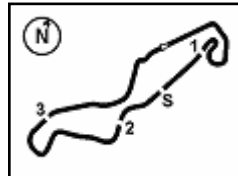
FCR PERDORA TUNING



Official Tyre Supplier



Official Timekeeper



Dutch Round, 15-16-17 April 2016 World Superbike - Results Race 2

RACE HIGHLIGHTS

12.45.08		WET RACE
12.58.01		Warm-up Lap Start
13.01.29		Start
13.03.28		No Jump Start
13.03.37	16 Hook	Not Started
13.11.02	40 Ramos	Entered Pits
13.12.35	12 Forés	Entered Pits
13.16.12	1 Rea	Entered Pits
13.16.19	66 Sykes	Entered Pits
13.16.51	81 Torres	Entered Pits
13.18.03	60 van der Mark	Entered Pits
13.18.09	34 Giugliano	Entered Pits
13.18.19	151 Baiocco	Entered Pits
13.18.21	2 Camier	Entered Pits
13.18.54	17 Abraham	Entered Pits
13.19.10	56 Sebestyén	Entered Pits
13.19.12	9 Schmitter	Entered Pits
13.19.55	32 Savadori	Entered Pits
13.20.17	94 Lussiana	Entered Pits
13.21.40	151 Baiocco	Entered Pits
13.21.43	22 Lowes	Entered Pits
13.23.27	151 Baiocco	Out
13.23.28	25 Brookes	Entered Pits
13.23.29	7 Davies	Entered Pits
13.23.30	69 Hayden	Entered Pits
13.25.51	25 Brookes	Crashed - Rider OK - Turn 9
13.25.55	119 Szkopek	Entered Pits
13.29.29	44 Mahias	Entered Pits
13.30.06	25 Brookes	Out
13.41.06		End Of Session

17/04/2016 Start 13:01 End 13:41

The results are provisional until the end of the time limit for protests and appeals and the completion of the technical checks.

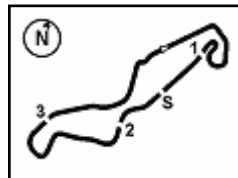
FCR PERODIA TUNING



Official Tyre Supplier



Official Timekeeper



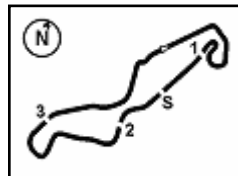
TT Circuit Assen 4.542 m

1 / 3

Dutch Round, 15-16-17 April 2016 World Superbike - Lap Chart Race 2

Pos	Lap																				
	1	2	3	4	5	6	7	8	9	10	11	12	13	14	15	16	17	18	19	20	21
1	66	66	66	66	25	25	25	1	60	25	22	25	44	1	1	1	1	1	1	1	1
2	7	12	69	60	60	60	69	25	25	32	25	7	1	66	66	66	66	66	66	66	66
3	12	7	60	69	69	69	1	69	69	69	7	69	66	60	60	60	60	60	60	60	60
4	69	69	12	1	1	1	60	60	34	7	69	44	119	44	44	32	32	32	32	32	32
5	1	60	1	25	66	12	34	66	7	22	44	119	60	32	32	7	7	7	7	7	7
6	60	34	25	12	32	34	32	34	32	94	119	1	32	7	7	22	22	69	69	69	69
7	34	1	7	32	34	32	7	32	22	44	1	66	7	22	22	69	69	22	22	22	22
8	32	25	32	7	12	66	22	7	151	119	66	60	22	69	69	34	34	34	34	34	34
9	22	32	34	34	7	7	66	22	2	1	60	32	69	34	34	12	12	12	12	12	2
10	25	22	22	22	22	22	119	151	119	66	32	22	34	12	12	50	50	2	2	2	12
11	119	119	119	119	119	119	151	119	44	60	34	34	50	50	50	2	2	50	50	50	50
12	151	2	2	2	2	151	2	2	94	34	50	50	12	2	2	40	40	40	40	40	40
13	2	151	151	151	151	2	94	44	17	50	12	12	2	40	40	44	44	44	44	44	44
14	44	94	94	94	44	44	44	94	1	12	2	2	40	17	17	17	17	17	17	17	17
15	40	44	44	44	94	94	81	81	66	151	40	40	17	21	21	81	81	81	81	81	81
16	94	40	40	40	40	81	17	17	56	2	94	94	94	94	94	21	21	21	21	21	21
17	81	81	81	81	81	17	56	56	9	40	17	17	21	81	81	21	94	94	94	94	94
18	17	17	17	17	17	56	9	9	50	17	21	21	81	119	119	119	119	119	119	119	119
19	9	56	56	56	56	9	50	50	12	21	81	81	56	56	56	56	56	56	56	56	56
20	56	9	9	9	9	50	12	12	40	81	56	56	9	9	9	9	9	9	9	9	9
21	50	50	50	50	50	21	40	40	21	56	9	9	9	9	9	9	9	9	9	9	9
22	21	21	21	21	21	40	21	21	81	9	9	9	9	9	9	9	9	9	9	9	9

Final Result		
1	1 J. REA	Laps 21
2	66 T. SYKES	2.442
3	60 M. VAN DER MARK	15.189
4	32 L. SAVADORI	25.507
5	7 C. DAVIES	30.853
6	69 N. HAYDEN	36.458
7	22 A. LOWES	39.263
8	34 D. GIUGLIANO	46.789
9	2 L. CAMIER	1'05.023
10	12 X. FORÉS	1'05.468
11	50 S. GUINTOLI	1'24.948
12	40 R. RAMOS	1'35.035
13	44 L. MAHIAS	1 Lap
14	17 K. ABRAHAM	1 Lap
15	81 J. TORRES	1 Lap
16	21 M. REITERBERGER	1 Lap
17	94 M. LUSSIANA	1 Lap
18	119 P. SZKOPEK	1 Lap
19	56 P. SEBESTYÉN	2 Laps
20	9 D. SCHMITTER	2 Laps
RET	25 J. BROOKES	9 Laps
RET	151 M. BAIOTTO	11 Laps
NS	16 J. HOOK	



TT Circuit Assen 4.542 m

Dutch Round, 15-16-17 April 2016 World Superbike - Lap Chart Race 2

Lap 1

1	66 T.Sykes (GBR)	
2	7 C.Davies (GBR)	0.221
3	12 X.Forés (ESP)	0.450
4	69 N.Hayden (USA)	0.595
5	1 J.Rea (GBR)	0.860
6	60 M.van der Mark (NED)	0.928
7	34 D.Giugliano (ITA)	1.038
8	32 L.Savadori (ITA)	1.674
9	22 A.Lowes (GBR)	1.740
10	25 J.Brookes (AUS)	2.015
11	119 P.Szkopek (POL)	2.664
12	151 M.Baiocco (ITA)	3.322
13	2 L.Camier (GBR)	3.353
14	44 L.Mahias (FRA)	5.642
15	40 R.Ramos (ESP)	5.852
16	94 M.Lussiana (FRA)	5.968
17	81 J.Torres (ESP)	6.827
18	17 K.Abraham (CZE)	9.146
19	9 D.Schmitter (SUI)	12.570
20	56 P.Sebestyén (HUN)	13.057
21	50 S.Guintoli (FRA)	19.080
22	21 M.Reiterberger (GER)	21.805

Lap 2

1	66 T.Sykes (GBR)	
2	12 X.Forés (ESP)	0.927
3	7 C.Davies (GBR)	1.033
4	69 N.Hayden (USA)	1.132
5	60 M.van der Mark (NED)	1.246
6	34 D.Giugliano (ITA)	2.169
7	1 J.Rea (GBR)	2.182
8	25 J.Brookes (AUS)	2.512
9	32 L.Savadori (ITA)	2.741
10	22 A.Lowes (GBR)	2.815
11	119 P.Szkopek (POL)	3.059
12	2 L.Camier (GBR)	3.496
13	151 M.Baiocco (ITA)	4.827
14	94 M.Lussiana (FRA)	7.983
15	44 L.Mahias (FRA)	8.442
16	40 R.Ramos (ESP)	10.349
17	81 J.Torres (ESP)	11.239
18	17 K.Abraham (CZE)	16.205
19	56 P.Sebestyén (HUN)	23.091
20	9 D.Schmitter (SUI)	23.092
21	50 S.Guintoli (FRA)	35.597
22	21 M.Reiterberger (GER)	43.397

Lap 3

1	66 T.Sykes (GBR)	
2	69 N.Hayden (USA)	1.336
3	60 M.van der Mark (NED)	1.548
4	12 X.Forés (ESP)	1.791
5	1 J.Rea (GBR)	2.318
6	25 J.Brookes (AUS)	2.391
7	7 C.Davies (GBR)	2.497
8	32 L.Savadori (ITA)	2.699
9	34 D.Giugliano (ITA)	2.839
10	22 A.Lowes (GBR)	3.741
11	119 P.Szkopek (POL)	3.911
12	2 L.Camier (GBR)	4.103
13	151 M.Baiocco (ITA)	5.706
14	94 M.Lussiana (FRA)	9.188
15	44 L.Mahias (FRA)	10.221
16	40 R.Ramos (ESP)	14.797
17	81 J.Torres (ESP)	15.119
18	17 K.Abraham (CZE)	22.182
19	56 P.Sebestyén (HUN)	32.985
20	9 D.Schmitter (SUI)	33.302
21	50 S.Guintoli (FRA)	50.485
22	21 M.Reiterberger (GER)	1'03.005

Lap 4

1	66 T.Sykes (GBR)	
2	60 M.van der Mark (NED)	0.309
3	69 N.Hayden (USA)	0.989
4	1 J.Rea (GBR)	1.918
5	25 J.Brookes (AUS)	1.949
6	12 X.Forés (ESP)	2.252

7	32 L.Savadori (ITA)	2.649
8	7 C.Davies (GBR)	2.876
9	34 D.Giugliano (ITA)	2.943
10	22 A.Lowes (GBR)	3.642
11	119 P.Szkopek (POL)	3.803
12	2 L.Camier (GBR)	4.648
13	151 M.Baiocco (ITA)	6.122
14	94 M.Lussiana (FRA)	11.281
15	44 L.Mahias (FRA)	11.331
16	40 R.Ramos (ESP)	19.414
17	81 J.Torres (ESP)	19.455
18	17 K.Abraham (CZE)	29.380
19	56 P.Sebestyén (HUN)	39.157
20	9 D.Schmitter (SUI)	40.382
21	50 S.Guintoli (FRA)	1'01.617
22	21 M.Reiterberger (GER)	1'20.440

Lap 5

1	25 J.Brookes (AUS)	
2	60 M.van der Mark (NED)	0.276
3	69 N.Hayden (USA)	0.664
4	1 J.Rea (GBR)	1.027
5	66 T.Sykes (GBR)	1.527
6	32 L.Savadori (ITA)	2.163
7	34 D.Giugliano (ITA)	2.379
8	12 X.Forés (ESP)	2.972
9	7 C.Davies (GBR)	3.087
10	22 A.Lowes (GBR)	3.719
11	119 P.Szkopek (POL)	4.120
12	2 L.Camier (GBR)	6.120
13	151 M.Baiocco (ITA)	6.738
14	44 L.Mahias (FRA)	13.414
15	94 M.Lussiana (FRA)	13.679
16	40 R.Ramos (ESP)	19.500
17	81 J.Torres (ESP)	23.865
18	17 K.Abraham (CZE)	35.537
19	56 P.Sebestyén (HUN)	44.604
20	9 D.Schmitter (SUI)	47.558
21	50 S.Guintoli (FRA)	1'11.436
22	21 M.Reiterberger (GER)	1'34.429

Lap 6

1	25 J.Brookes (AUS)	
2	60 M.van der Mark (NED)	0.416
3	69 N.Hayden (USA)	0.697
4	1 J.Rea (GBR)	1.154
5	12 X.Forés (ESP)	1.296
6	34 D.Giugliano (ITA)	2.723
7	32 L.Savadori (ITA)	3.005
8	66 T.Sykes (GBR)	3.490
9	7 C.Davies (GBR)	3.802
10	22 A.Lowes (GBR)	4.077
11	119 P.Szkopek (POL)	6.589
12	151 M.Baiocco (ITA)	9.224
13	2 L.Camier (GBR)	10.121
14	44 L.Mahias (FRA)	16.420
15	94 M.Lussiana (FRA)	16.573
16	81 J.Torres (ESP)	29.453
17	17 K.Abraham (CZE)	40.795
18	56 P.Sebestyén (HUN)	50.967
19	9 D.Schmitter (SUI)	54.497
20	50 S.Guintoli (FRA)	1'19.166
21	21 M.Reiterberger (GER)	1'44.935
22	40 R.Ramos (ESP)	1'48.503

Lap 7

1	25 J.Brookes (AUS)	
2	69 N.Hayden (USA)	0.879
3	1 J.Rea (GBR)	1.906
4	60 M.van der Mark (NED)	2.157
5	34 D.Giugliano (ITA)	3.583
6	32 L.Savadori (ITA)	3.795
7	7 C.Davies (GBR)	4.451
8	22 A.Lowes (GBR)	4.798
9	66 T.Sykes (GBR)	5.963
10	119 P.Szkopek (POL)	11.322
11	151 M.Baiocco (ITA)	12.110
12	2 L.Camier (GBR)	13.096
13	94 M.Lussiana (FRA)	19.859
14	44 L.Mahias (FRA)	19.977

15	81 J.Torres (ESP)	34.620
16	17 K.Abraham (CZE)	45.340
17	56 P.Sebestyén (HUN)	56.986
18	9 D.Schmitter (SUI)	1'00.609
19	50 S.Guintoli (FRA)	1'22.803
20	12 X.Forés (ESP)	1'36.025
21	40 R.Ramos (ESP)	
22	21 M.Reiterberger (GER)	

Lap 8

1	1 J.Rea (GBR)	
2	25 J.Brookes (AUS)	3.614
3	69 N.Hayden (USA)	4.950
4	60 M.van der Mark (NED)	5.936
5	66 T.Sykes (GBR)	6.499
6	34 D.Giugliano (ITA)	8.232
7	32 L.Savadori (ITA)	8.318
8	7 C.Davies (GBR)	8.468
9	22 A.Lowes (GBR)	9.101
10	151 M.Baiocco (ITA)	19.864
11	119 P.Szkopek (POL)	19.876
12	2 L.Camier (GBR)	20.506
13	44 L.Mahias (FRA)	25.636
14	94 M.Lussiana (FRA)	26.069
15	81 J.Torres (ESP)	39.227
16	17 K.Abraham (CZE)	53.427
17	56 P.Sebestyén (HUN)	1'06.055
18	9 D.Schmitter (SUI)	1'09.523
19	50 S.Guintoli (FRA)	1'27.388
20	12 X.Forés (ESP)	1'40.019
21	40 R.Ramos (ESP)	
22	21 M.Reiterberger (GER)	

Lap 9

1	60 M.van der Mark (NED)	
2	25 J.Brookes (AUS)	3.586
3	69 N.Hayden (USA)	4.738
4	34 D.Giugliano (ITA)	6.434
5	7 C.Davies (GBR)	8.060
6	32 L.Savadori (ITA)	8.671
7	22 A.Lowes (GBR)	9.048
8	151 M.Baiocco (ITA)	16.918
9	2 L.Camier (GBR)	18.309
10	119 P.Szkopek (POL)	24.177
11	44 L.Mahias (FRA)	26.172
12	94 M.Lussiana (FRA)	27.537
13	17 K.Abraham (CZE)	51.737
14	1 J.Rea (GBR)	1'00.774
15	66 T.Sykes (GBR)	1'04.549
16	56 P.Sebestyén (HUN)	1'06.955
17	9 D.Schmitter (SUI)	1'10.045
18	50 S.Guintoli (FRA)	1'26.977
19	12 X.Forés (ESP)	1'37.902
20	40 R.Ramos (ESP)	
21	21 M.Reiterberger (GER)	
22	81 J.Torres (ESP)	

Lap 10

1	25 J.Brookes (AUS)	
2	32 L.Savadori (ITA)	0.300
3	69 N.Hayden (USA)	1.010
4	7 C.Davies (GBR)	3.212
5	22 A.Lowes (GBR)	4.421
6	94 M.Lussiana (FRA)	21.571
7	44 L.Mahias (FRA)	24.765
8	119 P.Szkopek (POL)	26.229
9	1 J.Rea (GBR)	52.662
10	66 T.Sykes (GBR)	55.232
11	60 M.van der Mark (NED)	57.096
12	34 D.Giugliano (ITA)	1'15.511
13	50 S.Guintoli (FRA)	1'21.380
14	12 X.Forés (ESP)	1'30.718
15	151 M.Baiocco (ITA)	1'45.130
16	2 L.Camier (GBR)	1'45.654
17	40 R.Ramos (ESP)	
18	17 K.Abraham (CZE)	
19	21 M.Reiterberger (GER)	
20	81 J.Torres (ESP)	
21	56 P.Sebestyén (HUN)	
22	9 D.Schmitter (SUI)	

Lap 11

1	22 A.Lowes (GBR)	
2	25 J.Brookes (AUS)	2.252
3	7 C.Davies (GBR)	2.913
4	69 N.Hayden (USA)	3.234
5	44 L.Mahias (FRA)	27.126
6	119 P.Szkopek (POL)	31.449
7	1 J.Rea (GBR)	47.475
8	66 T.Sykes (GBR)	48.202
9	60 M.van der Mark (NED)	53.845
10	32 L.Savadori (ITA)	1'04.562
11	34 D.Giugliano (ITA)	1'15.582
12	50 S.Guintoli (FRA)	1'19.582
13	12 X.Forés (ESP)	1'26.942
14	2 L.Camier (GBR)	1'44.593
15	40 R.Ramos (ESP)	
16	94 M.Lussiana (FRA)	
17	17 K.Abraham (CZE)	
18	21 M.Reiterberger (GER)	
19	81 J.Torres (ESP)	
20	56 P.Sebestyén (HUN)	
21	9 D.Schmitter (SUI)	

Lap 12

1	25 J.Brookes (AUS)	
2	7 C.Davies (GBR)	0.246
3	69 N.Hayden (USA)	1.633
4	44 L.Mahias (FRA)	33.224
5	119 P.Szkopek (POL)	40.113
6	1 J.Rea (GBR)	43.961
7	66 T.Sykes (GBR)	44.242
8	60 M.van der Mark (NED)	50.586
9	32 L.Savadori (ITA)	1'02.534
10	22 A.Lowes (GBR)	1'07.198
11	34 D.Giugliano (ITA)	1'14.941
12	50 S.Guintoli (FRA)	1'19.363
13	12 X.Forés (ESP)	1'25.361
14	2 L.Camier (GBR)	1'42.622
15	40 R.Ramos (ESP)	1'56.661
16	94 M.Lussiana (FRA)	2'09.885
17	17 K.Abraham (CZE)	2'10.116
18	21 M.Reiterberger (GER)	2'12.070
19	81 J.Torres (ESP)	
20	56 P.Sebestyén (HUN)	
21	9 D.Schmitter (SUI)	

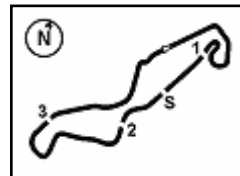
Lap 13

1	44 L.Mahias (FRA)	
2	1 J.Rea (GBR)	0.351
3	66 T.Sykes (GBR)	0.656
4	119 P.Szkopek (POL)	2.553
5	60 M.van der Mark (NED)	7.717
6	32 L.Savadori (ITA)	19.479
7	7 C.Davies (GBR)	25.557
8	22 A.Lowes (GBR)	26.948
9	69 N.Hayden (USA)	28.303
10	34 D.Giugliano (ITA)	33.821
11	50 S.Guintoli (FRA)	41.194
12	12 X.Forés (ESP)	43.842
13	2 L.Camier (GBR)	1'00.421
14	40 R.Ramos (ESP)	1'15.278
15	17 K.Abraham (CZE)	1'33.459
16	94 M.Lussiana (FRA)	1'33.716
17	21 M.Reiterberger (GER)	1'36.372
18	81 J.Torres (ESP)	
19	56 P.Sebestyén (HUN)	
20	9 D.Schmitter (SUI)	

Lap 14

1	1 J.Rea (GBR)	
2	66 T.Sykes (GBR)	0.222
3	60 M.van der Mark (NED)	8.108
4	44 L.Mahias (FRA)	10.793
5	32 L.Savadori (ITA)	18.997
6	7 C.Davies (GBR)	26.109
7	22 A.Lowes (GBR)	27.978
8	69 N.Hayden (USA)	29.318
9	34 D.Giugliano (ITA)	35.244





TT Circuit Assen 4.542 m

Dutch Round, 15-16-17 April 2016 World Superbike - Lap Chart Race 2

10	12 X.Forés (ESP)	46.568	1	1 J.Rea (GBR)	
11	50 S.Guintoli (FRA)	46.808	2	66 T.Sykes (GBR)	1.115
12	2 L.Camier (GBR)	1'01.744	3	60 M.van der Mark (NED)	10.864
13	40 R.Ramos (ESP)	1'17.268	4	32 L.Savadori (ITA)	20.592
14	17 K.Abraham (CZE)	1'38.600	5	7 C.Davies (GBR)	28.262
15	21 M.Reiterberger (GER)		6	69 N.Hayden (USA)	31.667
16	94 M.Lussiana (FRA)		7	22 A.Lowes (GBR)	32.606
17	81 J.Torres (ESP)		8	34 D.Giugliano (ITA)	40.689
18	119 P.Szkopek (POL)		9	12 X.Forés (ESP)	57.395
19	56 P.Sebestyén (HUN)		10	2 L.Camier (GBR)	1'04.170
20	9 D.Schmitter (SUI)		11	50 S.Guintoli (FRA)	1'07.839
			12	40 R.Ramos (ESP)	1'27.535
			13	44 L.Mahias (FRA)	
			14	17 K.Abraham (CZE)	
			15	81 J.Torres (ESP)	
			16	21 M.Reiterberger (GER)	
			17	94 M.Lussiana (FRA)	
			18	119 P.Szkopek (POL)	
			19	56 P.Sebestyén (HUN)	
			20	9 D.Schmitter (SUI)	

Lap 15

1	1 J.Rea (GBR)		1	1 J.Rea (GBR)	
2	66 T.Sykes (GBR)	0.187	2	66 T.Sykes (GBR)	0.605
3	60 M.van der Mark (NED)	8.259	3	60 M.van der Mark (NED)	11.552
4	44 L.Mahias (FRA)	15.729	4	32 L.Savadori (ITA)	21.011
5	32 L.Savadori (ITA)	19.091	5	7 C.Davies (GBR)	28.136
6	7 C.Davies (GBR)	26.629	6	69 N.Hayden (USA)	33.314
7	22 A.Lowes (GBR)	28.638	7	22 A.Lowes (GBR)	34.628
8	69 N.Hayden (USA)	30.222	8	34 D.Giugliano (ITA)	41.521
9	34 D.Giugliano (ITA)	36.378	9	12 X.Forés (ESP)	1'00.365
10	12 X.Forés (ESP)	48.548	10	2 L.Camier (GBR)	1'04.441
11	50 S.Guintoli (FRA)	51.947	11	50 S.Guintoli (FRA)	1'13.185
12	2 L.Camier (GBR)	1'02.121	12	40 R.Ramos (ESP)	1'29.420
13	40 R.Ramos (ESP)	1'19.097	13	44 L.Mahias (FRA)	
14	17 K.Abraham (CZE)		14	17 K.Abraham (CZE)	
15	21 M.Reiterberger (GER)		15	81 J.Torres (ESP)	
16	94 M.Lussiana (FRA)		16	21 M.Reiterberger (GER)	
17	81 J.Torres (ESP)		17	94 M.Lussiana (FRA)	
18	119 P.Szkopek (POL)		18	119 P.Szkopek (POL)	
19	56 P.Sebestyén (HUN)		19	56 P.Sebestyén (HUN)	
20	9 D.Schmitter (SUI)		20	9 D.Schmitter (SUI)	

Lap 19

1	1 J.Rea (GBR)		1	1 J.Rea (GBR)	
2	66 T.Sykes (GBR)	0.908	2	66 T.Sykes (GBR)	1.130
3	60 M.van der Mark (NED)	9.373	3	60 M.van der Mark (NED)	13.656
4	32 L.Savadori (ITA)	19.455	4	32 L.Savadori (ITA)	23.392
5	7 C.Davies (GBR)	27.331	5	7 C.Davies (GBR)	29.270
6	22 A.Lowes (GBR)	29.452	6	69 N.Hayden (USA)	34.896
7	69 N.Hayden (USA)	30.672	7	22 A.Lowes (GBR)	36.469
8	34 D.Giugliano (ITA)	38.420	8	34 D.Giugliano (ITA)	44.721
9	12 X.Forés (ESP)	51.446	9	12 X.Forés (ESP)	1'03.356
10	50 S.Guintoli (FRA)	56.935	10	2 L.Camier (GBR)	1'04.709
11	2 L.Camier (GBR)	1'02.653	11	50 S.Guintoli (FRA)	1'19.239
12	40 R.Ramos (ESP)	1'23.298	12	40 R.Ramos (ESP)	1'31.787
13	44 L.Mahias (FRA)		13	44 L.Mahias (FRA)	
14	17 K.Abraham (CZE)		14	17 K.Abraham (CZE)	
15	81 J.Torres (ESP)		15	81 J.Torres (ESP)	
16	21 M.Reiterberger (GER)		16	21 M.Reiterberger (GER)	
17	94 M.Lussiana (FRA)		17	94 M.Lussiana (FRA)	
18	119 P.Szkopek (POL)		18	119 P.Szkopek (POL)	
19	56 P.Sebestyén (HUN)				
20	9 D.Schmitter (SUI)				

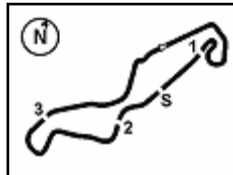
Lap 20

1	1 J.Rea (GBR)		1	1 J.Rea (GBR)	
2	66 T.Sykes (GBR)	1.277	2	66 T.Sykes (GBR)	2.442
3	60 M.van der Mark (NED)	10.512	3	60 M.van der Mark (NED)	15.189
4	32 L.Savadori (ITA)	20.307	4	32 L.Savadori (ITA)	25.507
5	7 C.Davies (GBR)	28.031	5	7 C.Davies (GBR)	30.853
6	22 A.Lowes (GBR)	31.428	6	69 N.Hayden (USA)	36.458
7	69 N.Hayden (USA)	31.463	7	22 A.Lowes (GBR)	39.263
8	34 D.Giugliano (ITA)	39.743	8	34 D.Giugliano (ITA)	46.789
9	12 X.Forés (ESP)	54.917	9	2 L.Camier (GBR)	1'05.023
10	50 S.Guintoli (FRA)	1'02.480	10	12 X.Forés (ESP)	1'05.468
11	2 L.Camier (GBR)	1'03.317	11	50 S.Guintoli (FRA)	1'24.948
12	40 R.Ramos (ESP)	1'25.768	12	40 R.Ramos (ESP)	1'35.035
13	44 L.Mahias (FRA)				
14	17 K.Abraham (CZE)				
15	81 J.Torres (ESP)				
16	21 M.Reiterberger (GER)				
17	94 M.Lussiana (FRA)				
18	119 P.Szkopek (POL)				
19	56 P.Sebestyén (HUN)				
20	9 D.Schmitter (SUI)				

Lap 21

1	1 J.Rea (GBR)		1	1 J.Rea (GBR)	
2	66 T.Sykes (GBR)	1.277	2	66 T.Sykes (GBR)	2.442
3	60 M.van der Mark (NED)	10.512	3	60 M.van der Mark (NED)	15.189
4	32 L.Savadori (ITA)	20.307	4	32 L.Savadori (ITA)	25.507
5	7 C.Davies (GBR)	28.031	5	7 C.Davies (GBR)	30.853
6	22 A.Lowes (GBR)	31.428	6	69 N.Hayden (USA)	36.458
7	69 N.Hayden (USA)	31.463	7	22 A.Lowes (GBR)	39.263
8	34 D.Giugliano (ITA)	39.743	8	34 D.Giugliano (ITA)	46.789
9	12 X.Forés (ESP)	54.917	9	2 L.Camier (GBR)	1'05.023
10	50 S.Guintoli (FRA)	1'02.480	10	12 X.Forés (ESP)	1'05.468
11	2 L.Camier (GBR)	1'03.317	11	50 S.Guintoli (FRA)	1'24.948
12	40 R.Ramos (ESP)	1'25.768	12	40 R.Ramos (ESP)	1'35.035
13	44 L.Mahias (FRA)				
14	17 K.Abraham (CZE)				
15	81 J.Torres (ESP)				
16	21 M.Reiterberger (GER)				
17	94 M.Lussiana (FRA)				
18	119 P.Szkopek (POL)				
19	56 P.Sebestyén (HUN)				
20	9 D.Schmitter (SUI)				

Lap 18


Dutch Round, 15-16-17 April 2016
World Superbike - Best Sector & Speed Race 2

TT Circuit Assen 4.542 m

Results

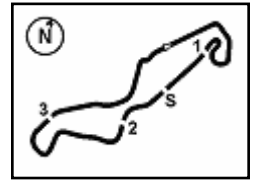
1	1 J. REA	Kawasaki ZX-10R	Laps 21
2	66 T. SYKES	Kawasaki ZX-10R	2.442
3	60 M. VAN DER MARK	Honda CBR1000RR SP	15.189
4	32 L. SAVADORI	Aorilia RSV4 RF	25.507
5	7 C. DAVIES	Ducati Panigale R	30.853
6	69 N. HAYDEN	Honda CBR1000RR SP	36.458
7	22 A. LOWES	Yamaha YZF R1	39.263
8	34 D. GIUGLIANO	Ducati Panigale R	46.789
9	2 L. CAMIER	MV Austa 1000 F4	1'05.023
10	12 X. FORÉS	Ducati Panigale R	1'05.468
11	50 S. GUINTOLI	Yamaha YZF R1	1'24.948
12	40 R. RAMOS	Kawasaki ZX-10R	1'35.035
13	44 L. MAHIAS	Kawasaki ZX-10R	1 Lap
14	17 K. ABRAHAM	BMW S1000 RR	1 Lap
15	81 J. TORRES	BMW S1000 RR	1 Lap
16	21 M. REITERBERGER	BMW S1000 RR	1 Lap
17	94 M. LUSSIANA	BMW S1000 RR	1 Lap
18	119 P. SZKOPEK	Yamaha YZF R1	1 Lap
19	56 P. SEBESTYÉN	Yamaha YZF R1	2 Laos
20	9 D. SCHMITTER	Kawasaki ZX-10R	2 Laos
RET	25 J. BROOKES	BMW S1000 RR	9 Laps
RET	151 M. BAIOTTO	Ducati Panigale R	11 Laps
NS	16 J. HOOK	Kawasaki ZX-10R	

Top Speeds

1	66 T. SYKES	Kawasaki ZX-10R	285.8
2	1 J. REA	Kawasaki ZX-10R	285.4
3	7 C. DAVIES	Ducati Panigale R	283.9
4	69 N. HAYDEN	Honda CBR1000RR SP	282.0
5	60 M. VAN DER MARK	Honda CBR1000RR SP	282.0
6	22 A. LOWES	Yamaha YZF R1	281.6
7	32 L. SAVADORI	Aorilia RSV4 RF	280.5
8	50 S. GUINTOLI	Yamaha YZF R1	280.5
9	81 J. TORRES	BMW S1000 RR	280.5
10	17 K. ABRAHAM	BMW S1000 RR	279.4
11	2 L. CAMIER	MV Austa 1000 F4	278.7
12	12 X. FORÉS	Ducati Panigale R	278.0
13	34 D. GIUGLIANO	Ducati Panigale R	277.3
14	44 L. MAHIAS	Kawasaki ZX-10R	276.2
15	40 R. RAMOS	Kawasaki ZX-10R	274.8
16	25 J. BROOKES	BMW S1000 RR	274.5
17	94 M. LUSSIANA	BMW S1000 RR	272.7
18	21 M. REITERBERGER	BMW S1000 RR	272.4
19	9 D. SCHMITTER	Kawasaki ZX-10R	267.0
20	119 P. SZKOPEK	Yamaha YZF R1	265.3
21	56 P. SEBESTYÉN	Yamaha YZF R1	262.7
22	151 M. BAIOTTO	Ducati Panigale R	260.8

Seg. 1		Seg. 2		Seg. 3		Seg. 4		Seg. 5			
1	2 L. CAMIER	32.060	1	66 T. SYKES	5.107	1	1 J. REA	9.430	1	1 J. REA	22.435
2	1 J. REA	32.119	2	1 J. REA	5.129	2	2 L. CAMIER	9.439	2	1 J. REA	22.530
3	66 T. SYKES	32.235	3	69 N. HAYDEN	5.142	3	66 T. SYKES	9.447	3	69 N. HAYDEN	22.608
4	7 C. DAVIES	32.241	4	7 C. DAVIES	5.156	4	32 L. SAVADORI	9.471	4	66 T. SYKES	22.853
5	32 L. SAVADORI	32.276	5	32 L. SAVADORI	5.181	5	7 C. DAVIES	9.533	5	32 L. SAVADORI	22.875
6	81 J. TORRES	32.366	6	60 M. VAN DER MAR	5.185	6	12 X. FORÉS	9.638	6	7 C. DAVIES	22.912
7	69 N. HAYDEN	32.390	7	22 A. LOWES	5.195	7	60 M. VAN DER MAR	9.643	7	60 M. VAN DER MAR	22.959
8	60 M. VAN DER MAR	32.471	8	34 D. GIUGLIANO	5.213	8	22 A. LOWES	9.674	8	81 J. TORRES	23.075
9	44 L. MAHIAS	32.524	9	17 K. ABRAHAM	5.221	9	69 N. HAYDEN	9.724	9	34 D. GIUGLIANO	23.084
10	34 D. GIUGLIANO	32.653	10	81 J. TORRES	5.223	10	81 J. TORRES	9.736	10	22 A. LOWES	23.140
11	22 A. LOWES	32.689	11	50 S. GUINTOLI	5.236	11	40 R. RAMOS	9.738	11	44 L. MAHIAS	23.155
12	40 R. RAMOS	32.823	12	12 X. FORÉS	5.247	12	34 D. GIUGLIANO	9.766	12	40 R. RAMOS	23.172
13	17 K. ABRAHAM	32.914	13	2 L. CAMIER	5.254	13	17 K. ABRAHAM	9.919	13	17 K. ABRAHAM	23.187
14	12 X. FORÉS	32.978	14	44 L. MAHIAS	5.285	14	44 L. MAHIAS	9.952	14	12 X. FORÉS	23.393
15	50 S. GUINTOLI	34.010	15	21 M. REITERBERG	5.290	15	50 S. GUINTOLI	10.170	15	50 S. GUINTOLI	23.901
16	9 D. SCHMITTER	34.328	16	40 R. RAMOS	5.312	16	21 M. REITERBERG	10.176	16	9 D. SCHMITTER	24.089
17	119 P. SZKOPEK	34.498	17	25 J. BROOKES	5.325	17	94 M. LUSSIANA	10.280	17	119 P. SZKOPEK	24.184
18	21 M. REITERBERG	34.686	18	94 M. LUSSIANA	5.328	18	9 D. SCHMITTER	10.301	18	94 M. LUSSIANA	24.267
19	94 M. LUSSIANA	34.756	19	9 D. SCHMITTER	5.388	19	119 P. SZKOPEK	10.365	19	21 M. REITERBERG	24.462
20	56 P. SEBESTYÉN	35.493	20	119 P. SZKOPEK	5.389	20	25 J. BROOKES	10.462	20	56 P. SEBESTYÉN	25.041
21	25 J. BROOKES	35.682	21	56 P. SEBESTYÉN	5.402	21	56 P. SEBESTYÉN	10.797	21	25 J. BROOKES	25.236
22	151 M. BAIOTTO	36.639	22	151 M. BAIOTTO	5.472	22	151 M. BAIOTTO	11.226	22	151 M. BAIOTTO	26.137





Dutch Round, 15-16-17 April 2016

World Superbike - Chronological Analysis Race 2

Start at 13:01'01.298

1 J. REA (1'37.706)								
Lap	Seg. 1	Seg. 2	Seg. 3	Seg. 4	Seg. 5	Lap Time	km/h	Local Time
1	43.940	5.509	12.080	35.053	28.555	2'05.137	251.7	13:03'06.435
2	38.530	5.386	11.783	34.089	27.397	1'57.185	250.5	13:05'03.620
3	37.345	5.334	11.592	33.518	27.084	1'54.873	257.4	13:06'58.493
4	36.953	5.356	11.479	32.956	26.798	1'53.542	254.0	13:08'52.035
5	36.630	5.349	11.145	32.684	26.152	1'51.960	262.1	13:10'43.995
6	36.547	5.375	11.294	32.377	25.932	1'51.525	259.9	13:12'35.520
7	36.346	5.403	11.252	32.558	26.298	1'51.857	252.3	13:14'27.377
8	36.116	5.362	11.137	32.015	20.432	1'45.062 P	254.3	13:16'12.439
9	1'37.911	5.298	11.115	32.206	24.588	2'51.118 P	274.5	13:19'03.557
10	34.553	5.200	10.384	30.354	23.978	1'44.469	281.6	13:20'48.206
11	33.616	5.206	10.428	29.767	23.612	1'42.629	280.9	13:22'30.655
12	33.039	5.175	10.030	29.426	24.200	1'41.870	282.7	13:24'12.525
13	33.152	5.161	9.812	29.169	23.274	1'40.568	283.1	13:25'53.093
14	32.904	5.190	9.763	29.054	23.210	1'40.121	282.7	13:27'33.214
15	32.654	5.142	9.701	29.297	23.093	1'39.887	285.4	13:29'13.101
16	32.675	5.191	9.525	28.921	22.768	1'39.080	281.6	13:30'52.181
17	32.254	5.177	9.557	28.697	22.776	1'38.461	282.4	13:32'30.642
18	32.533	5.175	9.541	28.852	22.763	1'38.864	282.4	13:34'09.506
19	32.280	5.129	9.808	28.829	22.677	1'38.723	284.6	13:35'48.229
20	32.141	5.157	9.484	28.489	22.435	1'37.706	282.4	13:37'25.935
21	32.119	5.196	9.430	28.605	22.792	1'38.142	282.4	13:39'04.077

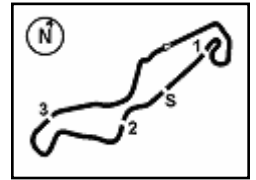
66 T. SYKES (1'38.213)								
Lap	Seg. 1	Seg. 2	Seg. 3	Seg. 4	Seg. 5	Lap Time	km/h	Local Time
1	43.818	5.419	12.031	35.099	27.910	2'04.277	257.1	13:03'05.575
2	38.407	5.338	11.472	33.673	26.973	1'55.863	262.4	13:05'01.438
3	37.802	5.326	11.230	33.570	26.809	1'54.737	267.0	13:06'56.175
4	37.613	5.360	11.248	33.291	26.430	1'53.942	268.3	13:08'50.117
5	37.480	5.416	11.234	33.843	26.405	1'54.378	264.0	13:10'44.495
6	36.949	5.283	11.195	33.299	26.635	1'53.361	267.6	13:12'37.856
7	37.128	5.345	11.314	33.416	26.375	1'53.578	268.0	13:14'31.434
8	36.733	5.448	11.357	32.851	21.115	1'47.504 P	264.7	13:16'18.938
9	1'36.461	5.305	11.097	31.735	23.796	2'48.394 P	275.9	13:19'07.332
10	33.759	5.253	10.498	30.271	23.483	1'43.264	279.4	13:20'50.596
11	33.080	5.194	10.001	29.318	23.193	1'40.786	279.1	13:22'31.382
12	32.883	5.173	9.825	29.335	24.208	1'41.424	282.0	13:24'12.806
13	33.180	5.107	9.784	29.122	23.399	1'40.592	282.4	13:25'53.398
14	33.019	5.144	9.562	29.043	23.270	1'40.038	285.0	13:27'33.436
15	32.719	5.125	9.600	29.420	22.988	1'39.852	285.8	13:29'13.288
16	32.695	5.141	10.091	29.060	22.814	1'39.801	275.5	13:30'53.089
17	32.450	5.158	9.502	28.935	22.785	1'38.830	282.0	13:32'31.919
18	32.478	5.224	9.447	28.877	22.676	1'38.702	280.2	13:34'10.621
19	32.389	5.162	9.480	28.652	22.530	1'38.213	282.4	13:35'48.834
20	32.235	5.135	9.524	28.789	22.548	1'38.231	283.1	13:37'27.065
21	32.445	5.155	9.678	29.072	23.104	1'39.454	281.3	13:39'06.519

60 M. VAN DER MARK (1'39.216)								
Lap	Seg. 1	Seg. 2	Seg. 3	Seg. 4	Seg. 5	Lap Time	km/h	Local Time
1	44.386	5.393	12.195	35.245	27.986	2'05.205	251.1	13:03'06.503
2	38.308	5.420	11.529	34.035	26.889	1'56.181	258.9	13:05'02.684
3	37.784	5.375	11.564	33.402	26.914	1'55.309	257.7	13:06'57.723
4	36.621	5.386	11.261	33.162	26.273	1'52.703	262.7	13:08'50.426
5	36.766	5.410	11.244	33.276	26.122	1'52.818	269.6	13:10'43.244
6	36.600	5.474	11.137	32.711	25.616	1'51.538	266.3	13:12'34.782
7	36.907	5.444	11.002	32.810	26.683	1'52.846	264.0	13:14'27.628
8	36.388	5.430	10.959	32.564	25.406	1'50.747	265.0	13:16'18.375
9	36.307	5.445	11.014	32.161	19.481	1'44.408 P	268.6	13:18'02.783
10	1'36.663	5.291	11.526	31.611	24.586	2'49.677 P	276.6	13:20'52.460
11	34.243	5.321	10.812	30.355	23.834	1'44.565	277.3	13:22'37.025
12	33.399	5.278	10.222	29.594	23.632	1'42.125	278.4	13:24'19.150
13	32.989	5.199	10.013	29.564	23.544	1'41.309	281.6	13:26'00.459
14	32.900	5.195	9.889	29.451	23.428	1'40.863	281.6	13:27'41.322
15	32.837	5.218	9.763	29.149	23.071	1'40.038	282.0	13:29'21.360
16	32.716	5.186	9.817	29.332	23.143	1'40.194	281.6	13:31'01.554
17	32.553	5.226	9.769	29.012	23.040	1'39.600	279.1	13:32'41.154
18	32.505	5.229	9.768	28.755	22.959	1'39.216	279.1	13:34'20.370
19	32.471	5.185	9.643	28.865	23.247	1'39.411	282.0	13:35'59.781
20	32.536	5.241	9.710	28.949	23.374	1'39.810	276.9	13:37'39.591
21	32.596	5.218	9.781	28.800	23.280	1'39.675	280.9	13:39'19.266

32 L. SAVADORI (1'39.142)								
Lap	Seg. 1	Seg. 2	Seg. 3	Seg. 4	Seg. 5	Lap Time	km/h	Local Time
1	45.266	5.505	12.262	34.934	27.984	2'05.951	232.4	13:03'07.249
2	38.347	5.375	12.113	34.014	27.081	1'56.930	243.7	13:05'04.179
3	37.617	5.430	11.395	33.472	26.781	1'54.695	252.0	13:06'58.874
4	37.278	5.394	11.228	33.394	26.598	1'53.892	243.7	13:08'52.766
5	36.675	5.341	11.320	32.897	26.132	1'52.365	257.7	13:10'45.131
6	36.938	5.351	11.295	32.735	25.921	1'52.240	254.6	13:12'37.371
7	36.735	5.427	11.168	32.844	25.721	1'51.895	253.1	13:14'29.266
8	36.494	5.454	11.038	32.517	25.988	1'51.491	261.8	13:16'20.757
9	36.985	5.465	11.130	31.999	25.118	1'50.697	245.4	13:18'11.454

10	36.035	5.409	10.779	31.393	20.594	1'44.210 P	254.6	13:19'55.664
11	1'38.157	5.384	11.714	32.181	24.642	2'52.078 P	260.2	13:22'47.742
12	33.928	5.206	10.412	29.895	23.915	1'43.356	276.9	13:24'31.098
13	33.389	5.190	9.933	29.113	23.498	1'41.123	280.5	13:26'12.221
14	32.743	5.205	9.824	28.737	23.481	1'39.990	277.3	13:27'52.211
15	32.554	5.203	9.810	28.939	23.475	1'39.981	280.2	13:29'32.192
16	32.377	5.181	9.761	28.794	23.331	1'39.444	280.5	13:31'11.636
17	32.276	5.201	9.471	28.695	23.670	1'39.313	279.8	13:32'50.949
18	32.546	5.195	9.557	28.696	23.155	1'39.149	279.4	13:34'30.098
19	32.501	5.198	9.573	28.699	23.171	1'39.142	278.4	13:36'09.240
20	32.527	5.209	9.662	28.780	23.909	1'40.087	277.3	13:37'49.327
21	32.704	5.239	9.761	29.157	23.396	1'40.257	276.2	13:39'29.584

7 C. DAVIES (1'38.597)								
Lap	Seg. 1	Seg. 2	Seg. 3	Seg. 4	Seg. 5	Lap Time	km/h	Local Time
1	44.171	5.458	11.964	35.156	27.749	2'04.498	251.1	13:03'05.796
2	38.478	5.365	11.508	34.122	27.202	1'56.675	265.3	13:05'02.471
3	38.207	5.436	11.490	33.894	27.105	1'56.201	268.0	13:06'58.672
4	37.081	5.342	11.480	33.494	26.924	1'54.321	263.4	13:08'52.993
5	36.720	5.340	11.330	33.196	26.476	1'53.062	269.3	13:10'46.055
6	36.571	5.302	11.246	32.962	26.032	1'52.113	271.3	13:12'38.168
7	36.577	5.366	11.169	32.833	25.809	1'51.754	274.5	13:14'29.922
8	36.300	5.364	10.906	32.622	25.793	1'50.985	274.5	13:16'20.907
9	36.574	5.424	10.787	32.145	25.006	1'49.936	273.4	13:18'10.843
10	35.401	5.426	10.732	31.399	24.775	1'47.733	271.7	13:19'58.576
11	35.118	5.445	10.534	31.197	25.223	1'47.517	268.3	13:21'46.093
12	35.410	5.414	10.462	31.388	20.043	1'42.717 P	271.7	13:23'28.810
13	1'40.043	5.206	10.247	30.140	23.853	2'49.489 P	281.3	13:26'18.299
14	33.064	5.198	9.878	29.521	23.363	1'41.024	280.5	13:27'59.323
15	32.898	5.193	9.719	29.149	23.448	1'40.407	281.3	13:29'39.730
16	32.809	5.223	9.645	29.137	22.968	1'39.782	279.4	13:31'19.512
17	32.672	5.191	9.541	28.904	22.853	1'39.161	280.5	13:32'58.673
18	32.589	5.187	9.639	28.803	22.877	1'39.095	280.2	13:34'37.768
19	32.241	5.196	9.540	28.706	22.914	1'38.597	281.3	13:36'16.365
20	32.287	5.196	9.533	28.806	23.018	1'38.840	281.3	13:37'55.205
21	32.481	5.156	9.678	29.228	23.182			



TT Circuit Assen 4.542 m

Dutch Round, 15-16-17 April 2016

World Superbike - Chronological Analysis Race 2

Start at 13:01'01.298

34 D. GIUGLIANO (1'39.555)								
Lap	Seg. 1	Seg. 2	Seg. 3	Seg. 4	Seg. 5	Lap Time	km/h	Local Time
1	44.968	5.486	11.978	34.933	27.950	2'05.315	244.5	13:03'06.613
2	38.577	5.458	11.836	33.598	27.525	1'56.994	240.7	13:05'03.607
3	37.647	5.424	11.625	33.617	27.094	1'55.407	253.1	13:06'59.014
4	36.973	5.381	11.387	33.558	26.747	1'54.046	254.9	13:08'53.060
5	36.911	5.344	11.132	32.672	26.228	1'52.287	261.1	13:10'45.347
6	36.444	5.412	11.275	32.465	26.146	1'51.742	254.9	13:12'37.089
7	36.476	5.495	11.305	32.608	26.081	1'51.965	246.5	13:14'29.054
8	36.327	5.381	11.112	32.569	26.228	1'51.617	264.0	13:16'20.671
9	36.984	5.496	11.201	32.885	21.980	1'48.546 P	247.6	13:18'09.217
10	1'42.505	5.631	12.459	34.783	26.280	3'01.658 P	242.0	13:21'10.875
11	35.808	5.291	10.854	31.106	24.828	1'47.887	271.7	13:22'58.762
12	34.223	5.244	10.627	30.329	24.320	1'44.743	275.9	13:24'43.505
13	33.657	5.274	10.388	29.860	23.879	1'43.058	276.2	13:26'26.563
14	33.374	5.274	10.248	29.401	23.598	1'41.895	275.2	13:28'08.458
15	33.085	5.236	10.085	29.128	23.487	1'41.021	277.3	13:29'49.479
16	33.406	5.295	10.070	29.042	23.309	1'41.122	274.1	13:31'30.601
17	32.738	5.235	9.766	28.922	23.123	1'39.784	276.6	13:33'10.385
18	32.782	5.256	9.804	28.893	23.075	1'39.810	275.9	13:34'50.195
19	32.653	5.246	9.781	28.796	23.079	1'39.555	276.6	13:36'29.750
20	32.742	5.245	9.944	29.117	23.858	1'40.906	277.3	13:38'10.656
21	32.854	5.213	9.796	28.968	23.379	1'40.210	277.3	13:39'50.866

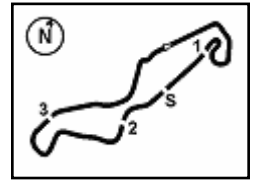
2 L. CAMIER (1'37.974)								
Lap	Seg. 1	Seg. 2	Seg. 3	Seg. 4	Seg. 5	Lap Time	km/h	Local Time
1	47.214	5.580	12.272	34.680	27.884	2'07.630	237.8	13:03'08.928
2	38.188	5.463	11.600	33.772	26.983	1'56.006	258.0	13:05'04.934
3	37.741	5.479	11.499	33.477	27.148	1'55.344	245.6	13:07'00.278
4	37.489	5.533	11.497	33.335	26.633	1'54.487	243.4	13:08'54.765
5	37.694	5.532	11.184	33.254	26.659	1'54.323	256.5	13:10'49.088
6	37.836	5.619	11.201	34.649	26.094	1'55.399	252.0	13:12'44.487
7	37.622	5.636	11.374	33.181	26.267	1'54.080	253.4	13:14'38.567
8	37.631	5.647	11.252	33.408	26.440	1'54.378	258.9	13:16'32.945
9	37.422	5.719	11.394	33.229	20.383	1'48.147 P	249.6	13:18'21.092
10	2'04.632	5.590	11.663	32.980	25.061	3'19.926 P	253.7	13:21'41.018
11	35.141	5.421	10.844	31.045	24.304	1'46.755	269.3	13:23'27.773
12	33.539	5.322	10.291	30.251	24.010	1'43.413	273.8	13:25'11.186
13	33.196	5.331	9.943	29.689	23.818	1'41.977	274.5	13:26'53.163
14	32.879	5.324	9.889	29.803	23.900	1'41.795	273.8	13:28'34.958
15	32.824	5.325	9.751	29.149	23.215	1'40.264	273.1	13:30'15.222
16	32.566	5.332	9.643	28.924	23.147	1'39.612	272.4	13:31'54.834
17	32.478	5.325	9.527	28.835	22.960	1'39.125	273.8	13:33'33.959
18	32.634	5.300	9.640	29.036	23.107	1'39.717	274.5	13:35'13.676
19	32.264	5.335	9.439	28.719	23.237	1'38.994	273.4	13:36'52.670
20	32.194	5.311	9.494	28.367	22.608	1'37.974	274.5	13:38'30.644
21	32.060	5.254	9.581	28.616	22.945	1'38.456	278.7	13:40'09.100

12 X. FORÉS (1'40.254)								
Lap	Seg. 1	Seg. 2	Seg. 3	Seg. 4	Seg. 5	Lap Time	km/h	Local Time
1	45.080	5.513	11.887	34.595	27.652	2'04.727	237.2	13:03'06.025
2	38.407	5.410	11.492	34.066	26.965	1'56.340	259.9	13:05'02.365
3	37.574	5.395	11.279	33.804	27.549	1'55.601	265.0	13:06'57.966
4	37.120	5.430	11.261	33.486	27.106	1'54.403	256.2	13:08'52.369
5	36.872	5.478	11.276	33.433	26.512	1'53.571	263.0	13:10'45.940
6	37.500	5.480	11.391	33.677	21.674	1'49.722 P	261.8	13:12'35.662
7	2'06.837	5.400	12.168	34.402	27.027	3'25.834 P	269.0	13:16'01.496
8	36.712	5.404	11.207	32.195	25.444	1'50.962	268.3	13:17'52.588
9	35.453	5.323	10.907	31.713	24.831	1'48.227	274.1	13:19'40.685
10	34.503	5.270	10.634	30.820	24.170	1'45.397	275.9	13:21'26.082
11	34.009	5.327	10.453	30.222	24.029	1'44.040	273.8	13:23'10.122
12	34.077	5.336	10.262	30.303	23.825	1'43.803	273.8	13:24'53.925
13	33.790	5.283	10.043	29.881	23.662	1'42.659	277.3	13:26'36.584
14	33.774	5.285	9.961	29.918	24.260	1'43.198	277.3	13:28'19.782
15	33.508	5.290	9.847	29.778	23.444	1'41.867	275.9	13:30'01.649
16	33.486	5.296	9.797	29.690	23.709	1'41.978	275.9	13:31'43.627
17	33.704	5.289	9.735	29.740	23.464	1'41.932	276.6	13:33'25.559
18	33.364	5.285	9.842	29.421	23.430	1'41.342	276.6	13:35'06.901
19	33.513	5.297	9.889	29.535	23.459	1'41.693	275.2	13:36'48.594
20	33.306	5.274	9.680	29.183	23.254	1'40.697	277.3	13:38'29.291
21	32.978	5.247	9.638	29.204	23.187	1'40.254	278.0	13:40'09.545

50 S. GUINTOLI (1'43.760)								
Lap	Seg. 1	Seg. 2	Seg. 3	Seg. 4	Seg. 5	Lap Time	km/h	Local Time
1	51.409	6.376	13.560	39.914	32.098	2'23.357	227.5	13:03'24.655
2	43.261	6.173	12.878	38.496	31.572	2'12.380	244.8	13:05'37.035
3	42.634	6.134	12.699	37.908	30.250	2'09.625	247.3	13:07'46.660
4	40.876	5.861	12.316	36.701	29.320	2'05.074	258.6	13:09'51.734
5	40.149	5.732	12.373	36.185	28.231	2'02.670	261.4	13:11'54.404
6	39.193	5.699	12.091	34.984	27.161	1'59.128	261.1	13:13'53.532
7	37.587	5.559	11.647	33.561	26.388	1'54.742	266.3	13:15'48.274
8	36.272	5.534	11.513	32.651	25.583	1'51.553	264.3	13:17'39.827
9	35.230	5.501	11.183	33.019	25.000	1'49.933	267.6	13:19'29.760

10	34.678	5.398	10.763	31.469	24.676	1'46.984	271.7	13:21'16.744
11	34.387	5.374	10.735	30.907	24.615	1'46.018	274.5	13:23'02.762
12	34.783	5.293	10.448	30.341	24.300	1'45.165	276.9	13:24'47.927
13	34.381	5.311	10.659	31.107	24.551	1'46.009	271.3	13:26'33.936
14	34.804	5.386	10.611	30.647	24.638	1'46.086	271.7	13:28'20.022
15	34.270	5.302	10.505	30.677	24.272	1'45.026	274.5	13:30'05.048
16	34.134	5.284	10.219	30.232	24.199	1'44.068	275.5	13:31'49.116
17	34.336	5.245	10.232	30.039	24.154	1'44.006	280.5	13:33'33.122
18	34.332	5.250	10.398	30.018	24.225	1'44.223	275.5	13:35'17.345
19	34.257	5.298	10.271	30.148	24.095	1'44.069	273.1	13:37'01.414
20	34.010	5.278	10.227	30.156	24.089	1'43.760	277.3	13:38'45.174
21	34.229	5.236	10.170	30.088	24.128	1'43.851	277.6	13:40'29.025

40 R. RAMOS (1'40.073)								
Lap	Seg. 1	Seg. 2	Seg. 3	Seg. 4	Seg. 5	Lap Time	km/h	Local Time
1	47.035	5.536	12.654	36.097	28.807	2'10.129	242.9	13:03'11.427
2	39.451	5.541	12.167	35.183	28.018	2'00.360	251.1	13:05'11.787
3	39.095	5.606	12.077	34.669	27.742	1'59.185	250.8	13:07'10.972
4	38.301	5.527	11.966	34.869	27.896	1'58.559	262.1	13:09'09.531
5	37.807	5.536	11.784	34.944	22.866	1'52.937 P	257.1	13:11'02.466
6	1'57.448	5.550	12.630	36.824	27.949	3'20.401 P	252.8	13:14'22.869
7	38.747	5.657	12.751	36.643	27.207	2'01.005	246.2	13:16'23.874
8	36.821	5.401	11.594	33.470	26.143	1'53.429	269.0	13:18'17.303
9	35.687	5.393	11.377	32.616	25.409	1'50.482	271.3	13:20'07.785
10	35.015	5.382	11.062	32.167	24.799	1'48.471	272.4	13:21'56.256
11	34.041	5.388	10.584	30.736	24.300	1'45.049	273.1	13:23'41.305
12	33.582	5.402	10.439	30.336	24.161	1'43.920	273.1	13:25'25.225
13	33.506	5.347	10.127	29.836	23.979	1'42.795	273.8	13:27'08.020
14	33.370	5.325	10.277	29.705	23.785	1'42.462	274.1	13:28'50.482
15	33.254	5.317	9.963	29.556	23.626	1'41.716	274.1	13:30'32.198
16	35.150	5.343	10.020	29.256	23.512	1'43.281	273.1	13:32'15.479
17	32.826	5.355	9.761	29.389	23.600	1'40.931	273.1	13:33'56.410
18	32.887	5.312	9.754	29.342	23.336	1'40.631	273.8	13:35'37.041
19	32.869	5.378	9.789	29.085	23.487	1'40.608	269.3	13:37'17.649
20	32.823	5.345	9.838	29.027	23.140	1'40.073	274.1	13:38'57.222
21	33.132	5.318	9.88					



TT Circuit Assen 4.542 m

Dutch Round, 15-16-17 April 2016

World Superbike - Chronological Analysis Race 2

Start at 13:01'01.298

81 J. TORRES (1'39.224)								
Lap	Seg. 1	Seg. 2	Seg. 3	Seg. 4	Seg. 5	Lap Time	km/h	Local Time
1	46.481	5.664	12.852	37.120	28.987	2'11.104	229.2	13:03'12.402
2	39.557	5.538	12.074	35.013	28.093	2'00.275	247.3	13:05'12.677
3	38.824	5.470	11.973	34.509	27.841	1'58.617	254.0	13:07'11.294
4	38.369	5.447	11.859	34.799	27.804	1'58.278	254.9	13:09'09.572
5	38.133	5.410	11.767	34.611	27.340	1'57.261	260.2	13:11'06.833
6	38.105	5.531	11.856	34.249	27.245	1'56.986	252.8	13:13'03.819
7	38.001	5.482	11.905	33.999	26.885	1'56.272	256.5	13:15'00.091
8	38.063	5.587	11.950	33.978	21.997	1'51.575 P	252.0	13:16'51.666
9	2'08.601	5.648	13.446	41.261	28.169	3'37.125 P	244.8	13:20'28.791
10	37.411	5.500	12.215	33.387	25.788	1'54.301	251.4	13:22'23.092
11	34.958	5.336	11.283	31.945	26.426	1'49.948	264.3	13:24'13.040
12	34.246	5.263	10.600	30.555	24.760	1'45.424	272.0	13:25'58.464
13	34.045	6.429	10.652	29.559	24.341	1'45.026	222.5	13:27'43.490
14	33.046	5.283	10.235	29.252	23.427	1'41.243	274.8	13:29'24.733
15	32.989	5.246	10.300	29.064	23.130	1'40.229	275.9	13:31'05.462
16	34.131	5.250	9.949	29.094	23.241	1'41.665	279.8	13:32'47.127
17	32.712	5.281	9.797	28.761	22.995	1'39.546	277.6	13:34'26.673
18	32.366	5.223	9.856	28.851	23.029	1'39.325	280.5	13:36'05.998
19	32.504	5.233	9.753	28.892	22.912	1'39.294	275.9	13:37'45.292
20	32.422	5.236	9.736	28.804	23.026	1'39.224	278.4	13:39'24.516

21 M. REITERBERGER (1'45.584)								
Lap	Seg. 1	Seg. 2	Seg. 3	Seg. 4	Seg. 5	Lap Time	km/h	Local Time
1	50.481	6.631	14.189	41.819	32.962	2'26.082	202.6	13:03'27.380
2	44.832	6.545	13.539	40.630	31.909	2'17.455	213.3	13:05'44.835
3	43.423	6.376	13.323	39.714	31.509	2'14.345	224.1	13:07'59.180
4	42.611	6.277	13.046	39.232	30.211	2'11.377	237.0	13:10'10.557
5	41.605	5.966	12.634	37.724	28.911	2'06.840	247.6	13:12'17.397
6	40.396	5.602	12.169	35.941	27.796	2'01.904	257.4	13:14'19.301
7	39.754	5.646	11.952	39.643	28.036	2'05.031	262.7	13:16'24.332
8	38.213	5.486	11.994	34.644	26.652	1'56.989	266.0	13:18'21.321
9	36.869	5.386	11.524	32.809	25.719	1'52.307	269.6	13:20'13.628
10	36.239	5.372	11.290	32.272	25.251	1'50.424	270.0	13:22'04.052
11	35.934	5.330	11.074	31.726	25.084	1'49.148	270.0	13:23'53.200
12	35.188	5.290	10.817	31.195	24.944	1'47.434	271.0	13:25'40.634
13	35.231	5.343	10.873	31.367	25.666	1'48.480	270.3	13:27'29.114
14	35.519	5.302	10.634	31.266	25.004	1'47.725	267.6	13:29'16.839
15	35.107	5.303	10.536	31.649	24.649	1'47.244	268.6	13:31'04.083
16	35.791	5.315	10.554	30.714	25.048	1'47.422	263.0	13:32'51.505
17	34.686	5.299	10.353	30.773	24.473	1'45.584	259.9	13:34'37.089
18	35.922	5.314	10.176	31.483	24.720	1'47.615	272.4	13:36'24.704
19	35.161	5.318	10.594	30.728	24.670	1'46.471	270.7	13:38'11.175
20	35.348	5.362	10.479	30.659	24.267	1'46.115	268.0	13:39'57.290

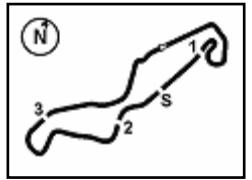
94 M. LUSSIANA (1'45.929)								
Lap	Seg. 1	Seg. 2	Seg. 3	Seg. 4	Seg. 5	Lap Time	km/h	Local Time
1	47.856	5.687	12.415	35.688	28.599	2'10.245	243.7	13:03'11.543
2	38.997	5.481	11.767	34.180	27.453	1'57.878	260.5	13:05'09.421
3	37.780	5.610	11.765	33.804	26.983	1'55.942	259.9	13:07'05.363
4	37.459	5.605	11.398	34.356	27.217	1'56.035	258.0	13:09'01.398
5	38.031	5.598	11.296	33.571	26.753	1'55.249	259.2	13:10'56.647
6	37.599	5.574	11.294	33.204	26.621	1'54.292	257.1	13:12'50.939
7	37.449	5.614	11.552	33.282	26.494	1'54.391	254.3	13:14'45.330
8	37.114	5.670	11.410	32.894	26.090	1'53.178	256.5	13:16'38.508
9	36.593	5.606	11.085	32.433	26.095	1'51.812	257.7	13:18'30.320
10	36.158	5.554	11.000	33.093	20.810	1'46.615 P	260.5	13:20'16.935
11	2'19.747	5.520	11.011	31.979	25.024	3'33.281 P	263.4	13:23'50.216
12	35.274	5.470	10.638	31.510	25.341	1'48.233	265.6	13:25'38.449
13	35.600	5.426	10.609	31.145	25.229	1'48.009	265.6	13:27'26.458
14	35.762	5.453	10.528	32.916	25.969	1'50.628	266.0	13:29'17.086
15	35.438	5.402	10.547	31.395	24.665	1'47.447	266.0	13:31'04.533
16	35.104	5.423	10.351	30.900	24.622	1'46.400	267.0	13:32'50.933
17	34.975	5.444	10.280	31.372	24.699	1'46.770	264.3	13:34'37.703
18	35.224	5.524	10.525	31.744	24.672	1'47.689	260.5	13:36'25.392
19	34.756	5.449	10.477	31.019	24.401	1'46.102	267.6	13:38'11.494
20	35.331	5.328	10.456	30.630	24.184	1'45.929	272.7	13:39'57.423

119 P. SZKOPEK (1'45.215)								
Lap	Seg. 1	Seg. 2	Seg. 3	Seg. 4	Seg. 5	Lap Time	km/h	Local Time
1	46.508	5.575	12.079	34.770	28.009	2'06.941	244.0	13:03'08.239
2	38.177	5.449	11.409	33.968	27.255	1'56.258	258.3	13:05'04.497
3	37.762	5.576	11.516	33.015	27.720	1'55.589	248.5	13:07'00.086
4	37.567	5.524	11.363	32.684	26.696	1'53.834	255.2	13:08'53.920
5	37.331	5.534	11.185	32.448	26.670	1'53.168	257.1	13:10'47.088
6	37.064	5.542	11.302	33.186	26.773	1'53.867	256.8	13:12'40.955
7	37.904	5.613	11.570	33.552	27.199	1'55.838	251.7	13:14'36.793
8	37.631	5.848	11.649	33.100	27.294	1'55.522	233.6	13:16'32.315
9	37.580	5.848	11.307	32.957	26.953	1'54.645	247.9	13:18'26.960
10	37.283	5.778	11.476	33.527	26.569	1'54.633	246.2	13:20'21.593
11	36.793	5.832	11.278	32.406	26.727	1'53.036	245.4	13:22'14.629
12	38.086	5.685	11.370	32.570	26.337	1'54.048	245.4	13:24'08.677

13	36.771	5.742	10.936	32.108	21.061	1'46.618 P	253.1	13:25'55.295
14	2'39.630	5.589	11.128	31.667	25.291	3'53.305 P	258.9	13:29'48.600
15	35.074	5.419	10.431	30.674	24.691	1'46.289	265.0	13:31'34.889
16	34.498	5.512	10.365	30.378	24.462	1'45.215	262.1	13:33'20.104
17	34.509	5.424	10.503	31.120	24.936	1'46.492	265.0	13:35'06.596
18	35.123	5.488	10.451	30.857	24.724	1'46.643	261.8	13:36'53.239
19	34.868	5.498	10.537	30.721	24.822	1'46.446	262.7	13:38'39.685
20	34.827	5.389	10.577	30.748	25.109	1'46.650	265.3	13:40'26.335

56 P. SEBESTYÉN (1'48.793)								
Lap	Seg. 1	Seg. 2	Seg. 3	Seg. 4	Seg. 5	Lap Time	km/h	Local Time
1	50.317	6.008	13.067	37.821	30.121	2'17.334	224.8	13:03'18.632
2	41.316	5.583	12.570	36.625	29.803	2'05.897	246.2	13:05'24.529
3	40.625	5.731	12.474	36.716	29.085	2'04.631	246.2	13:07'29.160
4	39.269	5.571	11.937	35.038	28.299	2'00.114	255.9	13:09'29.274
5	38.617	5.561	11.662	34.562	27.896	1'58.298	259.6	13:11'27.572
6	38.680	5.579	11.662	34.322	27.518	1'57.761	258.0	13:13'25.333
7	38.339	5.611	11.618	33.940	27.616	1'57.124	254.3	13:15'22.457
8	38.085	5.563	11.670	33.653	27.066	1'56.037	255.9	13:17'18.494
9	38.063	5.634	11.557	33.903	22.087	1'51.244 P	253.4	13:19'09.738
10	2'34.602	5.542	11.905	33.431	26.255	3'51.735 P	254.3	13:23'01.473
11	36.368	5.402	11.179	32.333	26.577	1'51.859	262.7	13:24'53.332
12	36.633	5.447	11.331	32.814	26.094	1'52.319	262.4	13:26'45.651
13	36.455	5.459	11.035	32.514	25.905	1'51.368	260.2	13:28'37.019
14	36.003	5.460	10.945	31.970	25.594	1'49.972	262.4	13:30'26.991
15	35.955	5.611	10.839	31.853	25.470	1'49.728	262.1	13:32'16.719
16	35.647	5.474	10.801	31.784	25.236	1'48.942	262.4	13:34'05.661
17	35.493	5.461	12.605	34.166	26.566	1'54.291	255.5	13:35'59.952
18	36.597	5.447	10.804	31.896	25.593	1'50.337	261.4	13:37'50.289
19	35.772	5.427	10.797	31.435	25.362	1'48.793	258.9	13:39'39.082

9 D. SCHMITTER (1'44.203)								
Lap	Seg. 1	Seg. 2	Seg. 3	Seg. 4	Seg. 5	Lap Time	km/h	Local Time
1	50.344	5.752	13.048	37.864	29.839	2'16.847	234.4	13:03'18.145
2	41.579	5.609	12.672	36.543	29.982	2'06.385	245.4	13:05'24.530
3	40.273	5.611	12.623	37.377	29.063	2'04.947	247.9	13:07'29.477
4	39.695	5						

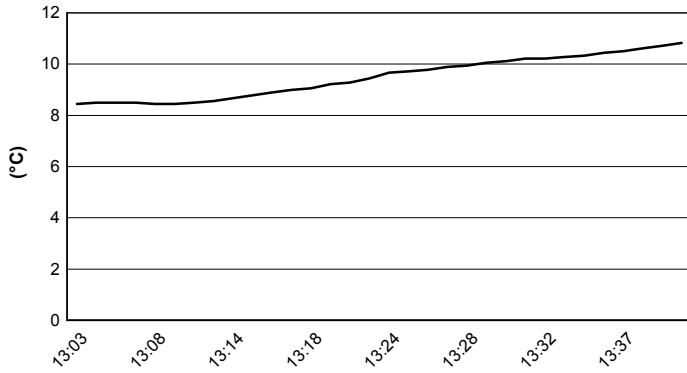


TT Circuit Assen 4.542 m

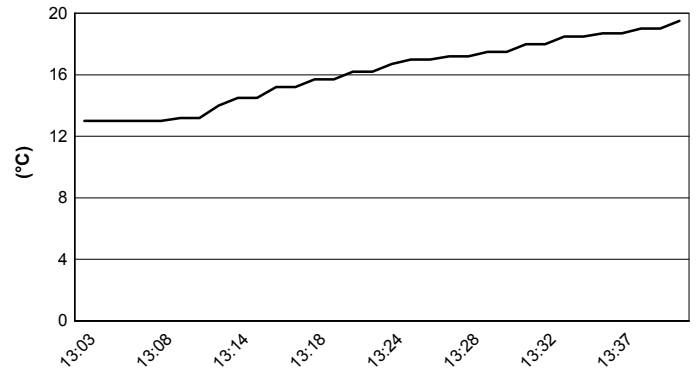
Dutch Round, 15-16-17 April 2016 World Superbike - Weather Report Race 2

Session started 13:01 Session ended 13:41

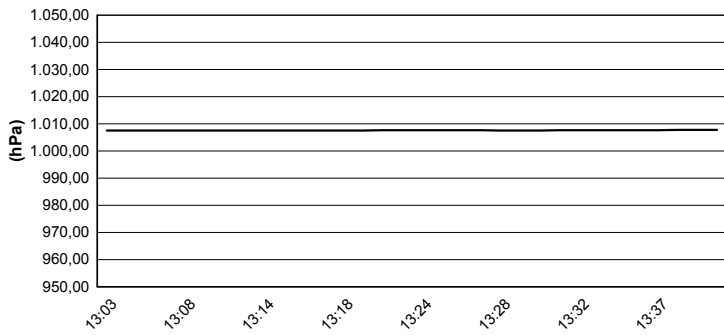
Air Temperature



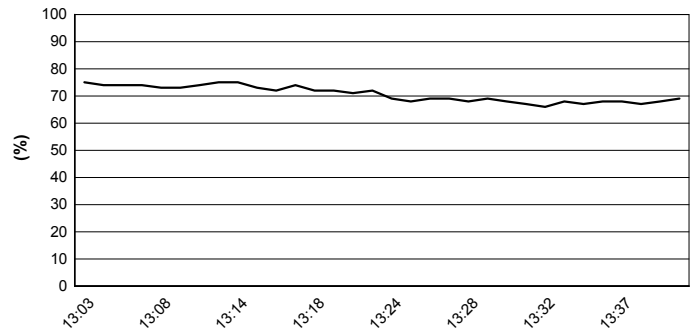
Track Temperature



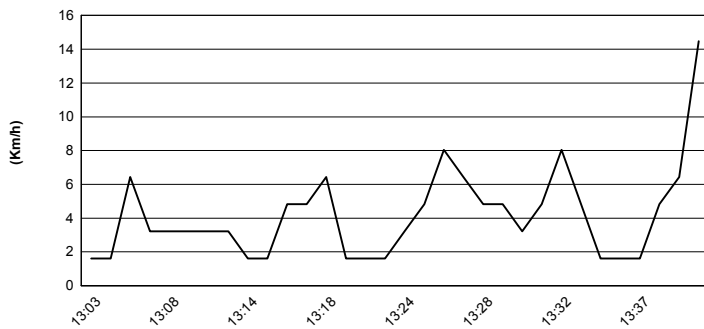
Air Pressure



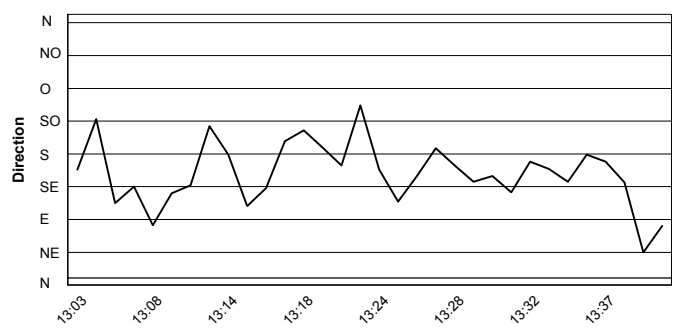
Humidity

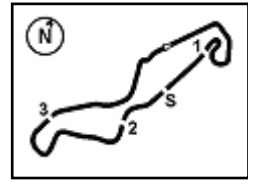


Wind Speed



Wind Direction





Dutch Round, 15-16-17 April 2016 World Superbike - Championship Standings

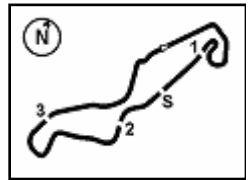
TT Circuit Assen 4.542 m

Points	Points From First	Points From Previous	February 28 PHILLIP ISLAND		March 13 BURIRAM		April 3 ARAGON		April 17 ASSEN		May 1 IMOLA		May 15 SEPANG		May 29 DONINGTON PARK		June 19 MISANO		July 10 LAGUNA SECA		July 24 TBA		September 18 LAUSITZRING		October 2 MAGNY-COURS		October 16 JEREZ		October 28 LOSAIL	
			1	2	1	2	1	2	1	2	1	2	1	2	1	2	1	2	1	2	1	2	1	2	1	2	1	2	1	2
1 REA Jonathan (GBR)	181		25	25	25	20	20	16	25	25																				
			1	1	1	1	1	1	1	1																				
2 DAVIES Chaz (GBR)	136	45	20	6	13	16	25	25	20	11																				
			2	4	4	4	3	2	2	2																				
3 SYKES Tom (GBR)	122	59 14	11	10	20	25	16	20	20																					
			5	5	3	2	2	3	3	3																				
4 VAN DER MARK Michael (NED)	90	91 32	16	20	16	13	9	16																						
			3	2	2	3	4	4	4	4																				
5 HAYDEN Nicky (USA)	67	114 23	7	13	11	10	16	10																						
			9	7	8	8	8	8	6	5																				
6 TORRES Jordi (ESP)	65	116 2	8	9	8	8	9	11	11	1																				
			8	8	7	7	7	6	5	6																				
7 GIUGLIANO Davide (ITA)	64	117 1	13	16	6	11	10	8																						
			4	3	6	6	6	5	7	7																				
8 GUINTOLI Sylvain (FRA)	58	123 6	10	11	9	10	7	6	5																					
			6	5	5	5	5	6	8	8																				
9 SAVADORI Lorenzo (ITA)	51	130 7	4	6	7	6	5	10	13																					
			12	14	14	11	10	10	10	9																				
10 LOWES Alex (GBR)	44	137 7	2	10	8	7	8	9																						
			16	13	14	12	12	11	10																					
11 REITERBERGER Markus (GER)	40	141 4	8	11	9	2	1	9																						
			12	9	9	9	9	9	11																					
12 CAMIER Leon (GBR)	39	142 1	9	5	5	13	7																							
			7	10	10	13	16	12	12																					
13 FORÉS Xavi (ESP)	37	144 2	2	13	13	3	6																							
			18	18	18	10	13	14	13																					
14 RAMOS Román (ESP)	36	145 1	5	4	4	4	4	7	4																					
			11	10	12	11	11	13	12	14																				
15 DE ANGELIS Alex (RSM)	29	152 7	3	7	2	5	8	4																						
			15	14	14	14	13	15	15																					
16 BROOKES Joshua (AUS)	25	156 4	6	7	1	3	3	5																						
			10	9	10	13	14	15	16	16																				
17 ABRAHAM Karel (CZE)	14	167 11	3	5	1	1	2	2																						
			13	12	16	16	17	17	17	17																				
18 MAHIAS Lucas (FRA)	9	172 5				6	3																							
						19	18																							
19 BAIOTTO Matteo (ITA)	8	173 1	3	3		2																								
			17	17		18	18																							
20 JONES Mike (AUS)	2	179 6	2			20	20																							
			14	16	18	18	19	19	20	20																				
21 BARRIER Sylvain (FRA)	2	179 0	1	1		20	20																							
			15	16	18	18	19	19	20	20																				
22 LUSSIANA Matthieu (FRA)	1	180 1				1																								
						22	22																							

First Line: Championship Standings - Second Line: Ranking Progression

FICR PEROGIA TINING





TT Circuit Assen 4.542 m

Dutch Round, 15-16-17 April 2016 World Superbike - Manufacturers Standings

	Points	Points From First	Points From Previous	February 28 PHILLIP ISLAND		March 13 BURIRAM		April 3 ARAGON		April 17 ASSEN		May 1 IMOLA	May 15 SEPANG	May 29 DONINGTON PARK	June 19 MISANO	July 10 LAGUNA SECA	July 24 TBA	September 18 LAUTZRING	October 2 MAGNY-COURS	October 16 JEREZ	October 28 LOSAIL
				1	2	1	2	1	2	1	2										
1 KAWASAKI	190			25	25	25	25	20	20	25	25										
				1	1	1	1	1	1	1	1										
2 DUCATI	146	44		20	16	13	16	25	25	20	11										
				2	2	3	2	2	2	2	2										
3 HONDA	116	74	30	16	20	16	13	10	9	16	16										
				3	2	2	2	3	3	3	3										
4 YAMAHA	73	117	43	10	11	10	10	8	7	8	9										
				4	4	4	4	4	5	5	4										
5 BMW	70	120	3	8	9	11	9	9	11	11	2										
				6	5	5	5	5	4	4	5										
6 APRILIA	58	132	12	4	3	7	7	6	8	10	13										
				7	7	6	6	6	6	6	6										
7 MV AGUSTA	39	151	19	9		5	5			13	7										
				5	6	6	7	7	7	7	7										

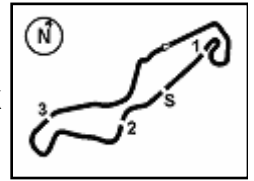
First Line: Championship Standings - Second Line: Ranking Progression

PIRELLI PEROGIA TIRING


Official Tyre Supplier



Official Timekeeper

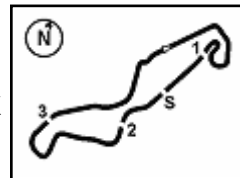


TT Circuit Assen 4.542 m

Dutch Round, 15-16-17 April 2016 World Superbike - Pirelli Best Lap Award

Points	Points From First	Points From Previous	Fastest Laps														
			February 28 PHILLIP ISLAND	March 13 BURIRAM	April 3 ARAGON	April 17 ASSEN	May 1 IMOLA	May 15 SEPANG	May 29 DONINGTON PARK	June 19 MISANO	July 10 LAGUNA SECA	July 24 TBA	September 18 LAUSITZRING	October 2 MAGNY-COURS	October 16 JEREZ	October 28 LOSAIL	
1 DAVIES Chaz (GBR)	4		1		1	1	1										
2 REA Jonathan (GBR)	3	1		1	1		1										
3 GIUGLIANO Davide (ITA)	1	3	2	1													





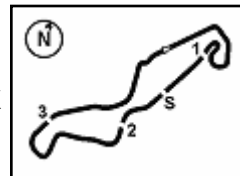
Dutch Round, 15-16-17 April 2016 World Superbike - Rider's Performance

TT Circuit Assen 4.542 m

	Points	Points From First	Points From Previous	February 28	March 13	April 3	April 17	May 1	May 15	May 29	June 19	July 10	July 24	September 18	October 2	October 16	October 28	
				G 1 2	G 1 2	G 1 2	G 1 2	G 1 2	G 1 2	G 1 2	G 1 2	G 1 2	G 1 2	G 1 2	G 1 2	G 1 2	G 1 2	G 1 2
1 REA	181			3 1 1	2 1 2	5 2 3	4 1 1											
2 DAVIES	136	45		9 2 10	4 4 3	4 1 1	6 2 5											
3 SYKES	122	59	14	1 5 6	3 2 1	1 3 2	1 Rt 2											
4 VAN DER MARK	90	91	32	6 3 2	1 3 4	11 Rt 7	5 Rt 3											
5 HAYDEN	67	114	23	7 9 4	8 Rt 5	10 6 Rt	10 3 6											
6 TORRES	65	116	2	12 8 7	10 8 8	8 7 5	9 5 15											
7 GIUGLIANO	64	117	1	2 4 3	6 18 10	6 5 6	3 Rt 8											
8 GUINTOLI	58	123	6	4 6 5	5 7 6	2 9 10	2 Rt 11											
9 SAVADORI	51	130	7	8 12 Rt	18 10 9	12 10 11	11 6 4											
10 LOWES	44	137	7	5 Rt 14	7 6 Rt	3 8 9	12 8 7											
11 REITERBERGER	40	141	4	11 Rt 8	9 5 7	13 14 15	7 7 16											
12 CAMIER	39	142	1	10 7 Rt	14 11 11	7 Rt 16	13 4 9											
13 FORÉS	37	144	2	13 Rt	16 14 Rt	9 4 4	8 13 10											
14 RAMOS	36	145	1	17 11 12	15 12 12	14 12 12	18 9 12											
15 DE ANGELIS	29	152	7	18 Rt 13	19 9 14	16 11 8	16 12											
16 BROOKES	25	156	4	14 10 9	13 15 16	18 13 13	14 11 Rt											
17 ABRAHAM	14	167	11	16 13 11	11 Rt 15	15 15 14	22 Rt 14											
18 MAHIAS	9	172	5				17 10 13											
19 BAIOTTO	8	173	1		12 13 13	17 Rt 17	15 14 Rt											
20 JONES	2	179	6	21 14 Rt														
21 BARRIER	2	179	0	15 15 15	17 16 17	19 16 Rt												
22 LUSSIANA	1	180	1			20 17 18	19 15 17											

G = Grid - 1 = Race 1 - 2 = Race 2

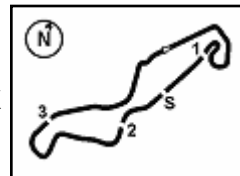
Ns = Did Not Start - Rt = Retired - Ex = Excluded - FI = Fallen



Dutch Round, 15-16-17 April 2016 World Superbike - Best Laps & Speeds

1 / 2

No.	Rider		Best Lap		FP1		FP2		FP3		SP1		SP2		RC1		W1A		RC2			
	Nat	Bike	laps	speed	laps	speed	laps	speed	laps	speed	laps	speed	laps	speed	laps	speed	laps	speed	laps	speed		
1	66	SYKES Tom	82	286	18	266	15	268	6	265	6	274	8	8	285	21	286					
		GBR Kawasaki ZX-10R																				
2	50	GUINTOLI Sylvain	78	286	16	268	15	271	7	268	7	278	4	8	286	21	281					
		FRA Yamaha YZF R1																				
3	34	GIUGLIANO Davide	84	280	15	255	15	266	7	263	7	273	11	8	280	21	277					
		ITA Ducati Panigale R																				
4	1	REA Jonathan	88	285	18	270	5	270	7	271	7	278	21	278	9	285	21	285				
		GBR Kawasaki ZX-10R																				
5	7	DAVIES Chaz	92	287	15	271	12	271	7	269	8	276	21	276	8	287	21	284				
		GBR Ducati Panigale R																				
6	60	VAN DER MARK Michael	97	282	14	260	21	267	7	266	7	276	19	278	8	282	21	282				
		NED Honda CBR1000RR SP																				
7	12	FORÉS Xavi	93	284	15	264	19	267	4	261	5	269	21	270	8	284	21	278				
		ESP Ducati Panigale R																				
8	22	LOWES Alex	83	288	15	271	12	271	2	263	4	273	21	272	8	288	21	282				
		GBR Yamaha YZF R1																				
9	25	BROOKES Joshua	90	281	17	260	17	262	7	260	7	271		21	270	9	281	12	274			
		AUS BMW S1000 RR																				
10	69	HAYDEN Nicky	105	283	21	262	21	268	7	269	6	276	21	281	8	283	21	282				
		USA Honda CBR1000RR SP																				
11	21	REITERBERGER Markus	102	285	13	254	21	260	6	260	7	278	6	273	21	273	8	285	20	272		
		GER BMW S1000 RR																				
12	2	CAMIER Leon	94	279	12	259	19	263	5	261	8	265		21	264	8	279	21	279			
		GBR MV Agusta 1000 F4																				
13	32	SAVADORI Lorenzo	97	288	20	268	22	264	5	262	5	274	21	276	3	288	21	281				
		ITA Aprilia RSV4 RF																				
14	81	TORRES Jordi	107	288	19	255	19	261	7	261	7	276	7	269	21	275	7	288	20	281		
		ESP BMW S1000 RR																				
15	44	MAHIAS Lucas	97	281	17	245	18	254	7	255	6	269		21	267	8	281	20	276			
		FRA Kawasaki ZX-10R																				
16	15	DE ANGELIS Alex	68	288	13	257	14	264	7	261	8	275		21	271	5	288					
		RSM Aprilia RSV4 RF																				
17	40	RAMOS Román	85	284	14	252	17	263	3	256	4	267		21	264	5	284	21	275			
		ESP Kawasaki ZX-10R																				
18	17	ABRAHAM Karel	75	283	16	248	12	254	7	260				12	8	283	20	279				
		CZE BMW S1000 RR																				
19	151	BAIOTTO Matteo	91	274	19	255	20	264	6	256	7	265		21	265	8	274	10	261			
		ITA Ducati Panigale R																				
20	94	LUSSIANA Matthieu	83	273	12	258	8	260	6	257	8	261		21	259	8	273	20	273			
		FRA BMW S1000 RR																				
21	119	SZKOPEK Pawel	82	269	19	249	5	246	6	251	7	260		20	257	5	269	20	265			
		POL Yamaha YZF R1																				

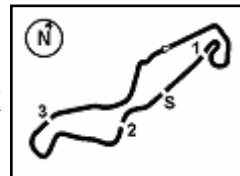


TT Circuit Assen 4.542 m

Dutch Round, 15-16-17 April 2016 World Superbike - Best Laps & Speeds

2 / 2

No.	Rider		Best Lap		FP1		FP2		FP3		SP1		SP2		RC1		W1A		RC2	
	Nat	Bike	laps	speed	laps	speed	laps	speed	laps	speed	laps	speed	laps	speed	laps	speed	laps	speed	laps	speed
22	16 HOOK Josh		1'41.026		2'02.265		1'58.014		1'59.741		1'43.957				1'42.228		1'41.026			
	AUS	Kawasaki ZX-10R	73	274	19	234	17	246	6	244	6	263			20	261	5	274		
23	56 SEBESTYÉN Péter		1'41.683		2'03.762		2'00.882										1'41.683		1'48.793	
	HUN	Yamaha YZF R1	67	274	24	253	16	256							8	274	19	263		
24	9 SCHMITTER Dominic		1'42.089		2'08.290		2'01.594		2'02.229								1'42.089		1'44.203	
	SUI	Kawasaki ZX-10R	70	276	16	253	21	256	6	253					8	276	19	267		
25	11 AL SULAITI Saeed		1'43.273		2'08.316		2'02.838		2'04.375								1'43.273			
	QAT	Kawasaki ZX-10R	39	271	17	236	8	249	6	243					8	271				



Dutch Round, 15-16-17 April 2016 World Superbike - Race Winners

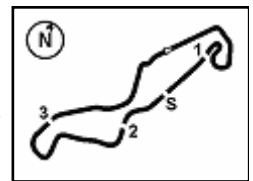
	2013	2014	2015	2016
01 Phillip Island GP Circuit	R1: Guintoli (Fra) Apr R2: Laverty (Irl) Apr	R1: Laverty (Irl) Suz R2: Guintoli (Fra) Apr	R1: Rea (Gbr) Kaw R2: Haslam (Gbr) Apr	R1: Rea (Gbr) Kaw R2: Rea (Gbr) Kaw
02 Chang International			R1: Rea (Gbr) Kaw R2: Rea (Gbr) Kaw	R1: Rea (Gbr) Kaw R2: Sykes (Gbr) Kaw
03 MotorLand Aragon	R1: Davies (Gbr) Bmw R2: Davies (Gbr) Bmw	R1: Sykes (Gbr) Kaw R2: Sykes (Gbr) Kaw	R1: Rea (Gbr) Kaw R2: Davies (Gbr) Duc	R1: Davies (Gbr) Duc R2: Davies (Gbr) Duc
04 TT Circuit Assen	R1: Sykes (Gbr) Kaw R2: Laverty (Irl) Apr	R1: Guintoli (Fra) Apr R2: Rea (Gbr) Hon	R1: Rea (Gbr) Kaw R2: Rea (Gbr) Kaw	R1: Rea (Gbr) Kaw R2: Rea (Gbr) Kaw
05 Autodromo Internazionale	R1: Sykes (Gbr) Kaw R2: Sykes (Gbr) Kaw	R1: Rea (Gbr) Hon R2: Rea (Gbr) Hon	R1: Rea (Gbr) Kaw R2: Rea (Gbr) Kaw	
06 Sepang International		R1: Melandri (Ita) Apr R2: Melandri (Ita) Apr	R1: Rea (Gbr) Kaw R2: Davies (Gbr) Duc	
07 Donington Park	R1: Sykes (Gbr) Kaw R2: Sykes (Gbr) Kaw	R1: Sykes (Gbr) Kaw R2: Sykes (Gbr) Kaw	R1: Sykes (Gbr) Kaw R2: Sykes (Gbr) Kaw	
08 Misano World Circuit		R1: Sykes (Gbr) Kaw R2: Sykes (Gbr) Kaw	R1: Sykes (Gbr) Kaw R2: Rea (Gbr) Kaw	
09 Mazda Raceway Laguna	R1: Sykes (Gbr) Kaw R2: Laverty (Irl) Apr	R1: Melandri (Ita) Apr R2: Sykes (Gbr) Kaw	R1: Davies (Gbr) Duc R2: Davies (Gbr) Duc	
10 TBA	R1: Melandri (Ita) Bmw R2: Laverty (Irl) Apr			
12 Circuit de Nevers	R1: Sykes (Gbr) Kaw R2: Sykes (Gbr) Kaw	R1: Guintoli (Fra) Apr R2: Melandri (Ita) Apr	R1: Rea (Gbr) Kaw R2: Rea (Gbr) Kaw	
13 Circuito de Jerez	R1: Laverty (Irl) Apr R2: Laverty (Irl) Apr	R1: Melandri (Ita) Apr R2: Melandri (Ita) Apr	R1: Sykes (Gbr) Kaw R2: Davies (Gbr) Duc	
14 Losail International		R1: Guintoli (Fra) Apr R2: Guintoli (Fra) Apr	R1: Torres (Esp) Apr R2: Haslam (Gbr) Apr	

2016

5 J. Rea
2 C. Davies
1 T. Sykes

ALL TIMES

59 C. Fogarty	14 S. Russell	4 Y. Kagayama	2 M. Neukirchner	1 F. Nieto
52 T. Bayliss	14 B. Spies	4 M. Fabrizio	2 L. Baz	1 A. Barros
43 N. Haga	13 A. Slight	3 M. Doohan	1 A. Ryo	1 J. Torres
34 J. Rea	13 E. Laverty	3 A. Yanagawa	1 K. Kitagawa	
33 T. Corser	11 S. Mertens	3 M. Tamada	1 Y. Takeda	
31 C. Edwards	11 R. Xaus	3 L. Lanzi	1 T. Aoki	
27 D. Polen	11 R. Laconi	3 R. Kiyonari	1 J. Whitham	
27 T. Sykes	11 C. Davies	3 C. Crutchlow	1 A. Vieira	
24 C. Checa	10 F. Pirovano	2 M. Lucchiari	1 A. Morillas	
23 R. Roche	10 C. Vermeulen	2 T. Rymer	1 G. Goodfellow	
21 M. Biaggi	9 S. Guintoli	2 D. Chandler	1 P. Picotte	
19 M. Melandri	8 F. Merkel	2 P. Goddard	1 T. Kipp	
17 P. Chili	8 A. Gobert	2 M. Lucchinelli	1 A. Meklau	
16 G. Falappa	7 B. Bostrom	2 M. Dowson	1 J. Reynolds	
16 N. Hodgson	5 D. Tardozzi	2 K. Magee	1 C. Walker	
16 J. Toseland	5 L. Haslam	2 H. Izutsu	1 A. Pitt	
14 J. Kocinski	4 R. Phillis	2 S. Byrne	1 G. McCoy	



Dutch Round, 15-16-17 April 2016 World Superbike - Team Standings

TT Circuit Assen 4.542 m

	February 28 PHILLIP ISLAND	March 13 BURIRAM	April 3 ARAGON	April 17 ASSEN	May 1 IMOLA	May 15 SEPANG	May 29 DONINGTON PARK	June 19 MISANO	July 10 LAGUNA SECA	July 24 TBA	September 18 LAUSITZRING	October 2 MAGNY-COURS	October 16 JEREZ	October 28 LOSAIL
1 Kawasaki Racing Team	303													
REA Jonathan ¹	181	25	25	25	20	20	16	25	25					
SYKES Tom ¹	122	11	10	20	25	16	20		20					
2 Aruba.it Racing - Ducati	200													
DAVIES Chaz ³	136	20	6	13	16	25	25	20	11					
GIUGLIANO Davide ³	64	13	16		6	11	10		8					
3 Honda World Superbike Team	157													
VAN DER MARK Michael ¹	90	16	20	16	13		9		16					
HAYDEN Nicky ¹³	67	7	13		11	10		16	10					
4 Althea BMW Racing Team	105													
TORRES Jordi ¹⁰	65	8	9	8	8	9	11	11	1					
REITERBERGER Markuš ⁵	40		8	11	9	2	1	9						
5 Pata Yamaha Official WorldSBK Team	102													
GUINTOLI Sylvain ¹¹	58	10	11	9	10	7	6		5					
LOWES Alex ¹¹	44		2	10		8	7	8	9					
6 IodaRacing Team	80													
SAVADORI Lorenzo ⁸	51	4		6	7	6	5	10	13					
DE ANGELIS Alex ⁸	29		3	7	2	5	8	4						
7 Milwaukee BMW	39													
BROOKES Joshua ⁹	25	6	7	1		3	3	5						
ABRAHAM Karel ⁹	14	3	5		1	1	2		2					
8 MV Agusta Reparto Corse	39													
CAMIER Leon ²	39	9		5	5			13	7					
9 Barni Racing Team	37													
FORÉS Xavi ⁷	37			2		13	13	3	6					
10 Team GoEleven	36													
RAMOS Román ¹²	36	5	4	4	4	4	4	7	4					
11 Pedercini Racing	11													
MAHIAS Lucas ⁶	9							6	3					
BARRIER Sylvain ⁶	2	1	1											
12 VFT Racing	8													
BAIOCCO Matteo ¹⁴	8			3	3			2						
13 Desmo Sport Ducati	2													
JONES Mike ¹⁵	2	2												
14 Team ASPI	1													
LUSSIANA Matthieu ¹⁷	1							1						