

TT Circuit Assen 4.542 m

**1 / 2**

## Dutch Round, 15-16-17 April 2016

### World Superbike - Results Free Practice 3rd Session

No.	Rider	Nat	Team	Bike	Time	Gap	Rel.	Laps	Speed	
									Avg	Max
1	34 D. GIUGLIANO	ITA	Aruba.it Racing - Ducati	Ducati Panigale R	<b>1'53.631</b>			7	143,897	<b>263,4</b>
2	66 T. SYKES	GBR	Kawasaki Racing Team	Kawasaki ZX-10R	<b>1'53.772</b>	0.141	0.141	6	143,719	<b>265,3</b>
3	50 S. GUINTOLI	FRA	Pata Yamaha Official WorldSBK Team	Yamaha YZF R1	<b>1'53.833</b>	0.202	0.061	7	143,642	<b>268,3</b>
4	1 J. REA	GBR	Kawasaki Racing Team	Kawasaki ZX-10R	<b>1'54.279</b>	0.648	0.446	7	143,081	<b>271,3</b>
5	69 N. HAYDEN	USA	Honda World Superbike Team	Honda CBR1000RR SP	<b>1'54.414</b>	0.783	0.135	7	142,913	<b>268,6</b>
6	15 A. DE ANGELIS	RSM	IodaRacing Team	Aprilia RSV4 RF	<b>1'54.654</b>	1.023	0.240	7	142,613	<b>260,8</b>
7	60 M. VAN DER MARK	NED	Honda World Superbike Team	Honda CBR1000RR SP	<b>1'54.857</b>	1.226	0.203	7	142,361	<b>266,0</b>
8	2 L. CAMIER	GBR	MV Agusta Reparto Corse	MV Agusta 1000 F4	<b>1'54.999</b>	1.368	0.142	5	142,186	<b>260,8</b>
9	22 A. LOWES	GBR	Pata Yamaha Official WorldSBK Team	Yamaha YZF R1	<b>1'55.078</b>	1.447	0.079	2	142,088	<b>263,4</b>
10	119 P. SZKOPEK	POL	Team Tóth	Yamaha YZF R1	<b>1'55.471</b>	1.840	0.393	6	141,604	<b>251,1</b>
11	32 L. SAVADORI	ITA	IodaRacing Team	Aprilia RSV4 RF	<b>1'55.532</b>	1.901	0.061	5	141,530	<b>261,8</b>
12	7 C. DAVIES	GBR	Aruba.it Racing - Ducati	Ducati Panigale R	<b>1'55.591</b>	1.960	0.059	7	141,457	<b>269,0</b>
13	25 J. BROOKES	AUS	Milwaukee BMW	BMW S1000 RR	<b>1'55.608</b>	1.977	0.017	7	141,437	<b>259,6</b>
14	12 X. FORÉS	ESP	Barni Racing Team	Ducati Panigale R	<b>1'55.838</b>	2.207	0.230	4	141,156	<b>261,1</b>
15	44 L. MAHIAS	FRA	Pedercini Racing	Kawasaki ZX-10R	<b>1'56.420</b>	2.789	0.582	7	140,450	<b>254,9</b>
16	81 J. TORRES	ESP	Althea BMW Racing Team	BMW S1000 RR	<b>1'57.588</b>	3.957	1.168	7	139,055	<b>261,1</b>
17	94 M. LUSSIANA	FRA	Team ASP1	BMW S1000 RR	<b>1'57.968</b>	4.337	0.380	6	138,607	<b>256,8</b>
18	17 K. ABRAHAM	CZE	Milwaukee BMW	BMW S1000 RR	<b>1'58.187</b>	4.556	0.219	7	138,350	<b>259,9</b>
19	16 J. HOOK	AUS	Grillini Racing Team	Kawasaki ZX-10R	<b>1'59.741</b>	6.110	1.554	6	136,555	<b>244,0</b>
20	21 M. REITERBERGER	GER	Althea BMW Racing Team	BMW S1000 RR	<b>2'00.116</b>	6.485	0.375	6	136,128	<b>259,6</b>
21	151 M. BAIOTTO	ITA	VFT Racing	Ducati Panigale R	<b>2'00.334</b>	6.703	0.218	6	135,882	<b>255,5</b>
22	9 D. SCHMITTER	SUI	Grillini Racing Team	Kawasaki ZX-10R	<b>2'02.229</b>	8.598	1.895	6	133,775	<b>252,8</b>
23	40 R. RAMOS	ESP	Team GoEleven	Kawasaki ZX-10R	<b>2'02.290</b>	8.659	0.061	3	133,708	<b>255,9</b>
24	11 S. AL SULAITI	QAT	Pedercini Racing	Kawasaki ZX-10R	<b>2'04.375</b>	10.744	2.085	6	131,467	<b>242,9</b>

Qualifying Lap Time (107% of 1'53.631): 2'01.586

AIR	Humidity:	83%	Temp:	9°C
TRACK	Condition:	Wet	Temp:	9°C

Lap Record:	2015 J.Rea	1'35.889	170,520	Km/h
Best Lap:	2014 L.Baz	1'34.357	173,290	Km/h

16/04/2016 Start 08:45 End 09:02

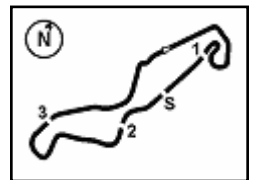
The results are provisional until the end of the time limit for protests and appeals and the completion of the technical checks.

**FCR PERDINI**


Official Tyre Supplier



Official Timekeeper



## Dutch Round, 15-16-17 April 2016 World Superbike - Results Free Practice 3rd Session

### Session Highlights

08.45.06		Start
08.56.00	Forés	Technical Problem - Turn 8
08.58.39	Forés	Re-joined
09.02.30		End Of Session

### Fastest Laps Sequence

No.	Rider	Nat	Team	Bike	Local Time	Time	Gap	Avg
1	J. REA	GBR	Kawasaki Racing Team	Kawasaki ZX-10R	08:49'01.338	<b>1'57.749</b>		138,865
2	L. CAMIER	GBR	MV Agusta Reparto Corse	MV Agusta 1000 F4	08:49'22.303	<b>1'57.421</b>	-0.328	139,253
7	C. DAVIES	GBR	Aruba.it Racing - Ducati	Ducati Panigale R	08:51'34.508	<b>1'56.820</b>	-0.601	139,969
34	D. GIUGLIANO	ITA	Aruba.it Racing - Ducati	Ducati Panigale R	08:52'14.519	<b>1'56.176</b>	-0.644	140,745
7	C. DAVIES	GBR	Aruba.it Racing - Ducati	Ducati Panigale R	08:53'30.494	<b>1'55.986</b>	-0.190	140,976
50	S. GUINTOLI	FRA	Pata Yamaha Official WorldSBK Team	Yamaha YZF R1	08:53'38.055	<b>1'55.866</b>	-0.120	141,122
34	D. GIUGLIANO	ITA	Aruba.it Racing - Ducati	Ducati Panigale R	08:54'10.037	<b>1'55.518</b>	-0.348	141,547
66	T. SYKES	GBR	Kawasaki Racing Team	Kawasaki ZX-10R	08:54'39.441	<b>1'54.947</b>	-0.571	142,250
34	D. GIUGLIANO	ITA	Aruba.it Racing - Ducati	Ducati Panigale R	08:56'04.340	<b>1'54.303</b>	-0.644	143,051
66	T. SYKES	GBR	Kawasaki Racing Team	Kawasaki ZX-10R	08:56'33.256	<b>1'53.815</b>	-0.488	143,665
34	D. GIUGLIANO	ITA	Aruba.it Racing - Ducati	Ducati Panigale R	08:57'58.028	<b>1'53.688</b>	-0.127	143,825
34	D. GIUGLIANO	ITA	Aruba.it Racing - Ducati	Ducati Panigale R	08:59'51.659	<b>1'53.631</b>	-0.057	143,897

 16/04/2016  
08:45

 End  
09:02

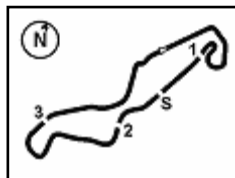
The results are provisional until the end of the time limit for protests and appeals and the completion of the technical checks.

**PIRELLI PERFORMA TUNING**


Official Tyre Supplier



Official Timekeeper


**Dutch Round, 15-16-17 April 2016**
**World Superbike - Best Sector & Speed Free Practice 3rd Session**

TT Circuit Assen 4.542 m

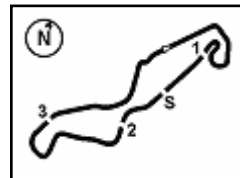
**Best Lap**

1	34 D. GIUGLIANO	Ducati Panigale R	1'53.631
2	66 T. SYKES	Kawasaki ZX-10R	1'53.772
3	50 S. GUINTOLI	Yamaha YZF R1	1'53.833
4	1 J. REA	Kawasaki ZX-10R	1'54.279
5	69 N. HAYDEN	Honda CBR1000RR SP	1'54.414
6	15 A. DE ANGELIS	Aorilia RSX4 RF	1'54.654
7	60 M. VAN DER MARK	Honda CBR1000RR SP	1'54.857
8	2 L. CAMIER	MV Austa 1000 F4	1'54.999
9	22 A. LOWES	Yamaha YZF R1	1'55.078
10	119 P. SZKOPEK	Yamaha YZF R1	1'55.471
11	32 L. SAVADORI	Aorilia RSX4 RF	1'55.532
12	7 C. DAVIES	Ducati Panigale R	1'55.591
13	25 J. BROOKES	BMW S1000 RR	1'55.608
14	12 X. FORÉS	Ducati Panigale R	1'55.838
15	44 L. MAHIAS	Kawasaki ZX-10R	1'56.420
16	81 J. TORRES	BMW S1000 RR	1'57.588
17	94 M. LUSSIANA	BMW S1000 RR	1'57.968
18	17 K. ABRAHAM	BMW S1000 RR	1'58.187
19	16 J. HOOK	Kawasaki ZX-10R	1'59.741
20	21 M. REITERBERGER	BMW S1000 RR	2'00.116
21	151 M. BAIOTTO	Ducati Panigale R	2'00.334
22	9 D. SCHMITTER	Kawasaki ZX-10R	2'02.229
23	40 R. RAMOS	Kawasaki ZX-10R	2'02.290
24	11 S. AL SULAITI	Kawasaki ZX-10R	2'04.375

**Top Speeds**

1	1 J. REA	Kawasaki ZX-10R	271.3
2	7 C. DAVIES	Ducati Panigale R	269.0
3	69 N. HAYDEN	Honda CBR1000RR SP	268.6
4	50 S. GUINTOLI	Yamaha YZF R1	268.3
5	60 M. VAN DER MARK	Honda CBR1000RR SP	266.0
6	66 T. SYKES	Kawasaki ZX-10R	265.3
7	34 D. GIUGLIANO	Ducati Panigale R	263.4
8	22 A. LOWES	Yamaha YZF R1	263.4
9	32 L. SAVADORI	Aorilia RSX4 RF	261.8
10	81 J. TORRES	BMW S1000 RR	261.1
11	12 X. FORÉS	Ducati Panigale R	261.1
12	2 L. CAMIER	MV Austa 1000 F4	260.8
13	15 A. DE ANGELIS	Aorilia RSX4 RF	260.8
14	17 K. ABRAHAM	BMW S1000 RR	259.9
15	21 M. REITERBERGER	BMW S1000 RR	259.6
16	25 J. BROOKES	BMW S1000 RR	259.6
17	94 M. LUSSIANA	BMW S1000 RR	256.8
18	40 R. RAMOS	Kawasaki ZX-10R	255.9
19	151 M. BAIOTTO	Ducati Panigale R	255.5
20	44 L. MAHIAS	Kawasaki ZX-10R	254.9
21	9 D. SCHMITTER	Kawasaki ZX-10R	252.8
22	119 P. SZKOPEK	Yamaha YZF R1	251.1
23	16 J. HOOK	Kawasaki ZX-10R	244.0
24	11 S. AL SULAITI	Kawasaki ZX-10R	242.9

Seg. 1		Seg. 2		Seg. 3		Seg. 4		Seg. 5	
1	34 D. GIUGLIANO 36.631	1	1 J. REA 5.424	1	50 S. GUINTOLI 11.173	1	119 P. SZKOPEK 33.140	1	66 T. SYKES 26.358
2	50 S. GUINTOLI 36.938	2	66 T. SYKES 5.439	2	66 T. SYKES 11.193	2	1 J. REA 33.187	2	34 D. GIUGLIANO 26.488
3	66 T. SYKES 37.155	3	69 N. HAYDEN 5.440	3	2 L. CAMIER 11.262	3	66 T. SYKES 33.236	3	69 N. HAYDEN 26.557
4	60 M. VAN DER MAR 37.196	4	7 C. DAVIES 5.443	4	25 J. BROOKES 11.303	4	50 S. GUINTOLI 33.246	4	15 A. DE ANGELIS 26.674
5	1 J. REA 37.204	5	15 A. DE ANGELIS 5.449	5	1 J. REA 11.345	5	34 D. GIUGLIANO 33.261	5	2 L. CAMIER 26.716
6	2 L. CAMIER 37.240	6	50 S. GUINTOLI 5.455	6	34 D. GIUGLIANO 11.367	6	15 A. DE ANGELIS 33.322	6	12 X. FORÉS 26.771
7	69 N. HAYDEN 37.285	7	22 A. LOWES 5.483	7	7 C. DAVIES 11.384	7	69 N. HAYDEN 33.664	7	119 P. SZKOPEK 26.829
8	22 A. LOWES 37.315	8	34 D. GIUGLIANO 5.485	8	60 M. VAN DER MAR 11.422	8	2 L. CAMIER 33.673	8	50 S. GUINTOLI 26.835
9	15 A. DE ANGELIS 37.334	9	17 K. ABRAHAM 5.488	9	69 N. HAYDEN 11.435	9	22 A. LOWES 33.703	9	7 C. DAVIES 26.862
10	25 J. BROOKES 37.546	10	12 X. FORÉS 5.493	10	32 L. SAVADORI 11.488	10	60 M. VAN DER MAR 33.810	10	1 J. REA 26.892
11	7 C. DAVIES 37.608	11	44 L. MAHIAS 5.501	11	119 P. SZKOPEK 11.502	11	25 J. BROOKES 33.811	11	60 M. VAN DER MAR 26.907
12	12 X. FORÉS 37.709	12	32 L. SAVADORI 5.511	12	94 M. LUSSIANA 11.554	12	32 L. SAVADORI 33.818	12	22 A. LOWES 26.927
13	32 L. SAVADORI 37.762	13	60 M. VAN DER MAR 5.518	13	15 A. DE ANGELIS 11.576	13	12 X. FORÉS 33.826	13	32 L. SAVADORI 26.953
14	119 P. SZKOPEK 37.769	14	21 M. REITERBERG 5.525	14	12 X. FORÉS 11.637	14	44 L. MAHIAS 33.834	14	25 J. BROOKES 27.123
15	44 L. MAHIAS 37.818	15	81 J. TORRES 5.543	15	22 A. LOWES 11.650	15	7 C. DAVIES 33.863	15	44 L. MAHIAS 27.367
16	81 J. TORRES 38.305	16	25 J. BROOKES 5.546	16	44 L. MAHIAS 11.671	16	17 K. ABRAHAM 34.310	16	94 M. LUSSIANA 27.567
17	17 K. ABRAHAM 38.547	17	2 L. CAMIER 5.567	17	81 J. TORRES 11.722	17	81 J. TORRES 34.381	17	17 K. ABRAHAM 27.597
18	94 M. LUSSIANA 38.637	18	40 R. RAMOS 5.592	18	17 K. ABRAHAM 11.784	18	94 M. LUSSIANA 34.427	18	81 J. TORRES 27.602
19	16 J. HOOK 39.030	19	9 D. SCHMITTER 5.656	19	21 M. REITERBERG 12.019	19	16 J. HOOK 34.591	19	21 M. REITERBERG 27.995
20	21 M. REITERBERG 39.197	20	151 M. BAIOTTO 5.660	20	16 J. HOOK 12.085	20	151 M. BAIOTTO 35.037	20	151 M. BAIOTTO 28.125
21	151 M. BAIOTTO 39.265	21	94 M. LUSSIANA 5.674	21	40 R. RAMOS 12.096	21	21 M. REITERBERG 35.223	21	16 J. HOOK 28.286
22	40 R. RAMOS 40.005	22	119 P. SZKOPEK 5.674	22	151 M. BAIOTTO 12.193	22	40 R. RAMOS 35.348	22	40 R. RAMOS 28.379
23	9 D. SCHMITTER 40.020	23	16 J. HOOK 5.689	23	9 D. SCHMITTER 12.351	23	11 S. AL SULAITI 35.669	23	9 D. SCHMITTER 28.381
24	11 S. AL SULAITI 40.361	24	11 S. AL SULAITI 5.775	24	11 S. AL SULAITI 12.598	24	9 D. SCHMITTER 35.798	24	11 S. AL SULAITI 29.163



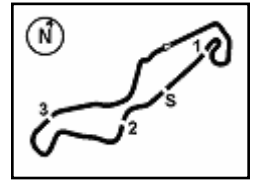
TT Circuit Assen 4.542 m

1 / 1

**Dutch Round, 15-16-17 April 2016**
**World Superbike - Ideal Times Free Practice 3rd Session**

No. Rider	Nat	Bike	Seg. 1 Diff. 1	Seg. 2 Diff. 2	Seg. 3 Diff. 3	Seg. 4 Diff. 4	Seg. 5 Diff. 5	Ideal Time Best Lap	Pos.	Diff.
1 34 D. GIUGLIANO	ITA	Ducati Panigale R	<b>36.631</b>	5.485 0.022	11.367 0.288	33.261	26.488 0.089	<b>1'53.232</b> 1'53.631	1	0.399
2 66 T. SYKES	GBR	Kawasaki ZX-10R	37.155	5.439 0.011	11.193 0.067	33.236	<b>26.358</b> 0.313	<b>1'53.381</b> 1'53.772	2	0.391
3 50 S. GUINTOLI	FRA	Yamaha YZF R1	36.938 0.127	5.455 0.059	<b>11.173</b>	33.246	26.835	<b>1'53.647</b> 1'53.833	3	0.186
4 1 J. REA	GBR	Kawasaki ZX-10R	37.204 0.199	<b>5.424</b> 0.028	11.345	33.187	26.892	<b>1'54.052</b> 1'54.279	4	0.227
5 15 A. DE ANGELIS	RSM	Aprilia RSV4 RF	37.334	5.449 0.029	11.576	33.322	26.674 0.270	<b>1'54.355</b> 1'54.654	6	0.299
6 69 N. HAYDEN	USA	Honda CBR1000RR SP	37.285	5.440 0.033	11.435	33.664	26.557	<b>1'54.381</b> 1'54.414	5	0.033
7 2 L. CAMIER	GBR	MV Agusta 1000 F4	37.240 0.123	5.567 0.082	11.262 0.189	33.673 0.147	26.716	<b>1'54.458</b> 1'54.999	8	0.541
8 60 M. VAN DER MARK	NED	Honda CBR1000RR SP	37.196	5.518 0.004	11.422	33.810	26.907	<b>1'54.853</b> 1'54.857	7	0.004
9 119 P. SZKOPEK	POL	Yamaha YZF R1	37.769	5.674	11.502 0.248	<b>33.140</b>	26.829 0.309	<b>1'54.914</b> 1'55.471	10	0.557
10 22 A. LOWES	GBR	Yamaha YZF R1	37.315	5.483	11.650	33.703	26.927	<b>1'55.078</b> 1'55.078	9	0.000
11 7 C. DAVIES	GBR	Ducati Panigale R	37.608 0.020	5.443 0.007	11.384	33.863 0.301	26.862 0.103	<b>1'55.160</b> 1'55.591	12	0.431
12 25 J. BROOKES	AUS	BMW S1000 RR	37.546 0.050	5.546 0.011	11.303	33.811 0.218	27.123	<b>1'55.329</b> 1'55.608	13	0.279
13 12 X. FORÉS	ESP	Ducati Panigale R	37.709 0.391	5.493	11.637 0.011	33.826	26.771	<b>1'55.436</b> 1'55.838	14	0.402
14 32 L. SAVADORI	ITA	Aprilia RSV4 RF	37.762	5.511	11.488	33.818	26.953	<b>1'55.532</b> 1'55.532	11	0.000
15 44 L. MAHIAS	FRA	Kawasaki ZX-10R	37.818 0.129	5.501 0.100	11.671	33.834	27.367	<b>1'56.191</b> 1'56.420	15	0.229
16 81 J. TORRES	ESP	BMW S1000 RR	38.305	5.543	11.722	34.381	27.602 0.035	<b>1'57.553</b> 1'57.588	16	0.035
17 17 K. ABRAHAM	CZE	BMW S1000 RR	38.547 0.267	5.488 0.064	11.784 0.059	34.310 0.071	27.597	<b>1'57.726</b> 1'58.187	18	0.461
18 94 M. LUSSIANA	FRA	BMW S1000 RR	38.637 0.088	5.674 0.021	11.554	34.427	27.567	<b>1'57.859</b> 1'57.968	17	0.109
19 16 J. HOOK	AUS	Kawasaki ZX-10R	39.030	5.689 0.060	12.085	34.591	28.286	<b>1'59.681</b> 1'59.741	19	0.060
20 21 M. REITERBERGER	GER	BMW S1000 RR	39.197	5.525	12.019	35.223	27.995 0.157	<b>1'59.959</b> 2'00.116	20	0.157
21 151 M. BAIOTTO	ITA	Ducati Panigale R	39.265	5.660 0.032	12.193	35.037 0.022	28.125	<b>2'00.280</b> 2'00.334	21	0.054
22 40 R. RAMOS	ESP	Kawasaki ZX-10R	40.005	5.592 0.123	12.096 0.202	35.348 0.545	28.379	<b>2'01.420</b> 2'02.290	23	0.870
23 9 D. SCHMITTER	SUI	Kawasaki ZX-10R	40.020	5.656 0.023	12.351	35.798	28.381	<b>2'02.206</b> 2'02.229	22	0.023
24 11 S. AL SULAITI	QAT	Kawasaki ZX-10R	40.361	5.775 0.023	12.598	35.669 0.672	29.163 0.114	<b>2'03.566</b> 2'04.375	24	0.809
<b>Overall Ideal Time</b>			36.631	5.424	11.173	33.140	26.358	<b>1'52.726</b>		





TT Circuit Assen 4.542 m

## Dutch Round, 15-16-17 April 2016

### World Superbike - Chronological Analysis Free Practice 3rd Session

17° 94 M. LUSSIANA (1'57.968)								
Lap	Seg. 1	Seg. 2	Seg. 3	Seg. 4	Seg. 5	Lap Time	km/h	Local Time
1	39.271	5.778	12.749	35.939	28.681	2'00.210	238.8	8:47'04.596
2	38.802	<b>5.674</b>	12.133	34.890	28.242	1'59.320	255.2	8:49'04.806
3	44.620	6.240	12.171	35.141	23.843	2'02.015 P	245.6	8:53'06.141
4	1'51.476	5.718	12.144	35.216	28.217	3'12.771 P	256.2	8:56'18.912
5	<b>38.637</b>	5.708	11.752	34.697	28.141	1'58.935	255.5	8:58'17.847
6	38.725	5.695	<b>11.554</b>	<b>34.427</b>	<b>27.567</b>	<b>1'57.968</b>	<b>256.8</b>	9:00'15.815

18° 17 K. ABRAHAM (1'58.187)								
Lap	Seg. 1	Seg. 2	Seg. 3	Seg. 4	Seg. 5	Lap Time	km/h	Local Time
1	42.874	5.828	13.760	39.130	31.467	2'07.438	218.2	8:47'19.113
2	39.760	5.676	12.963	36.798	29.127	2'01.994	240.4	8:49'26.551
3	39.348	5.557	12.299	35.900	28.478	2'01.034	255.2	8:51'28.545
4	38.828	5.586	12.245	35.473	28.382	1'59.975	253.4	8:53'29.579
5	38.569	5.608	12.116	35.134	28.289	1'58.373	246.5	8:55'29.554
6	<b>38.547</b>	<b>5.488</b>	11.922	34.508	27.886	1'58.336	252.3	8:57'27.927
7	38.814	5.541	<b>11.784</b>	<b>34.310</b>	28.154	<b>1'58.187</b>	256.2	8:59'26.263
		5.552	11.843	34.381	<b>27.597</b>	<b>259.9</b>	259.9	9:01'24.450

19° 16 J. HOOK (1'59.741)								
Lap	Seg. 1	Seg. 2	Seg. 3	Seg. 4	Seg. 5	Lap Time	km/h	Local Time
1	42.321	6.279	14.280	39.244	31.680	2'08.215	192.6	8:47'46.602
2	40.430	6.120	13.193	37.233	29.348	2'03.415	217.6	8:49'54.817
3	39.433	5.992	12.837	35.630	28.526	2'02.040	219.3	8:51'58.232
4	40.083	5.802	12.371	35.867	28.567	2'02.668	235.9	8:54'00.272
5	39.195	5.763	12.399	35.786	28.637	2'00.468	234.4	8:56'02.940
6	<b>39.030</b>	<b>5.689</b>	12.215	34.876	28.493	1'59.741	242.9	8:58'03.408
		5.749	<b>12.085</b>	<b>34.591</b>	<b>28.286</b>	<b>244.0</b>	244.0	9:00'03.149

20° 21 M. REITERBERGER (2'00.116)								
Lap	Seg. 1	Seg. 2	Seg. 3	Seg. 4	Seg. 5	Lap Time	km/h	Local Time
1	41.747	5.963	13.309	39.262	30.658	2'05.278	222.7	8:48'00.505
2	40.669	5.679	12.589	36.433	28.830	2'03.031	246.5	8:50'05.783
3	40.040	5.648	12.269	35.910	28.535	2'01.647	252.5	8:52'08.814
4	39.236	5.565	12.055	35.682	28.305	2'00.707	<b>259.6</b>	8:54'10.461
5	<b>39.197</b>	5.610	12.270	35.596	<b>27.995</b>	2'00.116	249.6	8:56'11.168
6	39.505	<b>5.525</b>	<b>12.019</b>	<b>35.223</b>	28.152	2'01.238	258.6	8:58'11.284
		5.589	12.149	35.832	28.163	256.5	256.5	9:00'12.522

21° 151 M. BAIOTTO (2'00.334)								
Lap	Seg. 1	Seg. 2	Seg. 3	Seg. 4	Seg. 5	Lap Time	km/h	Local Time
1	41.254	6.070	13.309	38.071	30.178	2'04.055	220.7	8:47'14.552
2	39.532	5.786	12.598	35.670	28.747	2'00.672	239.1	8:49'18.607
3	39.362	<b>5.660</b>	12.219	<b>35.037</b>	28.224	2'01.487 P	253.1	8:51'19.279
4	2'03.263	5.706	12.329	37.824	26.266	3'42.439 P	246.8	8:53'20.766
5	39.791	6.807	17.505	44.999	29.865	2'01.846	200.5	8:57'03.205
6	<b>39.265</b>	5.766	12.407	35.333	28.549	2'00.334	250.8	8:59'05.051
		5.692	<b>12.193</b>	35.059	<b>28.125</b>	<b>255.5</b>	255.5	9:01'05.385

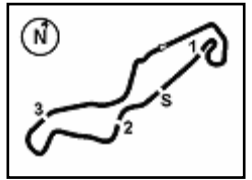
22° 9 D. SCHMITTER (2'02.229)								
Lap	Seg. 1	Seg. 2	Seg. 3	Seg. 4	Seg. 5	Lap Time	km/h	Local Time
1	43.439	6.220	14.079	39.714	31.224	2'10.812	216.0	8:47'36.388
2	42.120	5.877	13.359	38.142	29.995	2'08.113	225.5	8:49'47.200
3	41.011	5.856	13.085	37.274	29.778	2'05.775	240.1	8:51'55.313
4	40.891	5.764	12.719	36.952	29.329	2'04.457	246.5	8:54'01.088
5	40.167	5.670	12.696	36.542	28.658	2'02.873	247.0	8:56'05.545
6	<b>40.020</b>	<b>5.656</b>	12.415	35.858	28.777	2'02.229	<b>252.8</b>	8:58'08.418
		5.679	<b>12.351</b>	<b>35.798</b>	<b>28.381</b>	249.0	249.0	9:00'10.647

23° 40 R. RAMOS (2'02.290)								
Lap	Seg. 1	Seg. 2	Seg. 3	Seg. 4	Seg. 5	Lap Time	km/h	Local Time
1	41.079	5.785	13.475	39.044	38.022	2'04.781	231.1	8:52'42.099
2	<b>40.005</b>	5.652	12.591	36.454	29.005	2'02.290	247.6	8:54'46.880
3	41.557	5.715	12.298	35.893	<b>28.379</b>	1'58.145 P	252.3	8:56'49.170
		<b>5.592</b>	<b>12.096</b>	<b>35.348</b>	23.552	<b>255.9</b>	255.9	8:58'47.315

24° 11 S. AL SULAITI (2'04.375)								
Lap	Seg. 1	Seg. 2	Seg. 3	Seg. 4	Seg. 5	Lap Time	km/h	Local Time
1	43.825	6.294	14.566	40.546	32.491	2'13.634	208.1	8:48'08.035
2	42.079	5.925	13.365	40.041	30.478	2'07.862	230.6	8:50'21.669
3	41.594	5.966	13.194	37.092	29.531	2'05.633	227.9	8:52'29.531
4	41.861	<b>5.775</b>	12.797	36.304	<b>29.163</b>	2'06.482	242.9	8:54'35.164
5	<b>40.361</b>	6.224	12.713	36.225	29.459	2'04.375	230.9	8:56'41.646
6	40.657	5.798	<b>12.598</b>	36.341	29.277	2'06.768	237.0	8:58'46.021
		5.824	12.675	<b>35.669</b>	31.943	233.4	233.4	9:00'52.789

P = Pits In/Out - C = Lap-Time Cancelled





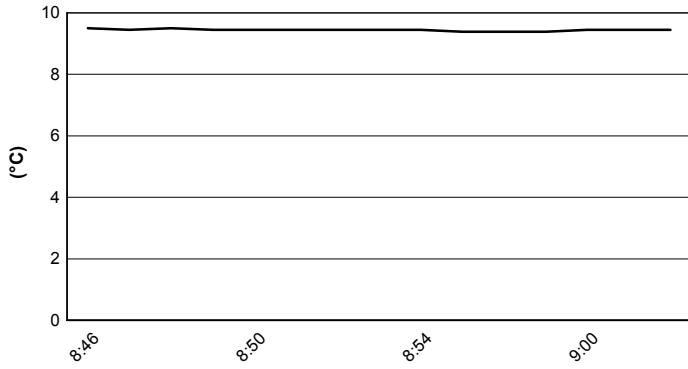
TT Circuit Assen 4.542 m

Dutch Round, 15-16-17 April 2016

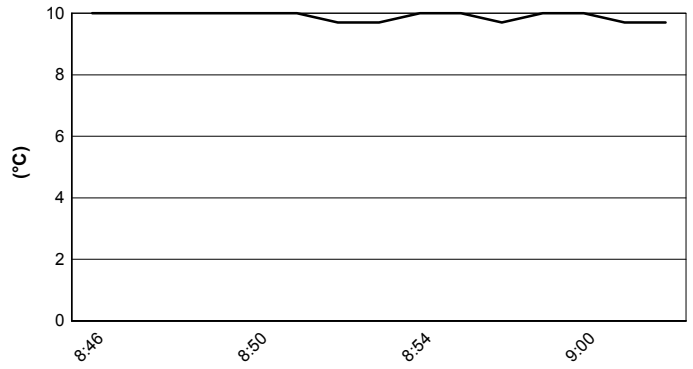
World Superbike - Weather Report Free Practice 3rd Session

Session started 8:45      Session ended 9:02

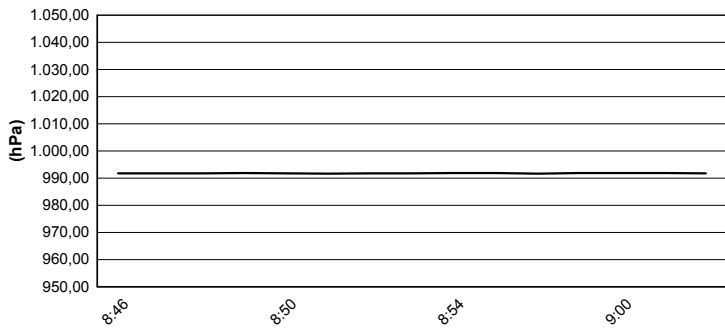
### Air Temperature



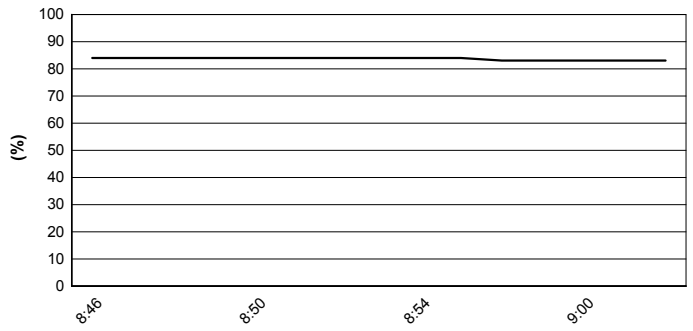
### Track Temperature



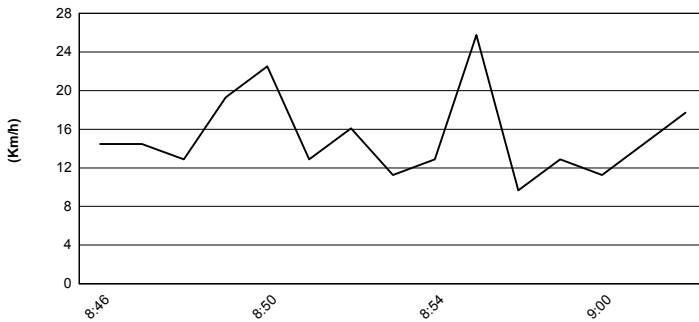
### Air Pressure



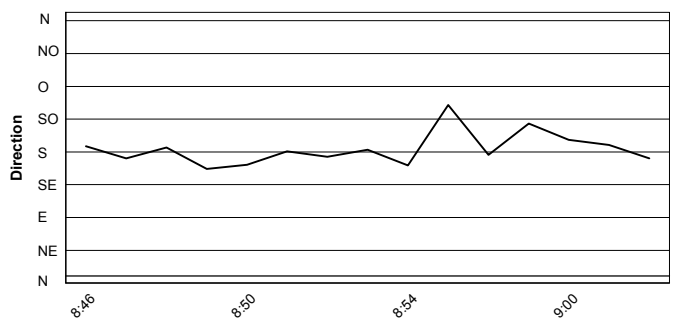
### Humidity

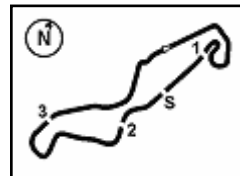


### Wind Speed



### Wind Direction





## Dutch Round, 15-16-17 April 2016 World Superbike - Superpoles Entry List

TT Circuit Assen 4.542 m

### Superpole 1

No.	Rider	Nat	Team	Bike	Time
11	<b>2 L. CAMIER</b>	GBR	MV Agusta Reparto Corse	MV Agusta 1000 F4	<b>1'54.564</b>
12	<b>15 A. DE ANGELIS</b>	RSM	IodaRacing Team	Aprilia RSV4 RF	<b>1'55.392</b>
13	<b>151 M. BAIOTTO</b>	ITA	VFT Racing	Ducati Panigale R	<b>1'56.199</b>
14	<b>94 M. LUSSIANA</b>	FRA	Team ASPI	BMW S1000 RR	<b>1'57.122</b>
15	<b>44 L. MAHIAS</b>	FRA	Pedercini Racing	Kawasaki ZX-10R	<b>1'57.264</b>
16	<b>40 R. RAMOS</b>	ESP	Team GoEleven	Kawasaki ZX-10R	<b>1'57.726</b>
17	<b>25 J. BROOKES</b>	AUS	Milwaukee BMW	BMW S1000 RR	<b>1'57.768</b>
18	<b>81 J. TORRES</b>	ESP	Althea BMW Racing Team	BMW S1000 RR	<b>1'57.798</b>
19	<b>16 J. HOOK</b>	AUS	Grillini Racing Team	Kawasaki ZX-10R	<b>1'58.014</b>
20	<b>119 P. SZKOPEK</b>	POL	Team Tóth	Yamaha YZF R1	<b>1'58.888</b>
21	<b>21 M. REITERBERGER</b>	GER	Althea BMW Racing Team	BMW S1000 RR	<b>1'59.239</b>
22	<b>17 K. ABRAHAM</b>	CZE	Milwaukee BMW	BMW S1000 RR	<b>2'01.447</b>

### Superpole 2

No.	Rider	Nat	Team	Bike	Time
1	<b>22 A. LOWES</b>	GBR	Pata Yamaha Official WorldSBK Team	Yamaha YZF R1	<b>1'52.701</b>
2	<b>66 T. SYKES</b>	GBR	Kawasaki Racing Team	Kawasaki ZX-10R	<b>1'53.288</b>
3	<b>50 S. GUINTOLI</b>	FRA	Pata Yamaha Official WorldSBK Team	Yamaha YZF R1	<b>1'53.846</b>
4	<b>12 X. FORÉS</b>	ESP	Barni Racing Team	Ducati Panigale R	<b>1'53.856</b>
5	<b>69 N. HAYDEN</b>	USA	Honda World Superbike Team	Honda CBR1000RR SP	<b>1'54.070</b>
6	<b>1 J. REA</b>	GBR	Kawasaki Racing Team	Kawasaki ZX-10R	<b>1'54.107</b>
7	<b>34 D. GIUGLIANO</b>	ITA	Aruba.it Racing - Ducati	Ducati Panigale R	<b>1'54.267</b>
8	<b>32 L. SAVADORI</b>	ITA	IodaRacing Team	Aprilia RSV4 RF	<b>1'54.277</b>
9	<b>60 M. VAN DER MARK</b>	NED	Honda World Superbike Team	Honda CBR1000RR SP	<b>1'54.280</b>
10	<b>7 C. DAVIES</b>	GBR	Aruba.it Racing - Ducati	Ducati Panigale R	<b>1'54.348</b>

\*  
\*

\* These positions are assigned to the 1st and 2nd rider classified in Superpole 1