

Dutch Round, 15-16-17 April 2016

World Supersport - Results Race - Red Flag

Laps 8 = 36,336 Km - Time Of Race 13'22.184 - Avg. 163,067 km/h

Pos	Race	Grid	No.	Rider	Nat	Team	Bike	Class	LL	Gap	Fastest Lap	Speed	Qualifying		Ranking			
													Time	Speed	R	Tot	Pos	
1	4	2	P.	JACOBSEN	USA	Honda World Supersport Team	Honda CBR600RR	8			1'39.147	250,8	1'40.165	240,7		27	5	
2	3	1	K.	SOFUOGLU	TUR	Kawasaki Puccetti Racing	Kawasaki ZX-6R	8	0.303		1'39.309	249,0	1'39.580	240,7		45	2	
3	2	81	L.	STAPLEFORD	GBR	Profile Racing	Triumph Daytona 675	8	0.919		1'39.175	250,2	1'39.475	240,7		2	24	
4	1	21	R.	KRUMMENACHER	SUI	Kawasaki Puccetti Racing	Kawasaki ZX-6R	8	3.141		1'39.717	249,3	1'39.300	242,6		58	1	
5	5	25	A.	BALDOLINI	ITA	Race Department ATK#25	MV Agusta F3 675	8	4.190		1'39.701	248,5	1'40.248	237,0		20	7	
6	6	111	K.	SMITH	GBR	CIA Landlord Insurance Honda	Honda CBR600RR	8	10.728		1'40.194		1'40.345	236,5		16	11	
7	8	4	G.	REA	GBR	GRT Racing Team	MV Agusta F3 675	8	10.901		1'40.230	249,0	1'41.512	240,4		16	12	
8	7	69	O.	JEZEK	CZE	Team GoEleven	Kawasaki ZX-6R	8	11.391		1'40.470	246,8	1'41.270	239,1		16	13	
9	16	44	R.	ROLFO	ITA	Team Factory Vamag	MV Agusta F3 675	8	12.860		1'40.396	253,7	1'41.920	235,4		7	18	
10	12	16	J.	CLUZEL	FRA	MV Agusta Reparto Corse	MV Agusta F3 675	8	12.942		1'40.552	257,4	1'41.122	241,8		38	3	
11	13	88	N.	TEROL	ESP	Schmidt Racing	MV Agusta F3 675	8	13.575		1'40.628	253,7	1'41.671	241,2		21	6	
12	20	77	K.	RYDE	GBR	Ranieri Med - SC Racing	Yamaha YZF R6	8	13.899		1'40.680	252,3	1'42.575	243,4		4	22	
13	19	64	F.	CARICASULO	ITA	Bardahl Evan Bros. Honda Racing	Honda CBR600RR	8	14.114		1'40.352	252,8	1'42.379	238,5		29	4	
14	15	61	A.	ZACCONE	ITA	San Carlo Team Italia	Kawasaki ZX-6R	ESS	8	15.894		1'40.795	253,7	1'41.816	240,1		11	14
15	14	86	A.	BADOVINI	ITA	Gemar Balloons - Team Lorini	Honda CBR600RR	8	15.961		1'40.936	250,8	1'41.785	243,4				
16	10	19	K.	WAHR	GER	Gemar Balloons - Team Lorini	Honda CBR600RR	8	16.876		1'40.900	247,0	1'42.084	231,6		11	15	
17	9	87	L.	ZANETTI	ITA	MV Agusta Reparto Corse	MV Agusta F3 675	8	18.156		1'41.017	249,6	1'42.055	239,1		8	17	
18	17	11	C.	GAMARINO	ITA	Team GoEleven	Kawasaki ZX-6R	8	18.731		1'41.017	249,9	1'42.164	233,4		19	9	
19	23	47	A.	BASSANI	ITA	San Carlo Team Italia	Kawasaki ZX-6R	ESS	8	22.513		1'40.944	252,8	1'42.735	244,2		10	16
20	11	55	I.	MIKHALCHIK	UKR	DS Junior Team	Kawasaki ZX-6R	ESS	8	22.591		1'41.479	245,1	1'42.809	238,8		3	23
21	22	51	B.	SCHOUTEN	NED	MVR-Racing	Yamaha YZF R6	8	23.087		1'41.596	252,5	1'42.730	236,7				
22	18	6	D.	STIRPE	ITA	Scuderia Maranga Racing	Kawasaki ZX-6R	ESS	8	23.578		1'41.553	252,8	1'42.318	241,2			
23	21	63	Z.	KHAIRUDDIN	MAS	Orelac Racing VerdNatura	Kawasaki ZX-6R	8	23.797		1'41.699	253,1	1'42.673	239,1		20	8	
24	24	71	C.	BERGMAN	SWE	CIA Landlord Insurance Honda	Honda CBR600RR	8	28.802		1'42.059	247,0	1'43.697	233,1				
25	26	78	H.	OKUBO	JPN	CIA Landlord Insurance Honda	Honda CBR600RR	8	36.168		1'42.838	249,0	1'44.631	237,5				
26	25	74	J.	VAN SIKKELERUS	NED	Start Racing	Yamaha YZF R6	8	36.350		1'42.736	245,4	1'44.158	233,1				
27		10	N.	CALERO	ESP	Orelac Racing VerdNatura	Kawasaki ZX-6R	8	39.693		1'42.950	244,5				1	26	
28		12	C.	GOBBI	ITA	VFT Racing	Yamaha YZF R6	ESS	8	41.302		1'43.339	248,5					
29	28	35	S.	HILL	GBR	CIA Landlord Insurance Honda	Honda CBR600RR	8	41.542		1'42.608	246,2	1'45.489	231,9				
30	27	119	J.	CHROBAK	HUN	Schmidt Racing	MV Agusta F3 675	ESS	8	42.247		1'43.749	247,6	1'45.258	229,9			
31		23	C.	TANGRE	FRA	Team Yohann Moto Sport	Suzuki GSX-R600	ESS	8	42.683		1'43.323	247,0					
32		84	L.	CRESSON	BEL	MTM / HS Kawasaki	Kawasaki ZX-6R	ESS	8	47.886		1'43.806	244,2					

AIR	Humidity:	66%	Temp:	8°C
TRACK	Condition:	Dry	Temp:	13°C

Fastest Lap	3° Patrick Jacobsen	1'39.147	164,919	Km/h
Lap Record:				
Best Lap				

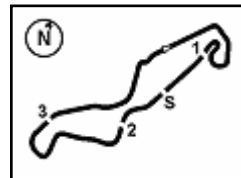
LAP LEADERS					
No.	Rider	From	To	Laps	Total
1	K. SOFUOGLU	1	4	4	0
2	P. JACOBSEN	5	8	4	0

TOTAL LEADER LAPS		
No.	Rider	Laps
1	K. SOFUOGLU	21
2	P. JACOBSEN	18
13	A. WEST	4
16	J. CLUZEL	4
21	R. KRUMMENACHER	4

17/04/2016 Start 11:21 End 11:35

The results are provisional until the end of the time limit for protests and appeals and the completion of the technical checks.





Dutch Round, 15-16-17 April 2016

World Supersport - Results Race - Red Flag

RACE HIGHLIGHTS

11.18.01	Warm-up Lap Start
11.21.10	Start
11.35.09	RED FLAG
11.35.49	End Of Session

17/04/2016 Start End The results are provisional until the end of the time limit for protests and appeals
11:21 11:35 and the completion of the technical checks.

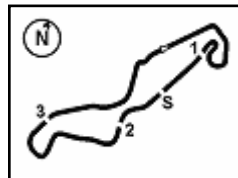
FICR PERUGIA TIMING



Official Tyre Supplier



Official Timekeeper



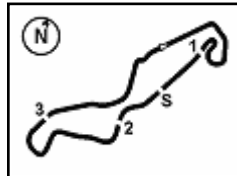
TT Circuit Assen 4.542 m

Dutch Round, 15-16-17 April 2016

World Supersport - Lap Chart Race - Red Flag

Pos	Lap							
	1	2	3	4	5	6	7	8
1	1	1	1	1	2	2	2	2
2	2	2	2	2	1	1	1	1
3	81	81	81	81	81	81	81	81
4	21	21	21	21	21	21	21	21
5	25	25	25	25	25	25	25	25
6	111	111	4	4	4	4	111	111
7	4	4	111	111	111	111	4	4
8	69	69	88	88	88	69	69	69
9	87	88	69	69	69	88	16	44
10	88	87	87	16	16	16	44	16
11	19	19	16	87	44	44	88	88
12	77	77	77	77	87	77	77	77
13	16	16	44	44	77	64	64	64
14	55	86	19	61	61	61	61	61
15	86	61	61	19	64	19	19	86
16	61	44	86	64	19	87	86	19
17	44	64	64	86	86	86	87	87
18	64	11	11	11	11	11	11	11
19	11	47	63	47	47	47	47	47
20	63	63	47	6	6	51	51	55
21	6	6	6	51	51	6	6	51
22	47	55	55	55	55	55	55	6
23	78	51	51	63	63	63	63	63
24	51	78	78	71	71	71	71	71
25	74	74	71	78	78	78	35	78
26	71	71	74	35	35	35	78	74
27	35	35	35	74	74	74	74	10
28	23	12	12	12	12	10	10	12
29	12	23	23	23	23	12	12	35
30	84	84	10	10	10	23	23	119
31	119	10	84	84	119	119	119	23
32	10	119	119	119	84	84	84	84

Final Result		
1	2 P. JACOBSEN	Laps 8
2	1 K. SOFUOGLU	0.303
3	81 L. STAPLEFORD	0.919
4	21 R. KRUMMENACHER	3.141
5	25 A. BALDOLINI	4.190
6	111 K. SMITH	10.728
7	4 G. REA	10.901
8	69 O. JEZEK	11.391
9	44 R. ROLFO	12.860
10	16 J. CLUZEL	12.942
11	88 N. TEROL	13.575
12	77 K. RYDE	13.899
13	64 F. CARICASULO	14.114
14	61 A. ZACCONE	15.894
15	86 A. BADOVINI	15.961
16	19 K. WAHR	16.876
17	87 L. ZANETTI	18.156
18	11 C. GAMARINO	18.731
19	47 A. BASSANI	22.513
20	55 I. MIKHALCHIK	22.591
21	51 B. SCHOUTEN	23.087
22	6 D. STIRPE	23.578
23	63 Z. KHAIRUDDIN	23.797
24	71 C. BERGMAN	28.802
25	78 H. OKUBO	36.168
26	74 J. VAN SIKKELERUS	36.350
27	10 N. CALERO	39.693
28	12 C. GOBBI	41.302
29	35 S. HILL	41.542
30	119 J. CHROBAK	42.247
31	23 C. TANGRE	42.683
32	84 L. CRESSON	47.886



TT Circuit Assen 4.542 m

Dutch Round, 15-16-17 April 2016

World Supersport - Lap Chart Race - Red Flag

2 / 3

Lap 1

1	1 K.Sofuoglu (TUR)	
2	2 P.Jacobsen (USA)	0.406
3	81 L.Stapleford (GBR)	0.782
4	21 R.Krummenacher (SU)	1.146
5	25 A.Baldolini (ITA)	1.408
6	111 K.Smith (GBR)	1.881
7	4 G.Rea (GBR)	2.199
8	69 O.Jezek (CZE)	3.065
9	87 L.Zanetti (ITA)	3.313
10	88 N.Terol (ESP)	3.495
11	19 K.Wahr (GER)	3.732
12	77 K.Ryde (GBR)	4.008
13	16 J.Cluzel (FRA)	4.159
14	55 I.Mikhailchik (UKR)	4.522
15	86 A.Badovini (ITA)	4.577
16	61 A.Zacccone (ITA)	4.795
17	44 R.Rolfo (ITA)	4.914
18	64 F.Caricasulo (ITA)	5.081
19	11 C.Gamarino (ITA)	5.548
20	63 Z.Khairuddin (MAS)	5.943
21	6 D.Stirpe (ITA)	5.993
22	47 A.Bassani (ITA)	6.134
23	78 H.Okubo (JPN)	6.546
24	51 B.Schouten (NED)	6.820
25	74 J.van Sikkelerus (NED)	7.063
26	71 C.Bergman (SWE)	7.481
27	35 S.Hill (GBR)	8.136
28	23 C.Tangre (FRA)	8.229
29	12 C.Gobbi (ITA)	8.350
30	84 L.Cresson (BEL)	9.346
31	119 J.Chrobak (HUN)	9.625
32	10 N.Calero (ESP)	9.747

12	77 K.Ryde (GBR)	7.330
13	44 R.Rolfo (ITA)	7.474
14	19 K.Wahr (GER)	7.769
15	61 A.Zacccone (ITA)	7.860
16	86 A.Badovini (ITA)	7.955
17	64 F.Caricasulo (ITA)	8.077
18	11 C.Gamarino (ITA)	10.768
19	63 Z.Khairuddin (MAS)	11.021
20	47 A.Bassani (ITA)	11.097
21	6 D.Stirpe (ITA)	11.249
22	55 I.Mikhailchik (UKR)	11.537
23	51 B.Schouten (NED)	11.793
24	78 H.Okubo (JPN)	13.680
25	71 C.Bergman (SWE)	14.226
26	74 J.van Sikkelerus (NED)	14.857
27	35 S.Hill (GBR)	15.098
28	12 C.Gobbi (ITA)	16.811
29	23 C.Tangre (FRA)	17.155
30	10 N.Calero (ESP)	19.271
31	84 L.Cresson (BEL)	19.607
32	119 J.Chrobak (HUN)	19.744

Lap 4

1	1 K.Sofuoglu (TUR)	
2	2 P.Jacobsen (USA)	0.097
3	81 L.Stapleford (GBR)	0.499
4	21 R.Krummenacher (SU)	2.383
5	25 A.Baldolini (ITA)	2.683
6	4 G.Rea (GBR)	6.145
7	111 K.Smith (GBR)	6.939
8	88 N.Terol (ESP)	7.349
9	69 O.Jezek (CZE)	7.642
10	16 J.Cluzel (FRA)	8.245
11	87 L.Zanetti (ITA)	8.403
12	77 K.Ryde (GBR)	8.604
13	44 R.Rolfo (ITA)	8.772
14	61 A.Zacccone (ITA)	9.326
15	19 K.Wahr (GER)	9.578
16	64 F.Caricasulo (ITA)	9.654
17	86 A.Badovini (ITA)	10.328
18	11 C.Gamarino (ITA)	12.406
19	47 A.Bassani (ITA)	12.613
20	6 D.Stirpe (ITA)	13.766
21	51 B.Schouten (NED)	14.036
22	55 I.Mikhailchik (UKR)	14.356
23	63 Z.Khairuddin (MAS)	14.661
24	71 C.Bergman (SWE)	16.857
25	78 H.Okubo (JPN)	17.585
26	35 S.Hill (GBR)	19.104
27	74 J.van Sikkelerus (NED)	19.622
28	12 C.Gobbi (ITA)	21.049
29	23 C.Tangre (FRA)	21.439
30	10 N.Calero (ESP)	22.793
31	84 L.Cresson (BEL)	23.985
32	119 J.Chrobak (HUN)	24.126

Lap 5

1	2 P.Jacobsen (USA)	
2	1 K.Sofuoglu (TUR)	0.368
3	81 L.Stapleford (GBR)	0.520
4	21 R.Krummenacher (SU)	2.499
5	25 A.Baldolini (ITA)	3.115
6	4 G.Rea (GBR)	7.531
7	111 K.Smith (GBR)	7.767
8	88 N.Terol (ESP)	8.572
9	69 O.Jezek (CZE)	8.798
10	16 J.Cluzel (FRA)	9.066
11	44 R.Rolfo (ITA)	9.606
12	87 L.Zanetti (ITA)	10.299
13	77 K.Ryde (GBR)	10.345
14	61 A.Zacccone (ITA)	10.390
15	64 F.Caricasulo (ITA)	10.503
16	19 K.Wahr (GER)	11.010
17	86 A.Badovini (ITA)	11.972
18	11 C.Gamarino (ITA)	13.692
19	47 A.Bassani (ITA)	14.913
20	6 D.Stirpe (ITA)	15.588
21	51 B.Schouten (NED)	15.954
22	55 I.Mikhailchik (UKR)	16.104
23	63 Z.Khairuddin (MAS)	16.995
24	71 C.Bergman (SWE)	20.280

25	78 H.Okubo (JPN)	21.559
26	35 S.Hill (GBR)	22.618
27	74 J.van Sikkelerus (NED)	23.422
28	12 C.Gobbi (ITA)	26.330
29	23 C.Tangre (FRA)	26.617
30	10 N.Calero (ESP)	26.700
31	119 J.Chrobak (HUN)	28.321
32	84 L.Cresson (BEL)	28.661

Lap 6

1	2 P.Jacobsen (USA)	
2	1 K.Sofuoglu (TUR)	0.390
3	81 L.Stapleford (GBR)	0.470
4	21 R.Krummenacher (SU)	2.634
5	25 A.Baldolini (ITA)	3.369
6	4 G.Rea (GBR)	8.829
7	111 K.Smith (GBR)	8.932
8	69 O.Jezek (CZE)	9.682
9	88 N.Terol (ESP)	10.259
10	16 J.Cluzel (FRA)	10.369
11	44 R.Rolfo (ITA)	10.474
12	77 K.Ryde (GBR)	11.359
13	64 F.Caricasulo (ITA)	11.741
14	61 A.Zacccone (ITA)	12.334
15	19 K.Wahr (GER)	12.808
16	87 L.Zanetti (ITA)	13.018
17	86 A.Badovini (ITA)	13.238
18	11 C.Gamarino (ITA)	15.329
19	47 A.Bassani (ITA)	17.327
20	51 B.Schouten (NED)	17.652
21	6 D.Stirpe (ITA)	17.785
22	55 I.Mikhailchik (UKR)	18.027
23	63 Z.Khairuddin (MAS)	18.790
24	71 C.Bergman (SWE)	22.779
25	78 H.Okubo (JPN)	25.497
26	35 S.Hill (GBR)	26.317
27	74 J.van Sikkelerus (NED)	27.213
28	10 N.Calero (ESP)	30.686
29	12 C.Gobbi (ITA)	30.914
30	23 C.Tangre (FRA)	31.415
31	119 J.Chrobak (HUN)	32.046
32	84 L.Cresson (BEL)	33.031

Lap 7

1	2 P.Jacobsen (USA)	
2	1 K.Sofuoglu (TUR)	0.168
3	81 L.Stapleford (GBR)	0.631
4	21 R.Krummenacher (SU)	2.774
5	25 A.Baldolini (ITA)	3.662
6	111 K.Smith (GBR)	9.755
7	4 G.Rea (GBR)	10.037
8	69 O.Jezek (CZE)	10.563
9	16 J.Cluzel (FRA)	11.439
10	44 R.Rolfo (ITA)	11.690
11	88 N.Terol (ESP)	12.130
12	77 K.Ryde (GBR)	12.346
13	64 F.Caricasulo (ITA)	12.592
14	61 A.Zacccone (ITA)	13.996
15	19 K.Wahr (GER)	14.370
16	86 A.Badovini (ITA)	14.451
17	87 L.Zanetti (ITA)	15.513
18	11 C.Gamarino (ITA)	16.768
19	47 A.Bassani (ITA)	19.798
20	51 B.Schouten (NED)	20.135
21	6 D.Stirpe (ITA)	20.302
22	55 I.Mikhailchik (UKR)	20.506
23	63 Z.Khairuddin (MAS)	20.902
24	71 C.Bergman (SWE)	25.561
25	35 S.Hill (GBR)	30.476
26	78 H.Okubo (JPN)	30.904
27	74 J.van Sikkelerus (NED)	31.130
28	10 N.Calero (ESP)	34.838
29	12 C.Gobbi (ITA)	35.488
30	23 C.Tangre (FRA)	35.778
31	119 J.Chrobak (HUN)	35.962
32	84 L.Cresson (BEL)	38.310

Lap 8

1	2 P.Jacobsen (USA)	
2	1 K.Sofuoglu (TUR)	0.303

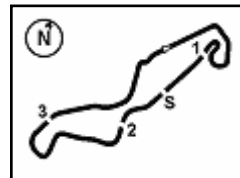
Lap 2

1	1 K.Sofuoglu (TUR)	
2	2 P.Jacobsen (USA)	0.290
3	81 L.Stapleford (GBR)	0.752
4	21 R.Krummenacher (SU)	1.420
5	25 A.Baldolini (ITA)	1.666
6	111 K.Smith (GBR)	2.632
7	4 G.Rea (GBR)	2.986
8	69 O.Jezek (CZE)	4.592
9	88 N.Terol (ESP)	4.797
10	87 L.Zanetti (ITA)	5.087
11	19 K.Wahr (GER)	5.189
12	77 K.Ryde (GBR)	5.245
13	16 J.Cluzel (FRA)	5.603
14	86 A.Badovini (ITA)	6.070
15	61 A.Zacccone (ITA)	6.297
16	44 R.Rolfo (ITA)	6.387
17	64 F.Caricasulo (ITA)	7.034
18	11 C.Gamarino (ITA)	7.122
19	47 A.Bassani (ITA)	8.035
20	63 Z.Khairuddin (MAS)	8.199
21	6 D.Stirpe (ITA)	8.256
22	55 I.Mikhailchik (UKR)	8.696
23	51 B.Schouten (NED)	8.973
24	78 H.Okubo (JPN)	9.941
25	74 J.van Sikkelerus (NED)	10.356
26	71 C.Bergman (SWE)	10.919
27	35 S.Hill (GBR)	11.799
28	12 C.Gobbi (ITA)	12.781
29	23 C.Tangre (FRA)	13.141
30	84 L.Cresson (BEL)	14.453
31	10 N.Calero (ESP)	14.473
32	119 J.Chrobak (HUN)	14.799

Lap 3

1	1 K.Sofuoglu (TUR)	
2	2 P.Jacobsen (USA)	0.128
3	81 L.Stapleford (GBR)	0.752
4	21 R.Krummenacher (SU)	1.901
5	25 A.Baldolini (ITA)	2.283
6	4 G.Rea (GBR)	4.353
7	111 K.Smith (GBR)	5.834
8	88 N.Terol (ESP)	6.149
9	69 O.Jezek (CZE)	6.600
10	87 L.Zanetti (ITA)	6.814
11	16 J.Cluzel (FRA)	7.099



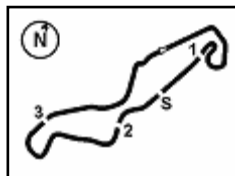


TT Circuit Assen 4.542 m

Dutch Round, 15-16-17 April 2016

World Supersport - Lap Chart Race - Red Flag





Dutch Round, 15-16-17 April 2016

World Supersport - Best Sector & Speed Race - Red Flag

TT Circuit Assen 4.542 m

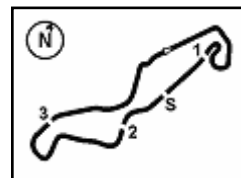
Results

Pos	Rider	Team	Laps
1	2 P. JACOBSEN	Honda CBR600RR	8
2	1 K. SOFUOGLU	Kawasaki ZX-6R	0.303
3	81 L. STAPLEFORD	Triumph Daytona 675	0.919
4	21 R. KRUMMENACHER	Kawasaki ZX-6R	3.141
5	25 A. BALDOLINI	MV Austa F3 675	4.190
6	111 K. SMITH	Honda CBR600RR	10.728
7	4 G. REA	MV Austa F3 675	10.901
8	69 O. JEZEK	Kawasaki ZX-6R	11.391
9	44 R. ROLFO	MV Austa F3 675	12.860
10	16 J. CLUZEL	MV Austa F3 675	12.942
11	88 N. TEROL	MV Austa F3 675	13.575
12	77 K. RYDE	Yamaha YZF R6	13.899
13	64 F. CARICASULO	Honda CBR600RR	14.114
14	61 A. ZACCONE	Kawasaki ZX-6R	15.894
15	86 A. BADOVINI	Honda CBR600RR	15.961
16	19 K. WAHR	Honda CBR600RR	16.876
17	87 L. ZANETTI	MV Austa F3 675	18.156
18	11 C. GAMARINO	Kawasaki ZX-6R	18.731
19	47 A. BASSANI	Kawasaki ZX-6R	22.513
20	55 I. MIKHALCHIK	Kawasaki ZX-6R	22.591
21	51 B. SCHOUTEN	Yamaha YZF R6	23.087
22	6 D. STIRPE	Kawasaki ZX-6R	23.578
23	63 Z. KHAIRUDDIN	Kawasaki ZX-6R	23.797
24	71 C. BERGMAN	Honda CBR600RR	28.802
25	78 H. OKUBO	Honda CBR600RR	36.168
26	74 J. VAN SIKKELERUS	Yamaha YZF R6	36.350
27	10 N. CALERO	Kawasaki ZX-6R	39.693
28	12 C. GOBBI	Yamaha YZF R6	41.302
29	35 S. HILL	Honda CBR600RR	41.542
30	119 J. CHROBAK	MV Austa F3 675	42.247
31	23 C. TANGRE	Suzuki GSX-R600	42.683
32	84 L. CRESSON	Kawasaki ZX-6R	47.886

Top Speeds

Pos	Rider	Team	Speed
1	16 J. CLUZEL	MV Austa F3 675	257.4
2	88 N. TEROL	MV Austa F3 675	253.7
3	44 R. ROLFO	MV Austa F3 675	253.7
4	61 A. ZACCONE	Kawasaki ZX-6R	253.7
5	63 Z. KHAIRUDDIN	Kawasaki ZX-6R	253.1
6	47 A. BASSANI	Kawasaki ZX-6R	252.8
7	6 D. STIRPE	Kawasaki ZX-6R	252.8
8	64 F. CARICASULO	Honda CBR600RR	252.8
9	51 B. SCHOUTEN	Yamaha YZF R6	252.5
10	77 K. RYDE	Yamaha YZF R6	252.3
11	86 A. BADOVINI	Honda CBR600RR	250.8
12	2 P. JACOBSEN	Honda CBR600RR	250.8
13	81 L. STAPLEFORD	Triumph Daytona 675	250.2
14	11 C. GAMARINO	Kawasaki ZX-6R	249.9
15	87 L. ZANETTI	MV Austa F3 675	249.6
16	21 R. KRUMMENACHER	Kawasaki ZX-6R	249.3
17	4 G. REA	MV Austa F3 675	249.0
18	78 H. OKUBO	Honda CBR600RR	249.0
19	1 K. SOFUOGLU	Kawasaki ZX-6R	249.0
20	12 C. GOBBI	Yamaha YZF R6	248.5
21	25 A. BALDOLINI	MV Austa F3 675	248.5
22	119 J. CHROBAK	MV Austa F3 675	247.6
23	23 C. TANGRE	Suzuki GSX-R600	247.0
24	19 K. WAHR	Honda CBR600RR	247.0
25	71 C. BERGMAN	Honda CBR600RR	247.0
26	69 O. JEZEK	Kawasaki ZX-6R	246.8
27	35 S. HILL	Honda CBR600RR	246.2
28	74 J. VAN SIKKELERUS	Yamaha YZF R6	245.4
29	55 I. MIKHALCHIK	Kawasaki ZX-6R	245.1
30	10 N. CALERO	Kawasaki ZX-6R	244.5
31	84 L. CRESSON	Kawasaki ZX-6R	244.2

Seg. 1			Seg. 2			Seg. 3			Seg. 4			Seg. 5				
1	81 L. STAPLEFORD	32.464	1	64 F. CARICASULO	5.675	1	21 R. KRUMMENAC	9.409	1	81 L. STAPLEFORD	28.379	1	2 P. JACOBSEN	22.740		
2	1 K. SOFUOGLU	32.560	2	16 J. CLUZEL	5.685	2	25 A. BALDOLINI	9.418	2	21 R. KRUMMENAC	28.381	2	81 L. STAPLEFORD	22.828		
3	2 P. JACOBSEN	32.641	3	2 P. JACOBSEN	5.705	3	1 K. SOFUOGLU	9.423	3	2 P. JACOBSEN	28.443	3	1 K. SOFUOGLU	22.940		
4	25 A. BALDOLINI	32.746	4	63 Z. KHAIRUDDIN	5.707	4	2 P. JACOBSEN	9.443	4	25 A. BALDOLINI	28.449	4	44 R. ROLFO	23.011		
5	21 R. KRUMMENAC	32.750	5	61 A. ZACCONE	5.732	5	44 R. ROLFO	9.457	5	1 K. SOFUOGLU	28.459	5	21 R. KRUMMENAC	23.029		
6	64 F. CARICASULO	32.789	6	47 A. BASSANI	5.737	6	4 G. REA	9.489	6	4 G. REA	28.606	6	88 N. TEROL	23.047		
7	69 O. JEZEK	32.804	7	81 L. STAPLEFORD	5.743	7	88 N. TEROL	9.537	7	64 F. CARICASULO	28.703	7	25 A. BALDOLINI	23.062		
8	16 J. CLUZEL	32.831	8	77 K. RYDE	5.755	8	81 L. STAPLEFORD	9.553	8	69 O. JEZEK	28.747	8	16 J. CLUZEL	23.151		
9	4 G. REA	32.834	9	88 N. TEROL	5.756	9	69 O. JEZEK	9.553	9	61 A. ZACCONE	28.755	9	69 O. JEZEK	23.158		
10	77 K. RYDE	32.968	10	51 B. SCHOUTEN	5.772	10	61 A. ZACCONE	9.569	10	47 A. BASSANI	28.776	10	87 L. ZANETTI	23.166		
11	44 R. ROLFO	33.044	11	6 D. STIRPE	5.774	11	64 F. CARICASULO	9.574	11	19 K. WAHR	28.811	11	77 K. RYDE	23.203		
12	61 A. ZACCONE	33.059	12	86 A. BADOVINI	5.777	12	77 K. RYDE	9.578	12	86 A. BADOVINI	28.821	12	86 A. BADOVINI	23.243		
13	11 C. GAMARINO	33.065	13	87 L. ZANETTI	5.788	13	19 K. WAHR	9.584	13	51 B. SCHOUTEN	28.823	13	64 F. CARICASULO	23.295		
14	88 N. TEROL	33.084	14	44 R. ROLFO	5.813	14	11 C. GAMARINO	9.591	14	77 K. RYDE	28.832	14	61 A. ZACCONE	23.305		
15	19 K. WAHR	33.112	15	11 C. GAMARINO	5.815	15	16 J. CLUZEL	9.642	15	87 L. ZANETTI	28.840	15	4 G. REA	23.309		
16	86 A. BADOVINI	33.122	16	1 K. SOFUOGLU	5.816	16	47 A. BASSANI	9.653	16	88 N. TEROL	28.851	16	47 A. BASSANI	23.327		
17	87 L. ZANETTI	33.159	17	21 R. KRUMMENAC	5.817	17	86 A. BADOVINI	9.661	17	6 D. STIRPE	28.852	17	19 K. WAHR	23.420		
18	47 A. BASSANI	33.183	18	78 H. OKUBO	5.819	18	87 L. ZANETTI	9.670	18	11 C. GAMARINO	28.857	18	11 C. GAMARINO	23.420		
19	55 I. MIKHALCHIK	33.219	19	4 G. REA	5.819	19	55 I. MIKHALCHIK	9.701	19	44 R. ROLFO	28.874	19	51 B. SCHOUTEN	23.434		
20	63 Z. KHAIRUDDIN	33.222	20	25 A. BALDOLINI	5.821	20	6 D. STIRPE	9.719	20	63 Z. KHAIRUDDIN	28.935	20	55 I. MIKHALCHIK	23.464		
21	51 B. SCHOUTEN	33.246	21	71 C. BERGMAN	5.836	21	51 B. SCHOUTEN	9.771	21	16 J. CLUZEL	28.938	21	6 D. STIRPE	23.492		
22	71 C. BERGMAN	33.249	22	19 K. WAHR	5.839	22	74 J. VAN SIKKELER	9.773	22	55 I. MIKHALCHIK	29.002	22	111 K. SMITH	23.585		
23	6 D. STIRPE	33.309	23	74 J. VAN SIKKELER	5.840	23	71 C. BERGMAN	9.780	23	71 C. BERGMAN	29.193	23	63 Z. KHAIRUDDIN	23.623		
24	10 N. CALERO	33.563	24	12 C. GOBBI	5.852	24	35 S. HILL	9.804	24	35 S. HILL	29.238	24	71 C. BERGMAN	23.669		
25	78 H. OKUBO	33.633	25	23 C. TANGRE	5.856	25	63 Z. KHAIRUDDIN	9.834	25	23 C. TANGRE	29.316	25	74 J. VAN SIKKELER	23.782		
26	35 S. HILL	33.633	26	10 N. CALERO	5.856	26	78 H. OKUBO	9.890	26	10 N. CALERO	29.327	26	35 S. HILL	23.814		
27	12 C. GOBBI	33.819	27	69 O. JEZEK	5.864	27	119 J. CHROBAK	9.917	27	74 J. VAN SIKKELER	29.339	27	78 H. OKUBO	23.865		
28	74 J. VAN SIKKELER	33.820	28	35 S. HILL	5.872	28	10 N. CALERO	9.946	28	12 C. GOBBI	29.419	28	10 N. CALERO	23.934		
29	84 L. CRESSON	33.851	29	55 I. MIKHALCHIK	5.904	29	84 L. CRESSON	9.957	29	78 H. OKUBO	29.462	29	12 C. GOBBI	23.952		
30	119 J. CHROBAK	33.860	30	119 J. CHROBAK	5.918	30	23 C. TANGRE	10.033	30	119 J. CHROBAK	29.500	30	23 C. TANGRE	23.996		
31	23 C. TANGRE	33.877	31	84 L. CRESSON	5.948	31	12 C. GOBBI	10.052	31	84 L. CRESSON	29.798	31	84 L. CRESSON	24.153		
														32	119 J. CHROBAK	24.209



TT Circuit Assen 4.542 m

Dutch Round, 15-16-17 April 2016

World Supersport - Chronological Analysis Race - Red Flag

Start at 11:20'42.339

2	34.297	5.918	9.958	30.062	24.382	1'44.617	247.6	11:24'21.059
3	34.270	5.940	10.018	29.768	24.258	1'44.254	244.2	11:26'05.313
4	34.002	5.941	9.978	29.665	24.224	1'43.810	241.8	11:27'49.123
5	34.042	5.964	9.917	29.566	24.437	1'43.926	241.5	11:29'33.049
6	33.860	6.050	10.080	29.550	24.209	1'43.749	237.5	11:31'16.798
7	33.955	6.025	9.939	29.500	24.417	1'43.836	238.3	11:33'00.634
8	34.159	5.994	10.263	29.647	26.073	1'46.136	242.0	11:34'46.770

23 C. TANGRE (1'43.323)

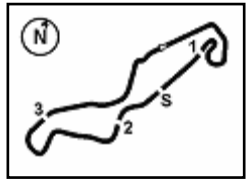
Lap	Seg. 1	Seg. 2	Seg. 3	Seg. 4	Seg. 5	Lap Time	km/h	Local Time
1	41.918	5.856	10.380	30.136	24.417	1'52.707	247.0	11:22'35.046
2	34.432	5.877	10.049	29.787	24.210	1'44.355	245.4	11:24'19.401
3	33.977	5.897	10.137	29.316	23.996	1'43.323	243.4	11:26'02.724
4	33.877	5.933	10.077	29.362	24.463	1'43.712	242.0	11:27'46.436
5	34.117	5.999	10.033	30.177	24.583	1'44.909	238.5	11:29'31.345
6	34.395	5.951	10.141	29.912	24.423	1'44.822	236.2	11:31'16.167
7	33.949	5.972	10.135	29.755	24.472	1'44.283	237.8	11:33'00.450
8	33.997	5.932	10.454	29.738	26.635	1'46.756	240.1	11:34'47.206

84 L. CRESSON (1'43.806)

Lap	Seg. 1	Seg. 2	Seg. 3	Seg. 4	Seg. 5	Lap Time	km/h	Local Time
1	42.657	5.955	10.417	30.415	24.380	1'53.824	244.2	11:22'36.163
2	34.288	5.948	10.017	29.982	24.315	1'44.550	244.2	11:24'20.713
3	34.187	5.972	10.101	29.950	24.253	1'44.463	242.3	11:26'05.176
4	33.909	5.958	9.988	29.798	24.153	1'43.806	242.0	11:27'48.982
5	33.851	6.037	9.957	30.204	24.358	1'44.407	239.9	11:29'33.389
6	33.972	5.994	10.099	30.042	24.287	1'44.394	240.1	11:31'17.783
7	34.450	6.001	10.150	30.115	24.483	1'45.199	239.3	11:33'02.982
8	34.113	6.033	10.110	30.116	29.055	1'49.427	237.8	11:34'52.409

P = Pits In/Out - C = Lap-Time Cancelled





TT Circuit Assen 4.542 m

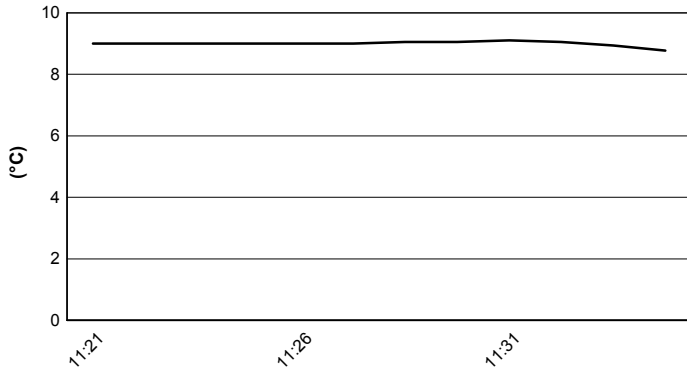
Dutch Round, 15-16-17 April 2016

World Supersport - Weather Report Race - Red Flag

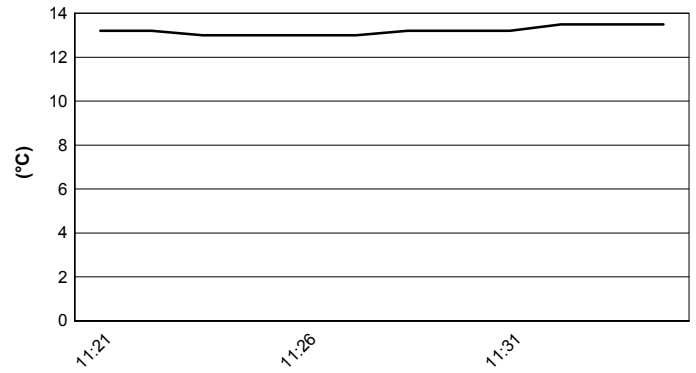
Session started 11:21

Session ended 11:35


Air Temperature



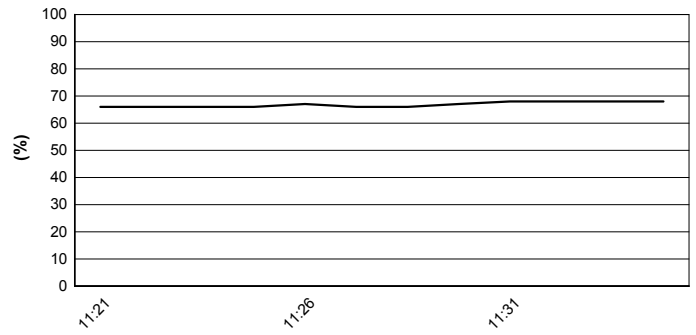
Track Temperature



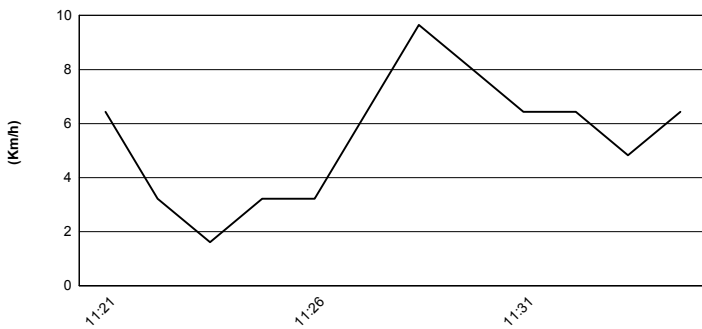
Air Pressure



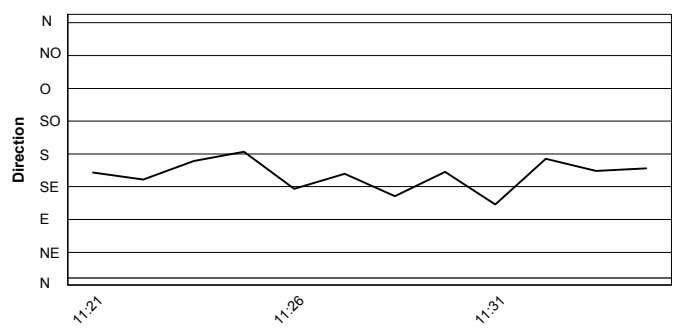
Humidity

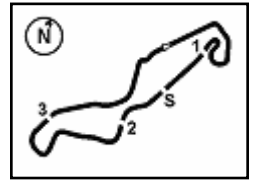


Wind Speed



Wind Direction





TT Circuit Assen 4.542 m

Dutch Round, 15-16-17 April 2016

World Supersport - Starting Grid - Race Restart

6 Laps x 4,542 km = 27,252 km



1	2 JACOBSEN P. Honda	1 SOFUOGLU K. Kawasaki	81 STAPLEFORD L. Triumph
2	21 KRUMMENACHER R. Kawasaki	25 BALDOLINI A. MV Agusta	111 SMITH K. Honda
3	4 REA G. MV Agusta	69 JEZEK O. Kawasaki	44 ROLFO R. MV Agusta
4	16 CLUZEL J. MV Agusta	88 TEROL N. MV Agusta	77 RYDE K. Yamaha
5	64 CARICASULO F. Honda	61 ZACCONE A. Kawasaki	86 BADOVINI A. Honda
6	19 WAHR K. Honda	87 ZANETTI L. MV Agusta	11 GAMARINO C. Kawasaki
7	47 BASSANI A. Kawasaki	55 MIKHALCHIK I. Kawasaki	51 SCHOUTEN B. Yamaha
8	6 STIRPE D. Kawasaki	63 KHAIRUDDIN Z. Kawasaki	71 BERGMAN C. Honda
9	78 OKUBO H. Honda	74 VAN SIKKELERUS J. Yamaha	10 CALERO N. Kawasaki
10	12 GOBBI C. Yamaha	35 HILL S. Honda	119 CHROBAK J. MV Agusta
11	23 TANGRE C. Suzuki	84 CRESSON L. Kawasaki	
12			

Jury President

..... Race Director

FICR PERUGIA TIMING



Official Tyre Supplier



Official Timekeeper