

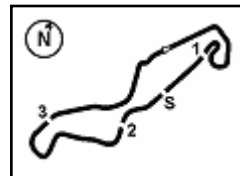
TT Circuit Assen 4.542 m

## Dutch Round, 15-16-17 April 2016

### World Supersport - Best Laps & Speeds

1 / 2

No.	Rider		Best Lap		FP1		FP2		FP3		SP1		SP2		WU		RC	
	Nat	Bike	laps	speed	laps	speed	laps	speed	laps	speed	laps	speed	laps	speed	laps	speed	laps	speed
1	21	<b>KRUMMENACHER Randy</b>	60	250	16	236	10	240	7	236	7	241	6	243	8	250	6	240
		SUI Kawasaki ZX-6R																
2	81	<b>STAPLEFORD Luke</b>	60	251	13	237	17	240	4	235	7	241	5	239	8	251	6	236
		GBR Triumph Daytona 675																
3	2	<b>JACOBSEN Patrick</b>	61	253	17	240	19	241	5	236			8	241	8	253	4	242
		USA Honda CBR600RR																
4	1	<b>SOFUOGLU Kenan</b>	49	247	13	237	8	237	7	234		7	241	8	247	6	242	
		TUR Kawasaki ZX-6R																
5	111	<b>SMITH Kyle</b>	61	246	18	236	15	236	7	235		7	236	8	246	6	238	
		GBR Honda CBR600RR																
6	25	<b>BALDOLINI Alex</b>	55	248	14	235	15	234	6	233		6	237	8	248	6	235	
		ITA MV Agusta F3 675																
7	88	<b>TEROL Nicolas</b>	73	249	20	233	24	235	7	231	8	241			8	249	6	233
		ESP MV Agusta F3 675																
8	69	<b>JEZEK Ondrej</b>	62	248	17	234	17	236	6	232		8	239	8	248	6	236	
		CZE Kawasaki ZX-6R																
9	11	<b>GAMARINO Christian</b>	66	244	19	233	23	234	4	222	8	233			6	244	6	230
		ITA Kawasaki ZX-6R																
10	16	<b>CLUZEL Jules</b>	38	248	7	237	6	238	5	237	6	242			8	248	6	232
		FRA MV Agusta F3 675																
11	77	<b>RYDE Kyle</b>	64	247	16	234	21	235	7	233	6	243			8	247	6	234
		GBR Yamaha YZF R6																
12	44	<b>ROLFO Roberto</b>	66	249	20	233	20	235	7	234	6	235			7	249	6	229
		ITA MV Agusta F3 675																
13	19	<b>WAHR Kevin</b>	46	241	15	232	9	234				8	232	8	241	6	230	
		GER Honda CBR600RR																
14	86	<b>BADOVINI Ayrtton</b>	31	246	3	214	8	236		7	243			7	246	6	237	
		ITA Honda CBR600RR																
15	4	<b>REA Gino</b>	62	248	16	232	18	236	7	236		7	240	8	248	6	241	
		GBR MV Agusta F3 675																
16	61	<b>ZACCONI Alessandro</b>	61	248	17	234	16	237	7	232	7	240			8	248	6	237
		ITA Kawasaki ZX-6R																
17	64	<b>CARICASULO Federico</b>	56	247	15	225	21	233	5	228	6	239			3	247	6	233
		ITA Honda CBR600RR																
18	87	<b>ZANETTI Lorenzo</b>	54	248	16	237	18	239	6	234		6	239	2	248	6	234	
		ITA MV Agusta F3 675																
19	6	<b>STIRPE Davide</b>	69	246	20	216	21	234	6	217	8	241			8	246	6	219
		ITA Kawasaki ZX-6R																
20	51	<b>SCHOUTEN Bryan</b>	73	247	21	229	25	236	7	231	7	237			7	247	6	235
		NED Yamaha YZF R6																
21	71	<b>BERGMAN Christoffer</b>	65	245	19	232	18	234	7	230	7	233			8	245	6	230
		SWE Honda CBR600RR																



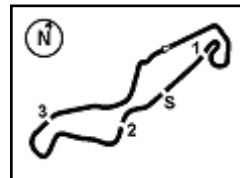
TT Circuit Assen 4.542 m

## Dutch Round, 15-16-17 April 2016

### World Supersport - Best Laps & Speeds

2 / 2

No.	Rider		Best Lap		FP1		FP2		FP3		SP1		SP2		WU		RC	
	Nat	Bike	laps	speed	laps	speed	laps	speed	laps	speed	laps	speed	laps	speed	laps	speed	laps	speed
22	<b>63</b>	<b>KHAIRUDDIN Zulfahmi</b>	<b>1'42.595</b>		2'03.493		2'01.261		1'59.340		1'42.673				1'42.595		2'10.465	
	MAS	Kawasaki ZX-6R	44	252	15	235	5	235	5	234	7	239	6	<b>252</b>	6	234		234
23	<b>10</b>	<b>CALERO Nacho</b>	<b>1'42.716</b>		2'08.008		2'04.674		2'03.354						<b>1'42.716</b>		2'11.176	
	ESP	Kawasaki ZX-6R	54	245	17	218	18	229	6	219			7	<b>245</b>	6	222		222
24	<b>47</b>	<b>BASSANI Axel</b>	<b>1'42.735</b>		2'05.276		2'00.301		1'57.540		1'42.735				1'43.589		2'05.945	
	ITA	Kawasaki ZX-6R	66	247	19	234	23	238	7	234	3	244	8	<b>247</b>	6	238		238
25	<b>55</b>	<b>MIKHALCHIK Illia</b>	<b>1'42.809</b>		2'01.804		1'57.090						1'42.809		1'43.374		2'06.378	
	UKR	Kawasaki ZX-6R	53	240	17	231	21	234					7	239	2	<b>240</b>	6	232
26	<b>35</b>	<b>HILL Stefan</b>	<b>1'43.464</b>		2'05.473		1'59.978		1'59.105		1'45.489				1'43.464		2'10.741	
	GBR	Honda CBR600RR	55	242	15	224	13	228	7	226	7	232	8	<b>242</b>	5	229		229
27	<b>119</b>	<b>CHROBAK Janos</b>	<b>1'43.968</b>		2'05.684		1'59.803		2'01.298		1'45.258				1'43.968		2'09.090	
	HUN	MV Agusta F3 675	72	242	19	224	24	232	7	228	8	230	8	<b>242</b>	6	228		228
28	<b>23</b>	<b>TANGRE Cédric</b>	<b>1'43.982</b>		2'05.827		2'04.266		2'01.323						1'43.982		2'05.936	
	FRA	Suzuki GSX-R600	53	243	18	226	16	230	5	228			8	<b>243</b>	6	230		230
29	<b>74</b>	<b>VAN SIKKELERUS Jaimie</b>	<b>1'44.158</b>		2'05.551		2'02.114		2'00.712		1'44.158				1'44.362		2'13.412	
	NED	Yamaha YZF R6	68	244	21	225	22	230	7	225	8	233	8	<b>244</b>	2	205		205
30	<b>78</b>	<b>OKUBO Hikari</b>	<b>1'44.303</b>		2'07.524		2'01.741		2'00.247		1'44.631				1'44.303		2'11.516	
	JPN	Honda CBR600RR	72	243	19	217	24	231	7	222	8	237	8	<b>243</b>	6	224		224
31	<b>84</b>	<b>CRESSON Loris</b>	<b>1'44.706</b>		2'10.077		2'05.042		2'03.674						1'44.706		2'14.134	
	BEL	Kawasaki ZX-6R	46	245	20	229	7	231	5	228			8	<b>245</b>	6	227		227
32	<b>12</b>	<b>GOBBI Christopher</b>	<b>1'44.839</b>		2'07.626		2'06.297		2'03.454						1'44.839		2'13.373	
	ITA	Yamaha YZF R6	41	245	12	212	10	222	6	215			7	<b>245</b>	6	215		215
33	<b>96</b>	<b>ORELLANA Javier</b>	<b>1'45.506</b>		2'05.670		1'59.426								<b>1'45.506</b>			
	ESP	Honda CBR600RR	45	235	20	234	18	234					7	<b>235</b>				
34	<b>7</b>	<b>LICCIARDI Angelo</b>	<b>1'46.496</b>		2'05.859		2'03.355		2'01.454						<b>1'46.496</b>			
	BEL	Kawasaki ZX-6R	63	239	22	223	26	227	7	226			8	<b>239</b>				
35	<b>50</b>	<b>ORTT Braeden</b>	<b>1'46.777</b>		2'17.052		2'11.559		2'13.726						<b>1'46.777</b>			
	CAN	Honda CBR600RR	35	239	16	224	6	228	5	222			8	<b>239</b>				
36	<b>83</b>	<b>EPIS Lachlan</b>	<b>1'52.238</b>		2'11.791		2'03.296								<b>1'52.238</b>			
	AUS	Kawasaki ZX-6R	31	233	5	226	20	<b>233</b>					6	215				
37	<b>13</b>	<b>WEST Anthony</b>	<b>1'55.411</b>		1'58.196		<b>1'55.411</b>											
	AUS	Yamaha YZF R6	35	240	19	<b>240</b>	16	<b>240</b>										
38	<b>41</b>	<b>WAGNER Aiden</b>	<b>2'05.690</b>		<b>2'05.690</b>													
	AUS	MV Agusta F3 675	13	227	13	<b>227</b>												

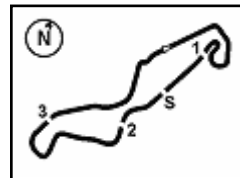


## Dutch Round, 15-16-17 April 2016

### World Supersport - Lap Chart Race - Restart

Pos	Lap					
	1	2	3	4	5	6
1	21	21	1	1	1	111
2	1	1	4	2	111	4
3	4	4	2	111	4	1
4	2	111	21	4	21	21
5	111	2	111	21	25	25
6	25	25	25	25	55	55
7	77	55	55	55	81	86
8	55	77	77	77	47	47
9	81	81	81	81	11	69
10	47	47	47	47	77	11
11	69	11	11	11	86	64
12	88	69	64	64	64	81
13	61	64	69	69	69	88
14	64	35	61	86	88	77
15	11	88	88	88	61	23
16	35	61	86	61	19	19
17	63	63	63	19	23	51
18	87	19	51	51	51	16
19	86	51	19	23	16	61
20	19	86	23	63	63	63
21	51	23	16	16	119	119
22	44	16	6	119	44	44
23	6	74	119	44	6	6
24	74	6	44	6	78	78
25	23	119	78	78	71	71
26	16	44	84	84	84	10
27	119	78	71	71	10	84
28	78	84	10	10	12	12
29	84	71	12	12	87	87
30	71	10	87	87	35	
31	10	12	35	35		
32	12	87				

Final Result		
1	<b>111 K. SMITH</b>	Laps 6
2	<b>4 G. REA</b>	0.831
3	<b>1 K. SOFUOGLU</b>	2.424
4	<b>21 R. KRUMMENACHER</b>	8.255
5	<b>25 A. BALDOLINI</b>	26.801
6	<b>55 I. MIKHALCHIK</b>	36.940
7	<b>86 A. BADOVINI</b>	42.670
8	<b>47 A. BASSANI</b>	42.971
9	<b>69 O. JEZEK</b>	44.025
10	<b>11 C. GAMARINO</b>	44.321
11	<b>64 F. CARICASULO</b>	44.537
12	<b>81 L. STAPLEFORD</b>	44.887
13	<b>88 N. TEROL</b>	45.911
14	<b>77 K. RYDE</b>	46.237
15	<b>23 C. TANGRE</b>	48.798
16	<b>19 K. WAHR</b>	49.784
17	<b>51 B. SCHOUTEN</b>	50.202
18	<b>16 J. CLUZEL</b>	51.046
19	<b>61 A. ZACCONE</b>	53.707
20	<b>63 Z. KHAIRUDDIN</b>	1'01.468
21	<b>119 J. CHROBAK</b>	1'04.089
22	<b>44 R. ROLFO</b>	1'07.198
23	<b>6 D. STIRPE</b>	1'16.187
24	<b>78 H. OKUBO</b>	1'16.278
25	<b>71 C. BERGMAN</b>	1'18.937
26	<b>10 N. CALERO</b>	1'25.070
27	<b>84 L. CRESSON</b>	1'27.952
28	<b>12 C. GOBBI</b>	1'34.234
29	<b>87 L. ZANETTI</b>	1'46.736
30	<b>35 S. HILL</b>	1 Lap
RET	<b>2 P. JACOBSEN</b>	2 Laps
RET	<b>74 J. VAN SIKKELERUS</b>	4 Laps



## Dutch Round, 15-16-17 April 2016

### World Supersport - Lap Chart Race - Restart

#### Lap 1

1	21 R. Krummenacher (SU)	
2	1 K. Sofuoglu (TUR)	0.843
3	4 G. Rea (GBR)	1.306
4	2 P. Jacobsen (USA)	2.403
5	111 K. Smith (GBR)	2.403
6	25 A. Baldolini (ITA)	5.573
7	77 K. Ryde (GBR)	7.968
8	55 I. Mikhailchik (UKR)	8.031
9	81 L. Stapleford (GBR)	9.712
10	47 A. Bassani (ITA)	10.254
11	69 O. Jezek (CZE)	10.266
12	88 N. Terol (ESP)	10.868
13	61 A. Zacccone (ITA)	11.323
14	64 F. Caricasulo (ITA)	11.405
15	11 C. Gamarino (ITA)	11.578
16	35 S. Hill (GBR)	12.042
17	63 Z. Khairuddin (MAS)	12.358
18	87 L. Zanetti (ITA)	12.454
19	86 A. Badovini (ITA)	12.881
20	19 K. Wahr (GER)	13.041
21	51 B. Schouten (NED)	13.686
22	44 R. Rolfo (ITA)	14.219
23	6 D. Stirpe (ITA)	15.501
24	74 J. van Sikkelerus (NED)	15.503
25	23 C. Tangre (FRA)	15.609
26	16 J. Cluzel (FRA)	17.197
27	119 J. Chrobak (HUN)	17.307
28	78 H. Okubo (JPN)	17.915
29	84 L. Cresson (BEL)	18.721
30	71 C. Bergman (SWE)	20.082
31	10 N. Calero (ESP)	22.762
32	12 C. Gobbi (ITA)	23.257

#### Lap 2

1	21 R. Krummenacher (SU)	
2	1 K. Sofuoglu (TUR)	0.687
3	4 G. Rea (GBR)	1.257
4	111 K. Smith (GBR)	2.763
5	2 P. Jacobsen (USA)	3.062
6	25 A. Baldolini (ITA)	8.711
7	55 I. Mikhailchik (UKR)	13.689
8	77 K. Ryde (GBR)	15.498
9	81 L. Stapleford (GBR)	17.001
10	47 A. Bassani (ITA)	17.948
11	11 C. Gamarino (ITA)	19.803
12	69 O. Jezek (CZE)	19.888
13	64 F. Caricasulo (ITA)	19.929
14	35 S. Hill (GBR)	19.946
15	88 N. Terol (ESP)	20.417
16	61 A. Zacccone (ITA)	20.553
17	63 Z. Khairuddin (MAS)	21.127
18	19 K. Wahr (GER)	21.445
19	51 B. Schouten (NED)	22.323
20	86 A. Badovini (ITA)	24.144
21	23 C. Tangre (FRA)	25.275
22	16 J. Cluzel (FRA)	25.828
23	74 J. van Sikkelerus (NED)	26.078
24	6 D. Stirpe (ITA)	26.864
25	119 J. Chrobak (HUN)	27.988
26	44 R. Rolfo (ITA)	29.287
27	78 H. Okubo (JPN)	30.501
28	84 L. Cresson (BEL)	32.514
29	71 C. Bergman (SWE)	36.362
30	10 N. Calero (ESP)	38.085
31	12 C. Gobbi (ITA)	40.062
32	87 L. Zanetti (ITA)	59.589

#### Lap 3

1	1 K. Sofuoglu (TUR)	
2	4 G. Rea (GBR)	0.631
3	2 P. Jacobsen (USA)	0.765
4	21 R. Krummenacher (SU)	1.532
5	111 K. Smith (GBR)	1.566
6	25 A. Baldolini (ITA)	10.692
7	55 I. Mikhailchik (UKR)	18.385
8	77 K. Ryde (GBR)	21.512
9	81 L. Stapleford (GBR)	22.729
10	47 A. Bassani (ITA)	23.942
11	11 C. Gamarino (ITA)	25.510

12	64 F. Caricasulo (ITA)	25.824
13	69 O. Jezek (CZE)	27.789
14	61 A. Zacccone (ITA)	27.980
15	88 N. Terol (ESP)	28.924
16	86 A. Badovini (ITA)	29.194
17	63 Z. Khairuddin (MAS)	29.586
18	51 B. Schouten (NED)	29.883
19	19 K. Wahr (GER)	30.096
20	23 C. Tangre (FRA)	31.477
21	16 J. Cluzel (FRA)	32.186
22	6 D. Stirpe (ITA)	35.594
23	119 J. Chrobak (HUN)	36.020
24	44 R. Rolfo (ITA)	39.368
25	78 H. Okubo (JPN)	41.137
26	84 L. Cresson (BEL)	45.874
27	71 C. Bergman (SWE)	48.833
28	10 N. Calero (ESP)	49.391
29	12 C. Gobbi (ITA)	52.959
30	87 L. Zanetti (ITA)	1'11.210
31	35 S. Hill (GBR)	1'32.223

#### Lap 4

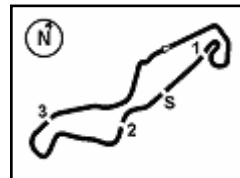
1	1 K. Sofuoglu (TUR)	
2	2 P. Jacobsen (USA)	0.017
3	111 K. Smith (GBR)	0.487
4	4 G. Rea (GBR)	0.509
5	21 R. Krummenacher (SU)	3.118
6	25 A. Baldolini (ITA)	14.835
7	55 I. Mikhailchik (UKR)	23.270
8	77 K. Ryde (GBR)	28.882
9	81 L. Stapleford (GBR)	28.943
10	47 A. Bassani (ITA)	29.712
11	11 C. Gamarino (ITA)	30.611
12	64 F. Caricasulo (ITA)	31.574
13	69 O. Jezek (CZE)	33.588
14	86 A. Badovini (ITA)	33.634
15	88 N. Terol (ESP)	34.074
16	61 A. Zacccone (ITA)	34.795
17	19 K. Wahr (GER)	35.995
18	51 B. Schouten (NED)	36.370
19	23 C. Tangre (FRA)	36.703
20	63 Z. Khairuddin (MAS)	38.298
21	16 J. Cluzel (FRA)	38.397
22	119 J. Chrobak (HUN)	45.268
23	44 R. Rolfo (ITA)	47.688
24	6 D. Stirpe (ITA)	48.162
25	78 H. Okubo (JPN)	52.598
26	84 L. Cresson (BEL)	59.450
27	71 C. Bergman (SWE)	59.568
28	10 N. Calero (ESP)	1'00.247
29	12 C. Gobbi (ITA)	1'04.579
30	87 L. Zanetti (ITA)	1'22.391
31	35 S. Hill (GBR)	1'44.763

#### Lap 5

1	1 K. Sofuoglu (TUR)	
2	111 K. Smith (GBR)	0.374
3	4 G. Rea (GBR)	0.619
4	21 R. Krummenacher (SU)	4.263
5	25 A. Baldolini (ITA)	19.735
6	55 I. Mikhailchik (UKR)	28.291
7	81 L. Stapleford (GBR)	35.050
8	47 A. Bassani (ITA)	35.625
9	11 C. Gamarino (ITA)	36.794
10	77 K. Ryde (GBR)	37.157
11	86 A. Badovini (ITA)	37.294
12	64 F. Caricasulo (ITA)	37.416
13	69 O. Jezek (CZE)	38.261
14	88 N. Terol (ESP)	38.967
15	61 A. Zacccone (ITA)	40.359
16	19 K. Wahr (GER)	41.061
17	23 C. Tangre (FRA)	41.282
18	51 B. Schouten (NED)	42.080
19	16 J. Cluzel (FRA)	43.748
20	63 Z. Khairuddin (MAS)	47.957
21	119 J. Chrobak (HUN)	53.598
22	44 R. Rolfo (ITA)	55.795
23	6 D. Stirpe (ITA)	1'01.377
24	78 H. Okubo (JPN)	1'03.361
25	71 C. Bergman (SWE)	1'08.499
26	84 L. Cresson (BEL)	1'12.417

#### Lap 6

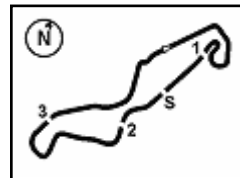
1	111 K. Smith (GBR)	
2	4 G. Rea (GBR)	0.831
3	1 K. Sofuoglu (TUR)	2.424
4	21 R. Krummenacher (SU)	8.255
5	25 A. Baldolini (ITA)	26.801
6	55 I. Mikhailchik (UKR)	36.940
7	86 A. Badovini (ITA)	42.670
8	47 A. Bassani (ITA)	42.971
9	69 O. Jezek (CZE)	44.025
10	11 C. Gamarino (ITA)	44.321
11	64 F. Caricasulo (ITA)	44.537
12	81 L. Stapleford (GBR)	44.887
13	88 N. Terol (ESP)	45.911
14	77 K. Ryde (GBR)	46.237
15	23 C. Tangre (FRA)	48.798
16	19 K. Wahr (GER)	49.784
17	51 B. Schouten (NED)	50.202
18	16 J. Cluzel (FRA)	51.046
19	61 A. Zacccone (ITA)	53.707
20	63 Z. Khairuddin (MAS)	1'01.468
21	119 J. Chrobak (HUN)	1'04.089
22	44 R. Rolfo (ITA)	1'07.198
23	6 D. Stirpe (ITA)	1'16.187
24	78 H. Okubo (JPN)	1'16.278
25	71 C. Bergman (SWE)	1'18.937
26	10 N. Calero (ESP)	1'25.070
27	84 L. Cresson (BEL)	1'27.952
28	12 C. Gobbi (ITA)	1'34.234
29	87 L. Zanetti (ITA)	1'46.736



## Dutch Round, 15-16-17 April 2016

### World Supersport - Lap Chart Race - Restart





## Dutch Round, 15-16-17 April 2016

### World Supersport - Results Race - Restart

Laps 6 = 27,252 Km - Time Of Race 12'17.543 - Avg. 133,019 km/h

Pos Race	Grid	No. Rider	Nat	Team	Bike	Class	LL	Gap	Fastest Lap	Speed	Qualifying		Ranking		
											Time	Speed	R	Tot	Pos
1	6	111 K. SMITH	GBR	CIA Landlord Insurance Honda	Honda CBR600RR		6		1'58.225	238,0	1'40.345	236,5	25	41	3
2	8	4 G. REA	GBR	GRT Racing Team	MV Agusta F3 675		6	0.831	1'58.811	241,5	1'41.512	240,4	20	36	5
3	3	1 K. SOFUOGLU	TUR	Kawasaki Puccetti Racing	Kawasaki ZX-6R		6	2.424	2'01.023	242,0	1'39.580	240,7	16	61	2
4	1	21 R. KRUMMENACHER	GBR	Kawasaki Puccetti Racing	Kawasaki ZX-6R		6	8.255	2'02.502	239,6	1'39.300	242,6	13	71	1
5	5	25 A. BALDOLINI	ITA	Race Department ATK#25	MV Agusta F3 675		6	26.801	2'05.178	234,9	1'40.248	237,0	11	31	7
6	11	55 I. MIKHALCHIK	UKR	DS Junior Team	Kawasaki ZX-6R	ESS	6	36.940	2'06.378	231,9	1'42.809	238,8	10	13	15
7	14	86 A. BADOVINI	ITA	Gemar Balloons - Team Lorini	Honda CBR600RR		6	42.670	2'03.975	236,7	1'41.785	243,4	9	9	18
8	23	47 A. BASSANI	ITA	San Carlo Team Italia	Kawasaki ZX-6R	ESS	6	42.971	2'05.945	237,8	1'42.735	244,2	8	18	13
9	7	69 O. JEZEK	CZE	Team GoEleven	Kawasaki ZX-6R		6	44.025	2'04.363	235,7	1'41.270	239,1	7	23	11
10	17	11 C. GAMARINO	ITA	Team GoEleven	Kawasaki ZX-6R		6	44.321	2'06.126	229,6	1'42.164	233,4	6	25	9
11	19	64 F. CARICASULO	ITA	Bardahl Evan Bros. Honda Racing	Honda CBR600RR		6	44.537	2'05.720	233,1	1'42.379	238,5	5	34	6
12	2	81 L. STAPLEFORD	GBR	Profile Racing	Triumph Daytona 675		6	44.887	2'07.464	235,7	1'39.475	240,7	4	6	23
13	13	88 N. TEROL	ESP	Schmidt Racing	MV Agusta F3 675		6	45.911	2'05.543	233,4	1'41.671	241,2	3	24	10
14	20	77 K. RYDE	GBR	Ranieri Med - SC Racing	Yamaha YZF R6		6	46.237	2'07.679	234,1	1'42.575	243,4	2	6	24
15		23 C. TANGRE	FRA	Team Yohann Moto Sport	Suzuki GSX-R600	ESS	6	48.798	2'05.936	230,4			1	1	27
16	10	19 K. WAHR	GER	Gemar Balloons - Team Lorini	Honda CBR600RR		6	49.784	2'06.423	229,9	1'42.084	231,6		11	17
17	22	51 B. SCHOUTEN	NED	MVR-Racing	Yamaha YZF R6		6	50.202	2'06.721	235,4	1'42.730	236,7			
18	12	16 J. CLUZEL	FRA	MV Agusta Reparto Corse	MV Agusta F3 675		6	51.046	2'05.897	232,4	1'41.122	241,8		38	4
19	15	61 A. ZACCONE	ITA	San Carlo Team Italia	Kawasaki ZX-6R	ESS	6	53.707	2'06.921	237,0	1'41.816	240,1		11	16
20	21	63 Z. KHAIRUDDIN	MAS	Orelac Racing VerdNatura	Kawasaki ZX-6R		6	1'01.468	2'10.465	233,6	1'42.673	239,1		20	12
21	27	119 J. CHROBAK	HUN	Schmidt Racing	MV Agusta F3 675	ESS	6	1'04.089	2'09.090	227,7	1'45.258	229,9			
22	16	44 R. ROLFO	ITA	Team Factory Vamag	MV Agusta F3 675		6	1'07.198	2'09.464	229,4	1'41.920	235,4		7	20
23	18	6 D. STIRPE	ITA	Scuderia Maranga Racing	Kawasaki ZX-6R	ESS	6	1'16.187	2'11.927	218,7	1'42.318	241,2			
24	26	78 H. OKUBO	JPN	CIA Landlord Insurance Honda	Honda CBR600RR		6	1'16.278	2'11.516	223,7	1'44.631	237,5			
25	24	71 C. BERGMAN	SWE	CIA Landlord Insurance Honda	Honda CBR600RR		6	1'18.937	2'09.037	229,9	1'43.697	233,1			
26		10 N. CALERO	ESP	Orelac Racing VerdNatura	Kawasaki ZX-6R		6	1'25.070	2'11.176	222,1				1	28
27		84 L. CRESSON	BEL	MTM / HS Kawasaki	Kawasaki ZX-6R	ESS	6	1'27.952	2'14.134	226,7					
28		12 C. GOBBI	ITA	VFT Racing	Yamaha YZF R6	ESS	6	1'34.234	2'13.373	215,4					
29	9	87 L. ZANETTI	ITA	MV Agusta Reparto Corse	MV Agusta F3 675		6	1'46.736	2'11.967	233,6	1'42.055	239,1		8	19
30	28	35 S. HILL	GBR	CIA Landlord Insurance Honda	Honda CBR600RR		5	1 Lap	2'10.741	228,7	1'45.489	231,9			
-----Not Classified-----															
RET	4	2 P. JACOBSEN	USA	Honda World Supersport Team	Honda CBR600RR		4	2 Laps	2'00.900	241,8	1'40.165	240,7		27	8
RET	25	74 J. VAN SIKKELERUS	NED	Start Racing	Yamaha YZF R6		2	4 Laps	2'13.412	204,9	1'44.158	233,1			

AIR	Humidity:	85%	Temp:	6°C
TRACK	Condition:		Temp:	10°C

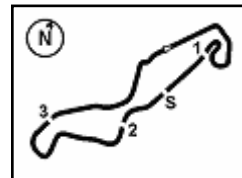
Fastest Lap	6° Kyle Smith	1'58.225	138,306	Km/h
Lap Record:	2015 J.Cluzel	1'38.184	166,540	Km/h
Best Lap	2015 J.Cluzel	1'38.015	166,820	Km/h

LAP LEADERS				
No. Rider	From	To	Laps	Total
21 R. KRUMMENACHER	1	2	2	2
1 K. SOFUOGLU	3	5	3	3
111 K. SMITH	6	6	1	1

TOTAL LEADER LAPS		
No. Rider	Laps	
1 K. SOFUOGLU	24	
2 P. JACOBSEN	18	
21 R. KRUMMENACHER	6	
13 A. WEST	4	
16 J. CLUZEL	4	
111 K. SMITH	1	

17/04/2016 Start 12:07 End 12:21 The results are provisional until the end of the time limit for protests and appeals and the completion of the technical checks.





## Dutch Round, 15-16-17 April 2016

### World Supersport - Results Race - Restart

#### RACE HIGHLIGHTS

12.04.08		Warm-up Lap Start
12.07.44		Start
12.09.06	16 Cluzel	On the Gravel - Re-Joined - Turn 10
12.10.00		No Jump Start
12.10.33	87 Zanetti	Crashed - Rider OK - Turn 5
12.10.54	87 Zanetti	Re-joined
12.12.46	74 van Sikkelerus	Crashed - Rider OK - Turn 5
12.13.08	35 Hill	Crashed - Rider OK - Turn 8
12.13.48	35 Hill	Re-joined
12.16.38	2 Jacobsen	Crashed - Rider OK - Turn 7
12.21.44		End Of Session

17/04/2016      Start      End  
                  12:07      12:21

The results are provisional until the end of the time limit for protests and appeals and the completion of the technical checks.

FICR PERUGIA TIMING



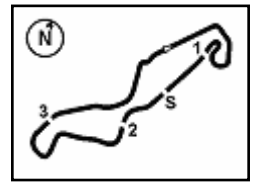
Official Tyre Supplier



Official Timekeeper







## Dutch Round, 15-16-17 April 2016

### World Supersport - Analysis Race - Restart

Start at 12:07'17.502

2 / 2

5	41.249	6.216	13.065	36.892	<b>29.286</b>	2'06.708	<b>232.4</b>	12:18'20.194
6	<b>40.614</b>	6.135	<b>12.888</b>	<b>36.610</b>	29.650	<b>2'05.897</b>	230.4	12:20'26.091

5	<b>43.941</b>	6.289	13.524	<b>39.004</b>	31.566	2'14.324	223.0	12:18'48.863
6	44.488	<b>6.222</b>	13.341	39.175	<b>30.908</b>	<b>2'14.134</b>	222.7	12:21'02.997

61 A. ZACCONE (2'06.921)								
Lap	Seg. 1	Seg. 2	Seg. 3	Seg. 4	Seg. 5	Lap Time	km/h	Local Time
1	50.024	6.289	13.542	39.641	31.627	2'21.123	221.1	12:09'38.625
2	43.839	6.178	13.222	38.642	30.186	2'12.067	225.3	12:11'50.692
3	42.446	6.170	13.197	38.485	30.326	2'10.624	224.4	12:14'01.316
4	42.229	6.128	12.916	37.706	<b>29.589</b>	2'08.568	233.1	12:16'09.884
5	<b>40.799</b>	<b>6.044</b>	12.922	37.534	<b>29.622</b>	<b>2'06.921</b>	<b>237.0</b>	12:18'16.805
6	41.126	6.108	<b>12.608</b>	<b>37.186</b>	34.919	2'11.947	235.9	12:20'28.752

12 C. GOBBI (2'13.373)								
Lap	Seg. 1	Seg. 2	Seg. 3	Seg. 4	Seg. 5	Lap Time	km/h	Local Time
1	55.474	7.077	15.545	42.037	32.924	2'33.057	181.4	12:09'50.559
2	46.908	6.674	13.913	39.934	32.213	2'19.642	203.4	12:12'10.201
3	44.098	6.386	13.969	39.635	32.006	2'16.094	215.2	12:14'26.295
4	<b>43.566</b>	<b>6.377</b>	<b>13.278</b>	<b>38.721</b>	31.431	<b>2'13.373</b>	<b>215.4</b>	12:16'39.668
5	44.110	6.431	14.135	38.921	31.581	2'15.178	206.3	12:18'54.846
6	44.106	6.403	13.780	38.894	<b>31.250</b>	2'14.433	213.5	12:21'09.279

63 Z. KHAIRUDDIN (2'10.465)								
Lap	Seg. 1	Seg. 2	Seg. 3	Seg. 4	Seg. 5	Lap Time	km/h	Local Time
1	51.010	6.230	13.773	39.548	31.597	2'22.158	215.8	12:09'39.660
2	43.176	6.226	13.332	38.388	<b>30.484</b>	2'11.606	227.0	12:11'51.266
3	43.020	6.072	13.222	38.395	30.947	2'11.656	225.1	12:14'02.922
4	<b>42.503</b>	<b>6.050</b>	<b>13.017</b>	38.065	30.830	<b>2'10.465</b>	<b>233.6</b>	12:16'13.387
5	42.582	6.095	13.348	<b>37.959</b>	31.032	2'11.016	233.4	12:18'24.403
6	43.275	6.151	13.307	38.396	30.981	2'12.110	232.9	12:20'36.513

87 L. ZANETTI (2'11.967)								
Lap	Seg. 1	Seg. 2	Seg. 3	Seg. 4	Seg. 5	Lap Time	km/h	Local Time
1	51.623	6.562	13.817	38.720	31.532	2'22.254	213.0	12:09'39.756
2	1'12.979	8.781	15.024	41.309	31.879	2'49.972	178.3	12:12'29.728
3	44.681	6.251	13.642	39.272	30.972	2'14.818	222.7	12:14'44.546
4	43.974	6.192	13.321	38.718	<b>30.729</b>	2'12.934	232.4	12:16'57.480
5	43.257	<b>6.169</b>	<b>13.150</b>	<b>38.946</b>	<b>30.812</b>	2'12.334	<b>233.6</b>	12:19'09.814
6	<b>43.184</b>	6.211	13.329	<b>38.496</b>	30.747	<b>2'11.967</b>	227.2	12:21'21.781

119 J. CHROBAK (2'09.090)								
Lap	Seg. 1	Seg. 2	Seg. 3	Seg. 4	Seg. 5	Lap Time	km/h	Local Time
1	54.424	6.809	14.211	39.754	31.909	2'27.107	177.4	12:09'44.609
2	44.499	6.509	13.192	38.075	31.243	2'13.518	213.5	12:11'58.127
3	43.026	6.396	13.047	38.100	30.660	2'11.229	220.7	12:14'09.356
4	43.791	<b>6.350</b>	12.892	37.247	30.721	2'11.001	<b>227.7</b>	12:16'20.357
5	42.675	6.364	12.887	37.230	30.531	2'09.687	225.5	12:18'30.044
6	<b>42.192</b>	6.364	<b>12.846</b>	<b>37.181</b>	<b>30.507</b>	<b>2'09.090</b>	226.3	12:20'39.134

35 S. HILL (2'10.741)								
Lap	Seg. 1	Seg. 2	Seg. 3	Seg. 4	Seg. 5	Lap Time	km/h	Local Time
1	51.589	6.525	13.942	38.836	30.950	2'21.842	220.0	12:09'39.344
2	43.349	<b>6.173</b>	13.107	<b>37.594</b>	<b>30.518</b>	<b>2'10.741</b>	<b>228.7</b>	12:11'50.085
3	<b>42.316</b>	6.260	<b>12.775</b>	1'40.961	33.162	3'15.474	223.2	12:15'05.559
4	45.103	6.536	13.300	38.618	30.736	2'14.293	220.0	12:17'19.852
5	43.947	6.532	12.984	40.818	43.474	2'27.755	216.3	12:19'47.607

44 R. ROLFO (2'09.464)								
Lap	Seg. 1	Seg. 2	Seg. 3	Seg. 4	Seg. 5	Lap Time	km/h	Local Time
1	51.409	6.605	14.161	40.280	31.564	2'24.019	213.3	12:09'41.521
2	44.480	6.445	13.334	38.693	34.953	2'17.905	220.5	12:11'59.426
3	43.972	6.436	13.068	38.778	31.024	2'13.278	220.2	12:14'12.704
4	<b>42.616</b>	<b>6.306</b>	12.827	37.974	30.350	2'10.073	228.9	12:16'22.777
5	42.626	6.333	12.710	37.811	<b>29.984</b>	<b>2'09.464</b>	<b>229.4</b>	12:18'32.241
6	42.664	6.380	<b>12.661</b>	<b>37.762</b>	30.535	2'10.002	225.1	12:20'42.243

2 P. JACOBSEN (2'00.900)								
Lap	Seg. 1	Seg. 2	Seg. 3	Seg. 4	Seg. 5	Lap Time	km/h	Local Time
1	46.459	6.135	12.976	37.453	29.180	2'12.203	222.3	12:09'29.705
2	40.915	5.988	12.577	35.672	28.344	2'03.496	231.6	12:11'33.201
3	39.497	<b>5.943</b>	12.253	35.110	<b>28.097</b>	<b>2'00.900</b>	228.4	12:13'34.101
4	39.668	5.976	<b>12.005</b>	<b>35.089</b>	28.267	2'01.005	224.4	12:15'35.106

6 D. STIRPE (2'11.927)								
Lap	Seg. 1	Seg. 2	Seg. 3	Seg. 4	Seg. 5	Lap Time	km/h	Local Time
1	52.754	6.537	14.513	39.617	31.880	2'25.301	206.1	12:09'42.803
2	44.296	<b>6.219</b>	13.645	38.908	31.132	2'14.200	212.4	12:11'57.003
3	<b>43.260</b>	6.304	13.556	<b>38.089</b>	<b>30.718</b>	<b>2'11.927</b>	<b>218.7</b>	12:14'08.930
4	44.286	6.397	13.493	38.626	31.519	2'14.321	209.1	12:16'23.251
5	44.203	6.435	13.821	39.079	31.034	2'14.572	203.0	12:18'37.823
6	44.127	6.374	<b>13.240</b>	38.641	31.027	2'13.409	209.5	12:20'51.232

74 J. VAN SIKKELERUS (2'13.412)								
Lap	Seg. 1	Seg. 2	Seg. 3	Seg. 4	Seg. 5	Lap Time	km/h	Local Time
1	53.652	6.644	14.347	39.123	31.537	2'25.303	195.3	12:09'42.805
2	<b>44.186</b>	<b>6.408</b>	<b>13.399</b>	<b>38.091</b>	<b>31.328</b>	<b>2'13.412</b>	<b>204.9</b>	12:11'56.217

78 H. OKUBO (2'11.516)								
Lap	Seg. 1	Seg. 2	Seg. 3	Seg. 4	Seg. 5	Lap Time	km/h	Local Time
1	53.249	6.666	14.933	40.678	32.189	2'27.715	194.5	12:09'45.217
2	44.217	6.463	14.097	38.896	31.750	2'15.423	195.3	12:12'00.640
3	43.535	6.323	13.748	38.741	31.486	2'13.833	212.4	12:14'14.473
4	43.212	6.301	<b>13.615</b>	38.707	31.379	2'13.214	222.3	12:16'27.687
5	<b>42.633</b>	<b>6.286</b>	13.803	38.115	31.283	2'12.120	<b>223.7</b>	12:18'39.807
6	42.855	6.334	13.752	<b>37.918</b>	<b>30.657</b>	<b>2'11.516</b>	204.9	12:20'51.323

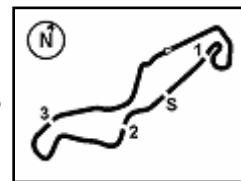
71 C. BERGMAN (2'09.037)								
Lap	Seg. 1	Seg. 2	Seg. 3	Seg. 4	Seg. 5	Lap Time	km/h	Local Time
1	53.714	6.946	15.290	41.436	32.496	2'29.882	183.0	12:09'47.384
2	46.138	6.468	13.960	40.297	32.254	2'19.117	213.3	12:12'06.501
3	44.458	6.449	13.734	39.699	31.328	2'15.668	221.1	12:14'22.169
4	43.518	6.321	13.265	38.624	30.760	2'12.488	224.4	12:16'34.657
5	42.366	6.314	13.165	38.060	<b>30.383</b>	2'10.288	222.3	12:18'44.945
6	<b>41.922</b>	<b>6.255</b>	<b>12.891</b>	<b>37.508</b>	30.461	<b>2'09.037</b>	<b>229.9</b>	12:20'53.982

10 N. CALERO (2'11.176)								
Lap	Seg. 1	Seg. 2	Seg. 3	Seg. 4	Seg. 5	Lap Time	km/h	Local Time
1	55.881	6.674	15.490	41.356	33.161	2'32.562	186.6	12:09'50.064
2	45.791	6.369	14.225	39.461	32.314	2'18.160	207.9	12:12'08.224
3	43.898	6.356	13.659	39.288	31.302	2'14.503	214.7	12:14'22.727
4	43.488	<b>6.245</b>	<b>13.263</b>	38.645	30.968	2'12.609	<b>222.1</b>	12:16'35.336
5	43.354	6.272	13.633	38.918	31.426	2'13.603	215.0	12:18'48.939
6	<b>43.150</b>	6.285	13.267	<b>37.559</b>	<b>30.915</b>	<b>2'11.176</b>	218.0	12:21'00.115

84 L. CRESSON (2'14.134)								
Lap	Seg. 1	Seg. 2	Seg. 3	Seg. 4	Seg. 5	Lap Time	km/h	Local Time
1	54.143	6.513	14.553	41.164	32.148	2'28.521	196.9	12:09'46.023
2	44.947	6.307	13.405	39.972	31.999	2'16.630	210.1	12:12'02.653
3	44.618	6.306	13.596	40.108	31.929	2'16.557	222.1	12:14'19.210
4	44.424	6.269	<b>13.302</b>	39.247	32.087	2'15.329	<b>226.7</b>	12:16'34.539

P = Pits In/Out - C = Lap-Time Cancelled





TT Circuit Assen 4.542 m

## Dutch Round, 15-16-17 April 2016

### World Supersport - Manufacturers Standings

	Points	Points From First	Points From Previous	February 28	March 13	April 3	April 17	May 1	May 15	May 29	June 19	July 24	September 18	October 2	October 16	October 28
				PHILLIP ISLAND	BURIRAM	ARAGON	ASSEN	IMOLA	SEPANG	DONINGTON PARK	MISANO	TBA	LAUSITZRING	MAGNY-COURS	JEREZ	LOSAIL
1 KAWASAKI	86			25 1	20 1	25 1	16 1									
2 MV AGUSTA	71	15		10 4	25 3	16 2	20 2									
3 HONDA	70	16	1	20 2	16 2	9 3	25 3									
4 YAMAHA	27	59	43	16 3	5 4	4 4	2 4									
5 TRIUMPH	4	82	23				4 5									
6 SUZUKI	1	85	3				1 6									

First Line: Championship Standings - Second Line: Ranking Progression

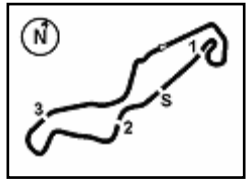
PIRELLI PERUGIA TIMING



Official Tyre Supplier



Official Timekeeper

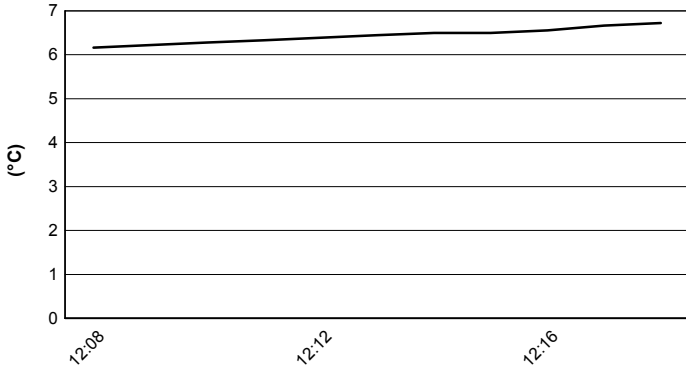


TT Circuit Assen 4.542 m

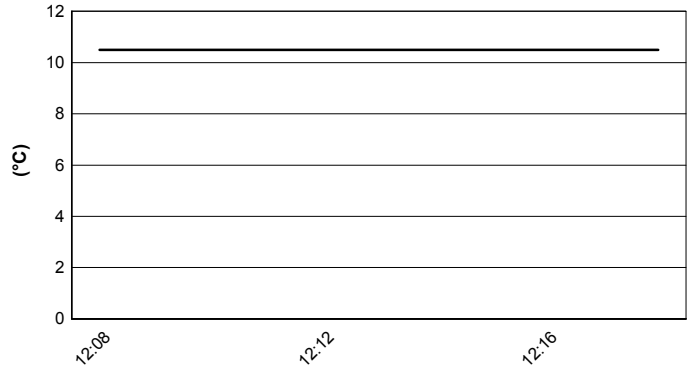
Dutch Round, 15-16-17 April 2016  
World Supersport - Race - Restart

Session started 12:07 Session ended 12:21


### Air Temperature




### Track Temperature



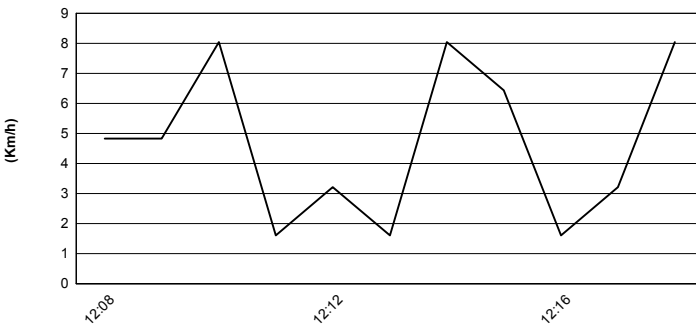
### Air Pressure



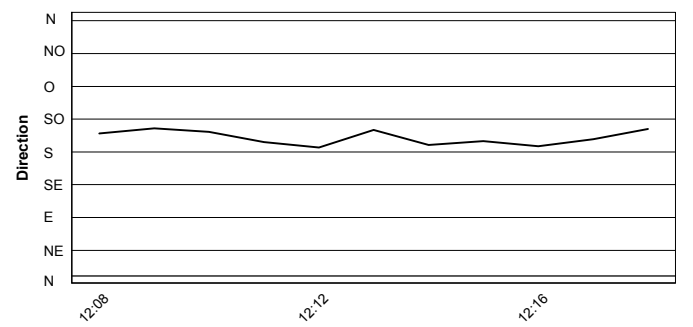
### Humidity

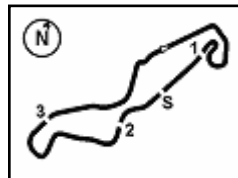


### Wind Speed



### Wind Direction





TT Circuit Assen 4.542 m

## Dutch Round, 15-16-17 April 2016

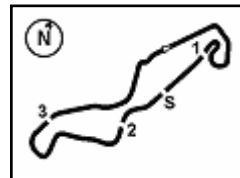
### World Supersport - Rider's Performance

	Points	Points From First	Points From Previous	February 28 PHILLIP ISLAND		March 13 BURIRAM		April 3 ARAGON		April 17 ASSEN		May 1 IMOLA		May 15 SEPANG		May 29 DONINGTON PARK		June 19 MISANO		July 24 TBA		September 18 LAUSITZRING		October 2 MAGNY-COURS		October 16 JEREZ		October 28 LOSAIL					
				G	R	G	R	G	R	G	R	G	R	G	R	G	R	G	R	G	R	G	R	G	R	G	R	G	R	G	R	G	R
1 KRUMMENACHER	71			3	1	2	4	2	2	1	4																						
2 SOFUOGLU	61	10		1	Rt	3	2	1	1	3	3																						
3 SMITH	41	30	20	10	Rt	6	5	18	11	6	1																						
4 CLUZEL	38	33	3	8	17	1	1	3	4	13	18																						
5 REA	36	35	2	18	7	9	9	9	Rt	8	2																						
6 CARICASULO	34	37	2	4	2	15	17	16	7	20	11																						
7 BALDOLINI	31	40	3	6	6	5	6	7	Rt	5	5																						
8 JACOBSEN	27	44	4	2	5	4	3	4	Rt	4	Rt																						
9 GAMARINO	25	46	2	7	4	20	16	5	10	18	10																						
10 TEROL	24	47	1	11	11	8	Rt	8	3	14	13																						
11 JEZEK	23	48	1	14	8	17	10	20	14	7	9																						
12 KHAIRUDDIN	20	51	3	17	13	13	7	17	8	22	20																						
13 BASSANI	18	53	2					12	6	24	8																						
14 WEST	16	55	2	13	3					12																							
15 MIKHALCHIK	13	58	3					15	13	11	6																						
16 ZACCONE	11	60	2					10	5	16	19																						
17 WAHR	11	60	0	12		11	12	14	9	10	16																						
18 BADOVINI	9	62	2							15	7																						
19 ZANETTI	8	63	1	5	Rt	16	8	6	Rt	9	29																						
20 ROLFO	7	64	1	22	9	23	18	11	Rt	17	22																						
21 WAGNER	7	64	0	16	10	21	15	22	Rt																								
22 SCOTT	7	64	0	20	12	18	13	35																									
23 STAPLEFORD	6	65	1								2	12																					
24 RYDE	6	65	0	9	19	19	Rt	13	12	21	14																						
25 KRAISART	5	66	1			14	11																										
26 PHILLIS	2	69	3	23	14																												
27 TANGRE	1	70	1					29	Rt	15																							
28 CALERO	1	70	0	21	18	22	19	21	15	26																							
29 LEVY	1	70	0	24	15																												

G = Grid - 1 = Race 1 - 2 = Race 2

Ns = Did Not Start - Rt = Retired - Ex = Excluded - Fl = Fallen





TT Circuit Assen 4.542 m

## Dutch Round, 15-16-17 April 2016 World Supersport - Race Winners

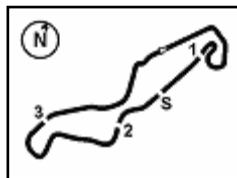
	2013	2014	2015	2016
<b>01 Phillip Island</b>	Lowes (Gbr) Yam 1'32.545 (172,9 Km/h)	Sofuoglu (Tur) Kaw 1'32.769 (172,5 Km/h)	Cluzel (Fra) Mva 1'33.379 (171,4 Km/h)	Sofuoglu (Tur) Kaw 1'33.142 (171,8 Km/h)
<b>02 Buriram</b>			Sofuoglu (Tur) Kaw 1'37.345 (168,4 Km/h)	Cluzel (Fra) Mva 1'38.383 (166,6 Km/h)
<b>03 Aragon</b>	Sofuoglu (Tur) Kaw 2'01.450 (158,4 Km/h)	Coghlan (Gbr) Yam 2'01.662 (158,1 Km/h)	Cluzel (Fra) Mva 1'53.138 (161,5 Km/h)	Sofuoglu (Tur) Kaw 1'54.000 (160,3 Km/h)
<b>04 Assen</b>	Lowes (Gbr) Yam 1'38.375 (166,2 Km/h)	Marino (Fra) Kaw 1'38.106 (166,7 Km/h)	Cluzel (Fra) Mva 1'38.015 (166,8 Km/h)	Krummenacher (Sui) Kaw 1'39.300 (164,7 Km/h)
<b>05 Imola</b>	Lowes (Gbr) Yam 1'50.404 (161,0 Km/h)	Cluzel (Fra) Mva 1'51.110 (159,9 Km/h)	Cluzel (Fra) Mva 1'50.856 (160,3 Km/h)	
<b>06 Sepang</b>		Cluzel (Fra) Mva 2'08.331 (155,5 Km/h)	Jacobsen (Usa) Hon 2'08.244 (155,6 Km/h)	
<b>07 Donington</b>	Lowes (Gbr) Yam 1'30.276 (160,4 Km/h)	van der Mark (Ned) Hon 1'46.220 (136,3 Km/h)	Sofuoglu (Tur) Kaw 1'29.925 (161,1 Km/h)	
<b>08 Misano Adriatico</b>		Cluzel (Fra) Mva 1'38.616 (154,3 Km/h)	Cluzel (Fra) Mva 1'37.482 (156,1 Km/h)	
<b>09 Monza</b>	Lowes (Gbr) Yam 1'47.899 (192,7 Km/h)			
<b>11 Magny-Cours</b>	Sofuoglu (Tur) Kaw 1'41.475 (156,5 Km/h)	Cluzel (Fra) Mva 1'40.550 (157,9 Km/h)	Jacobsen (Usa) Hon 2'00.197 (132,1 Km/h)	
<b>12 Jerez</b>	Lowes (Gbr) Yam 1'43.118 (154,4 Km/h)	van der Mark (Ned) Hon 1'44.293 (152,7 Km/h)	Sofuoglu (Tur) Kaw 1'43.528 (153,8 Km/h)	
<b>13 Losail</b>		Cluzel (Fra) Mva 2'01.851 (158,9 Km/h)	Sofuoglu (Tur) Kaw 2'00.989 (160,1 Km/h)	

### 2016

2	K. Sofuoglu
1	<b>R. Krummenacher</b>
1	J. Cluzel

### ALL TIMES

25	K. Sofuoglu	3	K. Curtain	1	J. Vd Goorbergh
22	S. Charpentier	3	D. Salom	1	S. Sanna
17	B. Parkes	2	P. Bontempi	1	M. Fabrizio
17	J. Cluzel	2	V. Guareschi	1	C. Jones
15	K. Muggeridge	2	J. Teuchert	1	K. Coghlan
14	F. Foret	2	M. Lagrive	1	C. Davies
14	S. Lowes	2	L. Scassa	1	F. Marino
10	C. Crutchlow	2	J. Lascorz	1	<b>R. Krummenacher</b>
6	S. Chambon	2	M. Pirro		
6	E. Laverty	2	M. van der Mark		
5	P. Casoli	2	P. Jacobsen		
5	K. Fujiwara	1	J. Whitham		
5	C. Vermeulen	1	M. Merregalli		
3	R. Xaus	1	P. Riba		
3	I. MacPherson	1	C. Kellner		
3	A. Pitt	1	B. MacLeod		



Dutch Round, 15-16-17 April 2016

## World Supersport - Top Speeds Race - Restart

TT Circuit Assen 4.542 m

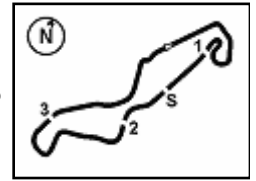
### Results

Pos	Rank	Name	Team	Laps
1	111	K. SMITH	Honda CBR600RR	Laps 6
2	4	G. REA	MV Austa F3 675	0.831
3	1	K. SOFUOGLU	Kawasaki ZX-6R	2.424
4	21	R. KRUMMENACHER	Kawasaki ZX-6R	8.255
5	25	A. BALDOLINI	MV Austa F3 675	26.801
6	55	I. MIKHALCHIK	Kawasaki ZX-6R	36.940
7	86	A. BADOVINI	Honda CBR600RR	42.670
8	47	A. BASSANI	Kawasaki ZX-6R	42.971
9	69	O. JEZEK	Kawasaki ZX-6R	44.025
10	11	C. GAMARINO	Kawasaki ZX-6R	44.321
11	64	F. CARICASULO	Honda CBR600RR	44.537
12	81	L. STAPLEFORD	Triumph Daytona 675	44.887
13	88	N. TEROL	MV Austa F3 675	45.911
14	77	K. RYDE	Yamaha YZF R6	46.237
15	23	C. TANGRE	Suzuki GSX-R600	48.798
16	19	K. WAHR	Honda CBR600RR	49.784
17	51	B. SCHOUTEN	Yamaha YZF R6	50.202
18	16	J. CLUZEL	MV Austa F3 675	51.046
19	61	A. ZACCONE	Kawasaki ZX-6R	53.707
20	63	Z. KHAIRUDDIN	Kawasaki ZX-6R	1'01.468
21	119	J. CHROBAK	MV Austa F3 675	1'04.089
22	44	R. ROLFO	MV Austa F3 675	1'07.198
23	6	D. STIRPE	Kawasaki ZX-6R	1'16.187
24	78	H. OKUBO	Honda CBR600RR	1'16.278
25	71	C. BERGMAN	Honda CBR600RR	1'18.937
26	10	N. CALERO	Kawasaki ZX-6R	1'25.070
27	84	L. CRESSON	Kawasaki ZX-6R	1'27.952
28	12	C. GOBBI	Yamaha YZF R6	1'34.234
29	87	L. ZANETTI	MV Austa F3 675	1'46.736
30	35	S. HILL	Honda CBR600RR	1 Lap
RET	2	P. JACOBSEN	Honda CBR600RR	2 Laps
RET	74	J. VAN SIKKELERUS	Yamaha YZF R6	4 Laps

### Top Speeds

Pos	Rank	Name	Team	Top Speed
1	1	K. SOFUOGLU	Kawasaki ZX-6R	242.0
2	2	P. JACOBSEN	Honda CBR600RR	241.8
3	4	G. REA	MV Austa F3 675	241.5
4	21	R. KRUMMENACHER	Kawasaki ZX-6R	239.6
5	111	K. SMITH	Honda CBR600RR	238.0
6	47	A. BASSANI	Kawasaki ZX-6R	237.8
7	61	A. ZACCONE	Kawasaki ZX-6R	237.0
8	86	A. BADOVINI	Honda CBR600RR	236.7
9	81	L. STAPLEFORD	Triumph Daytona 675	235.7
10	69	O. JEZEK	Kawasaki ZX-6R	235.7
11	51	B. SCHOUTEN	Yamaha YZF R6	235.4
12	25	A. BALDOLINI	MV Austa F3 675	234.9
13	77	K. RYDE	Yamaha YZF R6	234.1
14	63	Z. KHAIRUDDIN	Kawasaki ZX-6R	233.6
15	87	L. ZANETTI	MV Austa F3 675	233.6
16	88	N. TEROL	MV Austa F3 675	233.4
17	64	F. CARICASULO	Honda CBR600RR	233.1
18	16	J. CLUZEL	MV Austa F3 675	232.4
19	55	I. MIKHALCHIK	Kawasaki ZX-6R	231.9
20	23	C. TANGRE	Suzuki GSX-R600	230.4
21	19	K. WAHR	Honda CBR600RR	229.9
22	71	C. BERGMAN	Honda CBR600RR	229.9
23	11	C. GAMARINO	Kawasaki ZX-6R	229.4
24	44	R. ROLFO	MV Austa F3 675	229.4
25	35	S. HILL	Honda CBR600RR	228.7
26	119	J. CHROBAK	MV Austa F3 675	227.7
27	84	L. CRESSON	Kawasaki ZX-6R	226.7
28	78	H. OKUBO	Honda CBR600RR	223.7
29	10	N. CALERO	Kawasaki ZX-6R	222.1
30	6	D. STIRPE	Kawasaki ZX-6R	218.7
31	12	C. GOBBI	Yamaha YZF R6	215.4
32	74	J. VAN SIKKELERUS	Yamaha YZF R6	204.9

Seg. 1			Seg. 2			Seg. 3			Seg. 4			Seg. 5							
1	111	K. SMITH	38.779	1	2	P. JACOBSEN	5.943	1	4	G. REA	11.719	1	111	K. SMITH	33.985	1	111	K. SMITH	27.489
2	4	G. REA	38.976	2	4	G. REA	5.993	2	1	K. SOFUOGLU	11.828	2	4	G. REA	34.410	2	4	G. REA	27.713
3	2	P. JACOBSEN	39.493	3	21	R. KRUMMENACHER	6.017	3	111	K. SMITH	11.864	3	2	P. JACOBSEN	35.089	3	1	K. SOFUOGLU	27.960
4	1	K. SOFUOGLU	39.633	4	1	K. SOFUOGLU	6.023	4	2	P. JACOBSEN	12.005	4	1	K. SOFUOGLU	35.286	4	2	P. JACOBSEN	28.097
5	21	R. KRUMMENACHER	39.782	5	86	A. BADOVINI	6.025	5	21	R. KRUMMENACHER	12.089	5	21	R. KRUMMENACHER	35.407	5	21	R. KRUMMENACHER	28.543
6	86	A. BADOVINI	40.335	6	64	F. CARICASULO	6.026	6	86	A. BADOVINI	12.418	6	69	O. JEZEK	36.088	6	86	A. BADOVINI	28.976
7	51	B. SCHOUTEN	40.447	7	69	O. JEZEK	6.030	7	25	A. BALDOLINI	12.519	7	86	A. BADOVINI	36.210	7	25	A. BALDOLINI	29.110
8	69	O. JEZEK	40.451	8	47	A. BASSANI	6.043	8	88	N. TEROL	12.534	8	25	A. BALDOLINI	36.356	8	47	A. BASSANI	29.125
9	55	I. MIKHALCHIK	40.471	9	61	A. ZACCONE	6.044	9	23	C. TANGRE	12.548	9	64	F. CARICASULO	36.368	9	88	N. TEROL	29.158
10	88	N. TEROL	40.573	10	63	Z. KHAIRUDDIN	6.050	10	69	O. JEZEK	12.565	10	19	K. WAHR	36.417	10	69	O. JEZEK	29.229
11	25	A. BALDOLINI	40.606	11	16	J. CLUZEL	6.053	11	11	C. GAMARINO	12.587	11	23	C. TANGRE	36.591	11	16	J. CLUZEL	29.286
12	23	C. TANGRE	40.614	12	111	K. SMITH	6.056	12	61	A. ZACCONE	12.608	12	16	J. CLUZEL	36.610	12	23	C. TANGRE	29.384
13	16	J. CLUZEL	40.614	13	88	N. TEROL	6.068	13	77	K. RYDE	12.644	13	55	I. MIKHALCHIK	36.643	13	64	F. CARICASULO	29.447
14	11	C. GAMARINO	40.690	14	23	C. TANGRE	6.121	14	44	R. ROLFO	12.661	14	11	C. GAMARINO	36.727	14	11	C. GAMARINO	29.579
15	61	A. ZACCONE	40.799	15	81	L. STAPLEFORD	6.124	15	47	A. BASSANI	12.710	15	81	L. STAPLEFORD	36.901	15	61	A. ZACCONE	29.589
16	64	F. CARICASULO	40.843	16	11	C. GAMARINO	6.144	16	81	L. STAPLEFORD	12.735	16	47	A. BASSANI	36.932	16	81	L. STAPLEFORD	29.602
17	19	K. WAHR	40.926	17	51	B. SCHOUTEN	6.148	17	19	K. WAHR	12.761	17	51	B. SCHOUTEN	37.049	17	51	B. SCHOUTEN	29.686
18	47	A. BASSANI	41.037	18	87	L. ZANETTI	6.169	18	35	S. HILL	12.775	18	88	N. TEROL	37.121	18	55	I. MIKHALCHIK	29.739
19	81	L. STAPLEFORD	41.578	19	35	S. HILL	6.173	19	55	I. MIKHALCHIK	12.782	19	119	J. CHROBAK	37.181	19	77	K. RYDE	29.741
20	77	K. RYDE	41.765	20	55	I. MIKHALCHIK	6.179	20	51	B. SCHOUTEN	12.818	20	61	A. ZACCONE	37.186	20	19	K. WAHR	29.910
21	71	C. BERGMAN	41.922	21	19	K. WAHR	6.183	21	119	J. CHROBAK	12.846	21	77	K. RYDE	37.333	21	44	R. ROLFO	29.984
22	119	J. CHROBAK	42.192	22	25	A. BALDOLINI	6.191	22	64	F. CARICASULO	12.862	22	71	C. BERGMAN	37.508	22	71	C. BERGMAN	30.383
23	35	S. HILL	42.316	23	77	K. RYDE	6.196	23	16	J. CLUZEL	12.888	23	10	N. CALERO	37.559	23	63	Z. KHAIRUDDIN	30.484
24	63	Z. KHAIRUDDIN	42.503	24	6	D. STIRPE	6.219	24	71	C. BERGMAN	12.891	24	35	S. HILL	37.594	24	119	J. CHROBAK	30.507
25	44	R. ROLFO	42.616	25	84	L. CRESSON	6.222	25	63	Z. KHAIRUDDIN	13.017	25	44	R. ROLFO	37.762	25	35	S. HILL	30.518
26	78	H. OKUBO	42.633	26	10	N. CALERO	6.245	26	87	L. ZANETTI	13.150	26	78	H. OKUBO	37.918	26	78	H. OKUBO	30.657
27	10	N. CALERO	43.150	27	71	C. BERGMAN	6.255	27	6	D. STIRPE	13.240	27	63	Z. KHAIRUDDIN	37.959	27	6	D. STIRPE	30.718
28	87	L. ZANETTI	43.184	28	78	H. OKUBO	6.286	28	10	N. CALERO	13.263	28	6	D. STIRPE	38.089	28	87	L. ZANETTI	30.729
29	6	D. STIRPE	43.260	29	44	R. ROLFO	6.306	29	12	C. GOBBI	13.278	29	74	J. VAN SIKKELER	38.091	29	84	L. CRESSON	30.908
30	12	C. GOBBI	43.566	30	119	J. CHROBAK	6.350	30	84	L. CRESSON	13.302	30	87	L. ZANETTI	38.496	30	10	N. CALERO	30.915
31	84	L. CRESSON	43.941	31	12	C. GOBBI	6.377	31	74	J. VAN SIKKELER	13.399	31	12	C. GOBBI	38.721	31	12	C. GOBBI	31.250
32	74	J. VAN SIKKELER	44.186	32	74	J. VAN SIKKELER	6.408	32	78	H. OKUBO	13.615	32	84	L. CRESSON	39.004	32	74	J. VAN SIKKELER	31.328

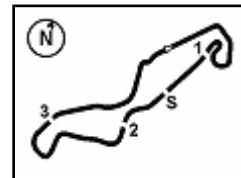


TT Circuit Assen 4.542 m

## Dutch Round, 15-16-17 April 2016

### World Supersport - Pirelli Best Lap Award

	Points	Points From First	Points From Previous	February 28 PHILLIP ISLAND	March 13 BURIRAM	April 3 ARAGON	April 17 ASSEN	May 1 IMOLA	May 15 SEPANG	May 29 DONINGTON PARK	June 19 MISANO	July 24 TBA	September 18 LAUSITZRING	October 2 MAGNY-COURS	October 16 JEREZ	October 28 LOSAIL	
<b>Fastest Laps</b>																	
<b>1 SMITH</b> Kyle (GBR)	2				1		1										
<b>2 SOFUOGLU</b> Kenan (TUR)	1	1				1											
<b>3 ZANETTI</b> Lorenzo (ITA)	1	1	0	1													



TT Circuit Assen 4.542 m

## Dutch Round, 15-16-17 April 2016

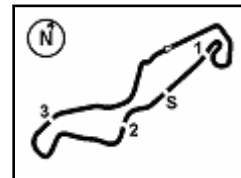
### World Supersport - Championship Standings

Points	Points From First	Points From Previous	February 28	March 13	April 3	April 17	May 1	May 15	May 29	June 19	July 24	September 18	October 2	October 16	October 28
			PHILLIP ISLAND	BURIRAM	ARAGON	ASSEN	IMOLA	SEPANG	DONINGTON PARK	MISANO	TBA	LAUSITZRING	MAGNY-COURS	JEREZ	LOSAIL
<b>1 KRUMMENACHER</b> Randy (SUI)	<b>71</b>		25 1	13 1	20 1	13 1									
<b>2 SOFUOGLU</b> Kenan (TUR)	<b>61</b>	10		20 4	25 2	16 2									
<b>3 SMITH</b> Kyle (GBR)	<b>41</b>	30	20	11 12	5 10	25 3									
<b>4 CLUZEL</b> Jules (FRA)	<b>38</b>	33	3	25 3	13 3	4									
<b>5 REA</b> Gino (GBR)	<b>36</b>	35	2	9 7	7 7	10	20 5								
<b>6 CARICASULO</b> Federico (ITA)	<b>34</b>	37	2	20 2	4	9 4	5 6								
<b>7 BALDOLINI</b> Alex (ITA)	<b>31</b>	40	3	10 6	10 4	7	11 7								
<b>8 JACOBSEN</b> Patrick (USA)	<b>27</b>	44	4	11 5	16 2	5	8								
<b>9 GAMARINO</b> Christian (ITA)	<b>25</b>	46	2	13 4	10	6 9	6 9								
<b>10 TEROL</b> Nicolas (ESP)	<b>24</b>	47	1	5 11	17	16 6	3 10								
<b>11 JEZEK</b> Ondrej (CZE)	<b>23</b>	48	1	8 8	6 9	2 10	7 11								
<b>12 KHAIRUDDIN</b> Zulfahmi (MAS)	<b>20</b>	51	3	3 13	9 11	8 7	12								
<b>13 BASSANI</b> Axel (ITA)	<b>18</b>	53	2			10 16	8 13								
<b>14 WEST</b> Anthony (AUS)	<b>16</b>	55	2	16 3	7	10	14								
<b>15 MIKHALCHIK</b> Illia (UKR)	<b>13</b>	58	3			3 23	10 15								
<b>16 ZACCONE</b> Alessandro (ITA)	<b>11</b>	60	2			11 14	16								
<b>17 WAHR</b> Kevin (GER)	<b>11</b>	60	0		4 19	7 14	16								
<b>18 BADOVINI</b> Ayrton (ITA)	<b>9</b>	62	2				9 18								
<b>19 ZANETTI</b> Lorenzo (ITA)	<b>8</b>	63	1		8 13	17	19								
<b>20 ROLFO</b> Roberto (ITA)	<b>7</b>	64	1	7 9	14	18	20								
<b>21 WAGNER</b> Aiden (AUS)	<b>7</b>	64	0	6 10	1 14	18	20								
<b>22 SCOTT</b> Glenn (AUS)	<b>7</b>	64	0	4 12	3 14	18	20								
<b>23 STAPLEFORD</b> Luke (GBR)	<b>6</b>	65	1		2 20	24	4 23								
<b>24 RYDE</b> Kyle (GBR)	<b>6</b>	65	0			4 22	2 23								
<b>25 KRAISART</b> Decha (THA)	<b>5</b>	66	1		5 17	21	25								
<b>26 PHILLIS</b> Alex (AUS)	<b>2</b>	69	3	2 14	20	24	26								
<b>27 TANGRE</b> Cédric (FRA)	<b>1</b>	70	1				1 27								

First Line: Championship Standings - Second Line: Ranking Progression







TT Circuit Assen 4.542 m

## Dutch Round, 15-16-17 April 2016

### World Supersport - Championship Standings

	Points	Points From First	Points From Previous	February 28 PHILLIP ISLAND	March 13 BURIRAM	April 3 ARAGON	April 17 ASSEN	May 1 IMOLA	May 15 SEPANG	May 29 DONINGTON PARK	June 19 MISANO	July 24 TBA	September 18 LAUSITZRING	October 2 MAGNY-COURS	October 16 JEREZ	October 28 LOSAIL		
28 CALERO Nacho (ESP)	1	70	0			1 26	27											
29 LEVY Mitch (AUS)	1	70	0	1 15	22	26	27											

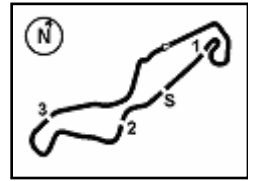
First Line: Championship Standings - Second Line: Ranking Progression





# FIM Europe Supersport Cup

48



TT Circuit Assen 4.542 m

## Dutch Round, 15-16-17 April 2016 Championship Standings

3 / 3

Points	Points From First	Points From Previous	European Supersport														
			February 28 PHILLIP ISLAND	March 13 BURIRAM	April 3 ARAGON	April 17 ASSEN	May 1 IMOLA	May 15 SEPANG	May 29 DONINGTON PARK	June 19 MISANO	July 24 TBA	September 18 LAUSITZRING	October 2 MAGNY-COURS	October 16 JEREZ	October 28 LOSAIL		
<b>1 BASSANI</b> Axel (ITA)	<b>18</b>				<b>10</b> 2	<b>8</b> 1											
<b>2 MIKHALCHIK</b> Illia (UKR)	<b>13</b> 5			<b>3</b> 3	<b>10</b> 2												
<b>3 ZACCONE</b> Alessandro (ITA)	<b>11</b> 7 2			<b>11</b> 1	3												
<b>4 TANGRE</b> Cédric (FRA)	<b>1</b> 17 10				<b>1</b> 4												

First Line: Championship Standings - Second Line: Ranking Progression

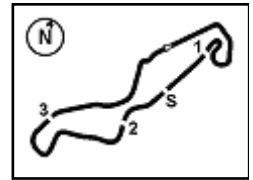
FKR PERUGIA TIMING



Official Tyre Supplier



Official Timekeeper



TT Circuit Assen 4.542 m

## Dutch Round, 15-16-17 April 2016

### World Supersport - Fastest Laps

	February 28 PHILLIP ISLAND	March 13 BURIRAM	April 3 ARAGON	April 17 ASSEN	May 1 IMOLA	May 15 SEPANG	May 29 DONINGTON PARK	June 19 MISANO	July 24 TBA	September 18 LAUSITZRING	October 2 MAGNY-COURS	October 16 JEREZ	October 28 LOSAIL
--	-------------------------------	---------------------	-------------------	-------------------	----------------	------------------	--------------------------	-------------------	----------------	-----------------------------	--------------------------	---------------------	----------------------

<b>1 Kawasaki Puccetti Racing</b>		<b>132</b>											
KRUMMENACHER Randy	71	25	13	20	13								
SOFUOGLU Kenan	61		20	25	16								
<b>2 Team GoEleven</b>		<b>48</b>											
GAMARINO Christian	25	13		6	6								
JEZEK Ondrej	23	8	6	2	7								
<b>3 MV Agusta Reparto Corse</b>		<b>46</b>											
CLUZEL Jules	38		25	13									
ZANETTI Lorenzo	8		8										
<b>4 GRT Racing Team</b>		<b>43</b>											
REA Gino	36	9	7		20								
WAGNER Aiden	7	6	1										
<b>5 CIA Landlord Insurance Honda</b>		<b>41</b>											
SMITH Kyle	41		11	5	25								
<b>6 Bardahl Evan Bros. Honda Racing</b>		<b>34</b>											
CARICASULO Federico	34	20		9	5								
<b>7 Race Department ATK#25</b>		<b>31</b>											
BALDOLINI Alex	31	10	10		11								
<b>8 San Carlo Team Italia</b>		<b>29</b>											
BASSANI Axel	18			10	8								
ZACCONE Alessandro	11			11									
<b>9 Gemar Balloons - Team Lorini</b>		<b>27</b>											
WAHR Kevin	11		4	7									
BADOVINI Ayrton	9				9								
SCOTT Glenn	7	4	3										
<b>10 Honda World Supersport Team</b>		<b>27</b>											
JACOBSEN Patrick	27	11	16										
<b>11 Schmidt Racing</b>		<b>24</b>											
TEROL Nicolas	24	5		16	3								
<b>12 Orelac Racing VerdNatura</b>		<b>21</b>											
KHAIRUDDIN Zufahmi	20	3	9	8									
CALERO Nacho	1			1									
<b>13 Tribeca Racing</b>		<b>16</b>											
WEST Anthony	16	16											
<b>14 DS Junior Team</b>		<b>13</b>											
MIKHALCHIK Iliia	13			3	10								
<b>15 Team Factory Vamag</b>		<b>7</b>											
ROLFO Roberto	7	7											
<b>16 Ranieri Med - SC Racing</b>		<b>6</b>											
RYDE Kyle	6			4	2								
<b>17 Yamaha Thailand Racing Team</b>		<b>5</b>											
KRAISART Decha	5		5										
<b>18 Profile Racing</b>		<b>4</b>											
STAPLEFORD Luke	4				4								
<b>19 CIA Landlord Insurance Profile Honda</b>		<b>2</b>											
STAPLEFORD Luke	2		2										
<b>20 AARK Racing</b>		<b>2</b>											
PHILLIS Alex	2	2											
<b>21 Landbridge Racing</b>		<b>1</b>											
LEVY Mitch	1	1											
<b>22 Team Yohann Moto Sport</b>		<b>1</b>											
TANGRE Cédric	1				1								