

TT Circuit Assen 4.542 m

1 / 2

Dutch Round, 15-16-17 April 2016

World Supersport - Results Free Practice 3rd Session

No.	Rider	Nat	Team	Bike	Class	Time	Gap	Rel.	Laps	Speed	
										Avg	Max
1	1 K. SOFUOGLU	TUR	Kawasaki Puccetti Racing	Kawasaki ZX-6R		1'52.439			7	145,423	233,9
2	111 K. SMITH	GBR	CIA Landlord Insurance Honda	Honda CBR600RR		1'53.553	1.114	1.114	7	143,996	234,9
3	21 R. KRUMMENACHER	SUI	Kawasaki Puccetti Racing	Kawasaki ZX-6R		1'53.959	1.520	0.406	7	143,483	236,5
4	2 P. JACOBSEN	USA	Honda World Supersport Team	Honda CBR600RR		1'55.147	2.708	1.188	5	142,003	235,7
5	4 G. REA	GBR	GRT Racing Team	MV Agusta F3 675		1'55.517	3.078	0.370	7	141,548	235,7
6	69 O. JEZEK	CZE	Team GoEleven	Kawasaki ZX-6R		1'56.084	3.645	0.567	6	140,857	231,6
7	25 A. BALDOLINI	ITA	Race Department ATK#25	MV Agusta F3 675		1'56.227	3.788	0.143	6	140,683	233,4
8	87 L. ZANETTI	ITA	MV Agusta Reparto Corse	MV Agusta F3 675		1'57.056	4.617	0.829	6	139,687	234,4
9	51 B. SCHOUTEN	NED	MVR-Racing	Yamaha YZF R6		1'57.385	4.946	0.329	7	139,295	230,6
10	47 A. BASSANI	ITA	San Carlo Team Italia	Kawasaki ZX-6R	ESS	1'57.540	5.101	0.155	7	139,112	234,4
11	44 R. ROLFO	ITA	Team Factory Vamag	MV Agusta F3 675		1'57.561	5.122	0.021	7	139,087	233,9
12	71 C. BERGMAN	SWE	CIA Landlord Insurance Honda	Honda CBR600RR		1'57.592	5.153	0.031	7	139,050	230,4
13	16 J. CLUZEL	FRA	MV Agusta Reparto Corse	MV Agusta F3 675		1'57.663	5.224	0.071	5	138,966	237,0
14	88 N. TEROL	ESP	Schmidt Racing	MV Agusta F3 675		1'59.008	6.569	1.345	7	137,396	230,6
15	35 S. HILL	GBR	CIA Landlord Insurance Honda	Honda CBR600RR		1'59.105	6.666	0.097	7	137,284	226,5
16	63 Z. KHAIRUDDIN	MAS	Orelac Racing VerdNatura	Kawasaki ZX-6R		1'59.340	6.901	0.235	5	137,014	234,4
17	61 A. ZACCONE	ITA	San Carlo Team Italia	Kawasaki ZX-6R	ESS	1'59.651	7.212	0.311	7	136,657	232,4
18	77 K. RYDE	GBR	Ranieri Med - SC Racing	Yamaha YZF R6		1'59.990	7.551	0.339	7	136,271	233,4
19	78 H. OKUBO	JPN	CIA Landlord Insurance Honda	Honda CBR600RR		2'00.247	7.808	0.257	7	135,980	222,1
20	74 J. VAN SIKKELERUS	NED	Start Racing	Yamaha YZF R6		2'00.712	8.273	0.465	7	135,456	224,8
21	81 L. STAPLEFORD	GBR	Profile Racing	Triumph Daytona 675		2'00.763	8.324	0.051	4	135,399	234,9
22	64 F. CARICASULO	ITA	Bardahl Evan Bros. Honda Racing	Honda CBR600RR		2'00.930	8.491	0.167	5	135,212	227,9
23	119 J. CHROBAK	HUN	Schmidt Racing	MV Agusta F3 675	ESS	2'01.298	8.859	0.368	7	134,802	227,9
24	23 C. TANGRE	FRA	Team Yohann Moto Sport	Suzuki GSX-R600	ESS	2'01.323	8.884	0.025	5	134,774	227,7
25	7 A. LICCIARDI	BEL	R2 MotorRacing Team	Kawasaki ZX-6R	ESS	2'01.454	9.015	0.131	7	134,629	226,0
26	11 C. GAMARINO	ITA	Team GoEleven	Kawasaki ZX-6R		2'03.195	10.756	1.741	4	132,726	222,1
27	10 N. CALERO	ESP	Orelac Racing VerdNatura	Kawasaki ZX-6R		2'03.354	10.915	0.159	6	132,555	219,3
28	12 C. GOBBI	ITA	VFT Racing	Yamaha YZF R6	ESS	2'03.454	11.015	0.100	6	132,448	214,7
29	84 L. CRESSON	BEL	MTM / HS Kawasaki	Kawasaki ZX-6R	ESS	2'03.674	11.235	0.220	5	132,212	228,4
30	6 D. STIRPE	ITA	Scuderia Maranga Racing	Kawasaki ZX-6R	ESS	2'07.597	15.158	3.923	6	128,147	217,3
31	50 B. ORTT	CAN	WILSport Racedays Honda	Honda CBR600RR	ESS	2'13.726	21.287	6.129	5	122,274	221,8

Qualifying Lap Time (107% of 1'52.439): 2'00.311

AIR	Humidity:	82%	Temp:	9°C
TRACK	Condition:	Wet	Temp:	10°C

Lap Record:	2015 J.Cluzel	1'38.184	166,540	Km/h
Best Lap:	2015 J.Cluzel	1'38.015	166,820	Km/h

Start 09:15
End 09:32

The results are provisional until the end of the time limit for protests and appeals and the completion of the technical checks.

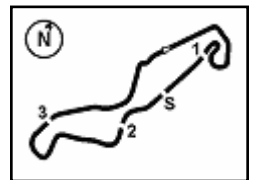
FICR PERUGIA TIMING



Official Tyre Supplier



Official Timekeeper



Dutch Round, 15-16-17 April 2016

World Supersport - Results Free Practice 3rd Session

Session Highlights

09.15.08 Start
 09.18.40 Caricasulo Check Transponder
 09.32.33 End Of Session

Fastest Laps Sequence

No.	Rider	Nat	Team	Bike	Local Time	Time	Gap	Avg
1	K. SOFUOGLU	TUR	Kawasaki Puccetti Racing	Kawasaki ZX-6R	09:19'14.398	2'01.910		134,125
111	K. SMITH	GBR	CIA Landlord Insurance Honda	Honda CBR600RR	09:20'06.135	1'58.290	-3.620	138,230
111	K. SMITH	GBR	CIA Landlord Insurance Honda	Honda CBR600RR	09:22'03.444	1'57.309	-0.981	139,386
4	G. REA	GBR	GRT Racing Team	MV Agusta F3 675	09:22'08.205	1'57.242	-0.067	139,465
1	K. SOFUOGLU	TUR	Kawasaki Puccetti Racing	Kawasaki ZX-6R	09:23'09.079	1'56.048	-1.194	140,900
1	K. SOFUOGLU	TUR	Kawasaki Puccetti Racing	Kawasaki ZX-6R	09:25'04.787	1'55.708	-0.340	141,314
111	K. SMITH	GBR	CIA Landlord Insurance Honda	Honda CBR600RR	09:25'55.007	1'53.553	-2.155	143,996
1	K. SOFUOGLU	TUR	Kawasaki Puccetti Racing	Kawasaki ZX-6R	09:30'46.191	1'52.439	-1.114	145,423

16/04/2016 Start
 09:15

End
 09:32

The results are provisional until the end of the time limit for protests and appeals and the completion of the technical checks.

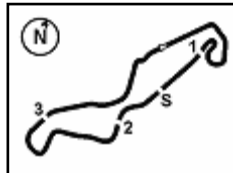
FICR PERUGIA TIMING



Official Tyre Supplier



Official Timekeeper



Dutch Round, 15-16-17 April 2016

World Supersport - Best Sector & Speed Free Practice 3rd Session

TT Circuit Assen 4.542 m

Best Lap

1	1 K. SOFUOGLU	Kawasaki ZX-6R	1'52.439
2	111 K. SMITH	Honda CBR600RR	1'53.553
3	21 R. KRUMMENACHER	Kawasaki ZX-6R	1'53.959
4	2 P. JACOBSEN	Honda CBR600RR	1'55.147
5	4 G. REA	MV Austa F3 675	1'55.517
6	69 O. JEZEK	Kawasaki ZX-6R	1'56.084
7	25 A. BALDOLINI	MV Austa F3 675	1'56.227
8	87 L. ZANETTI	MV Austa F3 675	1'57.056
9	51 B. SCHOUTEN	Yamaha YZF R6	1'57.385
10	47 A. BASSANI	Kawasaki ZX-6R	1'57.540
11	44 R. ROLFO	MV Austa F3 675	1'57.561
12	71 C. BERGMAN	Honda CBR600RR	1'57.592
13	16 J. CLUZEL	MV Austa F3 675	1'57.663
14	88 N. TEROL	MV Austa F3 675	1'59.008
15	35 S. HILL	Honda CBR600RR	1'59.105
16	63 Z. KHAIRUDDIN	Kawasaki ZX-6R	1'59.340
17	61 A. ZACCONE	Kawasaki ZX-6R	1'59.651
18	77 K. RYDE	Yamaha YZF R6	1'59.990
19	78 H. OKUBO	Honda CBR600RR	2'00.247
20	74 J. VAN SIKKELERUS	Yamaha YZF R6	2'00.712
21	81 L. STAPLEFORD	Triumph Daytona 675	2'00.763
22	64 F. CARICASULO	Honda CBR600RR	2'00.930
23	119 J. CHROBAK	MV Austa F3 675	2'01.298
24	23 C. TANGRE	Suzuki GSX-R600	2'01.323
25	7 A. LICCIARDI	Kawasaki ZX-6R	2'01.454
26	11 C. GAMARINO	Kawasaki ZX-6R	2'03.195
27	10 N. CALERO	Kawasaki ZX-6R	2'03.354
28	12 C. GOBBI	Yamaha YZF R6	2'03.454
29	84 L. CRESSON	Kawasaki ZX-6R	2'03.674
30	6 D. STIRPE	Kawasaki ZX-6R	2'07.597
31	50 B. ORTT	Honda CBR600RR	2'13.726

Top Speeds

1	16 J. CLUZEL	MV Austa F3 675	237.0
2	21 R. KRUMMENACHER	Kawasaki ZX-6R	236.5
3	2 P. JACOBSEN	Honda CBR600RR	235.7
4	4 G. REA	MV Austa F3 675	235.7
5	81 L. STAPLEFORD	Triumph Daytona 675	234.9
6	111 K. SMITH	Honda CBR600RR	234.9
7	63 Z. KHAIRUDDIN	Kawasaki ZX-6R	234.4
8	87 L. ZANETTI	MV Austa F3 675	234.4
9	47 A. BASSANI	Kawasaki ZX-6R	234.4
10	44 R. ROLFO	MV Austa F3 675	233.9
11	1 K. SOFUOGLU	Kawasaki ZX-6R	233.9
12	77 K. RYDE	Yamaha YZF R6	233.4
13	25 A. BALDOLINI	MV Austa F3 675	233.4
14	61 A. ZACCONE	Kawasaki ZX-6R	232.4
15	69 O. JEZEK	Kawasaki ZX-6R	231.6
16	51 B. SCHOUTEN	Yamaha YZF R6	230.6
17	88 N. TEROL	MV Austa F3 675	230.6
18	71 C. BERGMAN	Honda CBR600RR	230.4
19	84 L. CRESSON	Kawasaki ZX-6R	228.4
20	119 J. CHROBAK	MV Austa F3 675	227.9
21	64 F. CARICASULO	Honda CBR600RR	227.9
22	23 C. TANGRE	Suzuki GSX-R600	227.7
23	35 S. HILL	Honda CBR600RR	226.5
24	7 A. LICCIARDI	Kawasaki ZX-6R	226.0
25	74 J. VAN SIKKELERUS	Yamaha YZF R6	224.8
26	11 C. GAMARINO	Kawasaki ZX-6R	222.1
27	78 H. OKUBO	Honda CBR600RR	222.1
28	50 B. ORTT	Honda CBR600RR	221.8
29	10 N. CALERO	Kawasaki ZX-6R	219.3
30	6 D. STIRPE	Kawasaki ZX-6R	217.3
31	12 C. GOBBI	Yamaha YZF R6	214.7
32	86 A. BADOVINI	Honda CBR600RR	197.0
33	96 J. ORELLANA	Honda CBR600RR	164.4
34	83 L. EPIS	Kawasaki ZX-6R	123.2

Seg. 1

1	111 K. SMITH	37.046
2	1 K. SOFUOGLU	37.168
3	21 R. KRUMMENAC	37.570
4	4 G. REA	37.642
5	2 P. JACOBSEN	37.947
6	25 A. BALDOLINI	38.175
7	69 O. JEZEK	38.181
8	51 B. SCHOUTEN	38.188
9	78 H. OKUBO	38.342
10	87 L. ZANETTI	38.458
11	71 C. BERGMAN	38.509
12	16 J. CLUZEL	38.574
13	47 A. BASSANI	38.589
14	44 R. ROLFO	38.609
15	35 S. HILL	38.671
16	88 N. TEROL	38.794
17	61 A. ZACCONE	38.906
18	63 Z. KHAIRUDDIN	38.928
19	77 K. RYDE	39.165
20	7 A. LICCIARDI	39.443
21	23 C. TANGRE	39.465
22	64 F. CARICASULO	39.492
23	74 J. VAN SIKKELER	39.693
24	81 L. STAPLEFORD	39.701
25	119 J. CHROBAK	39.890
26	11 C. GAMARINO	39.990
27	84 L. CRESSON	40.265
28	12 C. GOBBI	40.388
29	10 N. CALERO	40.548
30	6 D. STIRPE	41.961
31	86 A. BADOVINI	42.042
32	50 B. ORTT	43.965
33	96 J. ORELLANA	49.166

Seg. 2

1	47 A. BASSANI	6.048
2	21 R. KRUMMENAC	6.072
3	4 G. REA	6.072
4	16 J. CLUZEL	6.079
5	2 P. JACOBSEN	6.086
6	111 K. SMITH	6.098
7	81 L. STAPLEFORD	6.125
8	1 K. SOFUOGLU	6.147
9	61 A. ZACCONE	6.153
10	87 L. ZANETTI	6.167
11	25 A. BALDOLINI	6.167
12	63 Z. KHAIRUDDIN	6.168
13	88 N. TEROL	6.169
14	44 R. ROLFO	6.175
15	69 O. JEZEK	6.187
16	77 K. RYDE	6.190
17	71 C. BERGMAN	6.203
18	64 F. CARICASULO	6.203
19	51 B. SCHOUTEN	6.234
20	74 J. VAN SIKKELER	6.237
21	84 L. CRESSON	6.251
22	12 C. GOBBI	6.253
23	10 N. CALERO	6.257
24	78 H. OKUBO	6.264
25	23 C. TANGRE	6.268
26	119 J. CHROBAK	6.293
27	6 D. STIRPE	6.306
28	35 S. HILL	6.312
29	11 C. GAMARINO	6.346
30	7 A. LICCIARDI	6.380
31	50 B. ORTT	6.413
32	86 A. BADOVINI	6.463
33	96 J. ORELLANA	6.716
34	83 L. EPIS	9.223
35	55 I. MIKHALCHIK	10.246

Seg. 3

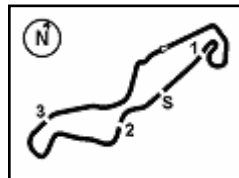
1	1 K. SOFUOGLU	10.934
2	2 P. JACOBSEN	10.991
3	21 R. KRUMMENAC	11.226
4	111 K. SMITH	11.261
5	51 B. SCHOUTEN	11.266
6	69 O. JEZEK	11.293
7	4 G. REA	11.319
8	47 A. BASSANI	11.335
9	25 A. BALDOLINI	11.407
10	44 R. ROLFO	11.528
11	88 N. TEROL	11.618
12	87 L. ZANETTI	11.650
13	35 S. HILL	11.656
14	71 C. BERGMAN	11.714
15	63 Z. KHAIRUDDIN	11.726
16	61 A. ZACCONE	11.761
17	81 L. STAPLEFORD	11.793
18	77 K. RYDE	11.806
19	16 J. CLUZEL	11.995
20	119 J. CHROBAK	12.056
21	7 A. LICCIARDI	12.089
22	23 C. TANGRE	12.142
23	64 F. CARICASULO	12.159
24	74 J. VAN SIKKELER	12.319
25	78 H. OKUBO	12.322
26	84 L. CRESSON	12.540
27	11 C. GAMARINO	12.589
28	12 C. GOBBI	12.661
29	10 N. CALERO	12.748
30	6 D. STIRPE	12.794
31	50 B. ORTT	13.401
32	86 A. BADOVINI	13.875
33	96 J. ORELLANA	14.418
34	83 L. EPIS	16.729
35	55 I. MIKHALCHIK	16.888

Seg. 4

1	111 K. SMITH	32.434
2	1 K. SOFUOGLU	32.789
3	21 R. KRUMMENAC	32.952
4	69 O. JEZEK	33.245
5	2 P. JACOBSEN	33.261
6	4 G. REA	33.460
7	25 A. BALDOLINI	33.803
8	51 B. SCHOUTEN	33.942
9	16 J. CLUZEL	33.957
10	87 L. ZANETTI	33.970
11	44 R. ROLFO	34.070
12	71 C. BERGMAN	34.172
13	47 A. BASSANI	34.197
14	88 N. TEROL	34.451
15	35 S. HILL	34.478
16	119 J. CHROBAK	34.520
17	77 K. RYDE	34.522
18	74 J. VAN SIKKELER	34.616
19	78 H. OKUBO	34.620
20	63 Z. KHAIRUDDIN	34.658
21	7 A. LICCIARDI	34.749
22	23 C. TANGRE	34.785
23	61 A. ZACCONE	34.972
24	64 F. CARICASULO	35.046
25	81 L. STAPLEFORD	35.113
26	11 C. GAMARINO	35.198
27	12 C. GOBBI	35.252
28	10 N. CALERO	35.274
29	84 L. CRESSON	36.136
30	6 D. STIRPE	36.656
31	86 A. BADOVINI	37.667
32	50 B. ORTT	38.978
33	96 J. ORELLANA	40.892
34	55 I. MIKHALCHIK	44.889
35	83 L. EPIS	49.077

Seg. 5

1	1 K. SOFUOGLU	25.401
2	21 R. KRUMMENAC	26.071
3	25 A. BALDOLINI	26.532
4	111 K. SMITH	26.551
5	2 P. JACOBSEN	26.619
6	87 L. ZANETTI	26.777
7	4 G. REA	26.826
8	44 R. ROLFO	26.887
9	71 C. BERGMAN	26.917
10	16 J. CLUZEL	27.032
11	35 S. HILL	27.041
12	69 O. JEZEK	27.089
13	47 A. BASSANI	27.098
14	51 B. SCHOUTEN	27.442
15	61 A. ZACCONE	27.443
16	77 K. RYDE	27.532
17	74 J. VAN SIKKELER	27.598
18	63 Z. KHAIRUDDIN	27.742
19	88 N. TEROL	27.849
20	64 F. CARICASULO	27.970
21	81 L. STAPLEFORD	28.029
22	119 J. CHROBAK	28.327
23	78 H. OKUBO	28.374
24	10 N. CALERO	28.378
25	84 L. CRESSON	28.410
26	23 C. TANGRE	28.573
27	7 A. LICCIARDI	28.672
28	12 C. GOBBI	28.860
29	11 C. GAMARINO	29.052
30	6 D. STIRPE	29.661
31	86 A. BADOVINI	30.144
32	50 B. ORTT	30.874
33	96 J. ORELLANA	34.593



TT Circuit Assen 4.542 m

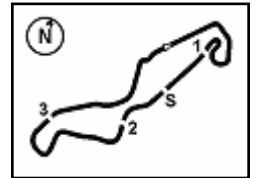
1 / 1

Dutch Round, 15-16-17 April 2016

World Supersport - Ideal Times Free Practice 3rd Session

No.	Rider	Nat	Bike	Seg. 1 Diff. 1	Seg. 2 Diff. 2	Seg. 3 Diff. 3	Seg. 4 Diff. 4	Seg. 5 Diff. 5	Ideal Time Best Lap	Pos.	Diff.
1	1 K. SOFUOGLU	TUR	Kawasaki ZX-6R	37.168	6.147	10.934	32.789	25.401	1'52.439 1'52.439	1	0.000
2	111 K. SMITH	GBR	Honda CBR600RR	37.046	6.098 0.049	11.261 0.114	32.434	26.551	1'53.390 1'53.553	2	0.163
3	21 R. KRUMMENACHER	SUI	Kawasaki ZX-6R	37.570	6.072 0.068	11.226	32.952	26.071	1'53.891 1'53.959	3	0.068
4	2 P. JACOBSEN	USA	Honda CBR600RR	37.947 0.147	6.086 0.027	10.991	33.261	26.619 0.069	1'54.904 1'55.147	4	0.243
5	4 G. REA	GBR	MV Agusta F3 675	37.642	6.072 0.067	11.319 0.108	33.460	26.826 0.023	1'55.319 1'55.517	5	0.198
6	69 O. JEZEK	CZE	Kawasaki ZX-6R	38.181 0.089	6.187	11.293	33.245	27.089	1'55.995 1'56.084	6	0.089
7	25 A. BALDOLINI	ITA	MV Agusta F3 675	38.175	6.167 0.143	11.407	33.803	26.532	1'56.084 1'56.227	7	0.143
8	87 L. ZANETTI	ITA	MV Agusta F3 675	38.458	6.167 0.034	11.650	33.970	26.777	1'57.022 1'57.056	8	0.034
9	51 B. SCHOUTEN	NED	Yamaha YZF R6	38.188	6.234 0.057	11.266	33.942	27.442 0.256	1'57.072 1'57.385	9	0.313
10	47 A. BASSANI	ITA	Kawasaki ZX-6R	38.589 0.089	6.048 0.184	11.335	34.197	27.098	1'57.267 1'57.540	10	0.273
11	44 R. ROLFO	ITA	MV Agusta F3 675	38.609	6.175	11.528 0.051	34.070	26.887 0.241	1'57.269 1'57.561	11	0.292
12	71 C. BERGMAN	SWE	Honda CBR600RR	38.509	6.203 0.077	11.714	34.172	26.917	1'57.515 1'57.592	12	0.077
13	16 J. CLUZEL	FRA	MV Agusta F3 675	38.574	6.079	11.995 0.026	33.957	27.032	1'57.637 1'57.663	13	0.026
14	35 S. HILL	GBR	Honda CBR600RR	38.671	6.312	11.656	34.478	27.041 0.947	1'58.158 1'59.105	15	0.947
15	88 N. TEROL	ESP	MV Agusta F3 675	38.794	6.169 0.093	11.618 0.015	34.451	27.849 0.019	1'58.881 1'59.008	14	0.127
16	77 K. RYDE	GBR	Yamaha YZF R6	39.165 0.621	6.190 0.092	11.806	34.522 0.062	27.532	1'59.215 1'59.990	18	0.775
17	63 Z. KHAIRUDDIN	MAS	Kawasaki ZX-6R	38.928	6.168 0.054	11.726 0.064	34.658	27.742	1'59.222 1'59.340	16	0.118
18	61 A. ZACCONE	ITA	Kawasaki ZX-6R	38.906	6.153 0.160	11.761	34.972	27.443 0.256	1'59.235 1'59.651	17	0.416
19	78 H. OKUBO	JPN	Honda CBR600RR	38.342	6.264	12.322	34.620	28.374 0.325	1'59.922 2'00.247	19	0.325
20	74 J. VAN SIKKELERUS	NED	Yamaha YZF R6	39.693 0.092	6.237 0.083	12.319 0.074	34.616	27.598	2'00.463 2'00.712	20	0.249
21	81 L. STAPLEFORD	GBR	Triumph Daytona 675	39.701	6.125 0.002	11.793	35.113	28.029	2'00.761 2'00.763	21	0.002
22	64 F. CARICASULO	ITA	Honda CBR600RR	39.492	6.203 0.060	12.159	35.046	27.970	2'00.870 2'00.930	22	0.060
23	119 J. CHROBAK	HUN	MV Agusta F3 675	39.890 0.191	6.293 0.021	12.056	34.520	28.327	2'01.086 2'01.298	23	0.212
24	23 C. TANGRE	FRA	Suzuki GSX-R600	39.465	6.268	12.142 0.073	34.785 0.017	28.573	2'01.233 2'01.323	24	0.090
25	7 A. LICCIARDI	BEL	Kawasaki ZX-6R	39.443	6.380 0.090	12.089	34.749	28.672 0.031	2'01.333 2'01.454	25	0.121
26	11 C. GAMARINO	ITA	Kawasaki ZX-6R	39.990	6.346	12.589	35.198	29.052 0.020	2'03.175 2'03.195	26	0.020
27	10 N. CALERO	ESP	Kawasaki ZX-6R	40.548	6.257 0.093	12.748 0.056	35.274	28.378	2'03.205 2'03.354	27	0.149
28	12 C. GOBBI	ITA	Yamaha YZF R6	40.388	6.253	12.661	35.252	28.860 0.040	2'03.414 2'03.454	28	0.040
29	84 L. CRESSON	BEL	Kawasaki ZX-6R	40.265	6.251 0.072	12.540	36.136	28.410	2'03.602 2'03.674	29	0.072
30	6 D. STIRPE	ITA	Kawasaki ZX-6R	41.961 0.219	6.306	12.794	36.656	29.661	2'07.378 2'07.597	30	0.219
31	50 B. ORTT	CAN	Honda CBR600RR	43.965	6.413 0.045	13.401 0.041	38.978	30.874 0.009	2'13.631 2'13.726	31	0.095
Overall Ideal Time				37.046	6.048	10.934	32.434	25.401	1'51.863		





Dutch Round, 15-16-17 April 2016

World Supersport - Chronological Analysis Free Practice 3rd Session

1° 1 K. SOFUOGLU (1'52.439)

Lap	Seg. 1	Seg. 2	Seg. 3	Seg. 4	Seg. 5	Lap Time	km/h	Local Time
1	40.168	6.215	12.810	37.260	29.804	2'01.910	233.1	9:17'12.488
2	39.033	6.209	11.948	35.429	28.156	1'58.633	232.9	9:19'14.398
3	37.799	6.182	11.331	34.001	26.735	1'56.048	233.1	9:23'09.079
4	37.881	6.353	11.223	33.895	26.356	1'55.708	231.1	9:25'04.787
5	37.227	6.169	11.108	33.385	26.505	1'54.394	232.9	9:26'59.181
6	37.545	6.195	10.973	33.562	26.296	1'54.571	233.4	9:28'53.752
7	37.168	6.147	10.934	32.789	25.401	1'52.439	233.9	9:30'46.191

2° 111 K. SMITH (1'53.553)

Lap	Seg. 1	Seg. 2	Seg. 3	Seg. 4	Seg. 5	Lap Time	km/h	Local Time
1	38.876	6.341	13.192	35.593	28.812	1'58.290	219.6	9:18'07.845
2	37.747	6.226	12.130	33.758	27.300	1'57.309	227.9	9:20'06.135
3	39.583	6.173	11.824	32.967	28.598	1'57.309	230.4	9:22'03.444
4	37.046	6.120	11.922	33.159	27.226	1'58.010	229.9	9:24'01.454
5	37.667	6.147	11.375	32.434	26.551	1'53.553	232.9	9:25'55.007
6	37.726	6.152	12.013	33.736	27.020	1'56.588	222.5	9:27'51.595
7	37.406	6.098	11.567	32.832	26.642	1'54.865	234.9	9:29'46.460
8	37.406	6.180	11.261	33.122	26.809	1'54.778	232.6	9:31'41.238

3° 21 R. KRUMMENACHER (1'53.959)

Lap	Seg. 1	Seg. 2	Seg. 3	Seg. 4	Seg. 5	Lap Time	km/h	Local Time
1	41.046	6.504	13.947	38.351	30.149	2'03.606	204.3	9:17'35.044
2	41.844	6.207	12.595	35.467	28.291	2'03.384	230.4	9:19'38.650
3	39.238	6.116	12.308	34.966	28.150	2'00.323	236.5	9:21'42.034
4	39.073	6.111	12.097	34.841	28.036	1'59.724	232.6	9:23'42.357
5	38.052	6.072	12.048	34.485	28.046	1'56.677	235.7	9:25'42.081
6	38.230	6.136	11.654	33.943	26.892	1'55.948	236.5	9:27'38.758
7	37.570	6.105	11.445	33.660	26.608	1'53.959	234.9	9:29'34.806
8	37.570	6.140	11.226	32.952	26.071	1'53.959	234.9	9:31'28.765

4° 2 P. JACOBSEN (1'55.147)

Lap	Seg. 1	Seg. 2	Seg. 3	Seg. 4	Seg. 5	Lap Time	km/h	Local Time
1	39.630	6.309	12.983	37.123	28.545	1'59.121	206.5	9:20'42.723
2	38.609	6.115	11.895	34.365	27.116	1'56.948	231.9	9:22'41.844
3	38.095	6.086	11.158	33.420	26.619	1'55.378	235.7	9:24'38.792
4	37.947	6.141	11.097	33.464	26.639	1'55.288	233.9	9:26'34.170
5	38.094	6.113	10.991	33.261	26.688	1'55.147	235.4	9:28'29.458
6	38.094	6.113	10.991	33.261	26.688	1'55.147	235.4	9:30'24.605

5° 4 G. REA (1'55.517)

Lap	Seg. 1	Seg. 2	Seg. 3	Seg. 4	Seg. 5	Lap Time	km/h	Local Time
1	39.506	6.386	13.305	36.850	28.586	2'00.063	225.1	9:18'10.900
2	38.396	6.242	12.174	34.689	27.452	1'57.242	227.5	9:20'10.963
3	37.895	6.156	11.725	33.760	27.205	1'58.180	231.6	9:22'08.205
4	37.642	6.102	11.867	34.806	27.510	1'56.180	234.9	9:24'06.385
5	37.902	6.139	11.427	33.460	26.849	1'55.517	232.6	9:26'01.902
6	37.859	6.167	11.512	33.572	27.118	1'56.271	232.4	9:27'58.173
7	37.824	6.112	11.319	33.582	26.826	1'55.698	235.7	9:29'53.871
8	37.824	6.072	11.914	34.016	27.155	1'56.981	235.4	9:31'50.852

6° 69 O. JEZEK (1'56.084)

Lap	Seg. 1	Seg. 2	Seg. 3	Seg. 4	Seg. 5	Lap Time	km/h	Local Time
1	42.103	6.789	14.695	40.536	31.977	2'06.133	194.5	9:18'29.274
2	39.453	6.354	12.753	36.131	28.792	2'00.736	222.7	9:20'35.407
3	38.835	6.269	12.057	34.869	28.088	1'58.895 P	228.2	9:22'36.143
4	38.228	6.254	11.658	34.240	27.579	1'58.566	229.9	9:24'34.709
5	38.181	6.234	11.688	33.909	28.008	1'57.059	227.9	9:26'32.776
6	38.270	6.285	11.387	33.768	27.438	1'56.084	231.6	9:28'29.835
7	38.270	6.187	11.293	33.245	27.089	1'56.084	231.6	9:30'25.919

7° 25 A. BALDOLINI (1'56.227)

Lap	Seg. 1	Seg. 2	Seg. 3	Seg. 4	Seg. 5	Lap Time	km/h	Local Time
1	41.800	6.959	14.522	39.733	31.026	2'06.389	210.3	9:17'53.599
2	40.218	6.414	12.805	36.618	28.752	2'03.383	220.2	9:19'59.988
3	39.540	6.314	12.353	35.893	28.605	1'58.942 P	225.1	9:22'03.371
4	2'16.835	6.248	12.560	35.466	25.081	3'39.042 P	226.0	9:24'02.266
5	38.769	6.392	12.509	35.533	27.773	1'58.460	226.0	9:27'41.308
6	38.175	6.167	11.578	34.890	27.056	1'56.227	227.0	9:29'39.768
7	38.175	6.310	11.407	33.803	26.532	1'56.227	227.0	9:31'35.995

8° 87 L. ZANETTI (1'57.056)

Lap	Seg. 1	Seg. 2	Seg. 3	Seg. 4	Seg. 5	Lap Time	km/h	Local Time
1	41.393	6.731	13.752	41.198	31.276	2'07.502	219.3	9:19'21.906
2	40.200	6.266	12.843	36.332	30.668	2'02.915	228.9	9:21'29.408
3	39.392	6.242	12.324	35.797	28.352	2'01.079	231.4	9:23'32.323
4	40.002	6.196	12.268	35.527	27.696	2'00.014	233.6	9:25'33.402
5	40.002	6.222	11.816	34.630	27.344	2'00.014	231.9	9:27'33.416

5	38.672	6.167	11.783	34.378	27.000	1'58.000	234.4	9:29'31.416
6	38.458	6.201	11.650	33.970	26.777	1'57.056	233.1	9:31'28.472

9° 51 B. SCHOUTEN (1'57.385)

Lap	Seg. 1	Seg. 2	Seg. 3	Seg. 4	Seg. 5	Lap Time	km/h	Local Time
1	39.853	6.454	12.678	37.008	29.290	2'02.050	220.0	9:17'13.955
2	39.514	6.248	12.072	35.368	28.509	2'02.050	229.2	9:19'16.005
3	38.368	6.290	11.693	34.577	27.781	1'59.855	228.4	9:21'15.860
4	45.327	6.276	11.556	34.583	27.793	1'58.576	227.7	9:23'14.436
5	38.401	6.234	11.447	34.481	27.540	2'05.029	230.6	9:25'19.465
6	38.188	6.248	11.416	33.982	27.442	1'57.489	228.4	9:27'16.954
7	40.035	6.291	11.266	33.942	27.698	1'57.385	227.7	9:29'14.339
8	40.035	6.476	12.120	35.318	28.709	2'02.658	222.3	9:31'16.997

10° 47 A. BASSANI (1'57.540)

Lap	Seg. 1	Seg. 2	Seg. 3	Seg. 4	Seg. 5	Lap Time	km/h	Local Time
1	40.466	7.143	14.579	38.578	29.462	2'03.028	190.9	9:17'19.912
2	41.483	6.202	12.058	35.564	28.738	2'09.951	229.9	9:19'22.940
3	39.658	6.921	14.114	39.154	28.279	2'01.297	201.5	9:21'32.891
4	39.327	6.169	12.002	34.974	28.494	2'01.297	232.4	9:23'34.188
5	38.589	6.048	11.682	34.875	27.593	1'59.525	234.4	9:25'33.713
6	38.822	6.222	11.528	34.470	27.500	1'58.309	230.4	9:27'32.022
7	38.678	6.155	11.499	34.686	27.242	1'58.404	233.4	9:29'30.426
8	38.678	6.232	11.335	34.197	27.098	1'57.540	229.6	9:31'27.966

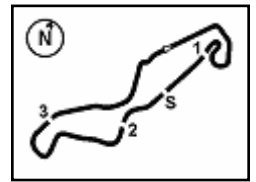
11° 44 R. ROLFO (1'57.561)

Lap	Seg. 1	Seg. 2	Seg. 3	Seg. 4	Seg. 5	Lap Time	km/h	Local Time
1	42.268	6.860	13.732	38.549	30.417	2'06.003	204.0	9:17'45.099
2	39.720	6.414	12.375	35.975	28.971	2'01.149	222.7	9:19'51.102
3	39.625	6.279	12.339	34.952	27.859	2'00.906	211.8	9:21'52.251
4	39.417	6.328	12.307	34.748	27.898	2'00.906	211.8	9:23'53.157
5	39.853	6.199	11.675	34.465	27.426	1'59.182	231.9	9:25'52.339
6	38.858	6.388	12.036	37.389	28.120	2'03.786	225.1	9:27'56.125
7	38.609	6.201	11.528	34.205	26.887	1'57.679	233.4	9:29'53.804
8	38.609	6.175	11.579	34.070	27.128	1'57.561	233.9	9:31'51.365

12° 71 C. BERGMAN (1'57.592)

Lap	Seg. 1	Seg. 2	Seg. 3	Seg. 4	Seg. 5	Lap Time	km/h	Local Time
1	41.522	7.048	15.523	39.507	30.286	2'06.493	168.1	9:17'27.007
2	39.862	6.336	13.062	36.435	29.138	2'02.547	216.7	9:19'33.500
3	39.348	6.248	12.323	35.475	28.639	2'02.634	227.2	9:21'36.047
4	38.660	6.356	12.338	35.483	29.109	2'02.634	219.6	9:23'38.681
5	43.712	6.203	11.853	34.920	27.705	1'59.341	230.4	9:25'38.022
6	38.509	6.731	12.458	35.742	29.170	2'07.813	218.9	9:27'45.835
7	38.585	6.280	11.714	34.172	26.917	1'57.592	228.2	9:29'43.427
8	38.585	6.305	12.461	35.510	28.153	2'01.014	219.8	9:31'44.441

13° 16 J. CLUZEL (1'57.663)



Dutch Round, 15-16-17 April 2016

World Supersport - Chronological Analysis Free Practice 3rd Session

TT Circuit Assen 4.542 m

2 / 3

Lap	Seg. 1	Seg. 2	Seg. 3	Seg. 4	Seg. 5	Lap Time	km/h	Local Time
1	40.037	6.216	12.499	37.307	26.342	2'02.401 P	231.9	9:20'51.305
2	3'00.876	6.350	12.703	42.960	29.110	4'31.999 P	228.9	9:25'23.304
3	39.501	6.210	12.091	35.609	28.309	2'01.720	230.9	9:27'25.024
4	39.383	6.168	11.726	34.944	27.936	2'00.157	234.4	9:29'25.181
5	38.928	6.222	11.790	34.658	27.742	1'59.340	230.9	9:31'24.521

17° 61 A. ZACCONE (1'59.651)								
Lap	Seg. 1	Seg. 2	Seg. 3	Seg. 4	Seg. 5	Lap Time	km/h	Local Time
1	42.703	6.998	15.655	39.913	30.541	2'07.157	179.8	9:17'24.673
2	40.143	6.195	12.819	36.534	28.906	2'03.684	222.7	9:19'31.830
3	39.822	6.205	11.974	35.352	27.906	2'01.259	231.6	9:23'36.773
4	39.474	6.153	11.831	35.903	27.443	2'00.804	232.4	9:25'37.577
5	39.263	6.204	11.798	35.348	27.602	2'00.215	229.9	9:27'37.792
6	41.592	6.250	11.865	35.557	27.838	2'03.102	230.1	9:29'40.894
7	38.906	6.313	11.761	34.972	27.699	1'59.651	228.7	9:31'40.545

18° 77 K. RYDE (1'59.990)								
Lap	Seg. 1	Seg. 2	Seg. 3	Seg. 4	Seg. 5	Lap Time	km/h	Local Time
1	40.493	6.392	12.820	38.062	30.248	2'02.991	226.3	9:17'12.796
2	40.229	6.206	11.931	35.359	28.347	2'02.072	233.1	9:21'17.859
3	39.452	6.231	11.836	34.824	28.773	2'01.116	231.6	9:23'18.975
4	39.165	6.193	11.868	34.785	28.206	2'00.217	233.4	9:25'19.192
5	40.035	6.262	12.592	35.047	27.968	2'01.904	227.9	9:27'21.096
6	39.370	6.238	11.809	34.522	28.831	2'00.770	231.4	9:29'21.866
7	39.786	6.282	11.806	34.584	27.532	1'59.990	229.4	9:31'21.856

19° 78 H. OKUBO (2'00.247)								
Lap	Seg. 1	Seg. 2	Seg. 3	Seg. 4	Seg. 5	Lap Time	km/h	Local Time
1	43.270	7.212	16.315	40.533	32.994	2'12.269	151.4	9:17'30.849
2	40.734	6.460	13.945	36.587	30.000	2'07.726	194.2	9:21'50.844
3	40.608	6.473	13.352	35.279	28.980	2'04.692	200.3	9:23'55.536
4	39.548	6.346	12.680	34.880	28.374	2'01.828	218.7	9:25'57.364
5	39.150	6.412	12.758	35.148	28.465	2'01.933	214.7	9:27'59.297
6	38.342	6.264	12.322	34.620	28.699	2'00.247	212.1	9:29'59.544
7	40.874	6.473	13.138	37.141	30.019	2'07.645	209.3	9:32'07.189

20° 74 J. VAN SIKKELERUS (2'00.712)								
Lap	Seg. 1	Seg. 2	Seg. 3	Seg. 4	Seg. 5	Lap Time	km/h	Local Time
1	43.553	6.803	14.969	39.720	31.404	2'10.261	181.7	9:17'23.646
2	41.151	6.389	13.436	37.116	29.767	2'05.018	212.0	9:19'33.907
3	40.800	6.352	12.874	35.934	28.707	2'03.944	213.5	9:23'42.869
4	39.693	6.366	12.694	35.352	28.732	2'02.605	224.8	9:25'45.474
5	41.565	6.237	12.319	34.895	29.461	2'03.844	215.6	9:27'49.318
6	39.785	6.377	12.538	34.992	28.372	2'00.712	224.8	9:29'50.030
7	44.948	6.320	12.393	34.616	27.598	2'08.252 P	206.5	9:31'58.282

21° 81 L. STAPLEFORD (2'00.763)								
Lap	Seg. 1	Seg. 2	Seg. 3	Seg. 4	Seg. 5	Lap Time	km/h	Local Time
1	40.959	6.189	12.901	36.830	29.894	2'03.540	231.6	9:18'17.578
2	39.849	6.138	12.282	35.751	28.410	2'01.902	234.1	9:20'21.118
3	39.701	6.127	11.793	35.113	28.029	2'00.763	234.9	9:22'23.020
4	41.358	6.315	13.218	37.150	25.718	2'03.759 P	220.5	9:24'23.783
								9:26'27.542

22° 64 F. CARICASULO (2'00.930)								
Lap	Seg. 1	Seg. 2	Seg. 3	Seg. 4	Seg. 5	Lap Time	km/h	Local Time
1						2'07.831		9:17'53.814
2						2'19.396 P		9:20'01.645
3	3'13.776	6.528	13.324	36.632	28.685	4'38.945 P	197.6	9:22'21.041
4	43.280	6.203	12.762	35.610	28.600	2'06.455	222.7	9:26'59.986
5	39.492	6.263	12.159	35.046	27.970	2'00.930	227.9	9:29'06.441
								9:31'07.371

23° 119 J. CHROBAK (2'01.298)								
Lap	Seg. 1	Seg. 2	Seg. 3	Seg. 4	Seg. 5	Lap Time	km/h	Local Time
1	42.752	7.016	14.845	38.998	31.190	2'07.863	164.8	9:17'23.973
2	40.776	6.428	12.764	36.400	29.519	2'04.887	225.5	9:19'31.836
3	40.673	6.398	12.488	35.818	29.407	2'03.960	226.7	9:21'36.723
4	40.170	6.359	12.403	35.612	28.913	2'04.728	226.7	9:23'40.683
5	41.211	6.293	12.128	35.538	30.599	2'04.535	221.6	9:25'45.411
6	40.081	6.466	12.333	35.281	29.244	2'04.535	221.6	9:27'49.946
7	39.890	6.314	12.056	34.520	28.327	2'01.298	227.9	9:29'51.244
						2'02.374	225.3	9:31'53.618

24° 23 C. TANGRE (2'01.323)								
Lap	Seg. 1	Seg. 2	Seg. 3	Seg. 4	Seg. 5	Lap Time	km/h	Local Time
		6.733	14.121	39.435	31.124		197.4	9:17'21.018

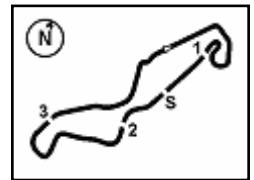
Lap	Seg. 1	Seg. 2	Seg. 3	Seg. 4	Seg. 5	Lap Time	km/h	Local Time
1	41.924	6.324	12.804	36.447	29.422	2'06.921	223.9	9:19'27.939
2	40.438	6.316	12.508	35.649	29.264	2'04.175	225.3	9:21'32.114
3	39.629	6.298	12.142	34.785	28.934	2'01.788	227.7	9:23'33.902
4	39.465	6.268	12.215	34.802	28.573	2'01.323	226.0	9:25'35.225
5	41.455	6.513	12.859	35.923	23.918	2'00.668 P	210.5	9:27'35.893

25° 7 A. LICCIARDI (2'01.454)								
Lap	Seg. 1	Seg. 2	Seg. 3	Seg. 4	Seg. 5	Lap Time	km/h	Local Time
1	41.537	6.572	13.673	37.806	31.014	2'07.875	211.6	9:17'15.142
2	41.191	6.471	13.226	36.551	30.090	2'06.075	218.2	9:19'23.017
3	40.966	6.499	12.516	35.571	29.165	2'04.747	220.5	9:21'29.092
4	40.506	6.380	12.390	35.391	29.086	2'03.753	225.5	9:23'33.839
5	39.871	6.445	12.488	35.305	28.672	2'02.781	222.1	9:27'40.373
6	39.644	6.382	12.172	34.867	28.726	2'01.791	226.0	9:29'42.164
7	39.443	6.470	12.089	34.749	28.703	2'01.454	221.4	9:31'43.618

26° 11 C. GAMARINO (2'03.195)								
Lap	Seg. 1	Seg. 2	Seg. 3	Seg. 4	Seg. 5	Lap Time	km/h	Local Time
1	43.167	6.867	14.704	39.892	31.130	2'03.630 P	182.5	9:20'09.249
2	3'22.308	6.404	13.395	37.228	23.436	4'49.988 P	210.1	9:22'12.879
3	39.990	6.346	12.589	35.198	29.072	2'03.195	222.1	9:27'02.867
4	44.832	6.876	13.055	38.182	24.008	2'06.953 P	206.9	9:29'06.062

27° 10 N. CALERO (2'03.354)								
Lap	Seg. 1	Seg. 2	Seg. 3	Seg. 4	Seg. 5	Lap Time	km/h	Local Time
1	43.357	6.666	14.439	39.236	31.938	2'11.539	197.4	9:17'41.864
2	42.122	6.410	13.621	37.864	30.287	2'09.848	215.6	9:19'53.403
3	41.883	6.334	13.151	38.109	30.132	2'06.402	219.3	9:22'03.251
4	41.105	6.257	12.748	36.453	29.061	2'02.402	219.3	9:24'09.653
5	41.105	6.352	13.828	36.693	51.691	2'29.669	201.7	9:26'39.322
6	44.702	7.999	14.053	46.530	34.796	2'28.080	184.1	9:29'07.402
7	40.548	6.350	12.804	35.274	28.378	2'03.354	215.6	9:31'10.756

28° 12 C. GOBBI (2'03.454)								
Lap	Seg. 1	Seg. 2	Seg. 3	Seg. 4	Seg. 5	Lap Time	km/h	Local Time
1	43.528	6.601	14.298	39.619	31.067	2'11.107	193.3	9:17'40.238
2	41.618	6.520	13.732	37.557	29.770	2'07.198	199.0	9:19'51.345
3	41.462	6.425	13.336	36.268	29.551	2'05.788	198.1	9:21'58.543
4	40.388	6.421	13.204	35.841	28.860	2'05.788	198.1	9:24'04.331
5	40.497	6.253	12.661	35.252	28.900	2'03.454	214.7	9:26'07.785
6	40.765	6.491	13.061	36.119				



TT Circuit Assen 4.542 m

Dutch Round, 15-16-17 April 2016

World Supersport - Chronological Analysis Free Practice 3rd Session

1 8'57.168 9.480 17.368 49.077 27.527 10'40.620 P **123.2** 9:28'17.440

34° 86 A. BADOVINI

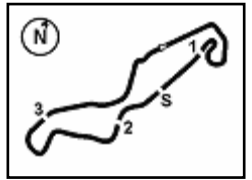
Lap	Seg. 1	Seg. 2	Seg. 3	Seg. 4	Seg. 5	Lap Time	km/h	Local Time
1	42.042	6.463	13.875	37.667	24.700	2'04.747 P	197.0	9:26'20.024

35° 96 J. ORELLANA

Lap	Seg. 1	Seg. 2	Seg. 3	Seg. 4	Seg. 5	Lap Time	km/h	Local Time
1	49.166	7.421	14.418	40.892	28.597	2'20.494 P	164.4	9:20'51.564

P = Pits In/Out - C = Lap-Time Cancelled





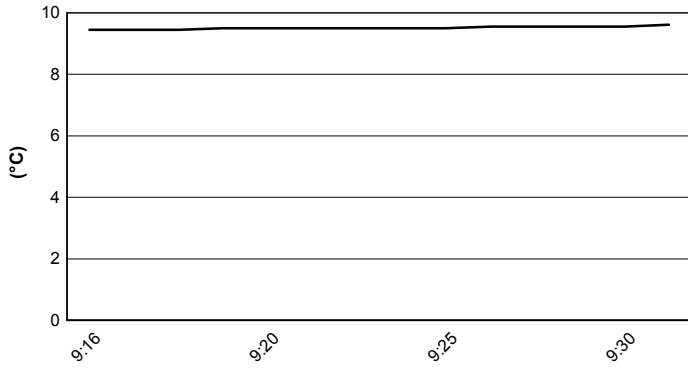
TT Circuit Assen 4.542 m

Dutch Round, 15-16-17 April 2016

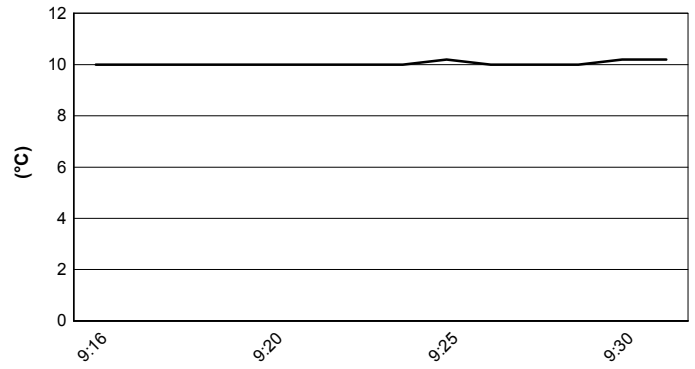
World Supersport - Weather Report Free Practice 3rd Session

Session started 9:15 Session ended 9:32


Air Temperature



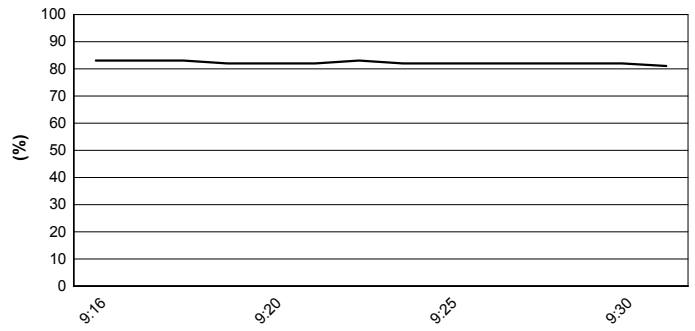
Track Temperature



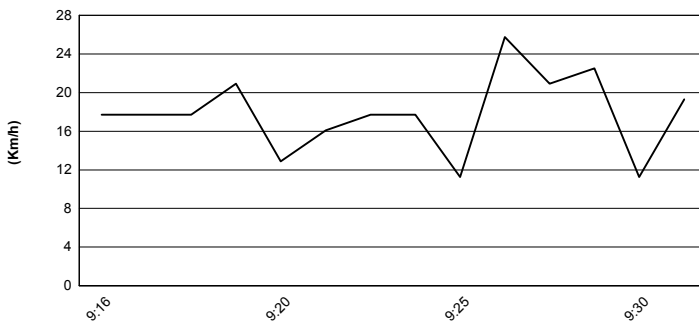
Air Pressure



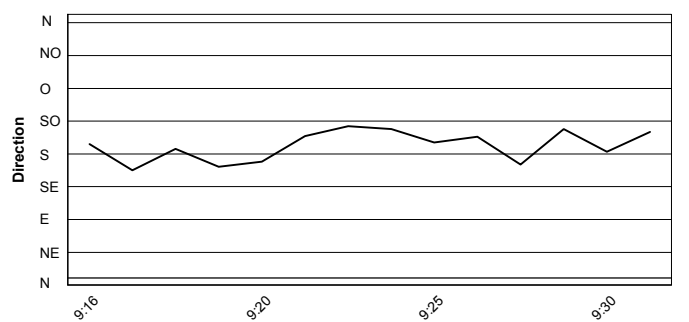
Humidity

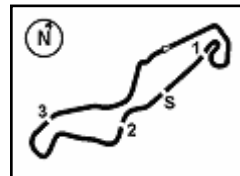


Wind Speed



Wind Direction





Dutch Round, 15-16-17 April 2016 World Supersport - Superpoles Entry List

TT Circuit Assen 4.542 m

Superpole 1

No.	Rider	Nat	Team	Bike	Time
11	11 C. GAMARINO	ITA	Team GoEleven	Kawasaki ZX-6R	1'59.010
12	88 N. TEROL	ESP	Schmidt Racing	MV Agusta F3 675	1'59.294
13	51 B. SCHOUTEN	NED	MVR-Racing	Yamaha YZF R6	1'59.329
14	96 J. ORELLANA	ESP	WILSport Racedays Honda	Honda CBR600RR	1'59.426
15	81 L. STAPLEFORD	GBR	Profile Racing	Triumph Daytona 675	1'59.606
16	21 R. KRUMMENACHER	SUI	Kawasaki Puccetti Racing	Kawasaki ZX-6R	1'59.644
17	71 C. BERGMAN	SWE	CIA Landlord Insurance Honda	Honda CBR600RR	1'59.678
18	119 J. CHROBAK	HUN	Schmidt Racing	MV Agusta F3 675	1'59.803
19	35 S. HILL	GBR	CIA Landlord Insurance Honda	Honda CBR600RR	1'59.978
20	47 A. BASSANI	ITA	San Carlo Team Italia	Kawasaki ZX-6R	2'00.301
21	77 K. RYDE	GBR	Ranieri Med - SC Racing	Yamaha YZF R6	2'00.498
22	44 R. ROLFO	ITA	Team Factory Vamag	MV Agusta F3 675	2'00.829
23	61 A. ZACCONE	ITA	San Carlo Team Italia	Kawasaki ZX-6R	2'01.122
24	63 Z. KHAIRUDDIN	MAS	Orelac Racing VerdNatura	Kawasaki ZX-6R	2'01.261
25	78 H. OKUBO	JPN	CIA Landlord Insurance Honda	Honda CBR600RR	2'01.741
26	64 F. CARICASULO	ITA	Bardahl Evan Bros. Honda Racing	Honda CBR600RR	2'01.817
27	86 A. BADOVINI	ITA	Gemar Balloons - Team Lorini	Honda CBR600RR	2'01.940
28	74 J. VAN SIKKELERUS	NED	Start Racing	Yamaha YZF R6	2'02.114
29	6 D. STIRPE	ITA	Scuderia Maranga Racing	Kawasaki ZX-6R	2'02.911
30	16 J. CLUZEL	FRA	MV Agusta Reparto Corse	MV Agusta F3 675	2'03.003

Superpole 2

No.	Rider	Nat	Team	Bike	Time
1	2 P. JACOBSEN	USA	Honda World Supersport Team	Honda CBR600RR	1'54.999
2	1 K. SOFUOGLU	TUR	Kawasaki Puccetti Racing	Kawasaki ZX-6R	1'55.338
3	13 A. WEST	AUS	West EAB Yamaha	Yamaha YZF R6	1'55.411
4	111 K. SMITH	GBR	CIA Landlord Insurance Honda	Honda CBR600RR	1'55.602
5	69 O. JEZEK	CZE	Team GoEleven	Kawasaki ZX-6R	1'56.634
6	55 I. MIKHALCHIK	UKR	DS Junior Team	Kawasaki ZX-6R	1'57.090
7	4 G. REA	GBR	GRT Racing Team	MV Agusta F3 675	1'57.775
8	25 A. BALDOLINI	ITA	Race Department ATK#25	MV Agusta F3 675	1'58.190
9	87 L. ZANETTI	ITA	MV Agusta Reparto Corse	MV Agusta F3 675	1'58.448
10	19 K. WAHR	GER	Gemar Balloons - Team Lorini	Honda CBR600RR	1'58.778

*
*

* These positions are assigned to the 1st and 2nd rider classified in Superpole 1