

TT Circuit Assen 4.542 m

1 / 2

Dutch Round, 15-16-17 April 2016

World Supersport - Results Superpole 1

No.	Rider	Nat	Team	Bike	Class	Time	Gap	Rel.	Laps	Speed	
										Avg	Max
1*	81 L. STAPLEFORD	GBR	Profile Racing	Triumph Daytona 675		1'40.315			7	162,999	240,7
2*	21 R. KRUMMENACHER	SUI	Kawasaki Puccetti Racing	Kawasaki ZX-6R		1'40.415	0.100	0.100	7	162,836	241,2
3	16 J. CLUZEL	FRA	MV Agusta Reparto Corse	MV Agusta F3 675		1'41.122	0.807	0.707	6	161,698	241,8
4	88 N. TEROL	ESP	Schmidt Racing	MV Agusta F3 675		1'41.671	1.356	0.549	8	160,825	241,2
5	86 A. BADOVINI	ITA	Gemar Balloons - Team Lorini	Honda CBR600RR		1'41.785	1.470	0.114	7	160,644	243,4
6	61 A. ZACCONE	ITA	San Carlo Team Italia	Kawasaki ZX-6R	ESS	1'41.816	1.501	0.031	7	160,596	240,1
7	44 R. ROLFO	ITA	Team Factory Vamag	MV Agusta F3 675		1'41.920	1.605	0.104	6	160,432	235,4
8	11 C. GAMARINO	ITA	Team GoEleven	Kawasaki ZX-6R		1'42.164	1.849	0.244	8	160,049	233,4
9	6 D. STIRPE	ITA	Scuderia Maranga Racing	Kawasaki ZX-6R	ESS	1'42.318	2.003	0.154	8	159,808	241,2
10	64 F. CARICASULO	ITA	Bardahl Evan Bros. Honda Racing	Honda CBR600RR		1'42.379	2.064	0.061	6	159,712	238,5
11	77 K. RYDE	GBR	Ranieri Med - SC Racing	Yamaha YZF R6		1'42.575	2.260	0.196	6	159,407	243,4
12	63 Z. KHAIRUDDIN	MAS	Orelac Racing VerdNatura	Kawasaki ZX-6R		1'42.673	2.358	0.098	7	159,255	239,1
13	51 B. SCHOUTEN	NED	MVR-Racing	Yamaha YZF R6		1'42.730	2.415	0.057	7	159,167	236,7
14	47 A. BASSANI	ITA	San Carlo Team Italia	Kawasaki ZX-6R	ESS	1'42.735	2.420	0.005	3	159,159	244,2
15	71 C. BERGMAN	SWE	CIA Landlord Insurance Honda	Honda CBR600RR		1'43.697	3.382	0.962	7	157,682	233,1
16	74 J. VAN SIKKELERUS	NED	Start Racing	Yamaha YZF R6		1'44.158	3.843	0.461	8	156,985	233,1
17	78 H. OKUBO	JPN	CIA Landlord Insurance Honda	Honda CBR600RR		1'44.631	4.316	0.473	8	156,275	237,5
18	119 J. CHROBAK	HUN	Schmidt Racing	MV Agusta F3 675	ESS	1'45.258	4.943	0.627	8	155,344	229,9
19	35 S. HILL	GBR	CIA Landlord Insurance Honda	Honda CBR600RR		1'45.489	5.174	0.231	7	155,004	231,9
20	96 J. ORELLANA	ESP	WILSport Racedays Honda	Honda CBR600RR	ESS				0		

* Qualified to Superpole 2

AIR	Humidity:	67%	Temp:	11°C
TRACK	Condition:	Dry	Temp:	13°C

Lap Record:	2015 J.Cluzel	1'38.184	166,540	Km/h
Best Lap:	2015 J.Cluzel	1'38.015	166,820	Km/h

16/04/2016 Start 11:30 End 11:48

The results are provisional until the end of the time limit for protests and appeals and the completion of the technical checks.

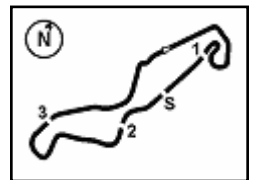
FICR PERUGIA TIMING



Official Tyre Supplier



Official Timekeeper



Dutch Round, 15-16-17 April 2016

World Supersport - Results Superpole 1

Session Highlights

11.30.05		Start
11.32.15	Stapleford	On the Gravel - Re-Joined - Turn 1
11.39.33	Bassani	Crashed - Turn 15
11.41.21	Cluzel	Crashed - Turn 4
11.42.06	Cluzel	Re-joined
11.48.47		End Of Session

Fastest Laps Sequence

No.	Rider	Nat	Team	Bike	Local Time	Time	Gap	Avg
21	R. KRUMMENACHER	SUI	Kawasaki Puccetti Racing	Kawasaki ZX-6R	11:33'33.705	1'42.583		159,395
16	J. CLUZEL	FRA	MV Agusta Reparto Corse	MV Agusta F3 675	11:33'40.883	1'42.568	-0.015	159,418
21	R. KRUMMENACHER	SUI	Kawasaki Puccetti Racing	Kawasaki ZX-6R	11:35'15.429	1'41.724	-0.844	160,741
16	J. CLUZEL	FRA	MV Agusta Reparto Corse	MV Agusta F3 675	11:35'22.442	1'41.559	-0.165	161,002
21	R. KRUMMENACHER	SUI	Kawasaki Puccetti Racing	Kawasaki ZX-6R	11:36'56.632	1'41.203	-0.356	161,568
81	L. STAPLEFORD	GBR	Profile Racing	Triumph Daytona 675	11:38'50.068	1'40.781	-0.422	162,245
81	L. STAPLEFORD	GBR	Profile Racing	Triumph Daytona 675	11:46'15.666	1'40.315	-0.466	162,999

16/04/2016 Start 11:30 End 11:48

The results are provisional until the end of the time limit for protests and appeals and the completion of the technical checks.

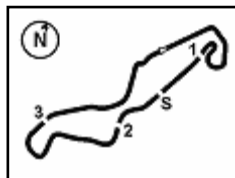
FICR PERUGIA TIMING



Official Tyre Supplier



Official Timekeeper



TT Circuit Assen 4.542 m

Dutch Round, 15-16-17 April 2016

World Supersport - Best Sector & Speed Superpole 1

Best Lap

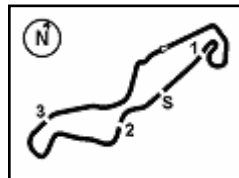
1	81 L. STAPLEFORD	Triumph Daytona 675	1'40.315
2	21 R. KRUMMENACHER	Kawasaki ZX-6R	1'40.415
3	16 J. CLUZEL	MV Agusta F3 675	1'41.122
4	88 N. TEROL	MV Agusta F3 675	1'41.671
5	86 A. BADOVINI	Honda CBR600RR	1'41.785
6	61 A. ZACCONE	Kawasaki ZX-6R	1'41.816
7	44 R. ROLFO	MV Agusta F3 675	1'41.920
8	11 C. GAMARINO	Kawasaki ZX-6R	1'42.164
9	6 D. STIRPE	Kawasaki ZX-6R	1'42.318
10	64 F. CARICASULO	Honda CBR600RR	1'42.379
11	77 K. RYDE	Yamaha YZF R6	1'42.575
12	63 Z. KHAIRUDDIN	Kawasaki ZX-6R	1'42.673
13	51 B. SCHOUTEN	Yamaha YZF R6	1'42.730
14	47 A. BASSANI	Kawasaki ZX-6R	1'42.735
15	71 C. BERGMAN	Honda CBR600RR	1'43.697
16	74 J. VAN SIKKELERUS	Yamaha YZF R6	1'44.158
17	78 H. OKUBO	Honda CBR600RR	1'44.631
18	119 J. CHROBAK	MV Agusta F3 675	1'45.258
19	35 S. HILL	Honda CBR600RR	1'45.489
20	96 J. ORELLANA	Honda CBR600RR	

Top Speeds

1	47 A. BASSANI	Kawasaki ZX-6R	244.2
2	77 K. RYDE	Yamaha YZF R6	243.4
3	86 A. BADOVINI	Honda CBR600RR	243.4
4	16 J. CLUZEL	MV Agusta F3 675	241.8
5	88 N. TEROL	MV Agusta F3 675	241.2
6	6 D. STIRPE	Kawasaki ZX-6R	241.2
7	21 R. KRUMMENACHER	Kawasaki ZX-6R	241.2
8	81 L. STAPLEFORD	Triumph Daytona 675	240.7
9	61 A. ZACCONE	Kawasaki ZX-6R	240.1
10	63 Z. KHAIRUDDIN	Kawasaki ZX-6R	239.1
11	64 F. CARICASULO	Honda CBR600RR	238.5
12	78 H. OKUBO	Honda CBR600RR	237.5
13	51 B. SCHOUTEN	Yamaha YZF R6	236.7
14	44 R. ROLFO	MV Agusta F3 675	235.4
15	11 C. GAMARINO	Kawasaki ZX-6R	233.4
16	74 J. VAN SIKKELERUS	Yamaha YZF R6	233.1
17	71 C. BERGMAN	Honda CBR600RR	233.1
18	35 S. HILL	Honda CBR600RR	231.9
19	119 J. CHROBAK	MV Agusta F3 675	229.9

Seg. 1		Seg. 2		Seg. 3		Seg. 4		Seg. 5			
1	81 L. STAPLEFORD	32.998	1	86 A. BADOVINI	5.898	1	21 R. KRUMMENAC	9.647	1	81 L. STAPLEFORD	22.967
2	21 R. KRUMMENAC	33.100	2	61 A. ZACCONE	5.900	2	88 N. TEROL	9.662	2	21 R. KRUMMENAC	23.159
3	16 J. CLUZEL	33.176	3	47 A. BASSANI	5.912	3	81 L. STAPLEFORD	9.763	3	16 J. CLUZEL	23.216
4	64 F. CARICASULO	33.201	4	64 F. CARICASULO	5.935	4	16 J. CLUZEL	9.783	4	61 A. ZACCONE	23.319
5	86 A. BADOVINI	33.305	5	81 L. STAPLEFORD	5.941	5	61 A. ZACCONE	9.797	5	63 Z. KHAIRUDDIN	23.371
6	61 A. ZACCONE	33.352	6	6 D. STIRPE	5.941	6	44 R. ROLFO	9.801	6	44 R. ROLFO	23.503
7	11 C. GAMARINO	33.377	7	77 K. RYDE	5.943	7	11 C. GAMARINO	9.805	7	11 C. GAMARINO	23.578
8	51 B. SCHOUTEN	33.436	8	21 R. KRUMMENAC	5.961	8	77 K. RYDE	9.856	8	86 A. BADOVINI	23.612
9	47 A. BASSANI	33.442	9	16 J. CLUZEL	5.963	9	47 A. BASSANI	9.869	9	6 D. STIRPE	23.639
10	88 N. TEROL	33.508	10	88 N. TEROL	5.972	10	86 A. BADOVINI	9.876	10	88 N. TEROL	23.646
11	63 Z. KHAIRUDDIN	33.573	11	63 Z. KHAIRUDDIN	6.008	11	6 D. STIRPE	9.884	11	47 A. BASSANI	23.677
12	44 R. ROLFO	33.597	12	51 B. SCHOUTEN	6.018	12	63 Z. KHAIRUDDIN	9.922	12	51 B. SCHOUTEN	23.744
13	77 K. RYDE	33.599	13	78 H. OKUBO	6.024	13	51 B. SCHOUTEN	10.015	13	64 F. CARICASULO	23.847
14	6 D. STIRPE	33.706	14	11 C. GAMARINO	6.106	14	71 C. BERGMAN	10.038	14	77 K. RYDE	23.934
15	71 C. BERGMAN	33.809	15	74 J. VAN SIKKELER	6.120	15	64 F. CARICASULO	10.054	15	71 C. BERGMAN	23.958
16	74 J. VAN SIKKELER	34.180	16	71 C. BERGMAN	6.122	16	78 H. OKUBO	10.097	16	74 J. VAN SIKKELER	23.977
17	119 J. CHROBAK	34.335	17	44 R. ROLFO	6.131	17	35 S. HILL	10.172	17	119 J. CHROBAK	23.976
18	78 H. OKUBO	34.420	18	35 S. HILL	6.160	18	119 J. CHROBAK	10.210	18	78 H. OKUBO	23.978
19	35 S. HILL	34.743	19	119 J. CHROBAK	6.183	19	74 J. VAN SIKKELER	10.236	19	35 S. HILL	30.106





TT Circuit Assen 4.542 m

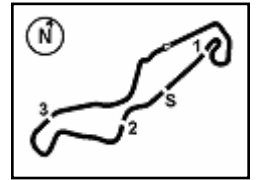
1 / 1

Dutch Round, 15-16-17 April 2016

World Supersport - Ideal Times Superpole 1

No.	Rider	Nat	Bike	Seg. 1 Diff. 1	Seg. 2 Diff. 2	Seg. 3 Diff. 3	Seg. 4 Diff. 4	Seg. 5 Diff. 5	Ideal Time Best Lap	Pos.	Diff.
1	81 L. STAPLEFORD	GBR	Triumph Daytona 675	32.998 0.143	5.941 0.014	9.763	28.489	22.967	1'40.158 1'40.315	2	0.157
2	21 R. KRUMMENACHER	SUI	Kawasaki ZX-6R	33.100	5.961	9.647	28.548	23.159	1'40.415 1'40.415	3	0.000
3	16 J. CLUZEL	FRA	MV Agusta F3 675	33.176	5.963 0.064	9.783	28.811 0.109	23.216	1'40.949 1'41.122	4	0.173
4	61 A. ZACCONE	ITA	Kawasaki ZX-6R	33.352 0.006	5.900	9.797	28.933 0.182	23.646	1'41.628 1'41.816	7	0.188
5	88 N. TEROL	ESP	MV Agusta F3 675	33.508	5.972 0.009	9.662	29.149	23.371	1'41.662 1'41.671	5	0.009
6	86 A. BADOVINI	ITA	Honda CBR600RR	33.305 0.021	5.898 0.025	9.876	29.082	23.578	1'41.739 1'41.785	6	0.046
7	44 R. ROLFO	ITA	MV Agusta F3 675	33.597	6.131 0.014	9.801 0.018	29.004 0.036	23.319	1'41.852 1'41.920	8	0.068
8	11 C. GAMARINO	ITA	Kawasaki ZX-6R	33.377 0.210	6.106 0.019	9.805	29.008	23.639	1'41.935 1'42.164	9	0.229
9	64 F. CARICASULO	ITA	Honda CBR600RR	33.201	5.935 0.132	10.054	29.252 0.302	23.503	1'41.945 1'42.379	11	0.434
10	47 A. BASSANI	ITA	Kawasaki ZX-6R	33.442 0.451	5.912 0.017	9.869	29.191 0.020	23.744 0.089	1'42.158 1'42.735	15	0.577
11	6 D. STIRPE	ITA	Kawasaki ZX-6R	33.706 0.020	5.941	9.884	29.090	23.677	1'42.298 1'42.318	10	0.020
12	77 K. RYDE	GBR	Yamaha YZF R6	33.599	5.943 0.090	9.856	29.356 0.119	23.612	1'42.366 1'42.575	12	0.209
13	51 B. SCHOUTEN	NED	Yamaha YZF R6	33.436	6.018 0.045	10.015	29.192	23.847 0.177	1'42.508 1'42.730	14	0.222
14	63 Z. KHAIRUDDIN	MAS	Kawasaki ZX-6R	33.573	6.008 0.052	9.922 0.066	28.940	24.112	1'42.555 1'42.673	13	0.118
15	71 C. BERGMAN	SWE	Honda CBR600RR	33.809	6.122	10.038	29.508	24.220	1'43.697 1'43.697	16	0.000
16	74 J. VAN SIKKELERUS	NED	Yamaha YZF R6	34.180	6.120	10.236	29.597 0.091	23.934	1'44.067 1'44.158	17	0.091
17	78 H. OKUBO	JPN	Honda CBR600RR	34.420 0.102	6.024 0.108	10.097	29.738	24.142	1'44.421 1'44.631	18	0.210
18	119 J. CHROBAK	HUN	MV Agusta F3 675	34.335 0.115	6.183 0.084	10.210 0.138	29.736	24.457	1'44.921 1'45.258	19	0.337
19	35 S. HILL	GBR	Honda CBR600RR	34.743 0.150	6.160 0.026	10.172	30.106	24.132	1'45.313 1'45.489	20	0.176
Overall Ideal Time				32.998	5.898	9.647	28.489	22.967	1'39.999		





Dutch Round, 15-16-17 April 2016

World Supersport - Chronological Analysis Superpole 1

1° 81 L. STAPLEFORD (1'40.315)								
Lap	Seg. 1	Seg. 2	Seg. 3	Seg. 4	Seg. 5	Lap Time	km/h	Local Time
1	41.742	6.001	10.969	30.383	24.706	237.5	11:31'50.481	
2	33.731	5.941	9.866	29.007	23.238	1'41.903	240.7	11:35'27.659
3	33.668	5.981	9.954	28.787	23.238	1'41.628	234.6	11:37'09.287
4	33.065	6.011	9.847	28.661	23.197	1'40.781	235.9	11:38'50.068
5	32.998	5.996	10.067	29.951	20.258	1'39.270 P	235.7	11:40'29.338
6	2'47.820	7.722	11.880	32.905	25.686	4'06.013 P	185.2	11:44'35.351
7	33.141	5.955	9.763	28.489	22.967	1'40.315	238.0	11:46'15.666

2° 21 R. KRUMMENACHER (1'40.415)								
Lap	Seg. 1	Seg. 2	Seg. 3	Seg. 4	Seg. 5	Lap Time	km/h	Local Time
1	33.874	5.970	11.165	30.519	24.767	241.0	11:31'51.122	
2	33.475	6.059	9.950	29.143	23.557	1'42.583	237.0	11:33'33.705
3	33.211	6.020	9.760	28.993	23.219	1'41.203	238.5	11:36'56.632
4	33.435	6.023	9.715	28.975	23.455	1'41.603	238.5	11:38'38.235
5	35.076	6.105	10.084	29.685	20.617	1'41.567 P	232.4	11:40'19.802
6	3'08.527	7.497	10.579	30.624	26.565	4'23.792 P	193.2	11:44'43.594
7	33.100	5.961	9.647	28.548	23.159	1'40.415	241.2	11:46'24.009

3° 16 J. CLUZEL (1'41.122)								
Lap	Seg. 1	Seg. 2	Seg. 3	Seg. 4	Seg. 5	Lap Time	km/h	Local Time
1	33.609	6.054	10.947	35.516	24.059	239.6	11:31'58.315	
2	33.498	5.986	10.072	29.117	23.784	1'42.568	239.1	11:33'40.883
3	33.883	6.029	10.067	37.488	25.367	1'52.834	237.0	11:37'15.276
4	33.357	5.971	9.821	28.849	23.322	1'41.320	240.4	11:38'56.596
5	33.176	6.027	9.783	28.920	23.216	1'41.122	236.5	11:40'37.718
6	1'35.153	9.089	14.414	39.206	30.061	3'07.923 P	150.4	11:43'45.641

4° 88 N. TEROL (1'41.671)								
Lap	Seg. 1	Seg. 2	Seg. 3	Seg. 4	Seg. 5	Lap Time	km/h	Local Time
1	35.279	13.389	12.648	32.574	25.392	111.1	11:32'01.984	
2	34.337	5.972	9.971	29.578	23.808	1'43.666	241.2	11:33'48.145
3	33.889	6.058	10.182	38.409	23.893	1'52.431	234.1	11:37'24.242
4	34.383	6.082	10.082	29.531	23.671	1'43.749	233.9	11:39'07.991
5	33.751	6.088	9.978	29.323	23.551	1'42.691	233.9	11:40'50.682
6	36.191	12.756	11.501	29.430	23.690	1'53.568	117.4	11:42'44.250
7	33.757	5.990	9.849	34.474	28.900	1'52.970	239.6	11:44'37.220
8	33.508	5.981	9.662	29.149	23.371	1'41.671	238.0	11:46'18.891

5° 86 A. BADOVINI (1'41.785)								
Lap	Seg. 1	Seg. 2	Seg. 3	Seg. 4	Seg. 5	Lap Time	km/h	Local Time
1	34.047	6.079	10.746	30.622	24.527	236.2	11:32'04.076	
2	33.777	6.006	10.260	29.697	24.229	1'44.239	238.5	11:33'48.315
3	33.759	6.031	10.752	30.672	19.635	1'40.849 P	231.4	11:37'12.307
4	2'35.762	6.727	11.441	31.507	25.075	3'50.512 P	207.7	11:41'02.819
5	34.672	7.031	11.151	32.031	28.373	1'53.258	210.3	11:42'56.077
6	33.305	5.898	9.943	29.229	23.694	1'42.069	243.4	11:44'38.146
7	33.326	5.923	9.876	29.082	23.578	1'41.785	243.1	11:46'19.931

6° 61 A. ZACCONE (1'41.816)								
Lap	Seg. 1	Seg. 2	Seg. 3	Seg. 4	Seg. 5	Lap Time	km/h	Local Time
1	34.196	6.098	11.384	30.833	25.208	234.6	11:31'51.829	
2	33.898	5.972	10.266	29.023	24.129	1'43.586	230.9	11:33'35.415
3	33.768	6.106	9.986	29.103	23.789	1'42.882	236.7	11:35'18.297
4	33.835	6.173	10.056	29.346	23.773	1'43.116	231.4	11:37'01.413
5	34.835	6.212	10.212	29.655	21.066	1'41.980 P	231.9	11:38'43.393
6	3'01.681	6.256	10.730	29.643	23.796	4'12.106 P	230.6	11:42'55.499
7	33.352	5.979	9.858	28.933	23.912	1'42.034	240.1	11:44'37.533
8	33.358	5.900	9.797	29.115	23.646	1'41.816	239.3	11:46'19.349

7° 44 R. ROLFO (1'41.920)								
Lap	Seg. 1	Seg. 2	Seg. 3	Seg. 4	Seg. 5	Lap Time	km/h	Local Time
1	34.144	6.423	11.214	31.913	24.494	221.4	11:33'22.505	
2	34.353	6.210	9.966	29.460	23.919	1'43.699	231.4	11:35'06.204
3	34.353	6.217	9.878	29.360	23.341	1'43.149	229.6	11:36'49.353
4	33.597	6.145	9.819	29.040	23.319	1'41.920	235.2	11:38'31.273
5	34.355	6.212	9.843	29.337	19.439	1'39.186 P	230.9	11:40'10.459
6	2'22.342	9.365	14.797	31.324	24.592	3'42.420 P	121.1	11:43'52.879
7	33.654	6.131	9.801	29.004	23.529	1'42.119	235.4	11:45'34.998

8° 11 C. GAMARINO (1'42.164)								
Lap	Seg. 1	Seg. 2	Seg. 3	Seg. 4	Seg. 5	Lap Time	km/h	Local Time
1	33.836	6.291	11.239	31.023	24.854	227.0	11:32'31.600	
2		6.137	10.529	29.648	23.972	1'44.122	232.4	11:34'15.722

2	34.185	6.131	10.462	29.736	24.007	1'44.521	232.1	11:36'00.243
3	33.631	6.214	10.224	29.286	23.677	1'43.032	228.4	11:37'43.275
4	33.377	6.196	10.047	30.442	24.377	1'44.439	228.7	11:39'27.714
5	33.614	6.160	9.936	29.336	23.664	1'42.710	230.4	11:41'10.424
6	33.452	6.106	9.862	29.372	23.787	1'42.579	233.4	11:42'53.003
7	35.680	7.438	10.650	30.711	24.534	1'49.013	183.3	11:44'42.016
8	33.587	6.125	9.805	29.008	23.639	1'42.164	231.9	11:46'24.180

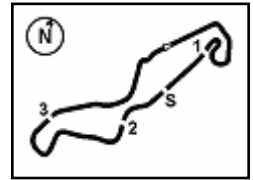
9° 6 D. STIRPE (1'42.318)								
Lap	Seg. 1	Seg. 2	Seg. 3	Seg. 4	Seg. 5	Lap Time	km/h	Local Time
1		6.599	11.133	31.594	25.722	220.5	11:31'51.096	
2	34.760	6.043	10.646	29.351	24.395	1'45.195	230.4	11:33'36.291
3	34.418	6.084	10.316	29.488	24.175	1'44.481	234.9	11:35'20.772
4	33.842	6.098	10.220	29.309	24.274	1'43.743	233.4	11:37'04.515
5	33.788	6.129	10.175	29.231	23.899	1'43.222	232.9	11:38'47.737
6	35.055	6.488	11.077	31.843	25.488	1'49.951	219.1	11:40'37.888
7	35.582	8.675	12.457	35.235	34.989	2'06.938	134.3	11:42'44.626
8	33.706	5.963	10.092	30.928	32.135	1'52.824	241.2	11:44'37.450
9	33.726	5.941	9.884	29.090	23.677	1'42.318	241.0	11:46'19.768

10° 64 F. CARICASULO (1'42.379)								
Lap	Seg. 1	Seg. 2	Seg. 3	Seg. 4	Seg. 5	Lap Time	km/h	Local Time
1	34.184	5.981	11.204	30.689	24.732	240.1	11:31'52.101	
2	34.241	5.935	10.485	29.389	23.890	1'43.883	235.2	11:33'35.984
3	33.389	6.093	10.234	29.417	24.491	1'44.476	238.5	11:35'20.460
4	33.389	5.994	10.062	29.252	23.779	1'42.476	236.7	11:37'02.936
5	33.611	6.062	10.176	29.620	23.771	1'43.240	236.2	11:38'46.176
6	33.201	6.067	10.054	29.554	23.503	1'42.379	234.6	11:40'28.555
7	33.590	6.043	10.401	29.496	21.173	1'40.703 P	237.8	11:42'09.258

11° 77 K. RYDE (1'42.575)								
Lap	Seg. 1	Seg. 2	Seg. 3	Seg. 4	Seg. 5	Lap Time	km/h	Local Time
1	34.330	6.191	11.125	30.607	25.286	232.9	11:31'51.431	
2	35.093	5.943	10.030	29.356	24.161	1'43.930	237.8	11:33'35.361
3	33.669	6.072	10.037	29.877	22.856	1'42.511 P	234.9	11:37'02.655
4	4'30.715	6.109	10.178	29.734	24.133	5'40.869 P	235.4	11:42'43.524
5	33.615	5.985	11.069	33.553	28.911	1'53.133	240.4	11:44'36.657
6	33.599	6.033	9.856	29.475	23.612	1'42.575	237.5	11:46'19.232

12° 63 Z. KHAIRUDDIN (1'42.673)								
Lap	Seg. 1	Seg. 2	Seg. 3	Seg. 4	Seg. 5	Lap Time	km/h	Local Time
1	34.746	6.153	11.064	31.123	25.514	231.6	11:32'21.690	
2	34.746	6.029	10.300	29.884	24.616	1'45.575	237.2	11:34'07.265
3	34.002	6.008	10.137	29.707	24.369	1'44.223	239.1	11:35'51.488
4	33.894	6.104	10.020	29.773	24.211	1'44.002	243.4	11:37'35.490
5	35.157	6.074	10.748	30.748	20.756	1'43.483 P	234.4	11:39'18.973
6	2'37.721	6.614	10.775	30.925	24.937	3'50.972 P	228.2	11:43'09.945
7	33.946	6.023	9.922	29.134	24.128	1'43.153	238.0	11:44'53.098
8	33.573	6.060	9.988	28.940	24.112	1'42.673	237.5	11:46'35.771

13° 51 B. SCHOUTEN (1'42.730)								
Lap	Seg. 1	Seg. 2	Seg. 3					



TT Circuit Assen 4.542 m

Dutch Round, 15-16-17 April 2016

World Supersport - Chronological Analysis Superpole 1

16° 74 J. VAN SIKKELERUS (1'44.158)								
Lap	Seg. 1	Seg. 2	Seg. 3	Seg. 4	Seg. 5	Lap Time	km/h	Local Time
1	35.699	6.169	11.340	31.323	25.078	1'47.802	231.4	11:31'53.959
2	34.734	6.174	10.812	30.476	24.641	1'45.690	229.4	11:33'41.761
3	34.739	6.139	10.606	29.944	24.267	1'45.633	227.0	11:37'13.084
4	34.201	6.186	10.881	29.808	24.019	1'44.567	230.1	11:38'57.651
5	34.261	6.154	10.490	29.662	24.060	1'44.449	227.0	11:40'42.100
6	34.332	6.205	10.305	29.597	24.081	1'44.707	230.1	11:42'26.807
7	34.180	6.143	10.486	29.653	24.093	1'44.158	230.6	11:44'10.965
8	34.180	6.179	10.460	29.895	24.348	1'45.062	229.2	11:45'56.027

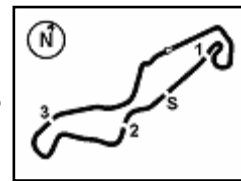
17° 78 H. OKUBO (1'44.631)								
Lap	Seg. 1	Seg. 2	Seg. 3	Seg. 4	Seg. 5	Lap Time	km/h	Local Time
1	35.445	6.076	11.504	31.351	25.286	1'47.627	224.1	11:31'54.529
2	34.832	6.039	10.783	30.458	24.902	1'48.086	235.9	11:33'42.156
3	34.669	6.099	10.475	29.944	26.736	1'46.835	236.2	11:35'30.242
4	34.669	6.203	10.629	30.318	25.016	1'45.282	226.7	11:37'17.077
5	34.470	6.166	10.401	30.002	24.243	1'45.478	229.9	11:39'02.359
6	34.690	6.223	10.249	30.054	24.262	1'45.267	229.4	11:40'47.837
7	34.565	6.120	10.227	30.124	24.231	1'44.761	232.9	11:42'33.104
8	34.420	6.024	10.188	29.920	24.209	1'44.631	237.5	11:44'17.865
8	34.522	6.132	10.097	29.738	24.142	1'45.933	231.4	11:46'02.496

18° 119 J. CHROBAK (1'45.258)								
Lap	Seg. 1	Seg. 2	Seg. 3	Seg. 4	Seg. 5	Lap Time	km/h	Local Time
1	35.519	6.329	11.467	31.333	25.399	1'47.409	225.5	11:31'53.494
2	34.858	6.288	10.535	30.177	24.890	1'45.863	225.3	11:33'40.903
3	34.450	6.190	10.225	30.000	24.590	1'45.258	229.4	11:35'26.766
4	34.335	6.267	10.348	29.736	24.457	1'45.589	228.7	11:37'12.024
5	34.875	6.261	10.411	29.889	24.693	1'45.589	226.7	11:38'57.613
6	34.875	6.203	10.359	30.200	26.164	1'46.625	229.9	11:40'45.414
7	34.859	6.242	10.451	30.267	24.806	1'45.695	226.5	11:42'32.039
8	34.706	6.185	10.210	30.032	24.562	1'45.933	227.7	11:44'17.734
8	34.944	6.183	10.384	29.957	24.465	1'45.933	229.2	11:46'03.667

19° 35 S. HILL (1'45.489)								
Lap	Seg. 1	Seg. 2	Seg. 3	Seg. 4	Seg. 5	Lap Time	km/h	Local Time
1	1'39.837	6.302	15.091	33.205	21.645	2'53.334 P	214.1	11:31'59.182
2	35.534	6.222	10.797	31.306	25.172	1'48.323	231.4	11:34'52.516
3	35.265	6.198	10.645	31.036	24.910	1'47.430	229.4	11:36'40.839
4	34.959	6.264	10.444	30.740	24.717	1'49.056	227.7	11:38'28.269
5	34.743	6.566	11.823	31.056	24.652	1'46.071	222.1	11:40'17.325
6	34.763	6.182	10.502	30.252	24.392	1'45.979	231.1	11:42'03.396
7	34.893	6.160	10.265	30.250	24.541	1'45.489	231.9	11:43'49.375
7	34.893	6.186	10.172	30.106	24.132	1'45.489	231.9	11:45'34.864

P = Pits In/Out - C = Lap-Time Cancelled





TT Circuit Assen 4.542 m

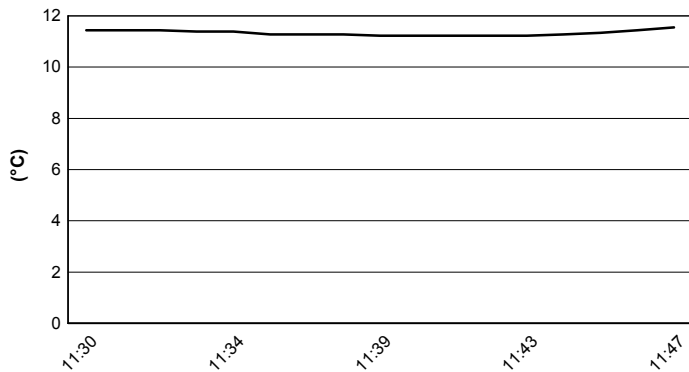
Dutch Round, 15-16-17 April 2016

World Supersport - Weather Report Superpole 1

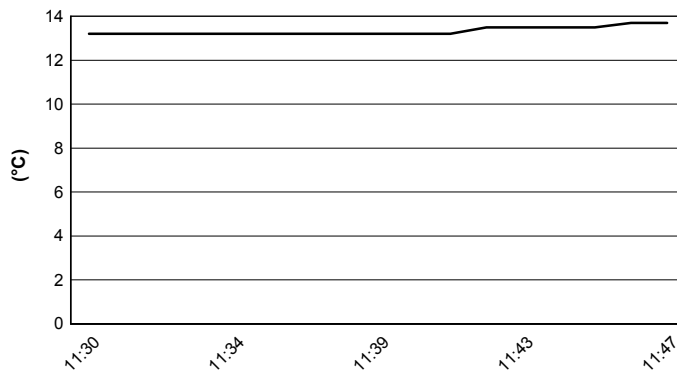
Session started 11:30

Session ended 11:48

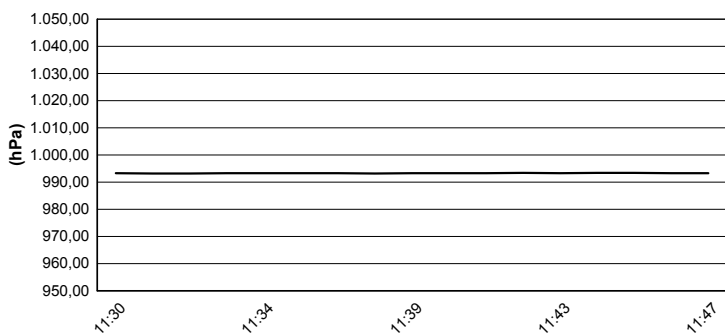
Air Temperature



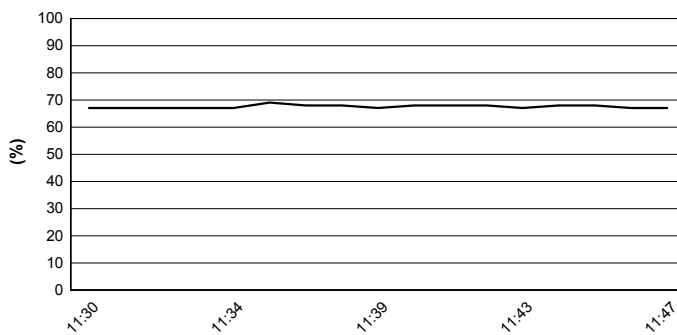
Track Temperature



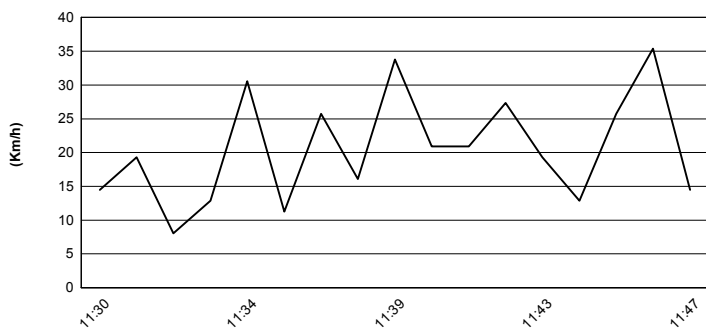
Air Pressure



Humidity



Wind Speed



Wind Direction

