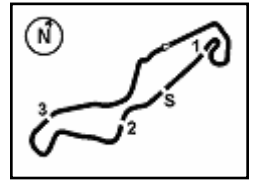


TT Circuit Assen 4.542 m

Dutch Round, 15-16-17 April 2016

World Supersport - Free Practices & Superpole Combined Results

No.	Rider	Nat	Team	Bike	Class	FP 1	FP 2	Laps	Superpole	Gap	Time	Avg
1	21 R. KRUMMENACHER	SUI	Kawasaki Puccetti Racing	Kawasaki ZX-6R		2'01.874	1'59.644	26	1'39.300		1'39.300	164,665
2	81 L. STAPLEFORD	GBR	Profile Racing	Triumph Daytona 675		2'02.367	1'59.606	30	1'39.475	0.175	1'39.475	164,375
3	1 K. SOFUOGLU	TUR	Kawasaki Puccetti Racing	Kawasaki ZX-6R		1'56.628	1'55.338	21	1'39.580	0.280	1'39.580	164,202
4	2 P. JACOBSEN	USA	Honda World Supersport Team	Honda CBR600RR		1'58.745	1'54.999	36	1'40.165	0.865	1'40.165	163,243
5	25 A. BALDOLINI	ITA	Race Department ATK#25	MV Agusta F3 675		2'01.568	1'58.190	29	1'40.248	0.948	1'40.248	163,107
6	111 K. SMITH	GBR	CIA Landlord Insurance Honda	Honda CBR600RR		1'57.751	1'55.602	33	1'40.345	1.045	1'40.345	162,950
7	69 O. JEZEK	CZE	Team GoEleven	Kawasaki ZX-6R		2'00.001	1'56.634	34	1'41.270	1.970	1'41.270	161,461
8	4 G. REA	GBR	GRT Racing Team	MV Agusta F3 675		2'00.327	1'57.775	34	1'41.512	2.212	1'41.512	161,077
9	87 L. ZANETTI	ITA	MV Agusta Reparto Corse	MV Agusta F3 675		2'01.119	1'58.448	34	1'42.055	2.755	1'42.055	160,219
10	19 K. WAHR	GER	Gemar Balloons - Team Lorini	Honda CBR600RR		2'00.738	1'58.778	24	1'42.084	2.784	1'42.084	160,174
11	55 I. MIKHALCHIK	UKR	DS Junior Team	Kawasaki ZX-6R	ESS	2'01.804	1'57.090	38	1'42.809	3.509	1'42.809	159,044
12	13 A. WEST	AUS	West EAB Yamaha	Yamaha YZF R6		1'58.196	1'55.411	35			1'55.411	141,678
13	16 J. CLUZEL	FRA	MV Agusta Reparto Corse	MV Agusta F3 675		2'03.271	2'03.003	13	1'41.122		1'41.122	161,698
14	88 N. TEROL	ESP	Schmidt Racing	MV Agusta F3 675		2'02.861	1'59.294	44	1'41.671	0.549	1'41.671	160,825
15	86 A. BADOVINI	ITA	Gemar Balloons - Team Lorini	Honda CBR600RR		2'07.019	2'01.940	11	1'41.785	0.663	1'41.785	160,644
16	61 A. ZACCONE	ITA	San Carlo Team Italia	Kawasaki ZX-6R	ESS	2'01.284	2'01.122	33	1'41.816	0.694	1'41.816	160,596
17	44 R. ROLFO	ITA	Team Factory Vamag	MV Agusta F3 675		2'03.171	2'00.829	40	1'41.920	0.798	1'41.920	160,432
18	11 C. GAMARINO	ITA	Team GoEleven	Kawasaki ZX-6R		2'04.122	1'59.010	42	1'42.164	1.042	1'42.164	160,049
19	6 D. STIRPE	ITA	Scuderia Maranga Racing	Kawasaki ZX-6R	ESS	2'08.883	2'02.911	41	1'42.318	1.196	1'42.318	159,808
20	64 F. CARICASULO	ITA	Bardahl Evan Bros. Honda Racing	Honda CBR600RR		2'06.495	2'01.817	36	1'42.379	1.257	1'42.379	159,712
21	77 K. RYDE	GBR	Ranieri Med - SC Racing	Yamaha YZF R6		2'03.026	2'00.498	37	1'42.575	1.453	1'42.575	159,407
22	63 Z. KHAIRUDDIN	MAS	Orelac Racing VerdNatura	Kawasaki ZX-6R		2'03.493	2'01.261	20	1'42.673	1.551	1'42.673	159,255
23	51 B. SCHOUTEN	NED	MVR-Racing	Yamaha YZF R6		2'05.996	1'59.329	46	1'42.730	1.608	1'42.730	159,167
24	47 A. BASSANI	ITA	San Carlo Team Italia	Kawasaki ZX-6R	ESS	2'05.276	2'00.301	42	1'42.735	1.613	1'42.735	159,159
25	71 C. BERGMAN	SWE	CIA Landlord Insurance Honda	Honda CBR600RR		2'03.956	1'59.678	37	1'43.697	2.575	1'43.697	157,682
26	74 J. VAN SIKKELERUS	NED	Start Racing	Yamaha YZF R6		2'05.551	2'02.114	43	1'44.158	3.036	1'44.158	156,985
27	78 H. OKUBO	JPN	CIA Landlord Insurance Honda	Honda CBR600RR		2'07.524	2'01.741	43	1'44.631	3.509	1'44.631	156,275
28	119 J. CHROBAK	HUN	Schmidt Racing	MV Agusta F3 675	ESS	2'05.684	1'59.803	43	1'45.258	4.136	1'45.258	155,344
29	35 S. HILL	GBR	CIA Landlord Insurance Honda	Honda CBR600RR		2'05.473	1'59.978	28	1'45.489	4.367	1'45.489	155,004
30	96 J. ORELLANA	ESP	WILSport Racedays Honda	Honda CBR600RR	ESS	2'05.670	1'59.426	38			1'59.426	136,915
----- Not Qualified -----												
NQ	83 L. EPIS	AUS	Response RE Racing	Kawasaki ZX-6R		2'11.791	2'03.296	25			2'03.296	132,617
NQ	7 A. LICCIARDI	BEL	R2 MotorRacing Team	Kawasaki ZX-6R	ESS	2'05.859	2'03.355	48			2'03.355	132,554
NQ	23 C. TANGRE	FRA	Team Yohann Moto Sport	Suzuki GSX-R600	ESS	2'05.827	2'04.266	34			2'04.266	131,582
NQ	10 N. CALERO	ESP	Orelac Racing VerdNatura	Kawasaki ZX-6R		2'08.008	2'04.674	35			2'04.674	131,152
NQ	84 L. CRESSON	BEL	MTM / HS Kawasaki	Kawasaki ZX-6R	ESS	2'10.077	2'05.042	27			2'05.042	130,766
NQ	41 A. WAGNER	AUS	GRT Racing Team	MV Agusta F3 675		2'05.690		13			2'05.690	130,091
NQ	12 C. GOBBI	ITA	VFT Racing	Yamaha YZF R6	ESS	2'07.626	2'06.297	22			2'06.297	129,466
NQ	50 B. ORTT	CAN	WILSport Racedays Honda	Honda CBR600RR	ESS	2'17.052	2'11.559	22			2'11.559	124,288



TT Circuit Assen 4.542 m

Dutch Round, 15-16-17 April 2016

World Supersport - Provisional Starting Grid

18 Laps x 4,542 km = 81,756 km

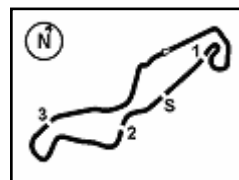


1	21 KRUMMENACHER R. Kawasaki 1'39.300 SP2	2	81 STAPLEFORD L. Triumph 1'39.475 SP2	3	1 SOFUOGLU K. Kawasaki 1'39.580 SP2
2	2 JACOBSEN P. Honda 1'40.165 SP2	4	25 BALDOLINI A. MV Agusta 1'40.248 SP2	5	111 SMITH K. Honda 1'40.345 SP2
3	69 JEZEK O. Kawasaki 1'41.270 SP2	7	4 REA G. MV Agusta 1'41.512 SP2	8	87 ZANETTI L. MV Agusta 1'42.055 SP2
4	19 WAHR K. Honda 1'42.084 SP2	10	55 MIKHALCHIK I. Kawasaki 1'42.809 SP2	11	16 CLUZEL J. MV Agusta 1'41.122 SP1
5	88 TEROL N. MV Agusta 1'41.671 SP1	13	86 BADOVINI A. Honda 1'41.785 SP1	14	61 ZACCONE A. Kawasaki 1'41.816 SP1
6	44 ROLFO R. MV Agusta 1'41.920 SP1	16	11 GAMARINO C. Kawasaki 1'42.164 SP1	17	6 STIRPE D. Kawasaki 1'42.318 SP1
7	64 CARICASULO F. Honda 1'42.379 SP1	19	77 RYDE K. Yamaha 1'42.575 SP1	20	63 KHAIRUDDIN Z. Kawasaki 1'42.673 SP1
8	51 SCHOUTEN B. Yamaha 1'42.730 SP1	22	47 BASSANI A. Kawasaki 1'42.735 SP1	23	71 BERGMAN C. Honda 1'43.697 SP1
9	74 VAN SIKKELERUS J. Yamaha 1'44.158 SP1	25	78 OKUBO H. Honda 1'44.631 SP1	26	119 CHROBAK J. MV Agusta 1'45.258 SP1
10	35 HILL S. Honda 1'45.489 SP1	28	96 ORELLANA J. Honda	29	

Jury President

..... Race Director





TT Circuit Assen 4.542 m

1 / 2

Dutch Round, 15-16-17 April 2016

World Supersport - Results Superpole 2

No.	Rider	Nat	Team	Bike	Class	Time	Gap	Rel.	Laps	Speed	
										Avg	Max
1	21 R. KRUMMENACHER	SUI	Kawasaki Puccetti Racing	Kawasaki ZX-6R		1'39.300			6	164,665	242,6
2	81 L. STAPLEFORD	GBR	Profile Racing	Triumph Daytona 675		1'39.475	0.175	0.175	5	164,375	239,3
3	1 K. SOFUOGLU	TUR	Kawasaki Puccetti Racing	Kawasaki ZX-6R		1'39.580	0.280	0.105	7	164,202	240,7
4	2 P. JACOBSEN	USA	Honda World Supersport Team	Honda CBR600RR		1'40.165	0.865	0.585	8	163,243	240,7
5	25 A. BALDOLINI	ITA	Race Department ATK#25	MV Agusta F3 675		1'40.248	0.948	0.083	6	163,107	237,0
6	111 K. SMITH	GBR	CIA Landlord Insurance Honda	Honda CBR600RR		1'40.345	1.045	0.097	7	162,950	236,5
7	69 O. JEZEK	CZE	Team GoEleven	Kawasaki ZX-6R		1'41.270	1.970	0.925	8	161,461	239,1
8	4 G. REA	GBR	GRT Racing Team	MV Agusta F3 675		1'41.512	2.212	0.242	7	161,077	240,4
9	87 L. ZANETTI	ITA	MV Agusta Reparto Corse	MV Agusta F3 675		1'42.055	2.755	0.543	6	160,219	239,1
10	19 K. WAHR	GER	Gemar Balloons - Team Lorini	Honda CBR600RR		1'42.084	2.784	0.029	8	160,174	231,6
11	55 I. MIKHALCHIK	UKR	DS Junior Team	Kawasaki ZX-6R	ESS	1'42.809	3.509	0.725	7	159,044	238,8
12	13 A. WEST	AUS	West EAB Yamaha	Yamaha YZF R6					0		

AIR	Humidity:	66%	Temp:	11°C
TRACK	Condition:	Dry	Temp:	14°C

Lap Record:	2015 J.Cluzel	1'38.184	166,540	Km/h
Best Lap:	2015 J.Cluzel	1'38.015	166,820	Km/h

16/04/2016 Start End
 11:55 12:13

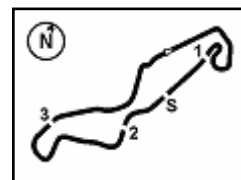
The results are provisional until the end of the time limit for protests and appeals and the completion of the technical checks.

FICR PERUGIA TIMING


Official Tyre Supplier



Official Timekeeper



Dutch Round, 15-16-17 April 2016
World Supersport - Results Superpole 2

Session Highlights

11.55.09 Start
 12.13.48 End Of Session

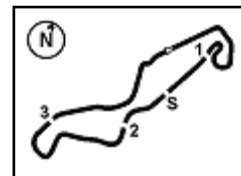
Fastest Laps Sequence

No.	Rider	Nat	Team	Bike	Local Time	Time	Gap	Avg
1	K. SOFUOGLU	TUR	Kawasaki Puccetti Racing	Kawasaki ZX-6R	11:58'27.817	1'41.824		160,583
25	A. BALDOLINI	ITA	Race Department ATK#25	MV Agusta F3 675	11:58'28.706	1'41.650	-0.174	160,858
81	L. STAPLEFORD	GBR	Profile Racing	Triumph Daytona 675	11:59'23.039	1'39.475	-2.175	164,375
21	R. KRUMMENACHER	SUI	Kawasaki Puccetti Racing	Kawasaki ZX-6R	12:10'57.460	1'39.300	-0.175	164,665

16/04/2016 Start 11:55 End 12:13

The results are provisional until the end of the time limit for protests and appeals and the completion of the technical checks.





TT Circuit Assen 4.542 m

Dutch Round, 15-16-17 April 2016

World Supersport - Best Sector & Speed Superpole 2

Best Lap

1	21 R. KRUMMENACHER	Kawasaki ZX-6R	1'39.300
2	81 L. STAPLEFORD	Triumph Daytona 675	1'39.475
3	1 K. SOFUOGLU	Kawasaki ZX-6R	1'39.580
4	2 P. JACOBSEN	Honda CBR600RR	1'40.165
5	25 A. BALDOLINI	MV Austa F3 675	1'40.248
6	111 K. SMITH	Honda CBR600RR	1'40.345
7	69 O. JEZEK	Kawasaki ZX-6R	1'41.270
8	4 G. REA	MV Austa F3 675	1'41.512
9	87 L. ZANETTI	MV Austa F3 675	1'42.055
10	19 K. WAHR	Honda CBR600RR	1'42.084
11	55 I. MIKHALCHIK	Kawasaki ZX-6R	1'42.809
12	13 A. WEST	Yamaha YZF R6	

Top Speeds

1	21 R. KRUMMENACHER	Kawasaki ZX-6R	242.6
2	2 P. JACOBSEN	Honda CBR600RR	240.7
3	1 K. SOFUOGLU	Kawasaki ZX-6R	240.7
4	4 G. REA	MV Austa F3 675	240.4
5	81 L. STAPLEFORD	Triumph Daytona 675	239.3
6	69 O. JEZEK	Kawasaki ZX-6R	239.1
7	87 L. ZANETTI	MV Austa F3 675	238.8
8	55 I. MIKHALCHIK	Kawasaki ZX-6R	238.8
9	25 A. BALDOLINI	MV Austa F3 675	237.0
10	111 K. SMITH	Honda CBR600RR	236.5
11	19 K. WAHR	Honda CBR600RR	231.6

Seg. 1

1	1 K. SOFUOGLU	32.611
2	21 R. KRUMMENAC	32.701
3	25 A. BALDOLINI	32.709
4	111 K. SMITH	32.729
5	81 L. STAPLEFORD	32.779
6	2 P. JACOBSEN	32.802
7	69 O. JEZEK	32.889
8	87 L. ZANETTI	33.283
9	19 K. WAHR	33.337
10	4 G. REA	33.348
11	55 I. MIKHALCHIK	33.519

Seg. 2

1	2 P. JACOBSEN	5.918
2	4 G. REA	5.954
3	81 L. STAPLEFORD	5.955
4	21 R. KRUMMENAC	5.966
5	1 K. SOFUOGLU	5.993
6	69 O. JEZEK	5.999
7	55 I. MIKHALCHIK	6.001
8	25 A. BALDOLINI	6.009
9	87 L. ZANETTI	6.010
10	111 K. SMITH	6.015
11	19 K. WAHR	6.162

Seg. 3

1	21 R. KRUMMENAC	9.367
2	1 K. SOFUOGLU	9.437
3	25 A. BALDOLINI	9.509
4	2 P. JACOBSEN	9.526
5	81 L. STAPLEFORD	9.652
6	4 G. REA	9.688
7	111 K. SMITH	9.770
8	69 O. JEZEK	9.795
9	87 L. ZANETTI	9.868
10	19 K. WAHR	9.951
11	55 I. MIKHALCHIK	10.022

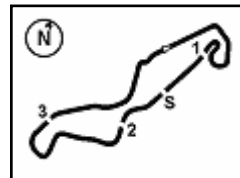
Seg. 4

1	81 L. STAPLEFORD	28.008
2	21 R. KRUMMENAC	28.329
3	111 K. SMITH	28.357
4	1 K. SOFUOGLU	28.470
5	25 A. BALDOLINI	28.559
6	2 P. JACOBSEN	28.740
7	69 O. JEZEK	28.885
8	4 G. REA	29.000
9	19 K. WAHR	29.082
10	87 L. ZANETTI	29.230
11	55 I. MIKHALCHIK	29.258

Seg. 5

1	1 K. SOFUOGLU	22.826
2	21 R. KRUMMENAC	22.883
3	81 L. STAPLEFORD	22.924
4	2 P. JACOBSEN	23.041
5	25 A. BALDOLINI	23.099
6	111 K. SMITH	23.166
7	69 O. JEZEK	23.390
8	87 L. ZANETTI	23.418
9	19 K. WAHR	23.488
10	4 G. REA	23.488
11	55 I. MIKHALCHIK	23.712





TT Circuit Assen 4.542 m

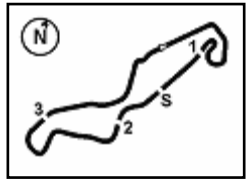
1 / 1

Dutch Round, 15-16-17 April 2016

World Supersport - Ideal Times Superpole 2

No. Rider	Nat	Bike	Seg. 1 Diff. 1	Seg. 2 Diff. 2	Seg. 3 Diff. 3	Seg. 4 Diff. 4	Seg. 5 Diff. 5	Ideal Time Best Lap	Pos.	Diff.
1 21 R. KRUMMENACHER	SUI	Kawasaki ZX-6R	32.701	5.966 0.042	9.367	28.329 0.012	22.883	1'39.246 1'39.300	2	0.054
2 81 L. STAPLEFORD	GBR	Triumph Daytona 675	32.779 0.157	5.955	9.652	28.008	22.924	1'39.318 1'39.475	3	0.157
3 1 K. SOFUOGLU	TUR	Kawasaki ZX-6R	32.611 0.097	5.993	9.437 0.146	28.470	22.826	1'39.337 1'39.580	4	0.243
4 25 A. BALDOLINI	ITA	MV Agusta F3 675	32.709	6.009 0.046	9.509 0.137	28.559	23.099 0.180	1'39.885 1'40.248	6	0.363
5 2 P. JACOBSEN	USA	Honda CBR600RR	32.802 0.067	5.918 0.003	9.526 0.003	28.740	23.041 0.065	1'40.027 1'40.165	5	0.138
6 111 K. SMITH	GBR	Honda CBR600RR	32.729	6.015 0.051	9.770	28.357 0.130	23.166 0.127	1'40.037 1'40.345	7	0.308
7 69 O. JEZEK	CZE	Kawasaki ZX-6R	32.889	5.999 0.054	9.795 0.006	28.885 0.134	23.390 0.118	1'40.958 1'41.270	8	0.312
8 4 G. REA	GBR	MV Agusta F3 675	33.348 0.034	5.954	9.688	29.000	23.488	1'41.478 1'41.512	9	0.034
9 87 L. ZANETTI	ITA	MV Agusta F3 675	33.283	6.010 0.041	9.868 0.083	29.230 0.080	23.418 0.042	1'41.809 1'42.055	10	0.246
10 19 K. WAHR	GER	Honda CBR600RR	33.337	6.162 0.009	9.951	29.082 0.008	23.488 0.047	1'42.020 1'42.084	11	0.064
11 55 I. MIKHALCHIK	UKR	Kawasaki ZX-6R	33.519 0.162	6.001	10.022	29.258	23.712 0.135	1'42.512 1'42.809	12	0.297
Overall Ideal Time			32.611	5.918	9.367	28.008	22.826	1'38.730		





TT Circuit Assen 4.542 m

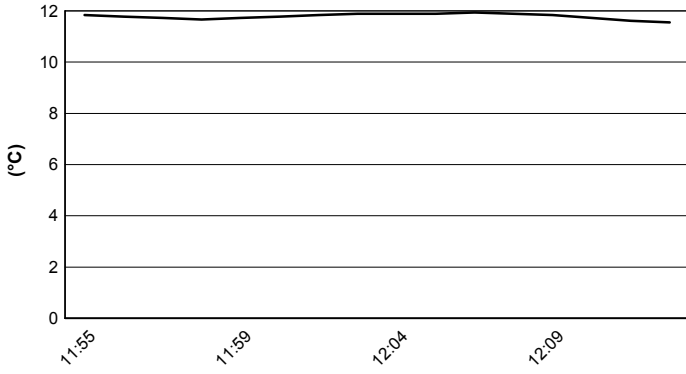
Dutch Round, 15-16-17 April 2016

World Supersport - Weather Report Superpole 2

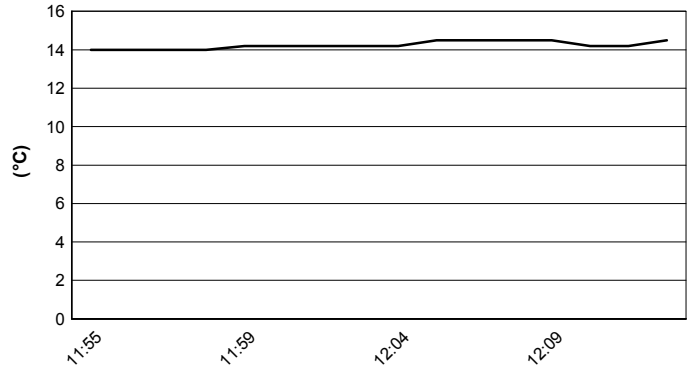
Session started 11:55

Session ended 12:13


Air Temperature



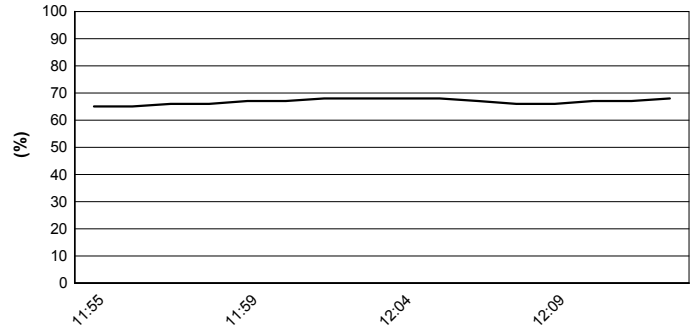
Track Temperature



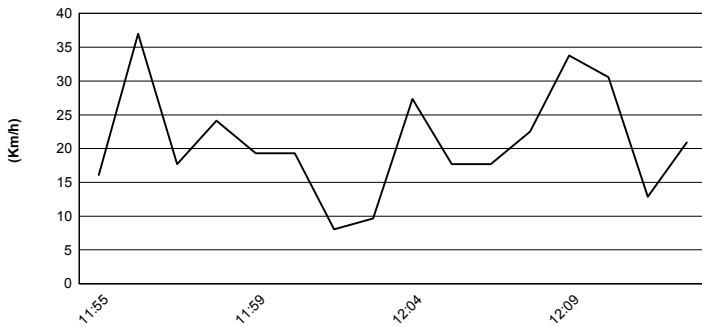
Air Pressure



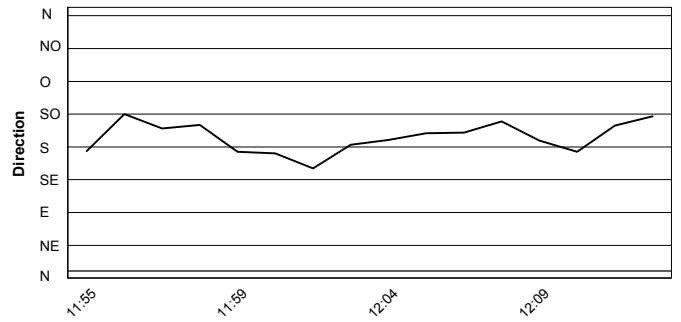
Humidity

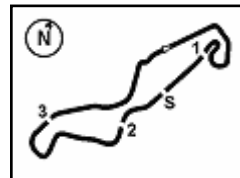


Wind Speed



Wind Direction



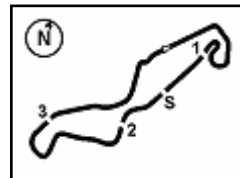


TT Circuit Assen 4.542 m

Dutch Round, 15-16-17 April 2016

World Supersport - TISSOT- Superpole Award Superpole 2

	Points	Points From First	Points From Previous	February 28 PHILLIP ISLAND	March 13 BURIRAM	April 3 ARAGON	April 17 ASSEN	May 1 IMOLA	May 15 SEPANG	May 29 DONINGTON PARK	June 19 MISANO	July 24 TBA	September 18 LAUSITZRING	October 2 MAGNY-COURS	October 16 JEREZ	October 28 LOSAIL				
1 SOFUOGLU Kenan (TUR)	82			25	16	25	16													
2 KRUMMENACHER Randy (SUI)	81	1		16	20	20	25													
3 JACOBSEN Patrick (USA)	59	23	22	20	13	13	13													
4 CLUZEL Jules (FRA)	52	30	7	8	25	16	3													
5 BALDOLINI Alex (ITA)	41	41	11	10	11	9	11													
6 ZANETTI Lorenzo (ITA)	28	54	13	11		10	7													
7 STAPLEFORD Luke (GBR)	27	55	1	1	6		20													
8 SMITH Kyle (GBR)	26	56	1	6	10		10													
9 TEROL Nicolas (ESP)	23	59	3	5	8	8	2													
10 REA Gino (GBR)	22	60	1		7	7	8													
11 GAMARINO Christian (ITA)	20	62	2	9		11														
12 WAHR Kevin (GER)	17	65	3	4	5	2	6													
13 CARICASULO Federico (ITA)	14	68	3	13	1															
14 JEZEK Ondrej (CZE)	11	71	3	2			9													
15 RYDE Kyle (GBR)	10	72	1	7		3														
16 WILAIROT Ratthapong (THA)	9	73	1		9															
17 WEST Anthony (AUS)	7	75	2	3			4													
18 ZACCONE Alessandro (ITA)	6	76	1			6														
19 MIKHALCHIK Illia (UKR)	6	76	0			1	5													
20 ROLFO Roberto (ITA)	5	77	1			5														
21 BASSANI Axel (ITA)	4	78	1			4														
22 OKUBO Hikari (JPN)	4	78	0		4															
23 KHAIRUDDIN Zulfahmi (MAS)	3	79	1		3															
24 KRAISART Decha (THA)	2	80	1		2															



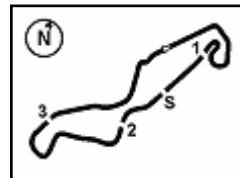
TT Circuit Assen 4.542 m

Dutch Round, 15-16-17 April 2016

World Supersport - TISSOT- Superpole Award Superpole 2

	Points	Points From First	Points From Previous	February 28 PHILLIP ISLAND	March 13 BURIRAM	April 3 ARAGON	April 17 ASSEN	May 1 IMOLA	May 15 SEPANG	May 29 DONINGTON PARK	June 19 MISANO	July 24 TBA	September 18 LAUSITZRING	October 2 MAGNY-COURS	October 16 JEREZ	October 28 LOSAIL			
25 BADOVINI Ayrton (ITA)	1	81	1				1												





Dutch Round, 15-16-17 April 2016

World Supersport - Superpole Ranking

TT Circuit Assen 4.542 m

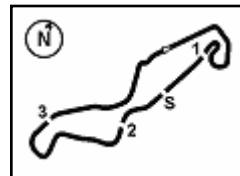
	2013	2014	2015	2016
01 Phillip Island	Lowes (Gbr) Yam 1'32.545 (172,9 Km/h)	Sofuoglu (Tur) Kaw 1'32.769 (172,5 Km/h)	Cluzel (Fra) Mva 1'33.379 (171,4 Km/h)	Sofuoglu (Tur) Kaw 1'33.142 (171,8 Km/h)
02 Buriram			Sofuoglu (Tur) Kaw 1'37.345 (168,4 Km/h)	Cluzel (Fra) Mva 1'38.383 (166,6 Km/h)
03 Aragon	Sofuoglu (Tur) Kaw 2'01.450 (158,4 Km/h)	Coghlan (Gbr) Yam 2'01.662 (158,1 Km/h)	Cluzel (Fra) Mva 1'53.138 (161,5 Km/h)	Sofuoglu (Tur) Kaw 1'54.000 (160,3 Km/h)
04 Assen	Lowes (Gbr) Yam 1'38.375 (166,2 Km/h)	Marino (Fra) Kaw 1'38.106 (166,7 Km/h)	Cluzel (Fra) Mva 1'38.015 (166,8 Km/h)	Krummenacher (Sui) Kaw 1'39.300 (164,7 Km/h)
05 Imola	Lowes (Gbr) Yam 1'50.404 (161,0 Km/h)	Cluzel (Fra) Mva 1'51.110 (159,9 Km/h)	Cluzel (Fra) Mva 1'50.856 (160,3 Km/h)	
06 Sepang		Cluzel (Fra) Mva 2'08.331 (155,5 Km/h)	Jacobsen (Usa) Hon 2'08.244 (155,6 Km/h)	
07 Donington	Lowes (Gbr) Yam 1'30.276 (160,4 Km/h)	van der Mark (Ned) Hon 1'46.220 (136,3 Km/h)	Sofuoglu (Tur) Kaw 1'29.925 (161,1 Km/h)	
08 Misano Adriatico		Cluzel (Fra) Mva 1'38.616 (154,3 Km/h)	Cluzel (Fra) Mva 1'37.482 (156,1 Km/h)	
09 Monza	Lowes (Gbr) Yam 1'47.899 (192,7 Km/h)			
11 Magny-Cours	Sofuoglu (Tur) Kaw 1'41.475 (156,5 Km/h)	Cluzel (Fra) Mva 1'40.550 (157,9 Km/h)	Jacobsen (Usa) Hon 2'00.197 (132,1 Km/h)	
12 Jerez	Lowes (Gbr) Yam 1'43.118 (154,4 Km/h)	van der Mark (Ned) Hon 1'44.293 (152,7 Km/h)	Sofuoglu (Tur) Kaw 1'43.528 (153,8 Km/h)	
13 Losail		Cluzel (Fra) Mva 2'01.851 (158,9 Km/h)	Sofuoglu (Tur) Kaw 2'00.989 (160,1 Km/h)	

2016

2	K. Sofuoglu
1	R. Krummenacher
1	J. Cluzel

ALL TIMES

25	K. Sofuoglu	3	K. Curtain	1	J. Vd Goorbergh
22	S. Charpentier	3	D. Salom	1	S. Sanna
17	B. Parkes	2	P. Bontempi	1	M. Fabrizio
17	J. Cluzel	2	V. Guareschi	1	C. Jones
15	K. Muggeridge	2	J. Teuchert	1	K. Coghlan
14	F. Foret	2	M. Lagrive	1	C. Davies
14	S. Lowes	2	L. Scassa	1	F. Marino
10	C. Crutchlow	2	J. Lascorz	1	R. Krummenacher
6	S. Chambon	2	M. Pirro		
6	E. Laverty	2	M. van der Mark		
5	P. Casoli	2	P. Jacobsen		
5	K. Fujiwara	1	J. Whitham		
5	C. Vermeulen	1	M. Meregalli		
3	R. Xaus	1	P. Riba		
3	I. MacPherson	1	C. Kellner		
3	A. Pitt	1	B. MacLeod		

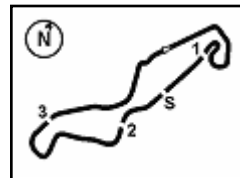


TT Circuit Assen 4.542 m

Dutch Round, 15-16-17 April 2016

World Supersport - Best Laps & Speeds

No.	Rider		Best Lap		FP1		FP2		FP3		SP1		SP2	
	Nat	Bike	laps	speed	laps	speed	laps	speed	laps	speed	laps	speed	laps	speed
1	21	KRUMMENACHER Randy	1'39.300		2'01.874		1'59.644		1'53.959		1'40.415		1'39.300	
	SUI	Kawasaki ZX-6R	46	243	16	236	10	240	7	236	7	241	6	243
2	81	STAPLEFORD Luke	1'39.475		2'02.367		1'59.606		2'00.763		1'40.315		1'39.475	
	GBR	Triumph Daytona 675	46	241	13	237	17	240	4	235	7	241	5	239
3	1	SOFUOGLU Kenan	1'39.580		1'56.628		1'55.338		1'52.439				1'39.580	
	TUR	Kawasaki ZX-6R	35	241	13	237	8	237	7	234			7	241
4	2	JACOBSEN Patrick	1'40.165		1'58.745		1'54.999		1'55.147				1'40.165	
	USA	Honda CBR600RR	49	241	17	240	19	241	5	236			8	241
5	25	BALDOLINI Alex	1'40.248		2'01.568		1'58.190		1'56.227				1'40.248	
	ITA	MV Agusta F3 675	41	237	14	235	15	234	6	233			6	237
6	111	SMITH Kyle	1'40.345		1'57.751		1'55.602		1'53.553				1'40.345	
	GBR	Honda CBR600RR	47	236	18	236	15	236	7	235			7	236
7	16	CLUZEL Jules	1'41.122		2'03.271		2'03.003		1'57.663		1'41.122			
	FRA	MV Agusta F3 675	24	242	7	237	6	238	5	237	6	242		
8	69	JEZEK Ondrej	1'41.270		2'00.001		1'56.634		1'56.084				1'41.270	
	CZE	Kawasaki ZX-6R	48	239	17	234	17	236	6	232			8	239
9	4	REA Gino	1'41.512		2'00.327		1'57.775		1'55.517				1'41.512	
	GBR	MV Agusta F3 675	48	240	16	232	18	236	7	236			7	240
10	88	TEROL Nicolas	1'41.671		2'02.861		1'59.294		1'59.008		1'41.671			
	ESP	MV Agusta F3 675	59	241	20	233	24	235	7	231	8	241		
11	86	BADOVINI Ayrtton	1'41.785		2'07.019		2'01.940				1'41.785			
	ITA	Honda CBR600RR	18	243	3	214	8	236			7	243		
12	61	ZACCONE Alessandro	1'41.816		2'01.284		2'01.122		1'59.651		1'41.816			
	ITA	Kawasaki ZX-6R	47	240	17	234	16	237	7	232	7	240		
13	44	ROLFO Roberto	1'41.920		2'03.171		2'00.829		1'57.561		1'41.920			
	ITA	MV Agusta F3 675	53	235	20	233	20	235	7	234	6	235		
14	87	ZANETTI Lorenzo	1'42.055		2'01.119		1'58.448		1'57.056				1'42.055	
	ITA	MV Agusta F3 675	46	239	16	237	18	239	6	234			6	239
15	19	WAHR Kevin	1'42.084		2'00.738		1'58.778						1'42.084	
	GER	Honda CBR600RR	32	234	15	232	9	234					8	232
16	11	GAMARINO Christian	1'42.164		2'04.122		1'59.010		2'03.195		1'42.164			
	ITA	Kawasaki ZX-6R	54	234	19	233	23	234	4	222	8	233		
17	6	STIRPE Davide	1'42.318		2'08.883		2'02.911		2'07.597		1'42.318			
	ITA	Kawasaki ZX-6R	55	241	20	216	21	234	6	217	8	241		
18	64	CARICASULO Federico	1'42.379		2'06.495		2'01.817		2'00.930		1'42.379			
	ITA	Honda CBR600RR	47	239	15	225	21	233	5	228	6	239		
19	77	RYDE Kyle	1'42.575		2'03.026		2'00.498		1'59.990		1'42.575			
	GBR	Yamaha YZF R6	50	243	16	234	21	235	7	233	6	243		
20	63	KHAIRUDDIN Zulfahmi	1'42.673		2'03.493		2'01.261		1'59.340		1'42.673			
	MAS	Kawasaki ZX-6R	32	239	15	235	5	235	5	234	7	239		
21	51	SCHOUTEN Bryan	1'42.730		2'05.996		1'59.329		1'57.385		1'42.730			
	NED	Yamaha YZF R6	60	237	21	229	25	236	7	231	7	237		



TT Circuit Assen 4.542 m

Dutch Round, 15-16-17 April 2016

World Supersport - Best Laps & Speeds

2 / 2

No.	Rider		Best Lap		FP1		FP2		FP3		SP1		SP2	
	Nat	Bike	laps	speed	laps	speed	laps	speed	laps	speed	laps	speed	laps	speed
22	47	BASSANI Axel	1'42.735		2'05.276		2'00.301		1'57.540		1'42.735			
	ITA	Kawasaki ZX-6R	52	244	19	234	23	238	7	234	3	244		
23	55	MIKHALCHIK Illia	1'42.809		2'01.804		1'57.090				1'42.809			
	UKR	Kawasaki ZX-6R	45	239	17	231	21	234			7	239		
24	71	BERGMAN Christoffer	1'43.697		2'03.956		1'59.678		1'57.592		1'43.697			
	SWE	Honda CBR600RR	51	234	19	232	18	234	7	230	7	233		
25	74	VAN SIKKELERUS Jaimie	1'44.158		2'05.551		2'02.114		2'00.712		1'44.158			
	NED	Yamaha YZF R6	58	233	21	225	22	230	7	225	8	233		
26	78	OKUBO Hikari	1'44.631		2'07.524		2'01.741		2'00.247		1'44.631			
	JPN	Honda CBR600RR	58	237	19	217	24	231	7	222	8	237		
27	119	CHROBAK Janos	1'45.258		2'05.684		1'59.803		2'01.298		1'45.258			
	HUN	MV Agusta F3 675	58	232	19	224	24	232	7	228	8	230		
28	35	HILL Stefan	1'45.489		2'05.473		1'59.978		1'59.105		1'45.489			
	GBR	Honda CBR600RR	42	232	15	224	13	228	7	226	7	232		
29	13	WEST Anthony	1'55.411		1'58.196		1'55.411							
	AUS	Yamaha YZF R6	35	240	19	240	16	240						
30	96	ORELLANA Javier	1'59.426		2'05.670		1'59.426							
	ESP	Honda CBR600RR	38	234	20	234	18	234						
31	83	EPIS Lachlan	2'03.296		2'11.791		2'03.296							
	AUS	Kawasaki ZX-6R	25	233	5	226	20	233						
32	7	LICCIARDI Angelo	2'01.454		2'05.859		2'03.355		2'01.454					
	BEL	Kawasaki ZX-6R	55	227	22	223	26	227	7	226				
33	23	TANGRE Cédric	2'01.323		2'05.827		2'04.266		2'01.323					
	FRA	Suzuki GSX-R600	39	230	18	226	16	230	5	228				
34	10	CALERO Nacho	2'03.354		2'08.008		2'04.674		2'03.354					
	ESP	Kawasaki ZX-6R	41	229	17	218	18	229	6	219				
35	84	CRESSON Loris	2'03.674		2'10.077		2'05.042		2'03.674					
	BEL	Kawasaki ZX-6R	32	231	20	229	7	231	5	228				
36	41	WAGNER Aiden	2'05.690		2'05.690									
	AUS	MV Agusta F3 675	13	227	13	227								
37	12	GOBBI Christopher	2'03.454		2'07.626		2'06.297		2'03.454					
	ITA	Yamaha YZF R6	28	222	12	212	10	222	6	215				
38	50	ORTT Braeden	2'11.559		2'17.052		2'11.559		2'13.726					
	CAN	Honda CBR600RR	27	228	16	224	6	228	5	222				