

TT Circuit Assen 4.542 m

1 / 2

Dutch Round, 15-16-17 April 2016

Superstock 1000 - Results Warm Up

No.	Rider	Nat	Team	Bike	Time	Gap	Rel.	Laps	Speed	
									Avg	Max
1	35 R. DE ROSA	ITA	Althea BMW Racing Team	BMW S 1000 RR	1'38.687			8	165,687	276,2
2	43 F. MASSEI	ITA	Team Trasimeno	Yamaha YZF R1	1'39.102	0.415	0.415	8	164,994	262,4
3	2 R. TAMBURINI	ITA	Nuova M2 Racing	Aprilia RSV4 RF	1'39.135	0.448	0.033	7	164,939	279,4
4	41 F. D'ANNUNZIO	ITA	FDA Racing Team	BMW S 1000 RR	1'39.168	0.481	0.033	8	164,884	269,0
5	74 K. CALIA	ITA	Nuova M2 Racing	Aprilia RSV4 RF	1'39.284	0.597	0.116	8	164,691	279,8
6	84 R. RUSSO	ITA	PATA Yamaha Official Stock Team	Yamaha YZF R1	1'39.376	0.689	0.092	7	164,539	270,0
7	12 M. RINALDI	ITA	Aruba.it Racing - Junior Team	Ducati Panigale R	1'39.674	0.987	0.298	8	164,047	272,0
8	5 M. FACCANI	ITA	Triple-M Racing	Ducati Panigale R	1'39.811	1.124	0.137	4	163,822	272,0
9	77 W. TESSELS	NED	MTM / HS Kawasaki	Kawasaki ZX-10R	1'39.901	1.214	0.090	8	163,674	262,4
10	121 A. ANDREOZZI	ITA	Team Pedercini	Kawasaki ZX-10R	1'39.943	1.256	0.042	8	163,605	262,7
11	67 B. STARING	AUS	Agro On-Benjan-Kawasaki	Kawasaki ZX-10R	1'40.012	1.325	0.069	8	163,492	272,7
12	87 L. MARCONI	ITA	Team Trasimeno	Yamaha YZF R1	1'40.159	1.472	0.147	8	163,252	272,4
13	4 D. DE BOER	NED	SWPN	Yamaha YZF R1	1'40.202	1.515	0.043	8	163,182	266,6
14	70 L. VITALI	ITA	Team 2R Racing	BMW S 1000 RR	1'40.215	1.528	0.013	8	163,161	272,0
15	123 L. SALVADORI	ITA	GP Project	Aprilia RSV4 RF	1'40.363	1.676	0.148	8	162,921	271,7
16	11 J. GUARNONI	FRA	Pedercini Racing Kawasaki	Kawasaki ZX-10R	1'40.390	1.703	0.027	8	162,877	266,6
17	111 N. WALRAVEN	NED	Stichting Walraven Racing	Honda CBR1000RR SP	1'40.392	1.705	0.002	8	162,874	261,4
18	23 C. PONSSON	FRA	Pedercini Racing Kawasaki	Kawasaki ZX-10R	1'40.451	1.764	0.059	8	162,778	266,0
19	16 G. BLACK	GBR	MTM / HS Kawasaki	Kawasaki ZX-10R	1'40.460	1.773	0.009	8	162,763	268,3
20	45 J. METCHER	AUS	Kawasaki Puccetti Racing	Kawasaki ZX-10R	1'40.668	1.981	0.208	6	162,427	265,3
21	59 A. MANTOVANI	ITA	Guandalini Racing Yamaha	Yamaha YZF R1	1'40.707	2.020	0.039	8	162,364	270,0
22	3 S. SUCHET	SUI	Berclaz Racing by MotoXracing	Yamaha YZF R1	1'40.985	2.298	0.278	8	161,917	274,1
23	47 R. HARTOG	NED	Team Hartog - Jenik - Against Cance	Kawasaki ZX-10R	1'41.161	2.474	0.176	8	161,635	260,5
24	69 D. MCFADDEN	RSA	Agro On-Benjan-Kawasaki	Kawasaki ZX-10R	1'41.206	2.519	0.045	8	161,564	263,4
25	32 M. MOSER	GER	Triple-M Racing	Ducati Panigale R	1'41.227	2.540	0.021	7	161,530	258,6
26	36 L. MERCADO	ARG	Aruba.it Racing - Junior Team	Ducati Panigale R	1'41.282	2.595	0.055	6	161,442	275,5
27	58 E. PUSCEDDU	ITA	SK-Racing Team by Barni	Ducati Panigale R	1'41.426	2.739	0.144	4	161,213	268,6
28	93 R. MERCANDELLI	ITA	Team Pedercini	Kawasaki ZX-10R	1'41.465	2.778	0.039	8	161,151	265,6
29	51 E. VIONNET	SUI	Motos Vionnet	BMW S 1000 RR	1'41.509	2.822	0.044	8	161,081	268,3
30	19 J. PUFFE	GER	Agro On-Benjan-Kawasaki	Kawasaki ZX-10R	1'41.631	2.944	0.122	8	160,888	270,7
31	13 F. SANCHIONI	ITA	PUNTO MOTO Corse by Clasitaly	Kawasaki ZX-10R	1'42.025	3.338	0.394	8	160,267	262,1
32	99 F. CAVALLI	ITA	PUNTO MOTO Corse by Clasitaly	Kawasaki ZX-10R	1'42.362	3.675	0.337	8	159,739	269,6
33	6 A. SIMONESCHI	ITA	BWG Racing	Kawasaki ZX-10R	1'42.739	4.052	0.377	8	159,153	265,3
34	52 G. DUWELZ	BEL	D.K. Racing	BMW S 1000 RR	1'43.786	5.099	1.047	5	157,547	261,8
35	9 T. FINSTERBUSCH	GER	BCC-Racing Team	Kawasaki ZX-10R	1'43.847	5.160	0.061	8	157,455	266,0
36	26 M. SBAIZ	ITA	Berclaz Racing by MotoXracing	Yamaha YZF R1	1'45.884	7.197	2.037	7	154,426	266,0

Qualifying Lap Time (107% of 1'38.687): 1'45.596

AIR	Humidity:	74%	Temp:	7°C
TRACK	Condition:	Dry	Temp:	9°C

17/04/2016 Start 09:55 End 10:12

The results are provisional until the end of the time limit for protests and appeals and the completion of the technical checks.

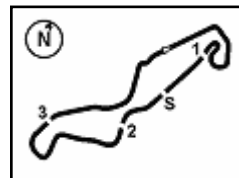
FICR PERUGIA TIMING



Official Tyre Supplier



Official Timekeeper



Dutch Round, 15-16-17 April 2016 Superstock 1000 - Results Warm Up

Session Highlights

09.55.12 Start
 10.06.15 Sanchioni On the Gravel - Re-Joined - Turn 5
 10.12.41 End Of Session

Fastest Laps Sequence

No.	Rider	Nat	Team	Bike	Local Time	Time	Gap	Avg
77	W. TESSELS	NED	MTM / HS Kawasaki	Kawasaki ZX-10R	09:58'25.366	1'41.772		160,665
111	N. WALRAVEN	NED	Stichting Walraven Racing	Honda CBR1000RR SP	09:58'25.446	1'41.596	-0.176	160,943
84	R. RUSSO	ITA	PATA Yamaha Official Stock Team	Yamaha YZF R1	09:58'55.661	1'40.429	-1.167	162,814
84	R. RUSSO	ITA	PATA Yamaha Official Stock Team	Yamaha YZF R1	10:00'35.037	1'39.376	-1.053	164,539
35	R. DE ROSA	ITA	Althea BMW Racing Team	BMW S 1000 RR	10:00'44.861	1'39.180	-0.196	164,864
35	R. DE ROSA	ITA	Althea BMW Racing Team	BMW S 1000 RR	10:02'24.022	1'39.161	-0.019	164,895
35	R. DE ROSA	ITA	Althea BMW Racing Team	BMW S 1000 RR	10:04'03.020	1'38.998	-0.163	165,167
35	R. DE ROSA	ITA	Althea BMW Racing Team	BMW S 1000 RR	10:09'00.925	1'38.687	-0.311	165,687

17/04/2016 Start
09:55

End
10:12

The results are provisional until the end of the time limit for protests and appeals and the completion of the technical checks.

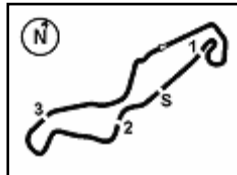
FICR PERUGIA TIMING



Official Tyre Supplier



Official Timekeeper



TT Circuit Assen 4.542 m

Dutch Round, 15-16-17 April 2016

Superstock 1000 - Best Sector & Speed Warm Up

Best Lap

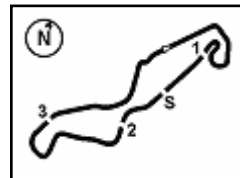
1	35 R. DE ROSA	BMW S 1000 RR	1'38.687
2	43 F. MASSEI	Yamaha YZF R1	1'39.102
3	2 R. TAMBURINI	Aorilia RSV4 RF	1'39.135
4	41 F. D'ANNUNZIO	BMW S 1000 RR	1'39.168
5	74 K. CALIA	Aorilia RSV4 RF	1'39.284
6	84 R. RUSSO	Yamaha YZF R1	1'39.376
7	12 M. RINALDI	Ducati Panigale R	1'39.674
8	5 M. FACCANI	Ducati Panigale R	1'39.811
9	77 W. TESSELS	Kawasaki ZX-10R	1'39.901
10	121 A. ANDREOZZI	Kawasaki ZX-10R	1'39.943
11	67 B. STARING	Kawasaki ZX-10R	1'40.012
12	87 L. MARCONI	Yamaha YZF R1	1'40.159
13	4 D. DE BOER	Yamaha YZF R1	1'40.202
14	70 L. VITALI	BMW S 1000 RR	1'40.215
15	123 L. SALVADORI	Aorilia RSV4 RF	1'40.363
16	11 J. GUARNONI	Kawasaki ZX-10R	1'40.390
17	111 N. WALRAVEN	Honda CBR1000RR SP	1'40.392
18	23 C. PONSSON	Kawasaki ZX-10R	1'40.451
19	16 G. BLACK	Kawasaki ZX-10R	1'40.460
20	45 J. METCHER	Kawasaki ZX-10R	1'40.668
21	59 A. MANTOVANI	Yamaha YZF R1	1'40.707
22	3 S. SUCHET	Yamaha YZF R1	1'40.985
23	47 R. HARTOG	Kawasaki ZX-10R	1'41.161
24	69 D. MCFADDEN	Kawasaki ZX-10R	1'41.206
25	32 M. MOSER	Ducati Panigale R	1'41.227
26	36 L. MERCADO	Ducati Panigale R	1'41.282
27	58 E. PUSCEDDU	Ducati Panigale R	1'41.426
28	93 R. MERCANDELLI	Kawasaki ZX-10R	1'41.465
29	51 E. VIONNET	BMW S 1000 RR	1'41.509
30	19 J. PUFFE	Kawasaki ZX-10R	1'41.631
31	13 F. SANCHIONI	Kawasaki ZX-10R	1'42.025
32	99 F. CAVALLI	Kawasaki ZX-10R	1'42.362
33	6 A. SIMONESCHI	Kawasaki ZX-10R	1'42.739
34	52 G. DUWELZ	BMW S 1000 RR	1'43.786
35	9 T. FINSTERBUSCH	Kawasaki ZX-10R	1'43.847
36	26 M. SBAIZ	Yamaha YZF R1	1'45.884

Top Speeds

1	74 K. CALIA	Aorilia RSV4 RF	279.8
2	2 R. TAMBURINI	Aorilia RSV4 RF	279.4
3	35 R. DE ROSA	BMW S 1000 RR	276.2
4	36 L. MERCADO	Ducati Panigale R	275.5
5	3 S. SUCHET	Yamaha YZF R1	274.1
6	67 B. STARING	Kawasaki ZX-10R	272.7
7	87 L. MARCONI	Yamaha YZF R1	272.4
8	12 M. RINALDI	Ducati Panigale R	272.0
9	5 M. FACCANI	Ducati Panigale R	272.0
10	70 L. VITALI	BMW S 1000 RR	272.0
11	123 L. SALVADORI	Aorilia RSV4 RF	271.7
12	19 J. PUFFE	Kawasaki ZX-10R	270.7
13	84 R. RUSSO	Yamaha YZF R1	270.0
14	59 A. MANTOVANI	Yamaha YZF R1	270.0
15	99 F. CAVALLI	Kawasaki ZX-10R	269.6
16	41 F. D'ANNUNZIO	BMW S 1000 RR	269.0
17	58 E. PUSCEDDU	Ducati Panigale R	268.6
18	16 G. BLACK	Kawasaki ZX-10R	268.3
19	51 E. VIONNET	BMW S 1000 RR	268.3
20	11 J. GUARNONI	Kawasaki ZX-10R	266.6
21	4 D. DE BOER	Yamaha YZF R1	266.6
22	23 C. PONSSON	Kawasaki ZX-10R	266.0
23	26 M. SBAIZ	Yamaha YZF R1	266.0
24	9 T. FINSTERBUSCH	Kawasaki ZX-10R	266.0
25	93 R. MERCANDELLI	Kawasaki ZX-10R	265.6
26	45 J. METCHER	Kawasaki ZX-10R	265.3
27	6 A. SIMONESCHI	Kawasaki ZX-10R	265.3
28	69 D. MCFADDEN	Kawasaki ZX-10R	263.4
29	121 A. ANDREOZZI	Kawasaki ZX-10R	262.7
30	77 W. TESSELS	Kawasaki ZX-10R	262.4
31	43 F. MASSEI	Yamaha YZF R1	262.4
32	13 F. SANCHIONI	Kawasaki ZX-10R	262.1
33	52 G. DUWELZ	BMW S 1000 RR	261.8
34	111 N. WALRAVEN	Honda CBR1000RR SP	261.4
35	47 R. HARTOG	Kawasaki ZX-10R	260.5
36	32 M. MOSER	Ducati Panigale R	258.6

Seg. 1		Seg. 2		Seg. 3		Seg. 4		Seg. 5			
1	41 F. D'ANNUNZIO	32.259	1	74 K. CALIA	5.204	1	35 R. DE ROSA	28.434	1	43 F. MASSEI	22.726
2	35 R. DE ROSA	32.364	2	35 R. DE ROSA	5.226	2	43 F. MASSEI	28.459	2	74 K. CALIA	22.848
3	2 R. TAMBURINI	32.404	3	2 R. TAMBURINI	5.277	3	84 R. RUSSO	28.557	3	5 M. FACCANI	22.880
4	84 R. RUSSO	32.516	4	36 L. MERCADO	5.294	4	5 M. FACCANI	28.593	4	2 R. TAMBURINI	22.928
5	12 M. RINALDI	32.543	5	4 D. DE BOER	5.307	5	77 W. TESSELS	28.598	5	35 R. DE ROSA	22.934
6	43 F. MASSEI	32.643	6	87 L. MARCONI	5.322	6	12 M. RINALDI	28.703	6	111 N. WALRAVEN	22.977
7	74 K. CALIA	32.770	7	3 S. SUCHET	5.324	7	67 B. STARING	28.730	7	84 R. RUSSO	22.994
8	123 L. SALVADORI	32.772	8	67 B. STARING	5.335	8	23 C. PONSSON	28.771	8	4 D. DE BOER	23.027
9	5 M. FACCANI	32.772	9	51 E. VIONNET	5.340	9	121 A. ANDREOZZI	28.778	9	121 A. ANDREOZZI	23.044
10	70 L. VITALI	32.779	10	59 A. MANTOVANI	5.346	10	87 L. MARCONI	28.812	10	23 C. PONSSON	23.072
11	77 W. TESSELS	32.800	11	12 M. RINALDI	5.352	11	11 J. GUARNONI	28.812	11	41 F. D'ANNUNZIO	23.082
12	59 A. MANTOVANI	32.878	12	41 F. D'ANNUNZIO	5.353	12	74 K. CALIA	28.832	12	77 W. TESSELS	23.125
13	121 A. ANDREOZZI	32.880	13	70 L. VITALI	5.365	13	41 F. D'ANNUNZIO	28.836	13	11 J. GUARNONI	23.127
14	4 D. DE BOER	32.896	14	58 E. PUSCEDDU	5.366	14	2 R. TAMBURINI	28.841	14	45 J. METCHER	23.173
15	67 B. STARING	32.923	15	16 G. BLACK	5.369	15	111 N. WALRAVEN	28.847	15	12 M. RINALDI	23.186
16	11 J. GUARNONI	33.021	16	84 R. RUSSO	5.372	16	16 G. BLACK	28.860	16	47 R. HARTOG	23.212
17	87 L. MARCONI	33.033	17	5 M. FACCANI	5.381	17	70 L. VITALI	28.901	17	67 B. STARING	23.224
18	16 G. BLACK	33.056	18	123 L. SALVADORI	5.405	18	4 D. DE BOER	28.937	18	87 L. MARCONI	23.228
19	111 N. WALRAVEN	33.110	19	23 C. PONSSON	5.417	19	45 J. METCHER	28.972	19	123 L. SALVADORI	23.235
20	58 E. PUSCEDDU	33.131	20	43 F. MASSEI	5.426	20	3 S. SUCHET	28.989	20	16 G. BLACK	23.299
21	69 D. MCFADDEN	33.185	21	11 J. GUARNONI	5.427	21	32 M. MOSER	29.000	21	36 L. MERCADO	23.307
22	3 S. SUCHET	33.195	22	47 R. HARTOG	5.429	22	47 R. HARTOG	29.063	22	3 S. SUCHET	23.323
23	45 J. METCHER	33.237	23	99 F. CAVALLI	5.437	23	93 R. MERCANDELLI	29.114	23	59 A. MANTOVANI	23.326
24	23 C. PONSSON	33.268	24	19 J. PUFFE	5.448	24	123 L. SALVADORI	29.124	24	32 M. MOSER	23.368
25	51 E. VIONNET	33.282	25	111 N. WALRAVEN	5.448	25	59 A. MANTOVANI	29.125	25	19 J. PUFFE	23.418
26	93 R. MERCANDELLI	33.336	26	6 A. SIMONESCHI	5.452	26	19 J. PUFFE	29.203	26	70 L. VITALI	23.439
27	47 R. HARTOG	33.350	27	26 M. SBAIZ	5.475	27	99 F. CAVALLI	29.250	27	93 R. MERCANDELLI	23.480
28	32 M. MOSER	33.411	28	52 G. DUWELZ	5.478	28	69 D. MCFADDEN	29.257	28	99 F. CAVALLI	23.481
29	36 L. MERCADO	33.421	29	121 A. ANDREOZZI	5.479	29	13 F. SANCHIONI	29.277	29	69 D. MCFADDEN	23.491
30	13 F. SANCHIONI	33.527	30	45 J. METCHER	5.487	30	36 L. MERCADO	29.288	30	51 E. VIONNET	23.494
31	19 J. PUFFE	33.545	31	9 T. FINSTERBUSCH	5.488	31	51 E. VIONNET	29.306	31	13 F. SANCHIONI	23.575
32	6 A. SIMONESCHI	33.712	32	69 D. MCFADDEN	5.494	32	58 E. PUSCEDDU	29.307	32	58 E. PUSCEDDU	23.586
33	99 F. CAVALLI	33.971	33	13 F. SANCHIONI	5.506	33	6 A. SIMONESCHI	29.394	33	52 G. DUWELZ	23.860
34	9 T. FINSTERBUSCH	34.126	34	93 R. MERCANDELLI	5.512	34	9 T. FINSTERBUSCH	29.489	34	6 A. SIMONESCHI	23.927
35	52 G. DUWELZ	34.157	35	77 W. TESSELS	5.521	35	26 M. SBAIZ	29.811	35	9 T. FINSTERBUSCH	23.930
36	26 M. SBAIZ	34.500	36	32 M. MOSER	5.553	36	52 G. DUWELZ	30.292	36	26 M. SBAIZ	24.674





TT Circuit Assen 4.542 m

Dutch Round, 15-16-17 April 2016

Superstock 1000 - Ideal Times Warm Up

1 / 2

No. Rider	Nat	Bike	Seg. 1 Diff. 1	Seg. 2 Diff. 2	Seg. 3 Diff. 3	Seg. 4 Diff. 4	Seg. 5 Diff. 5	Ideal Time Best Lap	Pos.	Diff.
1 35 R. DE ROSA	ITA	BMW S 1000 RR	32.364 0.166	5.226	9.477	28.434 0.086	22.934	1'38.435 1'38.687	1	0.252
2 41 F. D'ANNUNZIO	ITA	BMW S 1000 RR	32.259 0.160	5.353 0.083	9.677 0.040	28.459 0.055	23.082	1'38.830 1'39.168	4	0.338
3 43 F. MASSEI	ITA	Yamaha YZF R1	32.643	5.426 0.014	9.496 0.114	28.593	22.726 0.090	1'38.884 1'39.102	2	0.218
4 84 R. RUSSO	ITA	Yamaha YZF R1	32.516	5.372 0.029	9.497 0.113	28.598 0.147	22.994 0.110	1'38.977 1'39.376	6	0.399
5 2 R. TAMBURINI	ITA	Aprilia RSV4 RF	32.404 0.136	5.277 0.004	9.683	28.703	22.928	1'38.995 1'39.135	3	0.140
6 74 K. CALIA	ITA	Aprilia RSV4 RF	32.770	5.204	9.673	28.557 0.187	22.848 0.045	1'39.052 1'39.284	5	0.232
7 12 M. RINALDI	ITA	Ducati Panigale R	32.543 0.180	5.352 0.006	9.540 0.058	28.778	23.186 0.031	1'39.399 1'39.674	7	0.275
8 5 M. FACCANI	ITA	Ducati Panigale R	32.772	5.381	9.532 0.017	29.114 0.079	22.880 0.036	1'39.679 1'39.811	8	0.132
9 77 W. TESSELS	NED	Kawasaki ZX-10R	32.800	5.521 0.044	9.534 0.017	28.812 0.016	23.125 0.032	1'39.792 1'39.901	9	0.109
10 67 B. STARING	AUS	Kawasaki ZX-10R	32.923 0.078	5.335 0.118	9.588	28.730	23.224 0.016	1'39.800 1'40.012	11	0.212
11 121 A. ANDREOZZI	ITA	Kawasaki ZX-10R	32.880	5.479 0.031	9.638 0.030	28.841	23.044	1'39.882 1'39.943	10	0.061
12 4 D. DE BOER	NED	Yamaha YZF R1	32.896 0.122	5.307 0.103	9.707	29.000	23.027 0.040	1'39.937 1'40.202	13	0.265
13 123 L. SALVADORI	ITA	Aprilia RSV4 RF	32.772 0.190	5.405 0.003	9.791 0.003	28.847 0.108	23.235 0.009	1'40.050 1'40.363	15	0.313
14 87 L. MARCONI	ITA	Yamaha YZF R1	33.033	5.322	9.651 0.089	28.832	23.228 0.004	1'40.066 1'40.159	12	0.093
15 111 N. WALRAVEN	NED	Honda CBR1000RR SP	33.110 0.035	5.448 0.080	9.693	28.860 0.138	22.977 0.051	1'40.088 1'40.392	17	0.304
16 70 L. VITALI	ITA	BMW S 1000 RR	32.779	5.365 0.018	9.699	28.812	23.439 0.103	1'40.094 1'40.215	14	0.121
17 11 J. GUARNONI	FRA	Kawasaki ZX-10R	33.021 0.013	5.427 0.062	9.671	28.901 0.024	23.127 0.144	1'40.147 1'40.390	16	0.243
18 16 G. BLACK	GBR	Kawasaki ZX-10R	33.056 0.099	5.369 0.056	9.697	28.771 0.113	23.299	1'40.192 1'40.460	19	0.268
19 59 A. MANTOVANI	ITA	Yamaha YZF R1	32.878 0.293	5.346 0.002	9.810 0.132	28.836 0.084	23.326	1'40.196 1'40.707	21	0.511
20 23 C. PONSSON	FRA	Kawasaki ZX-10R	33.268	5.417 0.079	9.620	28.939 0.056	23.072	1'40.316 1'40.451	18	0.135
21 45 J. METCHER	AUS	Kawasaki ZX-10R	33.237	5.487 0.031	9.751	28.989	23.173	1'40.637 1'40.668	20	0.031
22 3 S. SUCHET	SUI	Yamaha YZF R1	33.195	5.324 0.078	9.759 0.166	29.114 0.026	23.323	1'40.715 1'40.985	22	0.270
23 69 D. MCFADDEN	RSA	Kawasaki ZX-10R	33.185	5.494 0.031	9.823	28.972 0.111	23.491 0.099	1'40.965 1'41.206	24	0.241
24 47 R. HARTOG	NED	Kawasaki ZX-10R	33.350 0.009	5.429 0.027	9.783	29.288 0.063	23.212	1'41.062 1'41.161	23	0.099
25 36 L. MERCADO	ARG	Ducati Panigale R	33.421 0.155	5.294	9.848	29.257	23.307	1'41.127 1'41.282	26	0.155
26 32 M. MOSER	GER	Ducati Panigale R	33.411 0.037	5.553 0.015	9.780	29.063	23.368	1'41.175 1'41.227	25	0.052
27 51 E. VIONNET	SUI	BMW S 1000 RR	33.282	5.340 0.045	9.932	29.127 0.060	23.494 0.229	1'41.175 1'41.509	29	0.334
28 58 E. PUSCEDDU	ITA	Ducati Panigale R	33.131	5.366 0.026	9.938	29.277	23.586 0.102	1'41.298 1'41.426	27	0.128
29 93 R. MERCANDELLI	ITA	Kawasaki ZX-10R	33.336	5.512 0.046	9.784	29.250 0.029	23.480 0.028	1'41.362 1'41.465	28	0.103
30 19 J. PUFFE	GER	Kawasaki ZX-10R	33.545 0.013	5.448 0.026	9.811 0.063	29.307	23.418	1'41.529 1'41.631	30	0.102
31 13 F. SANCHIONI	ITA	Kawasaki ZX-10R	33.527	5.506 0.037	9.829 0.142	29.306	23.575 0.103	1'41.743 1'42.025	31	0.282
32 99 F. CAVALLI	ITA	Kawasaki ZX-10R	33.971 0.023	5.437 0.066	9.821	29.394 0.169	23.481	1'42.104 1'42.362	32	0.258
33 6 A. SIMONESCHI	ITA	Kawasaki ZX-10R	33.712	5.452 0.069	10.010 0.126	29.203 0.240	23.927	1'42.304 1'42.739	33	0.435

17/04/2016

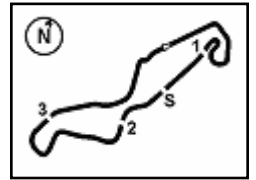
FICR PERUGIA TIMING



Official Tyre Supplier



Official Timekeeper



TT Circuit Assen 4.542 m

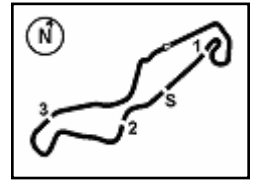
2 / 2

Dutch Round, 15-16-17 April 2016

Superstock 1000 - Ideal Times Warm Up

No. Rider	Nat	Bike	Seg. 1 Diff. 1	Seg. 2 Diff. 2	Seg. 3 Diff. 3	Seg. 4 Diff. 4	Seg. 5 Diff. 5	Ideal Time Best Lap	Pos.	Diff.	
34	52 G. DUWELZ	BEL	BMW S 1000 RR	34.157	5.478 0.058	10.240 0.132	29.489	23.860 0.372	1'43.224 1'43.786	34	0.562
35	9 T. FINSTERBUSCH	GER	Kawasaki ZX-10R	34.126	5.488 0.102	10.020	29.811 0.122	23.930 0.248	1'43.375 1'43.847	35	0.472
36	26 M. SBAIZ	ITA	Yamaha YZF R1	34.500 0.478	5.475 0.027	10.200 0.024	30.292 0.214	24.674	1'45.141 1'45.884	36	0.743
Overall Ideal Time				32.259	5.204	9.477	28.434	22.726	1'38.100		





TT Circuit Assen 4.542 m

Dutch Round, 15-16-17 April 2016

Superstock 1000 - Chronological Analysis Warm Up

3 / 3

1	35.088	5.341	10.229	29.807	24.136	1'44.601	263.0	9:58'39.268	2	34.652	5.519	10.200	30.578	25.380	1'46.329	264.0	10:00'29.759
2	33.795	5.352	9.988	29.127	23.719	1'41.981	268.3	10:00'21.249	3	34.826	5.475	10.384	30.292	25.109	1'46.086	260.2	10:02'15.845
3	34.057	5.340	10.035	29.276	24.132	1'42.840	258.0	10:02'04.089	4	34.500	5.567	10.260	30.647	24.922	1'45.896	262.4	10:04'01.741
4	33.511	5.379	10.053	29.457	23.747	1'42.147	267.3	10:03'46.236	5	34.646	5.529	11.241	35.002	24.537	1'50.955 P	259.2	10:05'52.696
5	33.567	5.357	10.033	29.283	23.691	1'41.931	263.0	10:05'28.167	6	2'10.884	5.673	10.767	34.247	25.577	3'27.148 P	255.2	10:09'19.844
6	33.549	5.422	10.150	29.203	23.964	1'42.288	252.5	10:07'10.455	7	35.367	5.551	10.478	31.038	25.369	1'47.803	265.0	10:11'07.647
7	33.922	5.410	9.985	29.251	23.494	1'42.062	268.0	10:08'52.517									
8	33.282	5.385	9.932	29.187	23.723	1'41.509	268.3	10:10'34.026									

30° 19 J. PUFFE (1'41.631)

Lap	Seg. 1	Seg. 2	Seg. 3	Seg. 4	Seg. 5	Lap Time	km/h	Local Time
1	34.364	5.538	10.815	31.238	24.447	1'44.167	270.7	9:56'52.723
2	34.236	5.463	9.928	29.316	23.580	1'42.523	268.0	10:00'19.413
3	33.938	5.450	9.865	29.387	23.766	1'42.406	270.3	10:02'01.819
4	34.039	5.502	9.811	30.733	24.158	1'44.243	269.0	10:03'46.062
5	33.545	5.448	9.873	29.332	23.738	1'41.936	269.6	10:05'27.998
6	33.558	5.474	9.874	29.307	23.418	1'41.631	267.6	10:07'09.629
7	33.614	5.475	9.836	29.315	23.431	1'41.671	266.6	10:08'51.300
8	33.677	5.453	9.834	29.335	23.512	1'41.811	267.6	10:10'33.111

31° 13 F. SANCHIONI (1'42.025)

Lap	Seg. 1	Seg. 2	Seg. 3	Seg. 4	Seg. 5	Lap Time	km/h	Local Time
1	35.710	5.727	11.488	31.063	24.400	1'44.933	262.1	9:58'35.667
2	34.097	5.529	9.987	29.538	23.969	1'43.120	259.6	10:00'18.787
3	34.153	5.550	9.829	29.591	23.682	1'42.805	260.2	10:02'01.592
4	33.735	5.510	9.999	29.498	23.729	1'42.471	259.2	10:03'44.063
5	33.527	5.543	9.971	29.306	23.678	1'42.025	260.5	10:05'26.088
6	56.932	8.902	16.382	38.191	24.884	2'25.291	155.0	10:07'51.379
7	40.679	10.327	11.323	33.172	24.026	1'59.527	168.6	10:09'50.906
8	34.006	5.608	9.984	29.499	23.655	1'42.752	255.9	10:11'33.658

32° 99 F. CAVALLI (1'42.362)

Lap	Seg. 1	Seg. 2	Seg. 3	Seg. 4	Seg. 5	Lap Time	km/h	Local Time
1	35.557	5.569	10.768	31.123	25.086	1'44.970	269.6	9:56'54.033
2	34.366	5.467	9.948	30.013	23.985	1'44.970	269.6	9:58'39.003
3	34.163	5.474	9.864	29.394	24.078	1'42.973	269.0	10:00'21.827
4	33.971	5.437	9.940	29.643	23.922	1'42.913	268.6	10:02'04.800
5	34.302	5.480	9.867	29.646	23.879	1'43.174	267.0	10:03'47.713
6	33.994	5.503	9.821	29.563	23.481	1'42.362	265.6	10:05'30.887
7	34.102	5.446	9.933	29.549	23.528	1'42.558	269.6	10:07'13.249
8	34.201	5.490	9.836	29.476	23.731	1'42.734	267.0	10:08'55.807
								10:10'38.541

33° 6 A. SIMONESCHI (1'42.739)

Lap	Seg. 1	Seg. 2	Seg. 3	Seg. 4	Seg. 5	Lap Time	km/h	Local Time
1	35.751	5.750	11.260	31.297	25.434	1'46.435	239.1	9:56'50.288
2	34.654	5.486	10.550	30.187	24.461	1'46.435	259.2	9:58'36.723
3	34.654	5.509	10.322	29.684	24.199	1'44.368	254.3	10:00'21.091
4	33.962	5.479	10.010	29.203	24.227	1'42.881	265.3	10:02'03.972
5	34.020	5.501	10.325	29.759	24.293	1'43.898	262.4	10:03'47.870
6	34.427	5.452	10.202	29.550	24.050	1'43.681	264.0	10:05'31.551
7	33.813	5.505	10.596	29.498	24.142	1'43.554	263.4	10:07'15.105
8	33.712	5.521	10.136	29.443	23.927	1'42.739	261.8	10:08'57.844
								10:10'41.532

34° 52 G. DUWELZ (1'43.786)

Lap	Seg. 1	Seg. 2	Seg. 3	Seg. 4	Seg. 5	Lap Time	km/h	Local Time
1	3'12.358	5.533	11.798	34.313	23.951	247.0	247.0	9:56'51.518
2	36.217	5.494	11.159	31.128	25.471	4'25.312 P	258.6	10:01'16.830
3	34.157	5.536	10.372	30.432	24.522	1'47.824	258.9	10:03'04.654
4	37.643	5.582	10.732	29.489	24.232	1'43.786	258.9	10:04'48.440
5	2'55.988	5.478	10.732	30.599	22.511	1'47.067 P	258.3	10:06'35.507
						4'05.199 P	261.8	10:10'40.706

35° 9 T. FINSTERBUSCH (1'43.847)

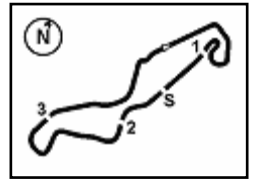
Lap	Seg. 1	Seg. 2	Seg. 3	Seg. 4	Seg. 5	Lap Time	km/h	Local Time
1	35.533	5.528	11.182	31.905	24.948	1'46.807	250.5	9:56'56.027
2	34.874	5.488	10.526	30.941	24.319	1'46.807	258.0	9:58'42.834
3	34.918	5.504	10.334	30.434	24.711	1'45.857	261.4	10:00'28.691
4	34.918	5.538	10.439	30.027	24.140	1'45.062	262.1	10:02'13.753
5	40.169	5.506	10.650	30.159	24.465	1'50.949	263.4	10:04'04.702
6	34.355	5.488	10.112	30.089	24.074	1'44.118	266.0	10:05'48.820
7	34.218	5.503	10.282	29.910	24.138	1'44.051	264.7	10:07'32.871
8	34.546	5.545	10.098	29.811	23.930	1'43.930	264.7	10:09'16.801
						1'43.847	261.1	10:11'00.648

36° 26 M. SBAIZ (1'45.884)

Lap	Seg. 1	Seg. 2	Seg. 3	Seg. 4	Seg. 5	Lap Time	km/h	Local Time
1	34.978	5.723	11.150	31.201	25.296	253.7	253.7	9:56'57.546
		5.502	10.224	30.506	24.674	1'45.884	266.0	9:58'43.430

P = Pits In/Out - C = Lap-Time Cancelled





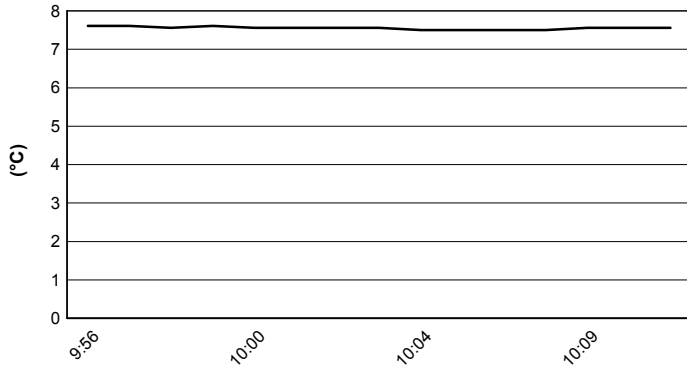
TT Circuit Assen 4.542 m

Dutch Round, 15-16-17 April 2016

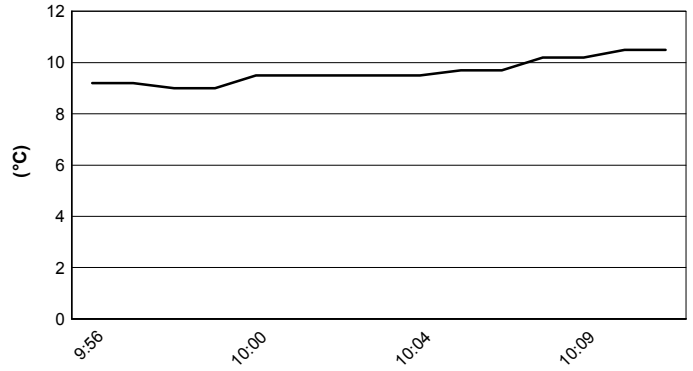
Superstock 1000 - Weather Report Warm Up

Session started 9:55 Session ended 10:12


Air Temperature



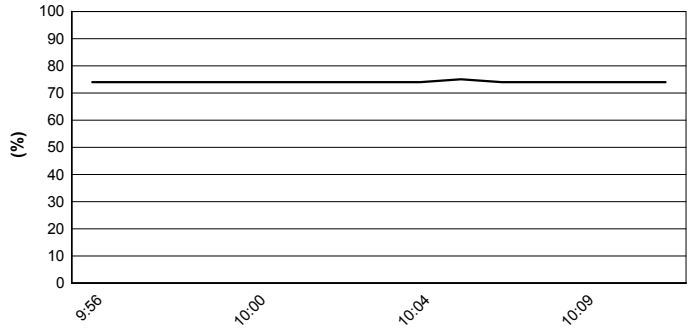
Track Temperature



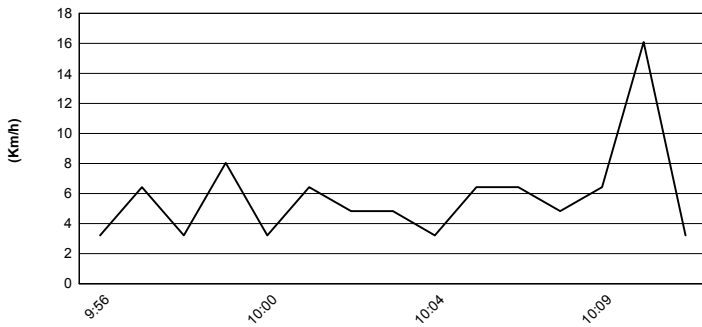
Air Pressure



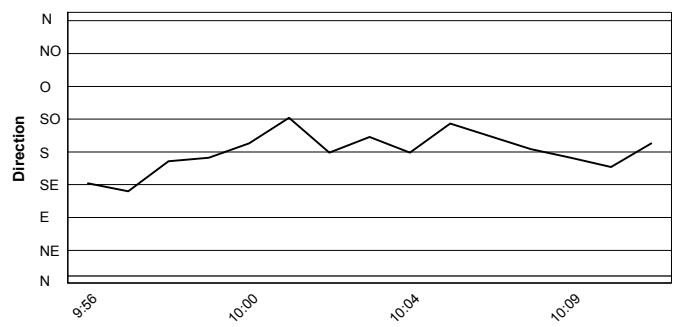
Humidity

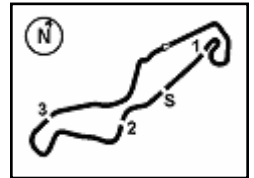


Wind Speed



Wind Direction





Dutch Round, 15-16-17 April 2016
Superstock 1000 - Starting Grid
14 Laps x 4,542 km = 63,588 km

TT Circuit Assen 4.542 m



1	84 RUSSO R. Yamaha 1'38.248	2	36 MERCADO L. Ducati 1'38.536	3	35 DE ROSA R. BMW 1'38.788
2	2 TAMBURINI R. Aprilia 1'38.799	5	12 RINALDI M. Ducati 1'39.165	6	5 FACCANI M. Ducati 1'39.608
3	43 MASSEI F. Yamaha 1'39.614	8	4 DE BOER D. Yamaha 1'39.654	9	123 SALVADORI L. Aprilia 1'39.699
4	77 TESSELS W. Kawasaki 1'39.839	11	87 MARCONI L. Yamaha 1'39.852	12	11 GUARNONI J. Kawasaki 1'39.885
5	74 CALIA K. Aprilia 1'39.894	14	32 MOSER M. Ducati 1'39.953	15	121 ANDREOZZI A. Kawasaki 1'40.016
6	67 STARING B. Kawasaki 1'40.195	17	45 METCHER J. Kawasaki 1'40.343	18	58 PUSCEDDU E. Ducati 1'40.610
7	59 MANTOVANI A. Yamaha 1'40.790	20	16 BLACK G. Kawasaki 1'40.914	21	111 WALRAVEN N. Honda 1'41.022
8	69 MCFADDEN D. Kawasaki 1'41.051	23	19 PUFFE J. Kawasaki 1'41.142	24	47 HARTOG R. Kawasaki 1'41.169
9	93 MERCANDELLI R. Kawasaki 1'41.354	26	3 SUCHET S. Yamaha 1'41.539	27	23 PONSSON C. Kawasaki 1'41.545
10	52 DUWELZ G. BMW 1'42.507	29	6 SIMONESCHI A. Kawasaki 1'42.827	30	51 VIONNET E. BMW 1'42.853
11	70 VITALI L. BMW 1'42.168	32	13 SANCHIONI F. Kawasaki 1'42.872	33	99 CAVALLI F. Kawasaki 1'43.211
12	26 SBAIZ M. Yamaha 1'44.702	35	9 FINSTERBUSCH T. Kawasaki	36	41 D'ANNUNZIO F. BMW 1'40.977

Jury President

..... Race Director

FICR PERUGIA TIMING



Official Tyre Supplier



Official Timekeeper