SUPERSTOCK1000 FIM CUP

25

STK1000

113/02

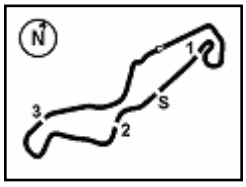

TT Circuit Assen 4.542 m

Dutch Round, 15-16-17 April 2016

Superstock 1000 - Chronological Analysis Warm Up

1° 35 R. DE ROSA (1'38.687)

Lap	Seg. 1	Seg. 2	Seg. 3	Seg. 4	Seg. 5	Lap Time	km/h	Local Time
		5.748	10.746	31.203	24.979		246,5	9:57'24.258
1	33.429	5.419	9.817	29.421	23.337	1'41.423	264,3	9:59'05.681
2	32.647	5.303	9.680	28.504	23.046	1'39.180	272,4	10:00'44.861
3	32.522	5.292	9.634	28.609	23.104	1'39.161	273,8	10:02'24.022
4	32.658	5.277	9.604	28.501	22.958	1'38.998	275,2	10:04'03.020
5	32.913	5.285	9.625	**28.434**	22.983	1'39.240	**276.2**	10:05'42.260
6	**32.364**	5.279	9.639	29.153	23.543	1'39.978	274.5	10:07'22.238
7	32.530	**5.226**	**9.477**	28.520	**22.934**	**1'38.687**	275,9	10:09'00.925
8	32.409	5.303	10.144	29.131	23.840	1'40.827	267,3	10:10'41.752

2° 43 F. MASSEI (1'39.102)

Lap	Seg. 1	Seg. 2	Seg. 3	Seg. 4	Seg. 5	Lap Time	km/h	Local Time
		7.781	13.218	36.110	28.974		184,9	9:57'14.834
1	39.258	6.324	11.113	34.545	25.087	1'56.327	229,4	9:59'11.161
2	33.338	5.465	9.698	28.753	22.906	1'40.160	259,6	10:00'51.321
3	32.657	5.454	9.618	28.618	23.230	1'39.577	260,2	10:02'30.898
4	32.881	5.494	9.513	28.784	**22.726**	1'39.398	260,2	10:04'10.296
5	**32.643**	5.440	9.610	**28.593**	22.816	**1'39.102**	261,1	10:05'49.398
6	37.830	7.331	11.572	29.602	23.496	1'49.831	154,0	10:07'39.229
7	33.881	**5.426**	9.763	28.862	23.572	1'41.504	**262.4**	10:09'20.733
8	33.135	5.457	**9.496**	28.690	23.136	1'39.914	260,5	10:11'00.647

3° 2 R. TAMBURINI (1'39.135)

Lap	Seg. 1	Seg. 2	Seg. 3	Seg. 4	Seg. 5	Lap Time	km/h	Local Time
		5.446	11.289	31.578	24.619		261,8	9:57'47.498
1	34.211	5.333	10.259	29.601	23.590	1'42.994	271,3	9:59'30.492
2	32.750	5.291	9.761	28.891	23.239	1'39.932	**279.4**	10:01'10.424
3	32.702	5.279	9.764	28.846	23.094	1'39.685	275,2	10:02'50.109
4	34.632	**5.277**	10.300	29.212	19.380	1'38.801 P	262,1	10:04'28.910
5	2'11.002	5.302	9.843	30.973	23.389	3'20.509 P	277,3	10:07'49.419
6	32.540	5.281	**9.683**	**28.703**	**22.928**	**1'39.135**	277,3	10:09'28.554
7	**32.404**	5.319	9.685	28.748	23.093	1'39.249	278,7	10:11'07.803

4° 41 F. D'ANNUNZIO (1'39.168)

Lap	Seg. 1	Seg. 2	Seg. 3	Seg. 4	Seg. 5	Lap Time	km/h	Local Time
		5.509	10.623	30.561	24.833		257,1	9:57'24.952
1	33.264	5.480	10.043	29.409	23.389	1'41.585	260,8	9:59'06.537
2	32.540	5.381	9.838	**28.459**	23.140	1'39.358	266,0	10:00'45.895
3	32.419	5.436	9.717	28.514	**23.082**	**1'39.168**	264,3	10:02'25.063
4	**32.259**	5.381	**9.677**	28.504	23.537	1'39.358	267,0	10:04'04.421
5	32.549	**5.353**	9.993	28.678	23.162	1'39.735	**269.0**	10:05'44.156
6	32.461	5.388	9.811	28.995	23.323	1'39.978	268,3	10:07'24.134
7	32.639	5.376	9.716	28.676	23.250	1'39.657	268,0	10:09'03.791
8	32.918	5.457	10.117	29.040	20.946	1'38.478 P	249,3	10:10'42.269

5° 74 K. CALIA (1'39.284)

Lap	Seg. 1	Seg. 2	Seg. 3	Seg. 4	Seg. 5	Lap Time	km/h	Local Time
		8.558	12.301	40.291	24.444		172,6	9:57'19.650
1	34.300	5.300	9.825	29.158	23.221	1'41.804	276,2	9:59'01.454
2	33.025	5.367	9.745	28.884	23.188	1'40.209	270,7	10:00'41.663
3	32.964	5.291	9.805	28.870	22.992	1'39.922	276,9	10:02'21.585
4	33.169	5.275	9.687	28.699	23.339	1'40.169	278,4	10:04'01.754
5	33.002	5.227	9.720	**28.557**	**22.848**	1'39.354	278,7	10:05'41.108
6	**32.770**	**5.204**	**9.673**	28.744	22.893	**1'39.284**	**279,8**	10:07'20.392
7	32.841	5.291	9.708	28.855	22.903	1'39.598	276,2	10:08'59.990
8	32.824	5.323	9.885	29.518	23.417	1'40.967	257,1	10:10'40.957

6° 84 R. RUSSO (1'39.376)

Lap	Seg. 1	Seg. 2	Seg. 3	Seg. 4	Seg. 5	Lap Time	km/h	Local Time
		5.674	11.393	31.037	23.894		224,4	9:57'15.232
1	33.140	**5.372**	9.850	28.848	23.219	1'40.429	**270.0**	9:58'55.661
2	**32.516**	5.401	9.610	28.745	23.104	**1'39.376**	266,0	10:00'35.037
3	32.596	5.390	**9.497**	**28.598**	23.415	1'39.496	269,6	10:02'14.533
4	33.173	5.377	9.825	28.789	**22.994**	1'40.158	268,0	10:03'54.691
5	32.561	5.375	9.605	28.794	23.131	1'39.466	269,0	10:05'34.157
6	34.519	6.000	10.121	29.379	20.382	1'40.401 P	245,1	10:07'14.558
7	2'06.042	5.595	9.745	28.968	23.426	3'13.776 P	261,8	10:10'28.334

7° 12 M. RINALDI (1'39.674)

Lap	Seg. 1	Seg. 2	Seg. 3	Seg. 4	Seg. 5	Lap Time	km/h	Local Time
		7.980	13.642	32.481	24.926		165,5	9:57'19.330
1	34.782	5.514	10.252	48.287	24.559	2'03.394	265,0	9:59'22.724
2	33.261	5.413	9.818	29.249	23.583	1'41.324	269,0	10:01'04.048
3	32.831	5.405	9.714	29.369	23.463	1'40.782	269,0	10:02'44.830
4	32.945	5.387	9.651	29.114	23.504	1'40.601	270,3	10:04'25.431
5	32.723	5.358	9.598	**28.778**	23.217	**1'39.674**	**272.0**	10:06'05.105
6	**32.543**	**5.352**	9.576	29.015	23.230	1'39.716	**272.0**	10:07'44.821
7	32.665	5.384	9.619	29.101	**23.186**	1'39.955	270,7	10:09'24.776
8	32.740	5.354	**9.540**	30.363	22.352	1'40.349 P	**272.0**	10:11'05.125

8° 5 M. FACCANI (1'39.811)

Lap	Seg. 1	Seg. 2	Seg. 3	Seg. 4	Seg. 5	Lap Time	km/h	Local Time
		8.401	13.884	38.770	25.135		164,4	9:58'06.893
1	6'38.390	5.566	10.661	30.095	23.620	7'48.332 P	262,4	10:05'55.225
2	33.512	5.429	10.074	**29.114**	**22.880**	1'41.009	267,6	10:07'36.234
3	**32.772**	**5.381**	9.549	29.193	22.916	**1'39.811**	**272.0**	10:09'16.045
4	32.823	5.426	**9.532**	31.116	24.814	1'43.711	267,6	10:10'59.756

9° 77 W. TESSELS (1'39.901)

Lap	Seg. 1	Seg. 2	Seg. 3	Seg. 4	Seg. 5	Lap Time	km/h	Local Time
			10.479	29.905	24.306		257,4	9:56'43.594
1	33.572	5.554	9.968	29.070	23.608	1'41.772	261,8	9:58'25.366
2	33.257	5.549	9.791	28.936	23.447	1'40.980	261,8	10:00'06.346
3	32.963	5.560	9.780	**28.812**	23.243	1'40.358	261,4	10:01'46.704
4	35.942	5.648	10.086	29.120	23.478	1'44.274	258,6	10:03'30.978
5	33.087	**5.521**	9.660	28.910	**23.125**	1'40.303	**262.4**	10:05'11.281
6	33.027	5.630	**9.534**	30.504	23.660	1'42.355	259,6	10:06'53.636
7	**32.800**	5.565	9.551	28.828	23.157	**1'39.901**	261,1	10:08'33.537
8	35.227	5.729	10.428	29.381	23.795	1'44.560	254,6	10:10'18.097

10° 121 A. ANDREOZZI (1'39.943)

Lap	Seg. 1	Seg. 2	Seg. 3	Seg. 4	Seg. 5	Lap Time	km/h	Local Time
		7.157	13.589	38.423	24.993		191,9	9:57'07.997
1	33.672	**5.479**	9.774	29.172	23.505	1'41.602	261,1	9:58'49.599
2	33.516	5.510	9.768	29.225	23.420	1'41.439	261,1	10:00'31.038
3	38.622	5.535	9.821	28.989	23.474	1'46.441	253,1	10:02'17.479
4	33.410	5.502	9.736	28.869	23.169	1'40.686	259,9	10:03'58.165
5	**32.880**	5.510	9.668	**28.841**	**23.044**	**1'39.943**	**262.7**	10:05'38.108
6	33.109	5.486	**9.638**	29.080	23.062	1'40.375	260,5	10:07'18.483
7	43.503	7.441	13.717	36.510	30.583	2'11.754	177,8	10:09'30.237
8	35.930	5.917	10.797	32.115	25.431	1'50.190	240,7	10:11'20.427

11° 67 B. STARING (1'40.012)

Lap	Seg. 1	Seg. 2	Seg. 3	Seg. 4	Seg. 5	Lap Time	km/h	Local Time
		7.350	12.494	31.994	24.637		185,3	9:57'16.804
1	34.128	5.487	9.869	29.064	23.520	1'42.068	265,3	9:58'58.872
2	33.175	5.471	9.639	28.965	23.294	1'40.544	264,7	10:00'39.416
3	**32.923**	5.440	9.609	28.917	**23.224**	1'40.113	267,3	10:02'19.529
4	33.418	5.399	9.647	29.093	23.880	1'41.437	270,0	10:04'00.966
5	33.001	5.453	**9.588**	**28.730**	23.240	**1'40.012**	267,0	10:05'40.978
6	33.265	5.373	9.633	29.260	24.019	1'41.550	270,7	10:07'22.528
7	33.314	**5.335**	9.736	28.864	23.294	1'40.543	**272.7**	10:09'03.071
8	32.987	5.419	9.624	28.951	24.007	1'40.988	267,0	10:10'44.059

12° 87 L. MARCONI (1'40.159)

Lap	Seg. 1	Seg. 2	Seg. 3	Seg. 4	Seg. 5	Lap Time	km/h	Local Time
		5.613	11.936	33.452	36.846		240,7	9:57'13.411
1	34.597	5.481	10.099	29.434	23.562	1'43.173	257,7	9:58'56.584
2	33.190	5.451	9.836	29.006	23.777	1'41.260	261,1	10:00'37.844
3	33.322	5.360	9.798	28.905	23.694	1'41.079	266,6	10:02'18.923
4	33.532	5.346	9.775	29.357	24.126	1'42.136	**272.4**	10:04'01.059
5	33.435	5.488	10.074	28.896	**23.228**	1'41.121	263,0	10:05'42.180
6	33.082	5.345	**9.651**	29.020	23.323	1'40.421	268,6	10:07'22.601
7	**33.033**	**5.322**	9.740	**28.832**	23.232	**1'40.159**	268,0	10:09'02.760
8	33.109	6.405	12.428	38.066	29.686	1'59.694	183,0	10:11'02.454

13° 4 D. DE BOER (1'40.202)

Lap	Seg. 1	Seg. 2	Seg. 3	Seg. 4	Seg. 5	Lap Time	km/h	Local Time
		5.585	11.039	30.830	23.831		245,6	9:56'51.141
1	34.118	5.434	9.986	29.767	23.957	1'43.262	263,7	9:58'34.403
2	35.117	9.195	14.317	33.986	23.452	1'56.067	133,1	10:00'30.470
3	33.447	5.412	9.990	29.265	23.287	1'41.401	266,3	10:02'11.871
4	32.960	5.405	9.749	29.079	**23.027**	1'40.220	**266.6**	10:03'52.091
5	**32.896**	5.365	9.758	29.203	23.412	1'40.634	**266.6**	10:05'32.725
6	33.263	**5.307**	9.992	29.278	23.298	1'41.138	265,0	10:07'13.863
7	33.018	5.410	**9.707**	**29.000**	23.067	**1'40.202**	262,7	10:08'54.065
8	37.072	6.990	11.080	30.311	23.564	1'49.017	222,5	10:10'43.082

14° 70 L. VITALI (1'40.215)

Lap	Seg. 1	Seg. 2	Seg. 3	Seg. 4	Seg. 5	Lap Time	km/h	Local Time
		5.501	11.142	30.827	24.242		243,7	9:56'51.068
1	34.818	5.401	10.265	29.206	18.823	1'38.513 P	261,8	9:58'29.581
2	1'32.532	5.393	9.872	30.112	23.600	2'41.509 P	270,0	10:01'11.090
3	32.877	**5.365**	9.964	28.962	**23.439**	1'40.607	271,7	10:02'51.697
4	**32.779**	5.383	**9.699**	**28.812**	23.542	**1'40.215**	**272.0**	10:04'31.912
5	32.953	5.383	9.765	28.954	23.579	1'40.634	270,3	10:06'12.546
6	50.827	6.947	10.921	29.509	23.745	2'01.949	240,4	10:08'14.495
7	33.028	5.408	9.799	28.898	23.534	1'40.667	270,0	10:09'55.162
8	34.826	5.525	11.577	32.607	26.402	1'50.937	249,3	10:11'46.099

P = Pits In/Out - C = Lap-Time Cancelled

PIRELLI
Official Tyre Supplier
TISSOT
SWISS WATCHES SINCE 1853
Official Timekeeper

SUPERSTOCK1000 FIM CUP

25

STK1000

113/02

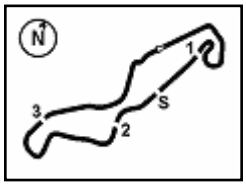

TT Circuit Assen 4.542 m

Dutch Round, 15-16-17 April 2016

Superstock 1000 - Chronological Analysis Warm Up

15° 123 L. SALVADORI (1'40.363)

Lap	Seg. 1	Seg. 2	Seg. 3	Seg. 4	Seg. 5	Lap Time	km/h	Local Time
		5.945	13.385	36.018	42.577		205.1	9:57'15.102
1	34.039	5.456	10.283	29.311	23.514	1'42.603	270.0	9:58'57.705
2	32.862	5.443	9.905	**28.847**	23.391	1'40.448	269.3	10:00'38.153
3	33.226	**5.405**	**9.791**	28.919	23.381	1'40.722	**271.7**	10:02'18.875
4	33.044	5.412	9.838	29.366	**23.235**	1'40.895	271.3	10:03'59.770
5	32.962	5.408	9.794	28.955	23.244	**1'40.363**	268.3	10:05'40.133
6	**32.772**	5.457	9.914	29.074	23.328	1'40.545	268.6	10:07'20.678
7	33.077	5.463	9.923	29.234	23.249	1'40.946	265.6	10:09'01.624
8	38.607	6.519	11.916	30.965	24.225	1'52.232	181.3	10:10'53.856

16° 11 J. GUARNONI (1'40.390)

Lap	Seg. 1	Seg. 2	Seg. 3	Seg. 4	Seg. 5	Lap Time	km/h	Local Time
		5.921	11.706	31.482	24.709		228.2	9:57'16.394
1	33.653	**5.427**	10.030	29.050	23.525	1'41.685	**266.6**	9:58'58.079
2	47.694	11.037	11.035	33.059	23.891	2'06.716	179.6	10:01'04.795
3	33.155	5.478	9.770	28.974	**23.127**	1'40.504	264.3	10:02'45.299
4	33.129	5.453	9.725	28.905	23.272	1'40.484	264.0	10:04'25.783
5	**33.021**	5.452	9.723	28.947	23.358	1'40.501	265.3	10:06'06.284
6	33.113	5.470	9.752	**28.901**	23.159	1'40.395	263.0	10:07'46.679
7	33.034	5.489	**9.671**	28.925	23.271	**1'40.390**	262.4	10:09'27.069
8	35.936	7.283	10.914	33.126	24.574	1'51.833	191.3	10:11'18.902

17° 111 N. WALRAVEN (1'40.392)

Lap	Seg. 1	Seg. 2	Seg. 3	Seg. 4	Seg. 5	Lap Time	km/h	Local Time
			10.336	30.068	23.789		261.1	9:56'43.850
1	33.744	5.498	9.808	29.051	23.495	1'41.596	**261.4**	9:58'25.446
2	33.643	5.491	**9.693**	28.904	23.299	1'41.030	259.2	10:00'06.476
3	**33.110**	**5.448**	9.778	28.883	23.201	1'40.420	260.8	10:01'46.896
4	34.814	5.514	9.721	**28.860**	23.167	1'42.076	258.0	10:03'28.972
5	33.255	5.521	9.722	28.891	23.049	1'40.438	257.4	10:05'09.410
6	35.607	5.504	9.697	29.007	22.024	1'41.839 P	258.9	10:06'51.249
7	1'57.714	5.515	9.837	28.911	**22.977**	3'04.954 P	258.0	10:09'56.203
8	33.145	5.528	**9.693**	28.998	23.028	**1'40.392**	257.4	10:11'36.595

18° 23 C. PONSSON (1'40.451)

Lap	Seg. 1	Seg. 2	Seg. 3	Seg. 4	Seg. 5	Lap Time	km/h	Local Time
		5.660	11.186	30.980	24.629		249.6	9:56'50.508
1	34.507	**5.417**	10.074	29.424	23.395	1'42.817	**266.0**	9:58'33.325
2	33.292	5.478	9.664	**28.939**	23.500	1'40.873	264.3	10:00'14.198
3	33.399	5.518	9.748	29.310	23.267	1'41.242	263.4	10:01'55.440
4	33.306	5.490	9.672	29.055	23.235	1'40.758	263.4	10:03'36.198
5	33.287	5.494	9.678	29.077	23.235	1'40.771	263.7	10:05'16.969
6	35.452	5.615	10.097	30.079	24.056	1'45.299	260.5	10:07'02.268
7	**33.268**	5.496	**9.620**	28.995	**23.072**	**1'40.451**	262.1	10:08'42.719
8	41.675	7.432	12.711	34.631	26.092	2'02.541	168.9	10:10'45.260

19° 16 G. BLACK (1'40.460)

Lap	Seg. 1	Seg. 2	Seg. 3	Seg. 4	Seg. 5	Lap Time	km/h	Local Time
		5.504	11.269	30.478	25.385		247.9	9:56'53.856
1	34.691	5.408	10.281	29.279	23.889	1'43.548	266.3	9:58'37.404
2	34.181	5.429	10.293	29.029	23.457	1'42.389	256.5	10:00'19.793
3	33.616	5.490	10.019	31.101	27.855	1'48.081	261.1	10:02'07.874
4	33.233	5.499	9.912	29.188	23.710	1'41.542	262.4	10:03'49.416
5	**33.056**	**5.369**	9.946	29.000	23.671	1'41.042	**268.3**	10:05'30.458
6	33.155	5.498	9.866	28.899	23.392	1'40.810	262.7	10:07'11.268
7	33.343	5.418	9.765	**28.771**	23.379	1'40.676	267.0	10:08'51.944
8	33.155	5.425	**9.697**	28.884	**23.299**	**1'40.460**	265.3	10:10'32.404

20° 45 J. METCHER (1'40.668)

Lap	Seg. 1	Seg. 2	Seg. 3	Seg. 4	Seg. 5	Lap Time	km/h	Local Time
		5.566	10.483	31.343	25.290		262.4	9:57'50.505
1	34.596	5.573	10.033	29.831	24.137	1'44.170	261.8	9:59'34.675
2	33.716	5.513	9.920	29.834	23.852	1'42.835	264.7	10:01'17.510
3	34.053	**5.487**	9.876	29.375	23.570	1'42.361	**265.3**	10:02'59.871
4	33.427	5.594	9.915	29.270	19.027	1'37.233 P	261.1	10:04'37.104
5	3'02.844	5.586	10.170	29.654	23.510	4'11.764 P	260.2	10:08'48.868
6	**33.237**	5.518	**9.751**	**28.989**	**23.173**	**1'40.668**	263.7	10:10'29.536

21° 59 A. MANTOVANI (1'40.707)

Lap	Seg. 1	Seg. 2	Seg. 3	Seg. 4	Seg. 5	Lap Time	km/h	Local Time
		10.150	12.853	36.598	27.724		180.4	9:57'15.001
1	33.690	5.437	9.961	29.044	23.844	1'41.976	261.1	9:58'56.977
2	32.984	5.424	9.972	**28.836**	23.580	1'40.796	263.7	10:00'37.773
3	32.962	5.391	9.879	28.952	23.596	1'40.780	268.6	10:02'18.553
4	33.104	5.381	9.901	29.063	23.549	1'40.998	267.0	10:03'59.551
5	**32.878**	5.405	9.868	29.362	23.546	1'41.059	267.6	10:05'40.610
6	32.932	**5.346**	10.033	29.328	23.676	1'41.315	268.6	10:07'21.925
7	33.171	5.348	9.942	28.920	**23.326**	**1'40.707**	**270.0**	10:09'02.632
8	32.912	5.430	**9.810**	29.116	23.716	1'40.984	267.3	10:10'43.616

22° 3 S. SUCHET (1'40.985)

Lap	Seg. 1	Seg. 2	Seg. 3	Seg. 4	Seg. 5	Lap Time	km/h	Local Time
		5.543	10.919	30.899	25.141		260.8	9:56'54.384
1	34.979	5.373	10.067	29.393	23.998	1'43.810	273.4	9:58'38.194
2	33.961	5.366	10.071	29.420	24.162	1'42.980	273.8	10:00'21.174
3	33.579	5.392	9.819	**29.114**	23.679	1'41.583	272.0	10:02'02.757
4	33.525	**5.324**	10.084	32.918	26.352	1'48.203	273.8	10:03'50.960
5	33.698	5.430	**9.759**	29.209	23.541	1'41.637	270.0	10:05'32.597
6	33.257	5.351	9.923	29.276	23.668	1'41.475	**274.1**	10:07'14.072
7	33.425	5.349	9.967	29.547	23.554	1'41.842	267.3	10:08'55.914
8	**33.195**	5.402	9.925	29.140	**23.323**	**1'40.985**	270.0	10:10'36.899

23° 47 R. HARTOG (1'41.161)

Lap	Seg. 1	Seg. 2	Seg. 3	Seg. 4	Seg. 5	Lap Time	km/h	Local Time
		5.497	10.825	31.064	24.604		241.5	9:56'54.141
1	34.039	**5.429**	9.956	**29.288**	23.819	1'42.531	**260.5**	9:58'36.672
2	33.503	5.461	10.005	29.371	23.841	1'42.181	258.3	10:00'18.853
3	33.674	5.526	9.790	29.557	23.607	1'42.154	256.2	10:02'01.007
4	**33.350**	5.506	10.128	29.465	23.421	1'41.870	255.2	10:03'42.877
5	37.974	5.635	10.106	30.078	24.003	1'47.796	255.9	10:05'30.673
6	33.735	5.448	9.806	29.391	23.387	1'41.767	258.9	10:07'12.440
7	33.387	5.457	9.788	29.339	23.309	1'41.280	258.0	10:08'53.720
8	33.359	5.456	**9.783**	29.351	**23.212**	**1'41.161**	260.2	10:10'34.881

24° 69 D. MCFADDEN (1'41.206)

Lap	Seg. 1	Seg. 2	Seg. 3	Seg. 4	Seg. 5	Lap Time	km/h	Local Time
		5.870	13.037	33.121	25.329		214.7	9:57'03.333
1	34.809	5.581	10.173	29.714	23.881	1'44.158	256.2	9:58'47.491
2	33.738	**5.494**	10.020	29.629	23.809	1'42.690	**263.4**	10:00'30.181
3	34.220	5.529	10.066	29.849	24.008	1'43.672	255.5	10:02'13.853
4	33.358	5.586	9.862	29.310	23.542	1'41.658	258.6	10:03'55.511
5	33.539	5.548	9.886	**28.972**	**23.491**	1'41.436	261.1	10:05'36.947
6	33.347	5.550	9.916	37.322	24.060	1'50.195	260.2	10:07'27.142
7	33.374	5.591	9.864	29.102	23.556	1'41.487	260.2	10:09'08.629
8	**33.185**	5.525	**9.823**	29.083	23.590	**1'41.206**	260.8	10:10'49.835

25° 32 M. MOSER (1'41.227)

Lap	Seg. 1	Seg. 2	Seg. 3	Seg. 4	Seg. 5	Lap Time	km/h	Local Time
		5.654	11.001	31.552	24.596		246.5	9:58'02.137
1	34.535	5.574	10.027	29.559	23.813	1'43.508	257.7	9:59'45.645
2	33.561	5.567	9.895	29.251	23.678	1'41.952	257.7	10:01'27.597
3	**33.411**	5.568	9.891	29.361	23.543	1'41.774	258.0	10:03'09.371
4	33.448	5.568	**9.780**	**29.063**	**23.368**	**1'41.227**	258.0	10:04'50.598
5	34.139	5.754	10.356	32.829	22.478	1'45.556 P	249.3	10:06'36.154
6	2'04.582	5.598	10.158	29.699	24.354	3'14.391 P	253.1	10:09'50.545
7	33.771	**5.553**	9.802	29.085	23.451	1'41.662	**258.6**	10:11'32.207

26° 36 L. MERCADO (1'41.282)

Lap	Seg. 1	Seg. 2	Seg. 3	Seg. 4	Seg. 5	Lap Time	km/h	Local Time
		7.362	12.611	36.054	26.088		188.3	9:57'21.830
1	47.152	5.646	11.439	31.113	20.309	1'55.659 P	233.9	9:59'17.489
2	1'43.617	5.998	12.746	33.715	19.025	2'55.101 P	234.1	10:02'12.590
3	2'18.825	10.368	18.106	32.161	24.890	3'44.350 P	108.0	10:05'56.940
4	33.591	5.377	10.056	29.634	23.541	1'42.199	268.6	10:07'39.139
5	**33.421**	5.359	9.855	29.295	23.790	1'41.720	272.7	10:09'20.859
6	33.576	**5.294**	**9.848**	**29.257**	**23.307**	**1'41.282**	**275.5**	10:11'02.141

27° 58 E. PUSCEDDU (1'41.426)

Lap	Seg. 1	Seg. 2	Seg. 3	Seg. 4	Seg. 5	Lap Time	km/h	Local Time
		5.415	10.542	30.293	24.456		261.1	9:57'25.084
1	34.037	**5.366**	9.943	29.375	23.605	1'42.326	**268.6**	9:59'07.410
2	**33.131**	5.392	**9.938**	**29.277**	23.688	**1'41.426**	267.0	10:00'48.836
3	33.568	5.495	10.009	29.351	**23.586**	1'42.009	261.8	10:02'30.845
4	36.401	5.801	11.015	30.790	24.460	1'48.467 P	239.6	10:04'19.312

28° 93 R. MERCANDELLI (1'41.465)

Lap	Seg. 1	Seg. 2	Seg. 3	Seg. 4	Seg. 5	Lap Time	km/h	Local Time
		5.695	11.445	30.470	25.286		233.6	9:56'50.494
1	34.286	5.553	9.952	29.983	24.070	1'43.844	262.1	9:58'34.338
2	33.585	5.534	9.964	**29.250**	23.673	1'42.006	255.9	10:00'16.344
3	**33.336**	5.558	**9.784**	29.279	23.508	**1'41.465**	258.0	10:01'57.809
4	36.106	5.765	10.664	29.416	**23.480**	1'45.431	256.2	10:03'43.240
5	33.405	5.536	9.786	29.320	23.551	1'41.598	260.5	10:05'24.838
6	37.109	9.539	11.949	29.608	24.133	1'52.338	118.4	10:07'17.176
7	33.502	5.552	9.886	29.302	23.579	1'41.821	262.1	10:08'58.997
8	33.454	**5.512**	10.002	29.367	24.267	1'42.602	**265.6**	10:10'41.599

29° 51 E. VIONNET (1'41.509)

Lap	Seg. 1	Seg. 2	Seg. 3	Seg. 4	Seg. 5	Lap Time	km/h	Local Time
		5.614	11.267	30.981	24.927		236.2	9:56'54.667

P = Pits In/Out - C = Lap-Time Cancelled

PIRELLI
Official Tyre Supplier
TISSOT SWISS WATCHES SINCE 1853
Official Timekeeper

SUPERSTOCK1000 FIM CUP

25

STK1000

113/02

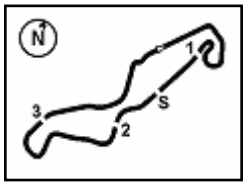

TT Circuit Assen 4.542 m

Dutch Round, 15-16-17 April 2016

Superstock 1000 - Chronological Analysis Warm Up

1	35.088	5.341	10.229	29.807	24.136	1'44.601	263.0	9:58'39.268
2	33.795	5.352	9.988	**29.127**	23.719	1'41.981	**268.3**	10:00'21.249
3	34.057	**5.340**	10.035	29.276	24.132	1'42.840	258.0	10:02'04.089
4	33.511	5.379	10.053	29.457	23.747	1'42.147	267.3	10:03'46.236
5	33.567	5.357	10.033	29.283	23.691	1'41.931	263.0	10:05'28.167
6	33.549	5.422	10.150	29.203	23.964	1'42.288	252.5	10:07'10.455
7	33.922	5.410	9.985	29.251	**23.494**	1'42.062	268.0	10:08'52.517
8	**33.282**	5.385	**9.932**	29.187	23.723	**1'41.509**	**268.3**	10:10'34.026

30° 19 J. PUFFE (1'41.631)

Lap	Seg. 1	Seg. 2	Seg. 3	Seg. 4	Seg. 5	Lap Time	km/h	Local Time
		5.538	10.815	31.238	24.447		257.7	9:56'52.723
1	34.364	**5.448**	10.197	29.728	24.430	1'44.167	**270.7**	9:58'36.890
2	34.236	5.463	9.928	29.316	23.580	1'42.523	268.0	10:00'19.413
3	33.938	5.450	9.865	29.387	23.766	1'42.406	270.3	10:02'01.819
4	34.039	5.502	**9.811**	30.733	24.158	1'44.243	269.0	10:03'46.062
5	**33.545**	**5.448**	9.873	29.332	23.738	1'41.936	269.6	10:05'27.998
6	33.558	5.474	9.874	**29.307**	**23.418**	**1'41.631**	267.6	10:07'09.629
7	33.614	5.475	9.836	29.315	23.431	1'41.671	266.6	10:08'51.300
8	33.677	5.453	9.834	29.335	23.512	1'41.811	267.6	10:10'33.111

31° 13 F. SANCHIONI (1'42.025)

Lap	Seg. 1	Seg. 2	Seg. 3	Seg. 4	Seg. 5	Lap Time	km/h	Local Time
		5.727	11.488	31.063	24.400		241.8	9:56'50.734
1	35.710	**5.506**	10.226	29.916	**23.575**	1'44.933	**262.1**	9:58'35.667
2	34.097	5.529	9.987	29.538	23.969	1'43.120	259.6	10:00'18.787
3	34.153	5.550	**9.829**	29.591	23.682	1'42.805	260.2	10:02'01.592
4	33.735	5.510	9.999	29.498	23.729	1'42.471	259.2	10:03'44.063
5	**33.527**	5.543	9.971	**29.306**	23.678	**1'42.025**	260.5	10:05'26.088
6	56.932	8.902	16.382	38.191	24.884	2'25.291	155.0	10:07'51.379
7	40.679	10.327	11.323	33.172	24.026	1'59.527	168.6	10:09'50.906
8	34.006	5.608	9.984	29.499	23.655	1'42.752	255.9	10:11'33.658

32° 99 F. CAVALLI (1'42.362)

Lap	Seg. 1	Seg. 2	Seg. 3	Seg. 4	Seg. 5	Lap Time	km/h	Local Time
		5.569	10.768	31.123	25.086		259.2	9:56'54.033
1	35.557	5.467	9.948	30.013	23.985	1'44.970	**269.6**	9:58'39.003
2	34.366	**5.437**	9.955	29.412	23.654	1'42.824	**269.6**	10:00'21.827
3	34.163	5.474	9.864	**29.394**	24.078	1'42.973	269.0	10:02'04.800
4	**33.971**	**5.437**	9.940	29.643	23.922	1'42.913	268.6	10:03'47.713
5	34.302	5.480	9.867	29.646	23.879	1'43.174	267.0	10:05'30.887
6	33.994	5.503	**9.821**	29.563	**23.481**	**1'42.362**	265.6	10:07'13.249
7	34.102	5.446	9.933	29.549	23.528	1'42.558	**269.6**	10:08'55.807
8	34.201	5.490	9.836	29.476	23.731	1'42.734	267.0	10:10'38.541

33° 6 A. SIMONESCHI (1'42.739)

Lap	Seg. 1	Seg. 2	Seg. 3	Seg. 4	Seg. 5	Lap Time	km/h	Local Time
		5.750	11.260	31.297	25.434		239.1	9:56'50.288
1	35.751	5.486	10.550	30.187	24.461	1'46.435	259.2	9:58'36.723
2	34.654	5.509	10.322	29.684	24.199	1'44.368	254.3	10:00'21.091
3	33.962	5.479	**10.010**	**29.203**	24.227	1'42.881	**265.3**	10:02'03.972
4	34.020	5.501	10.325	29.759	24.293	1'43.898	262.4	10:03'47.870
5	34.427	**5.452**	10.202	29.550	24.050	1'43.681	264.0	10:05'31.551
6	33.813	5.505	10.596	29.498	24.142	1'43.554	263.4	10:07'15.105
7	**33.712**	5.521	10.136	29.443	**23.927**	**1'42.739**	261.8	10:08'57.844
8	33.854	5.508	10.216	29.630	24.480	1'43.688	257.4	10:10'41.532

34° 52 G. DUWELZ (1'43.786)

Lap	Seg. 1	Seg. 2	Seg. 3	Seg. 4	Seg. 5	Lap Time	km/h	Local Time
			11.798	34.313	23.951		247.0	9:56'51.518
1	3'12.358	5.533	10.822	31.128	25.471	4'25.312 P	258.6	10:01'16.830
2	36.217	5.494	11.159	30.432	24.522	1'47.824	258.9	10:03'04.654
3	**34.157**	5.536	10.372	**29.489**	24.232	**1'43.786**	258.9	10:04'48.440
4	37.643	5.582	10.732	30.599	22.511	1'47.067 P	258.3	10:06'35.507
5	2'55.988	**5.478**	**10.240**	29.633	**23.860**	4'05.199 P	**261.8**	10:10'40.706

35° 9 T. FINSTERBUSCH (1'43.847)

Lap	Seg. 1	Seg. 2	Seg. 3	Seg. 4	Seg. 5	Lap Time	km/h	Local Time
		5.528	11.182	31.905	24.948		250.5	9:56'56.027
1	35.533	**5.488**	10.526	30.941	24.319	1'46.807	258.0	9:58'42.834
2	34.874	5.504	10.334	30.434	24.711	1'45.857	261.4	10:00'28.691
3	34.918	5.538	10.439	30.027	24.140	1'45.062	262.1	10:02'13.753
4	40.169	5.506	10.650	30.159	24.465	1'50.949	263.4	10:04'04.702
5	34.355	**5.488**	10.112	30.089	24.074	1'44.118	**266.0**	10:05'48.820
6	34.218	5.503	10.282	29.910	24.138	1'44.051	264.7	10:07'32.871
7	34.546	5.545	10.098	**29.811**	**23.930**	1'43.930	264.7	10:09'16.801
8	**34.126**	5.590	**10.020**	29.933	24.178	**1'43.847**	261.1	10:11'00.648

36° 26 M. SBAIZ (1'45.884)

Lap	Seg. 1	Seg. 2	Seg. 3	Seg. 4	Seg. 5	Lap Time	km/h	Local Time
		5.723	11.150	31.201	25.296		253.7	9:56'57.546
1	34.978	5.502	10.224	30.506	**24.674**	**1'45.884**	**266.0**	9:58'43.430
2	34.652	5.519	**10.200**	30.578	25.380	1'46.329	264.0	10:00'29.759
3	34.826	**5.475**	10.384	**30.292**	25.109	1'46.086	260.2	10:02'15.845
4	**34.500**	5.567	10.260	30.647	24.922	1'45.896	262.4	10:04'01.741
5	34.646	5.529	11.241	35.002	24.537	1'50.955 P	259.2	10:05'52.696
6	2'10.884	5.673	10.767	34.247	25.577	3'27.148 P	255.2	10:09'19.844
7	35.367	5.551	10.478	31.038	25.369	1'47.803	265.0	10:11'07.647

P = Pits In/Out - C = Lap-Time Cancelled

PIRELLI
Official Tyre Supplier
TISSOT SWISS WATCHES SINCE 1853
Official Timekeeper