

Qatar Round, 28-29-30 October 2016

World Superbike - Results Race 1

Losail International Circuit 5.380 m

Laps 17 = 91,460 Km - Time Of Race 33'32.214 - Avg. 163,629 km/h

1 / 2

Pos	Race	Grid	No. Rider	Nat	Team	Bike	LL	Gap	Fastest Lap	Speed	Qualifying		Ranking		
											Time	Speed	R1	R2	Tot
1	3	7	C. DAVIES	GBR	Aruba.it Racing - Ducati	Ducati Panigale R	17		1'57.371	307,7	1'56.602	310,3	25	420	3
2	1	1	J. REA	GBR	Kawasaki Racing Team	Kawasaki ZX-10R	17	3.904	1'57.478	313,0	1'56.356	310,3	20	482	1
3	4	50	S. GUINTOLI	FRA	Pata Yamaha Official WorldSBK Team	Yamaha YZF R1	17	10.498	1'57.854	313,0	1'56.866	310,3	16	128	11
4	5	66	T. SYKES	GBR	Kawasaki Racing Team	Kawasaki ZX-10R	17	12.606	1'58.289	313,0	1'56.935	309,5	13	427	2
5	2	69	N. HAYDEN	USA	Honda World Superbike Team	Honda CBR1000RR SP	17	12.766	1'57.602	311,2	1'56.561	311,2	11	239	5
6	7	12	X. FORÉS	ESP	Barni Racing Team	Ducati Panigale R	17	17.879	1'58.573	301,7	1'57.018	308,6	10	143	10
7	6	22	A. LOWES	GBR	Pata Yamaha Official WorldSBK Team	Yamaha YZF R1	17	18.461	1'58.332	310,3	1'57.014	305,9	9	125	12
8	10	81	J. TORRES	ESP	Althea BMW Racing Team	BMW S1000 RR	17	19.045	1'58.509	314,0	1'57.485	309,5	8	203	6
9	9	60	M. VAN DER MARK	NED	Honda World Superbike Team	Honda CBR1000RR SP	17	20.882	1'58.547	316,7	1'57.126	311,2	7	262	4
10	8	32	L. SAVADORI	ITA	IodaRacing Team	Aprilia RSV4 RF	17	30.057	1'58.932	314,0	1'57.094	308,6	6	146	9
11	16	91	L. HASLAM	GBR	Pedercini Racing	Kawasaki ZX-10R	17	34.270	1'58.710	315,8	1'58.622	303,4	5	5	26
12	13	35	R. DE ROSA	ITA	Althea BMW Racing Team	BMW S1000 RR	17	34.420	1'58.297	317,6	1'58.289	312,1	4	9	24
13	15	15	A. DE ANGELIS	RSM	IodaRacing Team	Aprilia RSV4 RF	17	34.936	1'59.048	314,9	1'58.518	316,7	3	96	13
14	19	40	R. RAMOS	ESP	Team GoEleven	Kawasaki ZX-10R	17	37.786	1'59.490	304,2	1'58.958	309,5	2	87	15
15	14	25	J. BROOKES	AUS	Milwaukee BMW	BMW S1000 RR	17	37.834	1'59.286	314,0	1'58.437	308,6	1	89	14
16	21	99	L. SCASSA	ITA	VFT Racing	Ducati Panigale R	17	55.890	2'00.549	305,1	1'59.792	304,2		10	22
17	20	11	S. AL SULAITI	QAT	Pedercini Racing	Kawasaki ZX-10R	17	1'09.075	2'00.845	304,2	1'59.734	305,1		1	34
18	12	2	L. CAMIER	GBR	MV Agusta Reparto Corse	MV Agusta 1000 F4	17	1'19.301	1'59.022	307,7	1'58.480	301,7		165	8
19	24	9	D. SCHMITTER	SUI	Grillini Racing Team	Kawasaki ZX-10R	17	1'25.103	2'01.501	302,5	2'01.624	305,1		5	27
20	25	56	P. SEBESTYÉN	HUN	Team Tóth	Yamaha YZF R1	17	1'47.707	2'02.786	300,8	2'01.667	301,7		1	33
21	22	4	G. VIZZIELLO	ITA	Grillini Racing Team	Kawasaki ZX-10R	13	4 Laps	2'00.960	300,8	1'59.968	303,4		4	28
-----Not Classified-----															
RET	18	17	K. ABRAHAM	CZE	Milwaukee BMW	BMW S1000 RR	11	6 Laps	1'59.831	314,0	1'58.934	310,3		33	18
RET	11	34	D. GIUGLIANO	ITA	Aruba.it Racing - Ducati	Ducati Panigale R	10	7 Laps	1'58.914	307,7	1'57.956	304,2		197	7
RET	17	21	M. REITERBERGER	GER	Althea BMW Racing Team	BMW S1000 RR	7	10 Laps	2'00.296	311,2	1'58.633	307,7		81	16
NS	23	119	P. SZKOPEK	POL	Team Tóth	Yamaha YZF R1					2'00.876	298,3		3	29

AIR	Humidity:	45%	Temp:	27°C
TRACK	Condition:	Dry	Temp:	28°C

Records	Pole (SP2)	2016	J.Rea	1'56.356	166,450 Km/h
	Race	2015	T.Sykes	1'57.317	165,090 Km/h
	Circuit (SP2)	2016	J.Rea	1'56.356	166,450 Km/h
Race Fastest lap	Lap 2	C.Davies	1'57.371	165,015 Km/h	

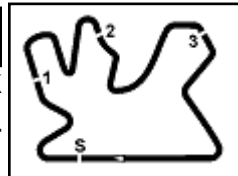
LAP LEADERS					
No.	Rider	From	To	Laps	Total
7	C. DAVIES	1	17	17	17

TOTAL LEADER LAPS					
No.	Rider	Laps			
7	C. DAVIES	175	25	J. BROOKES	5
66	T. SYKES	170	22	A. LOWES	1
1	J. REA	104	32	L. SAVADORI	1
69	N. HAYDEN	16	44	L. MAHIAS	1
34	D. GIUGLIANO	14			
60	M. VAN DER MARK	8			
2	L. CAMIER	6			

Start 29/10/2016 20:01 End 20:36 The results are provisional until the end of the time limit for protests and appeals and the completion of the technical checks.

These data/results cannot be reproduced, stored and/or transmitted in whole or in part by any manner of electronic, mechanical, photocopying, recording, broadcasting or otherwise now known or herein after developed without the previous express consent by the copyright owner, except for reproduction in daily press and regular printed publications on sale to the public within 60 days of the event related to those data/results and always provided that copyright symbol appears together as follows below.

© DORNA WSBK ORGANIZATION Srl 2016



Qatar Round, 28-29-30 October 2016 World Superbike - Results Race 1

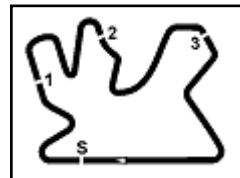
RACE HIGHLIGHTS

19.46.09	119 Szkopek	Not Started
19.58.01		Warm-up Lap Start
20.01.38		Start
20.02.12	32 Savadori	On the Gravel - Re-Joined - Turn 5
20.03.01		No Jump Start
20.11.36	4 Vizziello	Entered Pits
20.17.42	21 Reiterberger	Entered Pits
20.18.44	21 Reiterberger	Retired
20.19.51	4 Vizziello	Entered Pits
20.23.36	34 Giugliano	Entered Pits
20.24.32	34 Giugliano	Retired
20.25.55	17 Abraham	Entered Pits
20.26.52	17 Abraham	Retired
20.28.44	2 Camier	Crashed - Turn 10
20.29.16	2 Camier	Re-joined
20.34.57		J.Rea - 2016 FIM Motul Superbike World Champion
20.36.50		End Of Session

Start End The results are provisional until the end of the time limit for protests and appeals
29/10/2016 20:01 20:36 and the completion of the technical checks.

These data/results cannot be reproduced, stored and/or transmitted in whole or in part by any manner of electronic, mechanical, photocopying, recording, broadcasting or otherwise now known or herein after developed without the previous express consent by the copyright owner, except for reproduction in daily press and regular printed publications on sale to the public within 60 days of the event related to those data/results and always provided that copyright symbol appears together as follows below.

© DORNA WSBK ORGANIZATION Srl 2016



Qatar Round, 28-29-30 October 2016

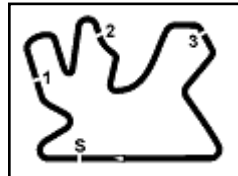
World Superbike - Lap Chart Race 1

Pos	Lap																
	1	2	3	4	5	6	7	8	9	10	11	12	13	14	15	16	17
1	7	7	7	7	7	7	7	7	7	7	7	7	7	7	7	7	7
2	1	1	1	1	1	1	1	1	1	1	1	1	1	1	1	1	1
3	69	69	69	69	69	69	69	50	50	50	50	50	50	50	50	50	50
4	66	66	50	50	50	50	50	69	69	69	69	69	69	69	69	69	66
5	50	50	66	66	66	66	66	66	66	66	66	66	66	66	66	66	69
6	12	12	12	12	12	12	12	12	12	12	12	12	12	12	12	12	12
7	22	81	81	81	81	81	81	81	81	81	81	81	81	81	81	81	22
8	81	22	91	22	22	22	22	22	22	22	22	22	22	22	22	22	81
9	91	91	22	91	91	60	60	60	60	60	60	60	60	60	60	60	60
10	15	15	15	60	60	91	91	91	91	91	91	91	91	32	32	32	32
11	2	2	60	15	35	35	2	2	2	2	2	2	2	91	91	91	91
12	60	60	2	2	2	2	35	35	35	35	35	35	35	35	35	35	35
13	25	35	35	35	15	15	15	15	15	15	15	15	32	15	15	15	15
14	35	40	40	40	40	40	32	32	32	32	32	32	15	40	40	40	40
15	40	17	21	25	25	32	40	34	34	34	40	40	40	25	25	25	25
16	21	21	25	32	32	25	34	40	40	40	25	25	25	99	99	99	99
17	4	25	32	21	34	34	25	25	25	99	99	99	11	11	11	11	11
18	17	32	34	34	21	99	99	99	99	11	11	11	9	2	2	2	2
19	11	4	17	17	99	21	21	11	11	11	17	9	9	2	9	9	9
20	32	34	4	99	17	11	11	17	9	17	9	56	56	56	56	56	56
21	99	11	99	4	11	17	9	9	17	9	56	4	4				
22	34	99	11	11	9	9	17	56	56	56	4						
23	9	9	9	9	56	56	56	4	4	4							
24	56	56	56	56	4	4	4										

Final Result		
1	7 C. DAVIES	Laps 17
2	1 J. REA	3.904
3	50 S. GUINTOLI	10.498
4	66 T. SYKES	12.606
5	69 N. HAYDEN	12.766
6	12 X. FORÉS	17.879
7	22 A. LOWES	18.461
8	81 J. TORRES	19.045
9	60 M. VAN DER MARK	20.882
10	32 L. SAVADORI	30.057
11	91 L. HASLAM	34.270
12	35 R. DE ROSA	34.420
13	15 A. DE ANGELIS	34.936
14	40 R. RAMOS	37.786
15	25 J. BROOKES	37.834
16	99 L. SCASSA	55.890
17	11 S. AL SULAITI	1'09.075
18	2 L. CAMIER	1'19.301
19	9 D. SCHMITTER	1'25.103
20	56 P. SEBESTYÉN	1'47.707
21	4 G. VIZZIELLO	4 Laps
RET	17 K. ABRAHAM	6 Laps
RET	34 D. GIUGLIANO	7 Laps
RET	21 M. REITERBERGER	10 Laps
NS	119 P. SZKOPEK	

These data/results cannot be reproduced, stored and/or transmitted in whole or in part by any manner of electronic, mechanical, photocopying, recording, broadcasting or otherwise now known or herein after developed without the previous express consent by the copyright owner, except for reproduction in daily press and regular printed publications on sale to the public within 60 days of the event related to those data/results and always provided that copyright symbol appears together as follows below.

© DORNA WSBK ORGANIZATION Srl 2016



Qatar Round, 28-29-30 October 2016

World Superbike - Lap Chart Race 1

Losail International Circuit 5.380 m

3 / 3

Lap 13

1	7 C.Davies (GBR)		8	22 A.Lowes (GBR)	18.799
2	1 J.Rea (GBR)	2.512	9	60 M.van der Mark (NED)	20.847
3	50 S.Guintoli (FRA)	8.005	10	32 L.Savadori (ITA)	30.605
4	69 N.Hayden (USA)	10.323	11	91 L.Haslam (GBR)	33.306
5	66 T.Sykes (GBR)	11.309	12	35 R.De Rosa (ITA)	33.422
6	12 X.Forés (ESP)	15.294	13	15 A.De Angelis (RSM)	33.721
7	81 J.Torres (ESP)	15.639	14	40 R.Ramos (ESP)	36.976
8	22 A.Lowes (GBR)	15.667	15	25 J.Brookes (AUS)	37.028
9	60 M.van der Mark (NED)	18.594	16	99 L.Scassa (ITA)	53.908
10	91 L.Haslam (GBR)	26.443	17	11 S.Al Sulaiti (QAT)	1'06.089
11	2 L.Camier (GBR)	26.590	18	2 L.Camier (GBR)	1'17.237
12	35 R.De Rosa (ITA)	26.839	19	9 D.Schmitter (SUI)	1'20.674
13	32 L.Savadori (ITA)	26.967	20	56 P.Sebestyén (HUN)	1'39.161
14	15 A.De Angelis (RSM)	27.891			
15	40 R.Ramos (ESP)	31.708			
16	25 J.Brookes (AUS)	32.552			
17	99 L.Scassa (ITA)	46.205			
18	11 S.Al Sulaiti (QAT)	54.580			
19	9 D.Schmitter (SUI)	1'05.150			
20	56 P.Sebestyén (HUN)	1'19.618			
21	4 G.Vizzello (ITA)				

Lap 17

1	7 C.Davies (GBR)	
2	1 J.Rea (GBR)	3.904
3	50 S.Guintoli (FRA)	10.498
4	66 T.Sykes (GBR)	12.606
5	69 N.Hayden (USA)	12.766
6	12 X.Forés (ESP)	17.879
7	22 A.Lowes (GBR)	18.461
8	81 J.Torres (ESP)	19.045
9	60 M.van der Mark (NED)	20.882
10	32 L.Savadori (ITA)	30.057
11	91 L.Haslam (GBR)	34.270
12	35 R.De Rosa (ITA)	34.420
13	15 A.De Angelis (RSM)	34.936
14	40 R.Ramos (ESP)	37.786
15	25 J.Brookes (AUS)	37.834
16	99 L.Scassa (ITA)	55.890
17	11 S.Al Sulaiti (QAT)	1'09.075
18	2 L.Camier (GBR)	1'19.301
19	9 D.Schmitter (SUI)	1'25.103
20	56 P.Sebestyén (HUN)	1'47.707

Lap 14

1	7 C.Davies (GBR)	
2	1 J.Rea (GBR)	2.983
3	50 S.Guintoli (FRA)	8.662
4	69 N.Hayden (USA)	11.366
5	66 T.Sykes (GBR)	12.034
6	12 X.Forés (ESP)	16.278
7	81 J.Torres (ESP)	16.518
8	22 A.Lowes (GBR)	16.892
9	60 M.van der Mark (NED)	19.267
10	32 L.Savadori (ITA)	29.264
11	91 L.Haslam (GBR)	29.439
12	35 R.De Rosa (ITA)	29.477
13	15 A.De Angelis (RSM)	30.054
14	40 R.Ramos (ESP)	33.724
15	25 J.Brookes (AUS)	34.383
16	99 L.Scassa (ITA)	48.799
17	11 S.Al Sulaiti (QAT)	58.624
18	9 D.Schmitter (SUI)	1'10.784
19	2 L.Camier (GBR)	1'11.606
20	56 P.Sebestyén (HUN)	1'26.109

Lap 15

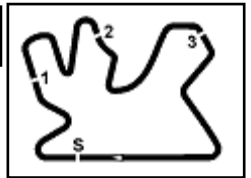
1	7 C.Davies (GBR)	
2	1 J.Rea (GBR)	3.798
3	50 S.Guintoli (FRA)	9.448
4	69 N.Hayden (USA)	12.127
5	66 T.Sykes (GBR)	12.477
6	12 X.Forés (ESP)	17.145
7	81 J.Torres (ESP)	17.468
8	22 A.Lowes (GBR)	17.741
9	60 M.van der Mark (NED)	20.171
10	32 L.Savadori (ITA)	30.152
11	91 L.Haslam (GBR)	31.566
12	35 R.De Rosa (ITA)	31.608
13	15 A.De Angelis (RSM)	31.830
14	40 R.Ramos (ESP)	35.551
15	25 J.Brookes (AUS)	35.731
16	99 L.Scassa (ITA)	51.487
17	11 S.Al Sulaiti (QAT)	1'02.313
18	2 L.Camier (GBR)	1'14.718
19	9 D.Schmitter (SUI)	1'15.937
20	56 P.Sebestyén (HUN)	1'32.683

Lap 16

1	7 C.Davies (GBR)	
2	1 J.Rea (GBR)	4.240
3	50 S.Guintoli (FRA)	10.082
4	69 N.Hayden (USA)	12.660
5	66 T.Sykes (GBR)	12.740
6	12 X.Forés (ESP)	17.763
7	81 J.Torres (ESP)	18.408

These data/results cannot be reproduced, stored and/or transmitted in whole or in part by any manner of electronic, mechanical, photocopying, recording, broadcasting or otherwise now known or herein after developed without the previous express consent by the copyright owner, except for reproduction in daily press and regular printed publications on sale to the public within 60 days of the event related to those data/results and always provided that copyright symbol appears together as follows below.

© DORNA WSBK ORGANIZATION Srl 2016



Qatar Round, 28-29-30 October 2016 World Superbike - Best Sector & Speed Race 1

Losail International Circuit 5,380 m

Results

1	7 C. DAVIES	Ducati Panigale R	Laps 17
2	1 J. REA	Kawasaki ZX-10R	3.904
3	50 S. GUINTOLI	Yamaha YZF R1	10.498
4	66 T. SYKES	Kawasaki ZX-10R	12.606
5	69 N. HAYDEN	Honda CBR1000RR SP	12.766
6	12 X. FORÉS	Ducati Panigale R	17.879
7	22 A. LOWES	Yamaha YZF R1	18.461
8	81 J. TORRES	BMW S1000 RR	19.045
9	60 M. VAN DER MARK	Honda CBR1000RR SP	20.882
10	32 L. SAVADORI	Aprilia RSV4 RF	30.057
11	91 L. HASLAM	Kawasaki ZX-10R	34.270
12	35 R. DE ROSA	BMW S1000 RR	34.420
13	15 A. DE ANGELIS	Aprilia RSV4 RF	34.936
14	40 R. RAMOS	Kawasaki ZX-10R	37.786
15	25 J. BROOKES	BMW S1000 RR	37.834
16	99 L. SCASSA	Ducati Panigale R	55.890
17	11 S. AL SULAITI	Kawasaki ZX-10R	109.075
18	2 L. CAMIER	MV Agusta 1000 F4	119.301
19	9 D. SCHMITTER	Kawasaki ZX-10R	125.103
20	56 P. SEBESTYÉN	Yamaha YZF R1	147.707
21	4 G. VIZZIELLO	Kawasaki ZX-10R	4 Laps
RET	17 K. ABRAHAM	BMW S1000 RR	6 Laps
RET	34 D. GIUGLIANO	Ducati Panigale R	7 Laps
RET	21 M. REITERBERGER	BMW S1000 RR	10 Laps
NS	119 P. SZKOPEK	Yamaha YZF R1	

Best Sector & Speed

1	35 R. DE ROSA	BMW S1000 RR	317.6
2	60 M. VAN DER MARK	Honda CBR1000RR SP	316.7
3	91 L. HASLAM	Kawasaki ZX-10R	315.8
4	15 A. DE ANGELIS	Aprilia RSV4 RF	314.9
5	81 J. TORRES	BMW S1000 RR	314.0
6	17 K. ABRAHAM	BMW S1000 RR	314.0
7	32 L. SAVADORI	Aprilia RSV4 RF	314.0
8	25 J. BROOKES	BMW S1000 RR	314.0
9	66 T. SYKES	Kawasaki ZX-10R	313.0
10	1 J. REA	Kawasaki ZX-10R	313.0
11	50 S. GUINTOLI	Yamaha YZF R1	313.0
12	69 N. HAYDEN	Honda CBR1000RR SP	311.2
13	21 M. REITERBERGER	BMW S1000 RR	311.2
14	22 A. LOWES	Yamaha YZF R1	310.3
15	34 D. GIUGLIANO	Ducati Panigale R	307.7
16	7 C. DAVIES	Ducati Panigale R	307.7
17	2 L. CAMIER	MV Agusta 1000 F4	307.7
18	99 L. SCASSA	Ducati Panigale R	305.1
19	40 R. RAMOS	Kawasaki ZX-10R	304.2
20	11 S. AL SULAITI	Kawasaki ZX-10R	304.2
21	9 D. SCHMITTER	Kawasaki ZX-10R	302.5
22	12 X. FORÉS	Ducati Panigale R	301.7
23	4 G. VIZZIELLO	Kawasaki ZX-10R	300.8
24	56 P. SEBESTYÉN	Yamaha YZF R1	300.8

Seg. 1		Seg. 2		Seg. 3		Seg. 4		Seg. 5						
1	35 R. DE ROSA	1.966	1	69 N. HAYDEN	23.438	1	7 C. DAVIES	30.339	1	1 J. REA	28.590	1	1 J. REA	32.513
2	32 L. SAVADORI	1.973	2	7 C. DAVIES	23.476	2	1 J. REA	30.470	2	7 C. DAVIES	28.689	2	50 S. GUINTOLI	32.527
3	50 S. GUINTOLI	1.979	3	1 J. REA	23.495	3	69 N. HAYDEN	30.492	3	66 T. SYKES	28.742	3	32 L. SAVADORI	32.612
4	91 L. HASLAM	1.981	4	50 S. GUINTOLI	23.639	4	50 S. GUINTOLI	30.585	4	69 N. HAYDEN	28.802	4	7 C. DAVIES	32.616
5	60 M. VAN DER MAR	1.982	5	66 T. SYKES	23.647	5	35 R. DE ROSA	30.647	5	12 X. FORÉS	28.842	5	15 A. DE ANGELIS	32.636
6	15 A. DE ANGELIS	1.984	6	60 M. VAN DER MAR	23.701	6	66 T. SYKES	30.691	6	81 J. TORRES	28.873	6	69 N. HAYDEN	32.675
7	66 T. SYKES	1.986	7	81 J. TORRES	23.708	7	12 X. FORÉS	30.771	7	91 L. HASLAM	28.900	7	22 A. LOWES	32.682
8	81 J. TORRES	1.990	8	22 A. LOWES	23.778	8	81 J. TORRES	30.780	8	50 S. GUINTOLI	28.920	8	91 L. HASLAM	32.688
9	17 K. ABRAHAM	1.990	9	12 X. FORÉS	23.808	9	22 A. LOWES	30.780	9	22 A. LOWES	28.922	9	66 T. SYKES	32.740
10	25 J. BROOKES	1.990	10	32 L. SAVADORI	23.874	10	34 D. GIUGLIANO	30.831	10	35 R. DE ROSA	28.997	10	35 R. DE ROSA	32.742
11	1 J. REA	1.996	11	2 L. CAMIER	23.877	11	32 L. SAVADORI	30.860	11	60 M. VAN DER MAR	28.999	11	12 X. FORÉS	32.771
12	21 M. REITERBERG	2.000	12	35 R. DE ROSA	23.881	12	91 L. HASLAM	30.861	12	34 D. GIUGLIANO	29.052	12	60 M. VAN DER MAR	32.785
13	22 A. LOWES	2.007	13	34 D. GIUGLIANO	23.897	13	60 M. VAN DER MAR	30.863	13	15 A. DE ANGELIS	29.097	13	34 D. GIUGLIANO	32.842
14	69 N. HAYDEN	2.014	14	91 L. HASLAM	23.903	14	2 L. CAMIER	30.884	14	2 L. CAMIER	29.111	14	25 J. BROOKES	32.857
15	34 D. GIUGLIANO	2.030	15	40 R. RAMOS	23.981	15	25 J. BROOKES	30.915	15	21 M. REITERBERG	29.136	15	81 J. TORRES	32.894
16	99 L. SCASSA	2.032	16	15 A. DE ANGELIS	24.002	16	40 R. RAMOS	30.968	16	32 L. SAVADORI	29.162	16	2 L. CAMIER	32.979
17	2 L. CAMIER	2.035	17	21 M. REITERBERG	24.101	17	15 A. DE ANGELIS	31.014	17	25 J. BROOKES	29.196	17	21 M. REITERBERG	33.032
18	7 C. DAVIES	2.036	18	99 L. SCASSA	24.143	18	21 M. REITERBERG	31.069	18	17 K. ABRAHAM	29.197	18	17 K. ABRAHAM	33.091
19	11 S. AL SULAITI	2.058	19	25 J. BROOKES	24.155	19	4 G. VIZZIELLO	31.118	19	40 R. RAMOS	29.255	19	40 R. RAMOS	33.115
20	12 X. FORÉS	2.059	20	17 K. ABRAHAM	24.165	20	11 S. AL SULAITI	31.236	20	99 L. SCASSA	29.402	20	99 L. SCASSA	33.286
21	9 D. SCHMITTER	2.064	21	11 S. AL SULAITI	24.239	21	17 K. ABRAHAM	31.251	21	11 S. AL SULAITI	29.639	21	11 S. AL SULAITI	33.445
22	40 R. RAMOS	2.065	22	4 G. VIZZIELLO	24.281	22	99 L. SCASSA	31.318	22	4 G. VIZZIELLO	29.696	22	4 G. VIZZIELLO	33.471
23	56 P. SEBESTYÉN	2.075	23	9 D. SCHMITTER	24.372	23	9 D. SCHMITTER	31.507	23	9 D. SCHMITTER	29.711	23	9 D. SCHMITTER	33.535
24	4 G. VIZZIELLO	2.078	24	56 P. SEBESTYÉN	24.723	24	56 P. SEBESTYÉN	31.758	24	56 P. SEBESTYÉN	30.080	24	56 P. SEBESTYÉN	33.781

29/10/2016

These data/results cannot be reproduced, stored and/or transmitted in whole or in part by any manner of electronic, mechanical, photocopying, recording, broadcasting or otherwise now known or herein after developed without the previous express consent by the copyright owner, except for reproduction in daily press and regular printed publications on sale to the public within 60 days of the event related to those data/results and always provided that copyright symbol appears together as follows below.

© DORNA WSBK ORGANIZATION Srl 2016

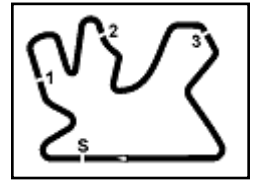
PIRELLI PERFORMING



Official Tyre Supplier



Official Timekeeper



Qatar Round, 28-29-30 October 2016 World Superbike - Chronological Analysis Race 1

Losail International Circuit 5.380 m

Start at 20:01'04.052

3 / 3

12	2.109	24.334	31.449	29.728	33.380	2'01.000	297.5	20:25'25.524
13	2.098	24.300	31.506	29.620	33.568	2'01.092	296.7	20:27'26.616
14	2.109	24.224	31.479	29.641	33.529	2'00.982	295.9	20:29'27.598
15	2.098	24.226	31.516	29.856	33.596	2'01.292	296.7	20:31'28.990
16	2.091	24.391	31.572	29.896	33.509	2'01.459	298.3	20:33'30.349
17	2.095	24.401	31.604	29.948	33.759	2'01.807	296.7	20:35'32.156

11	2.154	24.998	32.374	30.652	34.552	2'04.730	290.3	20:23'50.727
12	2.163	25.046	32.249	30.589	34.463	2'04.510	288.8	20:25'55.237
13	2.165	25.185	32.292	30.740	34.410	2'04.792	288.8	20:28'00.029
14	2.163	25.071	32.216	30.899	34.530	2'04.879	288.0	20:30'04.908
15	2.154	25.206	32.368	30.973	34.477	2'05.178	289.5	20:32'10.086
16	2.160	25.254	32.461	30.940	34.701	2'05.516	288.8	20:34'15.602
17	2.177	25.176	32.685	31.545	36.788	2'08.371	285.7	20:36'23.973

11 S. AL SULAITI (2'00.845)

Lap	Seg. 1	Seg. 2	Seg. 3	Seg. 4	Seg. 5	Lap Time	km/h	Local Time
1			32.462	29.701	33.606	2'09.637		20:03'13.689
2	2.066	24.676	31.662	29.974	33.513	2'01.891	302.5	20:05'15.580
3	2.058	24.445	31.589	29.785	33.750	2'01.627	304.2	20:07'17.207
4	2.102	24.239	31.401	29.658	33.445	2'00.845	295.9	20:09'18.052
5	2.064	24.447	31.717	29.666	33.609	2'01.503	304.2	20:11'19.555
6	2.065	24.369	31.236	29.639	33.681	2'00.990	295.9	20:13'20.545
7	2.100	24.625	31.439	29.720	33.878	2'01.762	298.3	20:15'22.307
8	2.117	24.414	31.628	30.043	33.823	2'02.025	295.1	20:17'24.332
9	2.128	24.402	31.476	30.006	33.925	2'01.937	294.3	20:19'26.269
10	2.125	24.579	31.564	29.947	33.959	2'02.174	295.1	20:21'28.443
11	2.126	24.431	31.529	29.980	34.159	2'02.225	293.5	20:23'30.668
12	2.126	24.451	31.669	30.063	33.868	2'02.177	293.5	20:25'32.845
13	2.122	24.493	31.489	30.007	34.035	2'02.146	294.3	20:27'34.991
14	2.125	24.528	31.650	30.166	33.963	2'02.432	291.9	20:29'37.423
15	2.118	24.495	31.661	29.980	34.039	2'02.293	295.9	20:31'39.716
16	2.117	24.496	31.924	30.190	34.087	2'02.814	295.1	20:33'42.530
17	2.120	24.629	31.724	30.107	34.231	2'02.811	292.7	20:35'45.341

4 G. VIZZIELLO (2'00.960)

Lap	Seg. 1	Seg. 2	Seg. 3	Seg. 4	Seg. 5	Lap Time	km/h	Local Time
1			32.332	29.728	33.644	2'09.126		20:03'13.178
2	2.086	25.083	31.198	29.894	33.471	2'01.732	299.2	20:05'14.910
3	2.105	24.281	31.118	29.696	33.760	2'00.960	296.7	20:07'15.870
4	2.078	24.631	31.320	29.741	33.737	2'01.507	300.0	20:09'17.377
5	2.084	25.056	31.584	30.090	3'51.356	5'20.170 P	300.8	20:14'37.547
6	7.473	28.609			39.284	2'36.218 P		20:17'13.765
7	2.120	25.470	39.103	38.780	3'58.918	5'44.391 P	294.3	20:22'58.156
8	6.181	31.464	34.800	30.095	33.722	2'16.262 P		20:25'14.418
9	2.129	24.686	31.768	30.776	34.060	2'03.419	293.5	20:27'17.837
10	2.124	24.882	32.106	30.566	34.486	2'04.164	294.3	20:29'22.001
11	2.154	24.875	32.038	30.699	34.525	2'04.291	289.5	20:31'26.292
12	2.135	26.701	32.141	30.236	34.220	2'05.433	291.9	20:33'31.725
13	2.125	24.672	31.773	30.719	34.753	2'04.042	293.5	20:35'35.765

17 K. ABRAHAM (1'59.831)

Lap	Seg. 1	Seg. 2	Seg. 3	Seg. 4	Seg. 5	Lap Time	km/h	Local Time
1			32.733	29.610	33.310	2'09.151		20:03'13.203
2	1.990	24.302	31.251	29.197	33.091	1'59.831	314.0	20:05'13.034
3	2.023	24.165	33.952	29.234	33.319	2'02.693	309.5	20:07'15.727
4	2.030	24.383	31.302	29.528	33.164	2'00.137	307.7	20:09'15.864
5	2.030	24.607	32.346	30.802	33.594	2'03.379	307.7	20:11'19.243
6	2.038	25.199	31.752	29.498	33.254	2'01.741	307.7	20:13'20.984
7	2.015	28.291	31.872	29.961	33.540	2'05.679	311.2	20:15'26.663
8	2.037	24.387	31.564	29.587	33.759	2'01.334	306.8	20:17'27.997
9	2.040	27.479	31.471	29.525	33.261	2'03.776	306.8	20:19'31.773
10	2.040	24.307	31.757	29.975	33.312	2'01.391	306.8	20:21'33.164
11	2.051	24.305	31.692	29.595	33.461	2'01.104	305.1	20:23'34.268

34 D. GIUGLIANO (1'58.914)

Lap	Seg. 1	Seg. 2	Seg. 3	Seg. 4	Seg. 5	Lap Time	km/h	Local Time
1			32.159	32.989	32.842	2'10.422		20:03'14.474
2	2.030	24.481	31.352	29.311	33.367	2'00.541	307.7	20:05'15.015
3	2.032	23.973	30.831	29.052	33.026	1'58.914	306.8	20:07'13.929
4	2.040	24.434	30.954	29.488	33.336	2'00.252	306.8	20:09'14.181
5	2.051	24.137	30.897	29.222	33.072	1'59.379	304.2	20:11'13.560
6	2.062	23.964	31.002	29.184	33.085	1'59.297	303.4	20:13'12.857
7	2.043	24.153	31.072	29.137	33.099	1'59.504	306.8	20:15'12.361
8	2.064	23.929	31.090	29.190	33.143	1'59.416	301.7	20:17'11.777
9	2.086	24.065	30.888	29.190	33.025	1'59.254	299.2	20:19'11.031
10	2.077	23.897	31.132	29.263	33.141	1'59.510	300.8	20:21'10.541

21 M. REITERBERGER (2'00.296)

Lap	Seg. 1	Seg. 2	Seg. 3	Seg. 4	Seg. 5	Lap Time	km/h	Local Time
1			32.412	30.239	33.032	2'08.658		20:03'12.710
2	2.000	24.101	31.069	29.388	33.803	2'00.361	311.2	20:05'13.071
3	2.055	24.399	31.117	29.254	33.569	2'00.394	302.5	20:07'13.465
4	2.040	24.321	31.217	29.136	33.582	2'00.296	305.1	20:09'13.761
5	2.041	26.619	32.943	29.777	33.351	2'04.731	304.2	20:11'18.492
6	2.062	24.301	31.436	29.516	33.929	2'01.244	303.4	20:13'19.736
7	2.022	24.471	31.593	29.567	33.654	2'01.307	305.9	20:15'21.043

56 P. SEBESTYÉN (2'02.786)

Lap	Seg. 1	Seg. 2	Seg. 3	Seg. 4	Seg. 5	Lap Time	km/h	Local Time
1			32.892	30.489	33.781	2'11.519		20:03'15.571
2	2.075	25.500	31.830	30.080	33.967	2'03.452	300.8	20:05'19.023
3	2.105	24.869	31.865	30.202	33.862	2'02.903	296.7	20:07'21.926
4	2.115	24.746	31.988	30.172	34.017	2'03.038	295.1	20:09'24.964
5	2.128	24.843	31.823	30.181	33.976	2'02.951	293.5	20:11'27.915
6	2.128	24.723	31.758	30.264	33.913	2'02.786	292.7	20:13'30.701
7	2.130	24.763	31.907	30.380	34.030	2'03.210	293.5	20:15'33.911
8	2.141	24.758	32.104	30.436	34.311	2'03.750	291.9	20:17'37.661
9	2.150	25.093	32.210	30.361	34.313	2'04.127	290.3	20:19'41.788
10	2.149	24.943	32.087	30.670	34.360	2'04.209	290.3	20:21'45.997

P = Pits In/Out - C = Lap-Time Cancelled

These data/results cannot be reproduced, stored and/or transmitted in whole or in part by any manner of electronic, mechanical, photocopying, recording, broadcasting or otherwise now known or herein after developed without the previous express consent by the copyright owner, except for reproduction in daily press and regular printed publications on sale to the public within 60 days of the event related to those data/results and always provided that copyright symbol appears together as follows below.

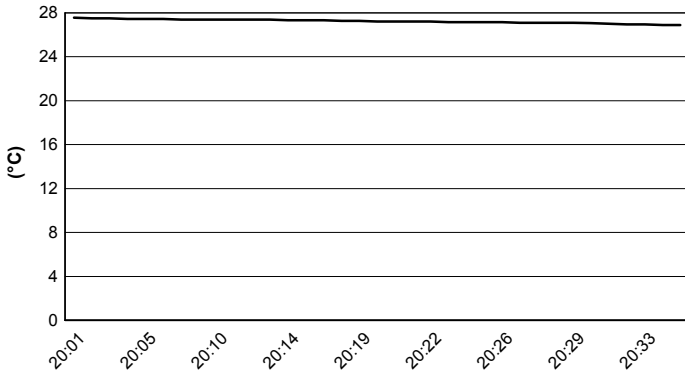
© DORNA WSBK ORGANIZATION Srl 2016

Qatar Round, 28-29-30 October 2016 World Superbike - Weather Report Race 1

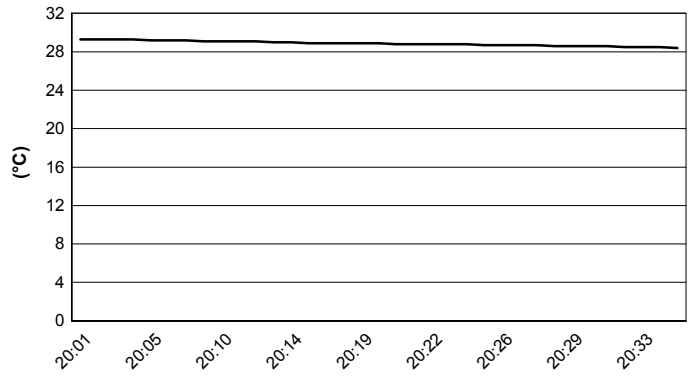
Losail International Circuit 5.380 m

Session started 20:01 Session ended 20:36

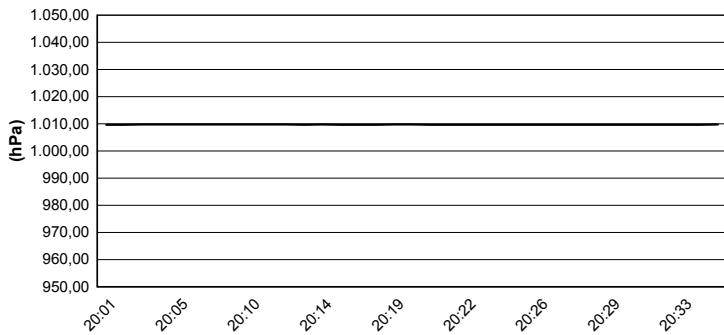
Air Temperature



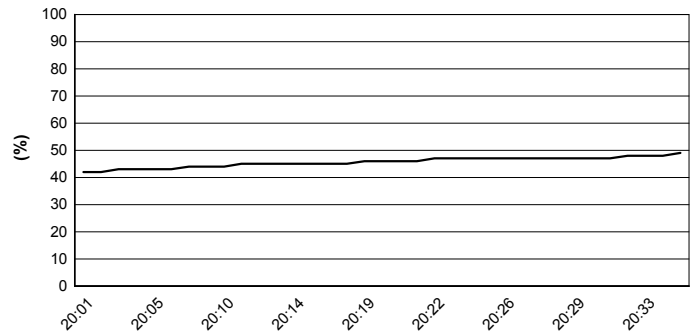
Track Temperature



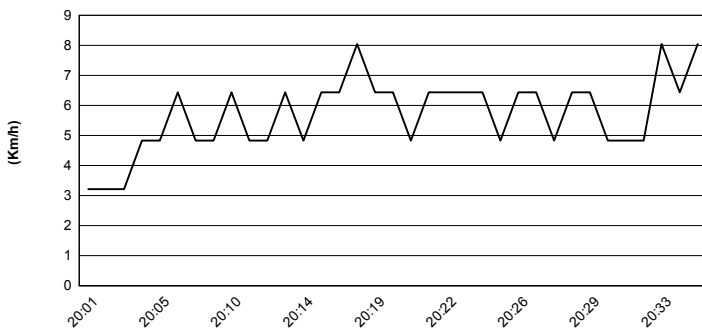
Air Pressure



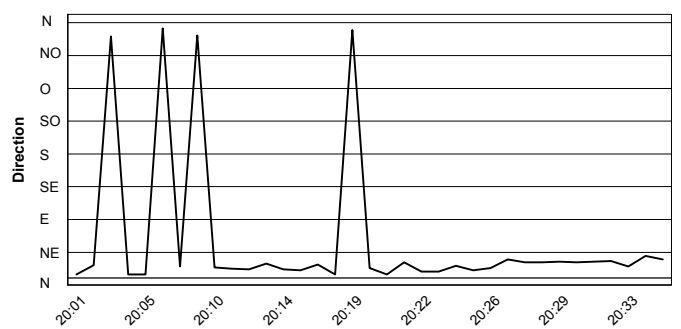
Humidity



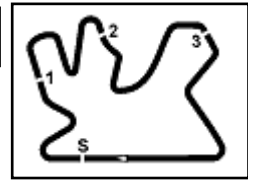
Wind Speed



Wind Direction



These data/results cannot be reproduced, stored and/or transmitted in whole or in part by any manner of electronic, mechanical, photocopying, recording, broadcasting or otherwise now known or herein after developed without the previous express consent by the copyright owner, except for reproduction in daily press and regular printed publications on sale to the public within 60 days of the event related to those data/results and always provided that copyright symbol appears together as follows below.
© DORNA WSBK ORGANIZATION Srl 2016



Qatar Round, 28-29-30 October 2016 World Superbike - Championship Standings

Losail International Circuit 5.380 m

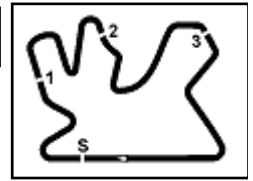
1 / 2

Points	Points From First	Points From Previous	February 28 PHILLIP ISLAND		March 13 BURIRAM		April 3 ARAGON		April 17 ASSEN		May 1 IMOLA		May 15 SEPANG		May 29 DONINGTON PARK		June 19 MISANO		July 10 LAGUNA SECA		September 18 LAUSITZRING		October 2 MAGNY-COURS		October 16 JEREZ		October 28 LOSAIL			
			1	2	1	2	1	2	1	2	1	2	1	2	1	2	1	2	1	2	1	2	1	2	1	2	1	2	1	2
1 REA Jonathan (GBR)	482		25	25	25	20	20	16	25	25	20	20	20	16	16	20	25	25	25	25	25	25	13	20	16	20	20			
2 SYKES Tom (GBR)	427	55	11	10	20	25	16	20	20	16	16	25	8	25	25	20	20	20	25	20	4	16	16	20	16	13				
3 DAVIES Chaz (GBR)	420	62	7	20	6	13	16	25	25	20	11	25	25	16	13	16	13	16	25	10	25	25	25	25	25	25	25			
4 VAN DER MARK Michael (NED)	262	220	158	16	20	16	13	9	16	9	7	9	10	8	8	16	6	13	9	10	8	20	11	11	10	7				
5 HAYDEN Nicky (USA)	239	243	23	7	13	11	10	16	10	7	8	8	25	11	10	10	16	11	16	6	7	13	13	11						
6 TORRES Jordi (ESP)	203	279	36	8	9	8	8	9	11	11	1	13	9	13	3	9	5	11	9	8	10	13	2	9	8	8	8			
7 GIUGLIANO Davide (ITA)	197	285	6	13	16	6	11	10	8	11	13	10	20	20	9	2	16	20	9	6	6	6	6	3						
8 CAMIER Leon (GBR)	165	317	32	9	5	5	13	7	10	11	6	7	13	11	8	5	11	13	9	13	9	13	9							
9 SAVADORI Lorenzo (ITA)	146	336	19	4	6	7	6	5	10	13	8	5	2	10	13	11	10	11	10	11	11	10	10	3	6	6				
10 FORÉS Xavi (ESP)	143	339	3	2	13	13	3	6	6	6	2	5	4	2	13	9	13	6	16	8	6	8	6	10	10	10				
11 GUINTOLI Sylvain (FRA)	128	354	15	10	11	9	10	7	6	5	8	8	9	11	11	11	12	12	13	13	7	11	7	8	10	11	16			
12 LOWES Alex (GBR)	125	357	3	2	10	8	7	8	9	5	10	11	3	8	11	2	8	5	9	9	11	11	11	11	11	11	12			
13 DE ANGELIS Alex (RSM)	96	386	29	3	7	2	5	8	4	1	2	9	1	4	3	7	4	20	6	2	5	3	5	3						
14 BROOKES Joshua (AUS)	89	393	7	6	7	1	3	3	5	2	3	5	4	2	7	5	2	3	2	9	4	5	6	4	1					
15 RAMOS Román (ESP)	87	395	2	5	4	4	4	4	7	4	3	3	7	4	1	6	3	7	3	3	4	5	2							
16 REITERBERGER Markus (GER)	81	401	6	8	11	9	2	1	9	3	4	6	5	10	11	12	12	12	16	4	7	2	16	16	16					
17 WEST Anthony (AUS)	64	418	17										7	11	6	4	6	5	4	7	5				2	7				
18 ABRAHAM Karel (CZE)	33	449	31	3	5	1	1	2	2	4	7	7	1	2	4	1	18	18	18	18	18	18	18	18	18	18				
19 CANEPA Niccolò (ITA)	30	452	3													9	7	6	8											
20 BAIOTTO Matteo (ITA)	12	470	18	3	3	2	4	18	18	18	18	18	18	19	19	19	20	20	20	20	20	20	20	20	20	20				
21 LAGRIVE Matthieu (FRA)	11	471	1																			10	1	21	21	21				
22 SCASSA Luca (ITA)	10	472	1										3	21	21	21	22	23	23	23	25	25	21	21	22	22	22			
23 MAHIAS Lucas (FRA)	9	473	1						6	3	19	18	19	19	19	20	20	20	21	21	21	21	21	23	23	23	23			
24 DE ROSA Raffaele (ITA)	9	473	0																		5	23	23	24	25	25	25	25	4	
25 BEAUBIER Cameron (USA)	6	476	3																											

First Line: Championship Standings - Second Line: Ranking Progression

These data/results cannot be reproduced, stored and/or transmitted in whole or in part by any manner of electronic, mechanical, photocopying, recording, broadcasting or otherwise now known or herein after developed without the previous express consent by the copyright owner, except for reproduction in daily press and regular printed publications on sale to the public within 60 days of the event related to those data/results and always provided that copyright symbol appears together as follows below.

© DORNA WSBK ORGANIZATION Srl 2016


Qatar Round, 28-29-30 October 2016
World Superbike - Championship Standings

Losail International Circuit 5.380 m

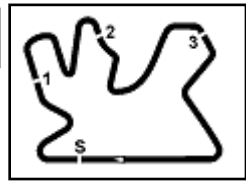
2 / 2

	Points	Points From First	Points From Previous	February 28 PHILLIP ISLAND	March 13 BURIRAM	April 3 ARAGON	April 17 ASSEN	May 1 IMOLA	May 15 SEPANG	May 29 DONINGTON PARK	June 19 MISANO	July 10 LAGUNA SECA	September 18 LAUSITZRING	October 2 MAGNY-COURS	October 16 JEREZ	October 28 LOSAIL		
26 HASLAM Leon (GBR)	5	477	1													5	26	
27 SCHMITTER Dominic (SUI)	5	477	0					1 22	24 25	1 22 23	24 24	24 23	23 24	25 25	25 25	26		
28 VIZZIELLO Gianluca (ITA)	4	478	1										3 26	27 27	27 27	28		
29 SZKOPEK Pawel (POL)	3	479	1								1 28 28	28 29	29 26	27 27	27 28	29		
30 JONES Mike (AUS)	2	480	1	2 14 16	18 18	19 19	20 20	20 20	22 22	22 23	24 24	24 26	26 28	29 29	29 29	30		
31 HOOK Josh (AUS)	2	480	0					1 24	1 22	22 23	24 24	24 26	26 28	29 29	29 29	30		
32 BARRIER Sylvain (FRA)	2	480	0	1 15	1 16	18 18	19 19	20 20	20 20	22 22	22 23	24 24	24 26	26 28	29 29	29 29	30	
33 SEBESTYÉN Péter (HUN)	1	481	1												1 32	32	33	
34 AL SULAITI Saeed (QAT)	1	481	0									1 29	29 31	32 32	32 32	33		
35 LUSSIANA Matthieu (FRA)	1	481	0				1 22	22 22	24 25	26 27	28 28	28 29	29 31	32 32	32 32	33		

First Line: Championship Standings - Second Line: Ranking Progression

These data/results cannot be reproduced, stored and/or transmitted in whole or in part by any manner of electronic, mechanical, photocopying, recording, broadcasting or otherwise now known or herein after developed without the previous express consent by the copyright owner, except for reproduction in daily press and regular printed publications on sale to the public within 60 days of the event related to those data/results and always provided that copyright symbol appears together as follows below.

© DORNA WSBK ORGANIZATION Srl 2016



Qatar Round, 28-29-30 October 2016 World Superbike - Manufacturers Standings

Losail International Circuit 5.380 m

Points	Points From First	Points From Previous	February 28 PHILLIP ISLAND		March 13 BURIRAM		April 3 ARAGON		April 17 ASSEN		May 1 IMOLA		May 15 SEPANG		May 29 DONINGTON PARK		June 19 MISANO		July 10 LAGUNA SECA		September 18 LAUSITZRING		October 2 MAGNY-COURS		October 16 JEREZ		October 28 LOSAIL	
			1	2	1	2	1	2	1	2	1	2	1	2	1	2	1	2	1	2	1	2	1	2	1	2	1	2
1	KAWASAKI	562	25	25	25	25	20	20	25	25	20	20	25	16	25	25	25	25	25	25	25	20	25	16	20	20	20	20
			1	1	1	1	1	1	1	1	1	1	1	1	1	1	1	1	1	1	1	1	1	1	1	1	1	1
2	DUCATI	492	70	20	16	13	16	25	25	20	11	25	25	16	20	20	16	13	16	9	20	25	16	25	25	25	25	25
				2	2	3	2	2	2	2	2	2	2	2	2	2	2	2	2	2	2	2	2	2	2	2	2	2
3	HONDA	333	229	16	20	16	13	10	9	16	16	9	8	9	25	11	10	16	10	16	11	16	8	20	11	13	13	11
				3	2	2	2	3	3	3	3	3	3	3	3	3	3	3	3	3	3	3	3	3	3	3	3	3
4	BMW	224	338	8	9	11	9	9	11	11	2	13	9	13	6	9	7	11	9	8	10	13	9	4	9	8	8	8
				6	5	5	5	5	4	4	5	4	4	4	4	4	4	4	4	4	4	4	4	4	4	4	4	4
5	YAMAHA	212	350	10	11	10	10	8	7	8	9	5	10	11		6	9	8	11	8	8	11	7	8	10	11	16	
				4	4	4	4	4	5	5	4	5	5	5	5	5	5	5	5	5	5	5	5	5	5	5	5	5
6	APRILIA	190	372	4	3	7	7	6	8	10	13	8	5	9	10	13	4	11	10		4	20	11	10	5	6	6	
				7	7	6	6	6	6	6	6	6	6	6	6	6	6	6	6	6	6	6	6	6	6	6	6	6
7	MV AGUSTA	165	397	9	5	5	5	13	7	10	11	6	7	13	11	8	7	5		11	13	9	13	9	9	7	7	
				5	6	6	7	7	7	7	7	7	7	7	7	7	7	7	7	7	7	7	7	7	7	7	7	7

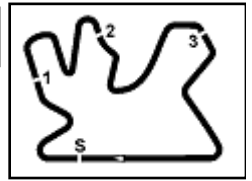
First Line: Championship Standings - Second Line: Ranking Progression

These data/results cannot be reproduced, stored and/or transmitted in whole or in part by any manner of electronic, mechanical, photocopying, recording, broadcasting or otherwise now known or herein after developed without the previous express consent by the copyright owner, except for reproduction in daily press and regular printed publications on sale to the public within 60 days of the event related to those data/results and always provided that copyright symbol appears together as follows below.

© DORNA WSBK ORGANIZATION Srl 2016

FICR PEROGIA TINO





Qatar Round, 28-29-30 October 2016
World Superbike - Pirelli Best Lap Award

Losail International Circuit 5.380 m

Points	Points From First	Points From Previous	February 28	March 13	April 3	April 17	May 1	May 15	May 29	June 19	July 10	September 18	October 2	October 16	October 28		
			PHILLIP ISLAND	BURIRAM	ARAGON	ASSEN	IMOLA	SEPANG	DONINGTON PARK	MISANO	LAGUNA SECA	LAUSITZRING	MAGNY-COURS	JEREZ	LOSAIL		
Fastest Laps																	
1 DAVIES Chaz (GBR)	10		1		1 1	1	1 1				1	1			1 1		
2 SYKES Tom (GBR)	6 4							1		1	1		1 1	1			
3 REA Jonathan (GBR)	5 5 1			1 1		1			1 1								
4 GIUGLIANO Davide (ITA)	2 8 3	1						1									
5 FORÉS Xavi (ESP)	1 9 1											1					
6 LOWES Alex (GBR)	1 9 0									1							

These data/results cannot be reproduced, stored and/or transmitted in whole or in part by any manner of electronic, mechanical, photocopying, recording, broadcasting or otherwise now known or herein after developed without the previous express consent by the copyright owner, except for reproduction in daily press and regular printed publications on sale to the public within 60 days of the event related to those data/results and always provided that copyright symbol appears together as follows below.

© DORNA WSBK ORGANIZATION Srl 2016

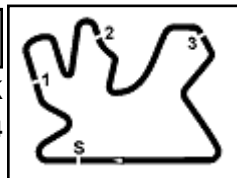
FICR PEROGIA TUNING



Official Tyre Supplier



Official Timekeeper



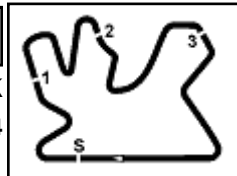
Qatar Round, 28-29-30 October 2016

World Superbike - Best Laps & Speeds

No.	Rider		Best Lap		FP1		FP2		FP3		SP1		SP2		RC1	
	Nat	Bike	laps	speed	laps	speed	laps	speed	laps	speed	laps	speed	laps	speed	laps	speed
1	1	J. REA	73	315	19	315	23	311	8	303			6	310	17	313
		GBR Kawasaki ZX-10R														
2	69	N. HAYDEN	74	311	21	309	22	306	8	303			6	311	17	311
		USA Honda CBR1000RR SP														
3	7	C. DAVIES	74	313	20	311	24	313	7	308			6	310	17	308
		GBR Ducati Panigale R														
4	50	S. GUINTOLI	68	313	20	313	18	311	7	307			6	310	17	313
		FRA Yamaha YZF R1														
5	66	T. SYKES	64	313	19	309	17	308	6	302			5	309	17	313
		GBR Kawasaki ZX-10R														
6	22	A. LOWES	72	310	17	308	24	306	8	301			6	306	17	310
		GBR Yamaha YZF R1														
7	12	X. FORÉS	62	309	18	306	16	304	6	303			5	309	17	302
		ESP Ducati Panigale R														
8	32	L. SAVADORI	66	314	20	307	19	311	4	302			6	309	17	314
		ITA Aprilia RSV4 RF														
9	60	M. VAN DER MARK	61	317	21	311	3	303	8	305	6	311	6	307	17	317
		NED Honda CBR1000RR SP														
10	81	J. TORRES	71	314	20	311	22	310	5	303			7	309	17	314
		ESP BMW S1000 RR														
11	34	D. GIUGLIANO	60	308	18	305	14	306	7	299	6	304	5	303	10	308
		ITA Ducati Panigale R														
12	2	L. CAMIER	69	308	18	299	19	301	8	293			7	302	17	308
		GBR MV Agusta 1000 F4														
13	35	R. DE ROSA	64	318	18	315	18	314	5	307	6	312			17	318
		ITA BMW S1000 RR														
14	25	J. BROOKES	64	314	20	309	13	309	7	303	7	309			17	314
		AUS BMW S1000 RR														
15	15	A. DE ANGELIS	71	318	21	315	18	318	8	309	7	317			17	315
		RSM Aprilia RSV4 RF														
16	91	L. HASLAM	53	316	7	267	15	309	7	299	7	303			17	316
		GBR Kawasaki ZX-10R														
17	21	M. REITERBERGER	51	311	11	310	19	307	7	307	7	308			7	311
		GER BMW S1000 RR														
18	17	K. ABRAHAM	66	314	21	308	20	309	8	304	6	310			11	314
		CZE BMW S1000 RR														
19	40	R. RAMOS	45	309	4	305	12	303	6	303	6	309			17	304
		ESP Kawasaki ZX-10R														
20	11	S. AL SULAITI	66	305	16	303	19	302	7	296	7	305			17	304
		QAT Kawasaki ZX-10R														

These data/results cannot be reproduced, stored and/or transmitted in whole or in part by any manner of electronic, mechanical, photocopying, recording, broadcasting or otherwise now known or herein after developed without the previous express consent by the copyright owner, except for reproduction in daily press and regular printed publications on sale to the public within 60 days of the event related to those data/results and always provided that copyright symbol appears together as follows below.

© DORNA WSBK ORGANIZATION Srl 2016



Qatar Round, 28-29-30 October 2016

World Superbike - Best Laps & Speeds

No.	Rider		Best Lap		FP1		FP2		FP3		SP1		SP2		RC1	
	Nat	Bike	laps	speed	laps	speed	laps	speed	laps	speed	laps	speed	laps	speed	laps	speed
21	99	L. SCASSA		1'59.792	2'01.633	2'00.635	2'01.755		1'59.792		2'00.549				17	305
	ITA	Ducati Panigale R	63	305	19	302	14	301	7	293	6	304				
22	4	G. VIZZIELLO		1'59.968	2'00.919	2'00.900	2'00.978		1'59.968		2'00.960				13	301
	ITA	Kawasaki ZX-10R	60	305	15	304	20	305	6	294	6	303				
23	119	P. SZKOPEK		2'00.876	2'02.491	2'01.633				2'00.876						
	POL	Yamaha YZF R1	37	298	19	296	13	295		5	298					
24	9	D. SCHMITTER		2'01.501	2'03.193	2'02.307	2'03.613	2'01.624			2'01.501				17	303
	SUI	Kawasaki ZX-10R	71	305	22	300	18	295	8	290	6	305				
25	56	P. SEBESTYÉN		2'01.667	2'06.934	2'03.625	2'02.945	2'01.667			2'02.786				17	301
	HUN	Yamaha YZF R1	72	302	22	299	19	298	7	293	7	302				

29/10/2016

These data/results cannot be reproduced, stored and/or transmitted in whole or in part by any manner of electronic, mechanical, photocopying, recording, broadcasting or otherwise now known or herein after developed without the previous express consent by the copyright owner, except for reproduction in daily press and regular printed publications on sale to the public within 60 days of the event related to those data/results and always provided that copyright symbol appears together as follows below.

© DORNA WSBK ORGANIZATION Srl 2016