

## Qatar Round, 28-29-30 October 2016 World Superbike - Results Race 2 - Red Flag

Losail International Circuit 5.380 m

Laps 7 = 37,660 Km - Time Of Race 13'49.723 - Avg. 163,399 km/h

1 / 2

Pos	Race	Grid	No. Rider	Nat	Team	Bike	LL	Gap	Fastest Lap	Speed	Qualifying		Ranking	
											Time	Speed	R1	R2
1	3	7	C. DAVIES	GBR	Aruba.it Racing - Ducati	Ducati Panigale R	7		1'57.413	307,7	1'56.602	310,3	420	3
2	5	66	T. SYKES	GBR	Kawasaki Racing Team	Kawasaki ZX-10R	7	2.743	1'57.665	313,0	1'56.935	309,5	427	2
3	4	50	S. GUINTOLI	FRA	Pata Yamaha Official WorldSBK Team	Yamaha YZF R1	7	3.360	1'57.986	316,7	1'56.866	310,3	128	11
4	7	12	X. FORÉS	ESP	Barni Racing Team	Ducati Panigale R	7	4.134	1'58.057	310,3	1'57.018	308,6	143	10
5	13	35	R. DE ROSA	ITA	Althea BMW Racing Team	BMW S1000 RR	7	9.107	1'58.393	319,5	1'58.289	312,1	9	24
6	10	81	J. TORRES	ESP	Althea BMW Racing Team	BMW S1000 RR	7	9.145	1'58.436	317,6	1'57.485	309,5	203	6
7	15	15	A. DE ANGELIS	RSM	IodaRacing Team	Aprilia RSV4 RF	7	9.767	1'58.819	315,8	1'58.518	316,7	96	13
8	16	91	L. HASLAM	GBR	Pedercini Racing	Kawasaki ZX-10R	7	9.915	1'58.387	305,9	1'58.622	303,4	5	26
9	1	1	J. REA	GBR	Kawasaki Racing Team	Kawasaki ZX-10R	7	10.353	1'58.376	320,5	1'56.356	310,3	482	1
10	9	60	M. VAN DER MARK	NED	Honda World Superbike Team	Honda CBR1000RR SP	7	10.736	1'58.796	316,7	1'57.126	311,2	262	4
11	12	2	L. CAMIER	GBR	MV Agusta Reparto Corse	MV Agusta 1000 F4	7	11.318	1'58.969	305,9	1'58.480	301,7	165	8
12	19	40	R. RAMOS	ESP	Team GoEleven	Kawasaki ZX-10R	7	16.428	1'59.569	305,1	1'58.958	309,5	87	15
13	17	21	M. REITERBERGER	GER	Althea BMW Racing Team	BMW S1000 RR	7	18.788	1'59.673	317,6	1'58.633	307,7	81	16
14	18	17	K. ABRAHAM	CZE	Milwaukee BMW	BMW S1000 RR	7	21.244	2'00.164	310,3	1'58.934	310,3	33	18
15	2	69	N. HAYDEN	USA	Honda World Superbike Team	Honda CBR1000RR SP	7	22.554	1'58.919	312,1	1'56.561	311,2	239	5
16	21	99	L. SCASSA	ITA	VFT Racing	Ducati Panigale R	7	22.559	1'59.597	306,8	1'59.792	304,2	10	22
17	22	4	G. VIZZIELLO	ITA	Grillini Racing Team	Kawasaki ZX-10R	7	25.448	2'00.721	305,1	1'59.968	303,4	4	28
18	8	32	L. SAVADORI	ITA	IodaRacing Team	Aprilia RSV4 RF	7	28.930	1'58.552	309,5	1'57.094	308,6	146	9
19	6	22	A. LOWES	GBR	Pata Yamaha Official WorldSBK Team	Yamaha YZF R1	7	29.521	1'58.399	310,3	1'57.014	305,9	125	12
20	24	9	D. SCHMITTER	SUI	Grillini Racing Team	Kawasaki ZX-10R	7	29.627	2'01.372	307,7	2'01.624	305,1	5	27
21	25	56	P. SEBESTYÉN	HUN	Team Tóth	Yamaha YZF R1	7	37.281	2'01.706	306,8	2'01.667	301,7	1	33
22	23	119	P. SZKOPEK	POL	Team Tóth	Yamaha YZF R1	6	1 Lap	2'02.234	298,3	2'00.876	298,3	3	29
-----Not Classified-----														
NC	20	11	S. AL SULAITI	QAT	Pedercini Racing	Kawasaki ZX-10R	7	22.232	2'00.429	302,5	1'59.734	305,1	1	34
RET	14	25	J. BROOKES	AUS	Milwaukee BMW	BMW S1000 RR	5	2 Laps	1'59.066	314,9	1'58.437	308,6	89	14

AIR	Humidity:	55%	Temp:	27°C
TRACK	Condition:	Dry	Temp:	28°C

Records	Pole (SP2)	2016	J.Rea	1'56.356	166,450 Km/h
	Race	2015	T.Sykes	1'57.317	165.090 Km/h
	Circuit (SP2)	2016	J.Rea	1'56.356	166,450 Km/h
Race Fastest lap		Lap 4	C.Davies	1'57.413	164.956 Km/h

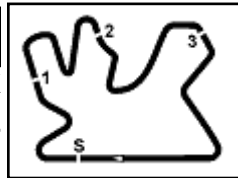
LAP LEADERS					
No.	Rider	From	To	Laps	Total
1	J. REA	1	1	1	0
7	C. DAVIES	2	7	6	0

TOTAL LEADER LAPS					
No.	Rider	Laps			
7	C. DAVIES	175	25	J. BROOKES	5
66	T. SYKES	170	22	A. LOWES	1
1	J. REA	104	32	L. SAVADORI	1
69	N. HAYDEN	16	44	L. MAHIAS	1
34	D. GIUGLIANO	14			
60	M. VAN DER MARK	8			
2	L. CAMIER	6			

Start 30/10/2016 21:01 End 21:17 The results are provisional until the end of the time limit for protests and appeals and the completion of the technical checks.

These data/results cannot be reproduced, stored and/or transmitted in whole or in part by any manner of electronic, mechanical, photocopying, recording, broadcasting or otherwise now known or herein after developed without the previous express consent by the copyright owner, except for reproduction in daily press and regular printed publications on sale to the public within 60 days of the event related to those data/results and always provided that copyright symbol appears together as follows below.

© DORNA WSBK ORGANIZATION Srl 2016

**Qatar Round, 28-29-30 October 2016**  
**World Superbike - Results Race 2 - Red Flag**

Losail International Circuit 5.380 m

2 / 2

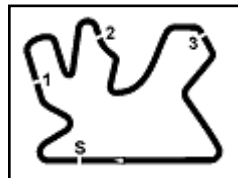
## RACE HIGHLIGHTS

20.42.05		N.69 (Hayden N.) starts from the pit lane (art. 1.21.23)
20.57.50		Warm-up Lap Start
21.01.11		Start
21.01.19	22 Lowes	On the Gravel - Re-Joined - Turn 1
21.01.20	32 Savadori	On the Gravel - Re-Joined - Turn 1
21.02.28		No Jump Start
21.03.15	1 Rea	On the Gravel - Re-Joined - Turn 1
21.12.51	25 Brookes	Crashed - Turn 14
21.13.32	25 Brookes	Out
21.15.34	119 Szkopek	Entered Pits
21.15.39	11 Al Sulaiti	Technical Problem - Turn 1
21.15.55		RED FLAG
21.17.21		End Of Session

	Start	End	The results are provisional until the end of the time limit for protests and appeals
30/10/2016	21:01	21:17	and the completion of the technical checks.

These data/results cannot be reproduced, stored and/or transmitted in whole or in part by any manner of electronic, mechanical, photocopying, recording, broadcasting or otherwise now known or herein after developed without the previous express consent by the copyright owner, except for reproduction in daily press and regular printed publications on sale to the public within 60 days of the event related to those data/results and always provided that copyright symbol appears together as follows below.

© DORNA WSBK ORGANIZATION Srl 2016



**Qatar Round, 28-29-30 October 2016**

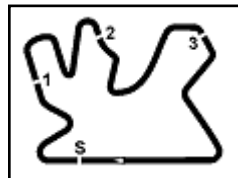
**World Superbike - Lap Chart Race 2 - Red Flag**

Pos	Lap						
	1	2	3	4	5	6	7
1	7	66	66	66	66	66	66
2	50	50	50	50	50	50	50
3	66	12	12	12	12	12	12
4	12	91	91	91	91	35	35
5	91	35	35	35	35	81	81
6	35	15	15	15	15	15	15
7	15	2	81	81	81	91	91
8	2	81	2	2	2	60	1
9	25	60	60	60	60	2	60
10	21	21	25	1	1	1	2
11	81	25	1	25	25	40	40
12	60	1	21	21	40	21	21
13	40	40	40	40	21	17	17
14	4	17	17	17	17	11	11
15	17	4	11	11	11	99	69
16	11	11	4	4	4	69	99
17	99	99	99	99	99	4	4
18	9	9	9	69	69	9	32
19	56	119	69	9	9	32	22
20	119	56	56	119	32	22	9
21	69	69	119	32	22	56	56
22	32	32	32	56	119	119	
23	22	22	22	22	56		
24							

Final Result		
1	<b>7 C. DAVIES</b>	Laps 7
2	<b>66 T. SYKES</b>	2.743
3	<b>50 S. GUINTOLI</b>	3.360
4	<b>12 X. FORÉS</b>	4.134
5	<b>35 R. DE ROSA</b>	9.107
6	<b>81 J. TORRES</b>	9.145
7	<b>15 A. DE ANGELIS</b>	9.767
8	<b>91 L. HASLAM</b>	9.915
9	<b>1 J. REA</b>	10.353
10	<b>60 M. VAN DER MARK</b>	10.736
11	<b>2 L. CAMIER</b>	11.318
12	<b>40 R. RAMOS</b>	16.428
13	<b>21 M. REITERBERGER</b>	18.788
14	<b>17 K. ABRAHAM</b>	21.244
15	<b>69 N. HAYDEN</b>	22.554
16	<b>99 L. SCASSA</b>	22.559
17	<b>4 G. VIZZIELLO</b>	25.448
18	<b>32 L. SAVADORI</b>	28.930
19	<b>22 A. LOWES</b>	29.521
20	<b>9 D. SCHMITTER</b>	29.627
21	<b>56 P. SEBESTYÉN</b>	37.281
22	<b>119 P. SZKOPEK</b>	1 Lap
NC	<b>11 S. AL SULAITI</b>	22.232
RET	<b>25 J. BROOKES</b>	2 Laps

These data/results cannot be reproduced, stored and/or transmitted in whole or in part by any manner of electronic, mechanical, photocopying, recording, broadcasting or otherwise now known or herein after developed without the previous express consent by the copyright owner, except for reproduction in daily press and regular printed publications on sale to the public within 60 days of the event related to those data/results and always provided that copyright symbol appears together as follows below.

© DORNA WSBK ORGANIZATION Srl 2016



## Qatar Round, 28-29-30 October 2016

### World Superbike - Lap Chart Race 2 - Red Flag

Losail International Circuit 5.380 m

2 / 2

#### Lap 1

1	1 J.Rea (GBR)	
2	7 C.Davies (GBR)	0.013
3	50 S.Guintoli (FRA)	0.150
4	66 T.Sykes (GBR)	0.239
5	12 X.Forés (ESP)	0.570
6	91 L.Haslam (GBR)	1.513
7	35 R.De Rosa (ITA)	1.659
8	15 A.De Angelis (RSM)	1.661
9	2 L.Camier (GBR)	1.728
10	25 J.Brookes (AUS)	2.433
11	21 M.Reiterberger (GER)	2.624
12	81 J.Torres (ESP)	2.699
13	60 M.van der Mark (NED)	2.914
14	40 R.Ramos (ESP)	3.526
15	4 G.Vizzello (ITA)	4.419
16	17 K.Abraham (CZE)	4.636
17	11 S.Al Sulaiti (QAT)	4.655
18	99 L.Scassa (ITA)	5.718
19	9 D.Schmitter (SUI)	5.858
20	56 P.Sebestyén (HUN)	6.116
21	119 P.Szkopek (POL)	7.312
22	69 N.Hayden (USA)	10.230
23	32 L.Savadori (ITA)	19.215
24	22 A.Lowes (GBR)	22.628

#### Lap 2

1	7 C.Davies (GBR)	
2	66 T.Sykes (GBR)	1.155
3	50 S.Guintoli (FRA)	1.229
4	12 X.Forés (ESP)	1.527
5	91 L.Haslam (GBR)	2.366
6	35 R.De Rosa (ITA)	2.537
7	15 A.De Angelis (RSM)	2.969
8	2 L.Camier (GBR)	3.666
9	81 J.Torres (ESP)	3.846
10	60 M.van der Mark (NED)	4.528
11	21 M.Reiterberger (GER)	5.160
12	25 J.Brookes (AUS)	5.243
13	1 J.Rea (GBR)	5.249
14	40 R.Ramos (ESP)	6.007
15	17 K.Abraham (CZE)	7.812
16	4 G.Vizzello (ITA)	8.199
17	11 S.Al Sulaiti (QAT)	8.209
18	99 L.Scassa (ITA)	9.030
19	9 D.Schmitter (SUI)	10.458
20	119 P.Szkopek (POL)	11.999
21	56 P.Sebestyén (HUN)	12.172
22	69 N.Hayden (USA)	12.821
23	32 L.Savadori (ITA)	20.220
24	22 A.Lowes (GBR)	23.722

#### Lap 3

1	7 C.Davies (GBR)	
2	66 T.Sykes (GBR)	1.593
3	50 S.Guintoli (FRA)	1.756
4	12 X.Forés (ESP)	2.108
5	91 L.Haslam (GBR)	3.277
6	35 R.De Rosa (ITA)	3.454
7	15 A.De Angelis (RSM)	4.312
8	81 J.Torres (ESP)	5.538
9	2 L.Camier (GBR)	5.637
10	60 M.van der Mark (NED)	5.848
11	25 J.Brookes (AUS)	6.886
12	1 J.Rea (GBR)	7.526
13	21 M.Reiterberger (GER)	7.786
14	40 R.Ramos (ESP)	8.451
15	17 K.Abraham (CZE)	10.819
16	11 S.Al Sulaiti (QAT)	11.375
17	4 G.Vizzello (ITA)	11.484
18	99 L.Scassa (ITA)	11.784
19	9 D.Schmitter (SUI)	14.420
20	69 N.Hayden (USA)	15.898
21	56 P.Sebestyén (HUN)	17.137
22	119 P.Szkopek (POL)	17.156
23	32 L.Savadori (ITA)	21.915

24 22 A.Lowes (GBR) 24.944

#### Lap 4

1	7 C.Davies (GBR)	
2	66 T.Sykes (GBR)	1.845
3	50 S.Guintoli (FRA)	2.805
4	12 X.Forés (ESP)	3.013
5	91 L.Haslam (GBR)	4.840
6	35 R.De Rosa (ITA)	4.940
7	15 A.De Angelis (RSM)	5.795
8	81 J.Torres (ESP)	7.028
9	2 L.Camier (GBR)	7.542
10	60 M.van der Mark (NED)	7.643
11	1 J.Rea (GBR)	8.508
12	25 J.Brookes (AUS)	8.539
13	21 M.Reiterberger (GER)	10.046
14	40 R.Ramos (ESP)	10.607
15	17 K.Abraham (CZE)	13.771
16	11 S.Al Sulaiti (QAT)	14.391
17	4 G.Vizzello (ITA)	14.792
18	99 L.Scassa (ITA)	15.018
19	69 N.Hayden (USA)	18.463
20	9 D.Schmitter (SUI)	18.750
21	119 P.Szkopek (POL)	22.784
22	32 L.Savadori (ITA)	24.066
23	56 P.Sebestyén (HUN)	25.640
24	22 A.Lowes (GBR)	25.930

#### Lap 5

1	7 C.Davies (GBR)	
2	66 T.Sykes (GBR)	1.943
3	50 S.Guintoli (FRA)	3.287
4	12 X.Forés (ESP)	3.648
5	91 L.Haslam (GBR)	6.317
6	35 R.De Rosa (ITA)	6.330
7	15 A.De Angelis (RSM)	6.854
8	81 J.Torres (ESP)	7.502
9	2 L.Camier (GBR)	8.549
10	60 M.van der Mark (NED)	8.709
11	1 J.Rea (GBR)	8.922
12	25 J.Brookes (AUS)	10.062
13	40 R.Ramos (ESP)	12.723
14	21 M.Reiterberger (GER)	12.880
15	17 K.Abraham (CZE)	16.489
16	11 S.Al Sulaiti (QAT)	17.006
17	4 G.Vizzello (ITA)	17.774
18	99 L.Scassa (ITA)	17.914
19	69 N.Hayden (USA)	19.420
20	9 D.Schmitter (SUI)	22.160
21	32 L.Savadori (ITA)	26.039
22	22 A.Lowes (GBR)	27.691
23	119 P.Szkopek (POL)	28.417
24	56 P.Sebestyén (HUN)	29.384

#### Lap 6

1	7 C.Davies (GBR)	
2	66 T.Sykes (GBR)	2.502
3	50 S.Guintoli (FRA)	3.280
4	12 X.Forés (ESP)	3.894
5	35 R.De Rosa (ITA)	7.651
6	81 J.Torres (ESP)	8.345
7	15 A.De Angelis (RSM)	8.596
8	91 L.Haslam (GBR)	8.910
9	60 M.van der Mark (NED)	9.765
10	2 L.Camier (GBR)	9.804
11	1 J.Rea (GBR)	9.861
12	40 R.Ramos (ESP)	14.623
13	21 M.Reiterberger (GER)	15.675
14	17 K.Abraham (CZE)	19.197
15	11 S.Al Sulaiti (QAT)	19.696
16	99 L.Scassa (ITA)	21.079
17	69 N.Hayden (USA)	21.326
18	4 G.Vizzello (ITA)	21.396
19	9 D.Schmitter (SUI)	25.960
20	32 L.Savadori (ITA)	27.382
21	22 A.Lowes (GBR)	28.747

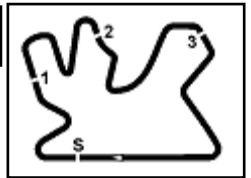
22 56 P.Sebestyén (HUN) 33.641  
23 119 P.Szkopek (POL) 34.005

#### Lap 7

1	7 C.Davies (GBR)	
2	66 T.Sykes (GBR)	2.743
3	50 S.Guintoli (FRA)	3.360
4	12 X.Forés (ESP)	4.134
5	35 R.De Rosa (ITA)	9.107
6	81 J.Torres (ESP)	9.145
7	15 A.De Angelis (RSM)	9.767
8	91 L.Haslam (GBR)	9.915
9	1 J.Rea (GBR)	10.353
10	60 M.van der Mark (NED)	10.736
11	2 L.Camier (GBR)	11.318
12	40 R.Ramos (ESP)	16.428
13	21 M.Reiterberger (GER)	18.788
14	17 K.Abraham (CZE)	21.244
15	11 S.Al Sulaiti (QAT)	22.232
16	69 N.Hayden (USA)	22.554
17	99 L.Scassa (ITA)	22.559
18	4 G.Vizzello (ITA)	25.448
19	32 L.Savadori (ITA)	28.930
20	22 A.Lowes (GBR)	29.521
21	9 D.Schmitter (SUI)	29.627
22	56 P.Sebestyén (HUN)	37.281

This data/results cannot be reproduced, stored and/or transmitted in whole or in part by any manner of electronic, mechanical, photocopying, recording, broadcasting or otherwise now known or herein after developed without the previous express consent by the copyright owner, except for reproduction in daily press and regular printed publications on sale to the public within 60 days of the event related to those data/results and always provided that copyright symbol appears together as follows below.

© DORNA WSBK ORGANIZATION Srl 2016



## Qatar Round, 28-29-30 October 2016 World Superbike - Best Sector & Speed Race 2 - Red Flag

Losail International Circuit 5,380 m

### Results

1	7 C. DAVIES	Ducati Panigale R	Laps 7
2	66 T. SYKES	Kawasaki ZX-10R	2.743
3	50 S. GUINTOLI	Yamaha YZF R1	3.360
4	12 X. FORÉS	Ducati Panigale R	4.134
5	35 R. DE ROSA	BMW S1000 RR	9.107
6	81 J. TORRES	BMW S1000 RR	9.145
7	15 A. DE ANGELIS	Aprilia RSV4 RF	9.767
8	91 L. HASLAM	Kawasaki ZX-10R	9.915
9	1 J. REA	Kawasaki ZX-10R	10.353
10	60 M. VAN DER MARK	Honda CBR1000RR SP	10.736
11	2 L. CAMIER	MV Austa 1000 F4	11.318
12	40 R. RAMOS	Kawasaki ZX-10R	16.428
13	21 M. REITERBERGER	BMW S1000 RR	18.788
14	17 K. ABRAHAM	BMW S1000 RR	21.244
15	69 N. HAYDEN	Honda CBR1000RR SP	22.554
16	99 L. SCASSA	Ducati Panigale R	22.559
17	4 G. VIZZIELLO	Kawasaki ZX-10R	25.448
18	32 L. SAVADORI	Aprilia RSV4 RF	28.930
19	22 A. LOWES	Yamaha YZF R1	29.521
20	9 D. SCHMITTER	Kawasaki ZX-10R	29.627
21	56 P. SEBESTYÉN	Yamaha YZF R1	37.281
22	119 P. SZKOPEK	Yamaha YZF R1	1 Lap
NC	11 S. AL SULAITI	Kawasaki ZX-10R	22.232
RET	25 J. BROOKES	BMW S1000 RR	2 Laps

### Best Sector & Speed

1	1 J. REA	Kawasaki ZX-10R	320.5
2	35 R. DE ROSA	BMW S1000 RR	319.5
3	21 M. REITERBERGER	BMW S1000 RR	317.6
4	81 J. TORRES	BMW S1000 RR	317.6
5	60 M. VAN DER MARK	Honda CBR1000RR SP	316.7
6	50 S. GUINTOLI	Yamaha YZF R1	316.7
7	15 A. DE ANGELIS	Aprilia RSV4 RF	315.8
8	25 J. BROOKES	BMW S1000 RR	314.9
9	66 T. SYKES	Kawasaki ZX-10R	313.0
10	69 N. HAYDEN	Honda CBR1000RR SP	312.1
11	22 A. LOWES	Yamaha YZF R1	310.3
12	17 K. ABRAHAM	BMW S1000 RR	310.3
13	12 X. FORÉS	Ducati Panigale R	310.3
14	32 L. SAVADORI	Aprilia RSV4 RF	309.5
15	9 D. SCHMITTER	Kawasaki ZX-10R	307.7
16	7 C. DAVIES	Ducati Panigale R	307.7
17	56 P. SEBESTYÉN	Yamaha YZF R1	306.8
18	99 L. SCASSA	Ducati Panigale R	306.8
19	91 L. HASLAM	Kawasaki ZX-10R	305.9
20	2 L. CAMIER	MV Austa 1000 F4	305.9
21	40 R. RAMOS	Kawasaki ZX-10R	305.1
22	4 G. VIZZIELLO	Kawasaki ZX-10R	305.1
23	11 S. AL SULAITI	Kawasaki ZX-10R	302.5
24	119 P. SZKOPEK	Yamaha YZF R1	298.3

Seg. 1		Seg. 2		Seg. 3		Seg. 4		Seg. 5						
1	81 J. TORRES	1.945	1	7 C. DAVIES	23.478	1	7 C. DAVIES	30.413	1	66 T. SYKES	28.774	1	7 C. DAVIES	32.600
2	1 J. REA	1.948	2	66 T. SYKES	23.570	2	1 J. REA	30.550	2	7 C. DAVIES	28.775	2	50 S. GUINTOLI	32.620
3	35 R. DE ROSA	1.960	3	50 S. GUINTOLI	23.624	3	66 T. SYKES	30.560	3	91 L. HASLAM	28.869	3	15 A. DE ANGELIS	32.628
4	21 M. REITERBERG	1.969	4	22 A. LOWES	23.678	4	91 L. HASLAM	30.596	4	12 X. FORÉS	28.895	4	1 J. REA	32.662
5	50 S. GUINTOLI	1.974	5	60 M. VAN DER MAR	23.703	5	35 R. DE ROSA	30.602	5	50 S. GUINTOLI	28.907	5	66 T. SYKES	32.663
6	66 T. SYKES	1.976	6	69 N. HAYDEN	23.736	6	50 S. GUINTOLI	30.621	6	35 R. DE ROSA	28.918	6	35 R. DE ROSA	32.692
7	15 A. DE ANGELIS	1.980	7	12 X. FORÉS	23.759	7	12 X. FORÉS	30.668	7	1 J. REA	28.927	7	12 X. FORÉS	32.695
8	60 M. VAN DER MAR	1.981	8	32 L. SAVADORI	23.769	8	22 A. LOWES	30.688	8	81 J. TORRES	28.942	8	25 J. BROOKES	32.699
9	25 J. BROOKES	1.991	9	1 J. REA	23.786	9	32 L. SAVADORI	30.779	9	2 L. CAMIER	28.956	9	81 J. TORRES	32.703
10	22 A. LOWES	2.003	10	91 L. HASLAM	23.796	10	25 J. BROOKES	30.805	10	15 A. DE ANGELIS	28.959	10	32 L. SAVADORI	32.740
11	69 N. HAYDEN	2.012	11	15 A. DE ANGELIS	23.801	11	81 J. TORRES	30.806	11	32 L. SAVADORI	28.978	11	91 L. HASLAM	32.765
12	12 X. FORÉS	2.014	12	81 J. TORRES	23.802	12	15 A. DE ANGELIS	30.817	12	22 A. LOWES	28.988	12	60 M. VAN DER MAR	32.809
13	17 K. ABRAHAM	2.017	13	35 R. DE ROSA	23.920	13	2 L. CAMIER	30.832	13	21 M. REITERBERG	29.004	13	21 M. REITERBERG	32.848
14	32 L. SAVADORI	2.021	14	25 J. BROOKES	23.940	14	60 M. VAN DER MAR	30.907	14	60 M. VAN DER MAR	29.013	14	22 A. LOWES	32.866
15	91 L. HASLAM	2.027	15	2 L. CAMIER	23.952	15	69 N. HAYDEN	30.954	15	25 J. BROOKES	29.093	15	69 N. HAYDEN	32.934
16	7 C. DAVIES	2.032	16	40 R. RAMOS	23.975	16	99 L. SCASSA	31.017	16	99 L. SCASSA	29.228	16	2 L. CAMIER	33.015
17	99 L. SCASSA	2.032	17	99 L. SCASSA	24.056	17	40 R. RAMOS	31.035	17	40 R. RAMOS	29.235	17	40 R. RAMOS	33.098
18	9 D. SCHMITTER	2.036	18	17 K. ABRAHAM	24.127	18	21 M. REITERBERG	31.057	18	69 N. HAYDEN	29.248	18	99 L. SCASSA	33.228
19	56 P. SEBESTYÉN	2.038	19	11 S. AL SULAITI	24.148	19	4 G. VIZZIELLO	31.126	19	17 K. ABRAHAM	29.364	19	17 K. ABRAHAM	33.252
20	2 L. CAMIER	2.044	20	4 G. VIZZIELLO	24.169	20	11 S. AL SULAITI	31.145	20	11 S. AL SULAITI	29.466	20	4 G. VIZZIELLO	33.328
21	4 G. VIZZIELLO	2.046	21	21 M. REITERBERG	24.203	21	17 K. ABRAHAM	31.348	21	4 G. VIZZIELLO	29.525	21	11 S. AL SULAITI	33.359
22	40 R. RAMOS	2.057	22	9 D. SCHMITTER	24.366	22	9 D. SCHMITTER	31.357	22	56 P. SEBESTYÉN	29.706	22	56 P. SEBESTYÉN	33.480
23	11 S. AL SULAITI	2.063	23	56 P. SEBESTYÉN	24.462	23	56 P. SEBESTYÉN	31.399	23	9 D. SCHMITTER	29.712	23	9 D. SCHMITTER	33.566
24	119 P. SZKOPEK	2.092	24	119 P. SZKOPEK	24.516	24	119 P. SZKOPEK	31.716	24	119 P. SZKOPEK	29.807	24	119 P. SZKOPEK	33.831

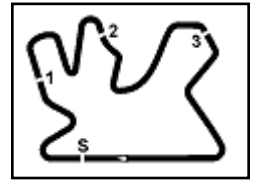
30/10/2016

These data/results cannot be reproduced, stored and/or transmitted in whole or in part by any manner of electronic, mechanical, photocopying, recording, broadcasting or otherwise now known or herein after developed without the previous express consent by the copyright owner, except for reproduction in daily press and regular printed publications on sale to the public within 60 days of the event related to those data/results and always provided that copyright symbol appears together as follows below.

© DORNA WSBK ORGANIZATION Srl 2016







## Qatar Round, 28-29-30 October 2016 World Superbike - Chronological Analysis Race 2 - Red Flag

Losail International Circuit 5.380 m

Start at 21:00'53.458

1 / 2

7 C. DAVIES (1'57.413)								
Lap	Seg. 1	Seg. 2	Seg. 3	Seg. 4	Seg. 5	Lap Time	km/h	Local Time
1			30.626	28.878	32.878	2'03.228		21:02'56.686
2	2.040	23.555	<b>30.413</b>	28.795	32.731	1'57.534	304.2	21:04'54.220
3	2.036	<b>23.478</b>	30.444	28.918	<b>32.600</b>	1'57.476	306.8	21:06'51.696
4	2.033	23.491	30.499	<b>28.775</b>	32.615	<b>1'57.413</b>	<b>307.7</b>	21:08'49.109
5	<b>2.032</b>	23.531	30.643	29.055	32.701	1'57.962	<b>307.7</b>	21:10'47.071
6	2.034	23.603	30.563	29.089	32.704	1'57.993	<b>307.7</b>	21:12'45.064
7	2.035	23.624	30.618	29.157	32.683	1'58.117	<b>307.7</b>	21:14'43.181

66 T. SYKES (1'57.665)								
Lap	Seg. 1	Seg. 2	Seg. 3	Seg. 4	Seg. 5	Lap Time	km/h	Local Time
1			30.754	28.857	<b>32.663</b>	2'03.454		21:02'56.912
2	<b>1.976</b>	23.980	30.828	28.935	32.744	1'58.463	<b>313.0</b>	21:04'55.375
3	2.022	23.581	30.614	28.908	32.789	1'57.914	309.5	21:06'53.289
4	2.021	23.595	<b>30.560</b>	<b>28.774</b>	32.715	<b>1'57.665</b>	308.6	21:08'50.954
5	2.030	23.586	30.678	28.916	32.850	1'58.060	307.7	21:10'49.014
6	2.037	<b>23.570</b>	30.774	29.041	33.130	1'58.552	306.8	21:12'47.566
7	2.040	23.660	30.755	29.055	32.848	1'58.358	305.9	21:14'45.924

50 S. GUINTOLI (1'57.986)								
Lap	Seg. 1	Seg. 2	Seg. 3	Seg. 4	Seg. 5	Lap Time	km/h	Local Time
1			30.752	<b>28.907</b>	32.701	2'03.365		21:02'56.823
2	1.998	23.935	30.795	29.206	32.692	1'58.626	314.9	21:04'55.449
3	<b>1.974</b>	23.793	30.635	28.981	<b>32.620</b>	1'58.003	314.0	21:06'53.452
4	1.983	23.863	30.690	29.180	32.746	1'58.462	<b>316.7</b>	21:08'51.914
5	2.009	23.760	30.770	29.169	32.736	1'58.444	311.2	21:10'50.358
6	2.016	<b>23.679</b>	<b>30.621</b>	29.018	32.652	<b>1'57.986</b>	310.3	21:12'48.344
7	2.008	<b>23.624</b>	<b>30.667</b>	29.170	32.728	1'58.197	310.3	21:14'46.541

12 X. FORÉS (1'58.057)								
Lap	Seg. 1	Seg. 2	Seg. 3	Seg. 4	Seg. 5	Lap Time	km/h	Local Time
1			30.831	28.908	32.701	2'03.785		21:02'57.243
2	<b>2.014</b>	23.850	30.873	28.911	32.856	1'58.504	<b>310.3</b>	21:04'55.747
3	2.021	23.778	<b>30.668</b>	<b>28.895</b>	<b>32.695</b>	1'58.057	307.7	21:06'53.804
4	2.024	23.763	30.714	29.050	32.767	1'58.318	307.7	21:08'52.122
5	2.027	23.787	30.825	29.050	32.908	1'58.597	306.8	21:10'50.719
6	2.027	<b>23.759</b>	30.727	28.913	32.813	1'58.239	307.7	21:12'48.958
7	2.029	23.791	30.793	28.949	32.795	1'58.357	307.7	21:14'47.315

35 R. DE ROSA (1'58.393)								
Lap	Seg. 1	Seg. 2	Seg. 3	Seg. 4	Seg. 5	Lap Time	km/h	Local Time
1			31.320	29.003	32.872	2'04.874		21:02'58.332
2	1.969	24.244	<b>30.602</b>	<b>28.918</b>	<b>32.692</b>	1'58.425	316.7	21:04'56.757
3	<b>1.960</b>	24.094	30.720	<b>28.918</b>	32.701	<b>1'58.393</b>	<b>319.5</b>	21:06'55.150
4	1.964	<b>23.920</b>	30.910	29.123	32.982	1'58.899	315.8	21:08'54.049
5	1.968	24.107	31.098	29.161	33.018	1'59.352	317.6	21:10'53.401
6	1.982	23.954	31.062	29.254	33.062	1'59.314	313.0	21:12'52.715
7	2.014	24.118	31.122	29.286	33.033	1'59.573	310.3	21:14'52.288

81 J. TORRES (1'58.436)								
Lap	Seg. 1	Seg. 2	Seg. 3	Seg. 4	Seg. 5	Lap Time	km/h	Local Time
1			31.314	29.312	32.809	2'05.914		21:02'59.372
2	<b>1.945</b>	24.207	30.824	29.015	<b>32.703</b>	1'58.694	<b>317.6</b>	21:04'58.066
3	1.983	24.312	30.993	29.002	32.878	1'59.168	316.7	21:06'57.234
4	2.001	23.971	31.075	29.038	32.818	1'58.903	312.1	21:08'56.137
5	2.004	23.860	<b>30.806</b>	<b>28.942</b>	32.824	<b>1'58.436</b>	313.0	21:10'54.573
6	1.996	23.852	31.070	29.113	32.805	1'58.836	314.0	21:12'53.409
7	1.994	<b>23.802</b>	30.990	29.218	32.913	1'58.917	313.0	21:14'52.326

15 A. DE ANGELIS (1'58.819)								
Lap	Seg. 1	Seg. 2	Seg. 3	Seg. 4	Seg. 5	Lap Time	km/h	Local Time
1			31.181	29.088	<b>32.628</b>	2'04.876		21:02'58.334
2	1.981	24.345	30.865	<b>28.959</b>	32.705	1'58.855	<b>315.8</b>	21:04'57.189
3	1.985	23.889	30.843	29.008	33.094	<b>1'58.819</b>	314.9	21:06'56.008
4	1.988	<b>23.801</b>	<b>30.817</b>	29.196	33.094	1'58.896	314.9	21:08'54.904
5	1.998	23.992	31.025	29.115	32.891	1'59.021	313.0	21:10'53.925
6	1.981	23.981	31.385	29.448	32.940	1'59.735	<b>315.8</b>	21:12'53.660
7	<b>1.980</b>	23.954	30.985	29.307	33.062	1'59.288	<b>315.8</b>	21:14'52.948

91 L. HASLAM (1'58.387)								
Lap	Seg. 1	Seg. 2	Seg. 3	Seg. 4	Seg. 5	Lap Time	km/h	Local Time
1			31.039	28.942	32.971	2'04.728		21:02'58.186
2	2.034	24.136	<b>30.596</b>	<b>28.869</b>	<b>32.765</b>	1'58.400	<b>305.9</b>	21:04'56.586
3	2.037	23.900	30.733	28.893	32.824	<b>1'58.387</b>	303.4	21:06'54.973

4	2.048	<b>23.796</b>	30.978	29.123	33.031	1'58.976	305.1	21:08'53.949
5	2.053	23.900	31.048	29.276	33.162	1'59.439	304.2	21:10'53.388
6	2.062	24.025	32.273	29.277	32.949	2'00.586	301.7	21:12'53.974
7	<b>2.027</b>	23.907	30.925	29.231	33.032	1'59.122	305.1	21:14'53.096

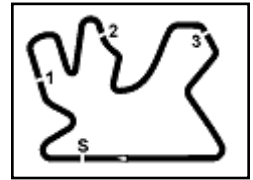
1 J. REA (1'58.376)									
Lap	Seg. 1	Seg. 2	Seg. 3	Seg. 4	Seg. 5	Lap Time	km/h	Local Time	
1					<b>30.550</b>	<b>28.927</b>	32.995	2'03.215	21:02'56.673
2	2.056	27.395	31.537	29.092	32.716	2'02.796	302.5	21:04'59.469	
3	1.974	24.919	30.943	29.055	32.862	1'59.753	314.0	21:06'59.222	
4	1.996	23.875	30.820	29.042	<b>32.662</b>	1'58.395	313.0	21:08'57.617	
5	1.968	<b>23.786</b>	30.891	28.949	32.782	<b>1'58.376</b>	316.7	21:10'55.993	
6	1.973	23.929	31.160	29.150	32.720	1'58.932	314.9	21:12'54.925	
7	<b>1.948</b>	23.789	30.917	29.166	32.789	1'58.609	<b>320.5</b>	21:14'53.534	

60 M. VAN DER MARK (1'58.796)									
Lap	Seg. 1	Seg. 2	Seg. 3	Seg. 4	Seg. 5	Lap Time	km/h	Local Time	
1					31.185	29.213	<b>32.809</b>	2'06.129	21:02'59.587
2	<b>1.981</b>	24.181	31.069	<b>29.013</b>	<b>32.917</b>	1'59.161	<b>316.7</b>	21:04'58.748	
3	2.026	23.873	30.910	29.139	32.848	<b>1'58.796</b>	309.5	21:06'57.544	
4	1.986	24.113	31.008	29.152	32.949	1'59.208	314.9	21:08'56.752	
5	1.983	24.133	30.941	29.077	32.894	1'59.028	314.9	21:10'55.780	
6	1.996	<b>23.926</b>	31.175	29.125	32.827	1'59.049	314.0	21:12'54.829	
7	2.000	<b>23.703</b>	<b>30.907</b>	29.464	33.014	1'59.088	311.2	21:14'53.917	

2 L. CAMIER (1'58.969)									
Lap	Seg. 1	Seg. 2	Seg. 3	Seg. 4	Seg. 5	Lap Time	km/h	Local Time	
1					31.015	29.050	33.267	2'04.943	21:02'58.401
2	<b>2.044</b>	24.441	30.947	29.038	<b>33.015</b>	1'59.485	<b>305.9</b>	21:04'57.886	
3	2.071	24.360	<b>30.832</b>	29.077	33.107	1'59.447	305.1	21:06'57.333	
4	2.060	24.098	31.030	29.060	33.070	1'59.318	303.4	21:08'56.651	
5	2.064	24.024	30.881	<b>28.956</b>	33.044	<b>1'58.969</b>	302.5	21:10'55.620	
6	2.071	<b>23.952</b>	30.955	29.211	33.059	1'59.248	303.4	21:12'54.868	
7	2.069	24.206	31.084	29.137	33.135	1'59.631	302.5	21:14'54.499	

40 R. RAMOS (1'59.569)									
Lap	Seg. 1	Seg. 2	Seg. 3	Seg. 4	Seg. 5	Lap Time	km/h	Local Time	
1					31.757	29.308	<b>33.098</b>	2'06.741	21:03'00.199
2	2.058	24.138	31.357	29.361	33.114	2'00.028	<b>305.1</b>	21:05'00.227	
3	<b>2.057</b>	24.248	31.115	29.260	33.240	1'59.920	304.2	21:07'00.147	
4	2.072	<b>23.975</b>	<b>31.035</b>	<b>29.235</b>	<b>33.252</b>	<b>1'59.569</b>	302.5	21:08'59.716	
5	2.071	24.062	31.180	29.479	33.286	2'00.078	301.7	21:10'59.794	
6	2.088	23.976	31.073	29.405	33.351	1'59.893	299.2	21:12'59.687	
7	2.089	24.042	31.060	29.389	33.342	1'59.922	297.5	21:14'59.609	

21 M. REITERBERGER (1'59.673)									
Lap	Seg. 1	Seg. 2	Seg. 3	Seg. 4	Seg. 5	Lap Time	km/h	Local Time	
1					31.242	29.338	<b>32.848</b>	2'05.839	21:02'59.297
2	<b>1.969</b>	<b>24.203</b>	31.728	29.139	33.044	2'00.083	<b>317.6</b>	21:04'59.380	
3	2.015	24.621	31.169	<b>29.004</b>	33.293	2'00.102	310.3	21:06'59.482	
4	1.994	24.301	<b>31.057</b>	29.164	33.157	<b>1'59.673</b>	314.0	21:08'59.155	
5	2.020	24.512	31.243	29.820	33.201	2'00.796	309.5	21:10'59.951	
6	1.997	24.633	31.451	29.367	33.340	2'00.788	312.1	21:13'00.739	
7	2.028	24.718	31.406	29.547	33.531	2			



## Qatar Round, 28-29-30 October 2016 World Superbike - Chronological Analysis Race 2 - Red Flag

Losail International Circuit 5.380 m

Start at 21:00'53.458

2 / 2

### 69 N. HAYDEN (1'58.919)

Lap	Seg. 1	Seg. 2	Seg. 3	Seg. 4	Seg. 5	Lap Time	km/h	Local Time
1			31.306	29.689	33.352	2'13.445		21:03'06.903
2	2.046	24.146	31.131	29.545	33.270	2'00.138	305.1	21:05'07.041
3	<b>2.012</b>	24.234	31.428	29.822	33.057	2'00.553	309.5	21:07'07.594
4	2.031	23.797	31.017	29.827	33.306	1'59.978	308.6	21:09'07.572
5	2.039	<b>23.736</b>	<b>30.954</b>	29.256	<b>32.934</b>	<b>1'58.919</b>	305.9	21:11'06.491
6	2.016	23.897	31.126	29.328	33.532	1'59.899	<b>312.1</b>	21:13'06.390
7	2.018	24.034	31.088	<b>29.248</b>	32.957	1'59.345	308.6	21:15'05.735

### 99 L. SCASSA (1'59.597)

Lap	Seg. 1	Seg. 2	Seg. 3	Seg. 4	Seg. 5	Lap Time	km/h	Local Time
1			32.005	29.718	33.434	2'08.933		21:03'02.391
2	2.056	24.675	31.202	29.460	33.466	2'00.859	302.5	21:05'03.250
3	2.051	24.165	31.247	29.435	33.332	2'00.230	305.1	21:07'03.480
4	2.050	24.300	31.372	29.603	33.322	2'00.647	304.2	21:09'04.127
5	2.037	24.217	31.394	29.614	33.596	2'00.858	<b>306.8</b>	21:11'04.985
6	<b>2.032</b>	24.269	31.307	29.760	33.790	2'01.158	305.9	21:13'06.143
7	2.068	<b>24.056</b>	<b>31.017</b>	<b>29.228</b>	<b>33.228</b>	<b>1'59.597</b>	301.7	21:15'05.740

### 4 G. VIZZIELLO (2'00.721)

Lap	Seg. 1	Seg. 2	Seg. 3	Seg. 4	Seg. 5	Lap Time	km/h	Local Time
1			31.668	29.541	33.536	2'07.634		21:03'01.092
2	2.087	24.272	<b>31.126</b>	29.969	33.873	2'01.327	299.2	21:05'02.419
3	2.100	24.321	31.198	29.814	<b>33.328</b>	2'00.761	295.9	21:07'03.180
4	<b>2.046</b>	24.383	31.261	29.637	33.394	<b>2'00.721</b>	<b>305.1</b>	21:09'03.901
5	2.082	24.333	31.291	<b>29.525</b>	33.713	2'00.944	299.2	21:11'04.845
6	2.087	<b>24.169</b>	31.274	30.197	33.888	2'01.615	299.2	21:13'06.460
7	2.068	24.525	31.476	30.143	33.957	2'02.169	303.4	21:15'08.629

### 32 L. SAVADORI (1'58.552)

Lap	Seg. 1	Seg. 2	Seg. 3	Seg. 4	Seg. 5	Lap Time	km/h	Local Time
1			31.603	29.088	<b>32.740</b>	2'22.430		21:03'15.888
2	2.028	<b>23.769</b>	<b>30.779</b>	<b>28.978</b>	32.998	<b>1'58.552</b>	305.1	21:05'14.440
3	2.041	24.074	30.902	29.206	32.948	1'59.171	306.8	21:07'13.611
4	2.025	23.896	31.086	29.323	33.234	1'59.564	<b>309.5</b>	21:09'13.175
5	2.030	24.063	31.368	29.260	33.214	1'59.935	308.6	21:11'13.110
6	2.033	23.928	31.068	29.250	33.057	1'59.336	307.7	21:13'12.446
7	<b>2.021</b>	23.943	31.064	29.462	33.175	1'59.665	<b>309.5</b>	21:15'12.111

### 22 A. LOWES (1'58.399)

Lap	Seg. 1	Seg. 2	Seg. 3	Seg. 4	Seg. 5	Lap Time	km/h	Local Time
1			32.307	29.125	<b>32.866</b>	2'25.843		21:03'19.301
2	2.055	23.724	<b>30.688</b>	29.115	33.059	1'58.641	305.9	21:05'17.942
3	2.058	23.751	30.806	29.081	33.002	1'58.698	304.2	21:07'16.640
4	2.041	<b>23.678</b>	30.748	<b>28.988</b>	32.944	<b>1'58.399</b>	305.9	21:09'15.039
5	<b>2.003</b>	24.360	30.840	29.152	33.368	1'59.723	<b>310.3</b>	21:11'14.762
6	2.044	23.810	30.847	29.156	33.192	1'59.049	305.1	21:13'13.811
7	2.025	23.820	30.860	29.002	33.184	1'58.891	307.7	21:15'12.702

### 9 D. SCHMITTER (2'01.372)

Lap	Seg. 1	Seg. 2	Seg. 3	Seg. 4	Seg. 5	Lap Time	km/h	Local Time
1			32.017	29.807	33.726	2'09.073		21:03'02.531
2	<b>2.036</b>	24.960	31.572	29.848	33.731	2'02.147	<b>307.7</b>	21:05'04.678
3	2.102	24.565	31.468	<b>29.712</b>	33.591	2'01.438	297.5	21:07'06.116
4	2.107	<b>24.366</b>	31.565	29.929	33.776	2'01.743	295.9	21:09'07.859
5	2.083	24.439	<b>31.357</b>	29.724	33.769	<b>2'01.372</b>	298.3	21:11'09.231
6	2.119	24.450	31.563	29.837	33.824	2'01.793	294.3	21:13'11.024
7	2.124	24.487	31.594	30.013	<b>33.566</b>	2'01.784	293.5	21:15'12.808

### 56 P. SEBESTYÉN (2'01.706)

Lap	Seg. 1	Seg. 2	Seg. 3	Seg. 4	Seg. 5	Lap Time	km/h	Local Time
1			32.092	29.936	<b>33.480</b>	2'09.331		21:03'02.789
2	<b>2.038</b>	26.506	31.581	29.737	33.741	2'03.603	<b>306.8</b>	21:05'06.392
3	2.067	24.655	31.913	29.850	33.956	2'02.441	301.7	21:07'08.833
4	2.071	26.186	32.967	<b>29.706</b>	34.986	2'05.916	300.8	21:09'14.749
5	2.098	24.813	31.441	29.801	33.553	<b>2'01.706</b>	297.5	21:11'16.455
6	2.086	<b>24.462</b>	31.916	29.995	33.791	2'02.250	299.2	21:13'18.705
7	2.105	24.473	<b>31.399</b>	29.984	33.796	2'01.757	296.7	21:15'20.462

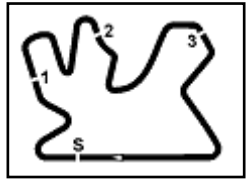
### 119 P. SZKOPEK (2'02.234)

Lap	Seg. 1	Seg. 2	Seg. 3	Seg. 4	Seg. 5	Lap Time	km/h	Local Time
1			32.299	29.875	34.397	2'10.527		21:03'03.985
2	2.104	24.645	31.847	<b>29.807</b>	<b>33.831</b>	<b>2'02.234</b>	295.9	21:05'06.219
3	2.104	<b>24.516</b>	<b>31.716</b>	30.136	34.161	2'02.633	295.9	21:07'08.852

P = Pits In/Out - C = Lap-Time Cancelled

These data/results cannot be reproduced, stored and/or transmitted in whole or in part by any manner of electronic, mechanical, photocopying, recording, broadcasting or otherwise now known or herein after developed without the previous express consent by the copyright owner, except for reproduction in daily press and regular printed publications on sale to the public within 60 days of the event related to those data/results and always provided that copyright symbol appears together as follows below.

© DORNA WSBK ORGANIZATION Srl 2016

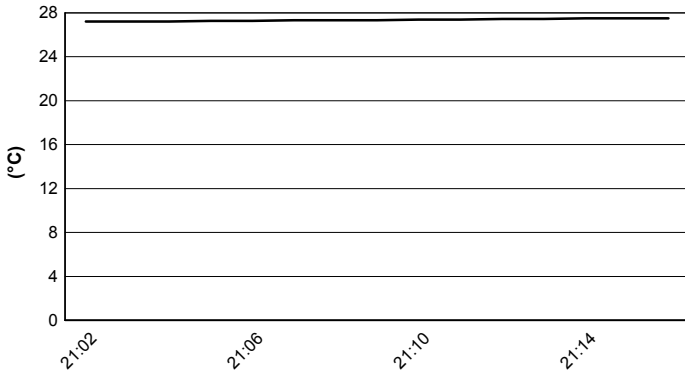


**Qatar Round, 28-29-30 October 2016**  
**World Superbike - Weather Report Race 2 - Red Flag**

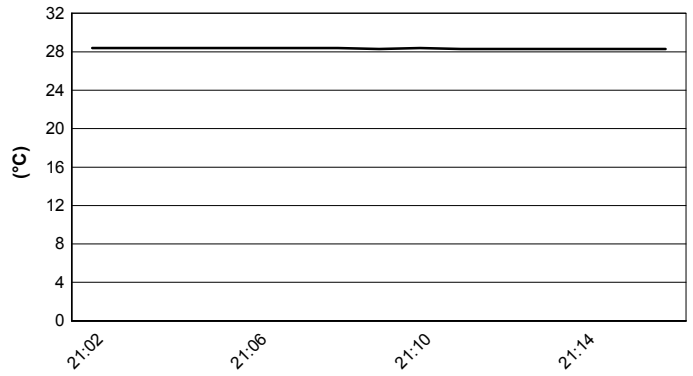
Losail International Circuit 5.380 m

Session started 21:01      Session ended 21:17

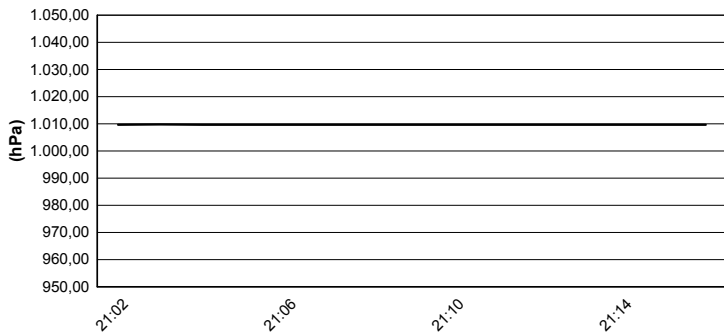
**Air Temperature**



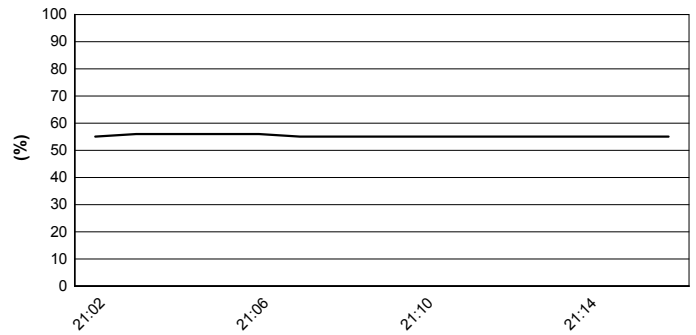
**Track Temperature**



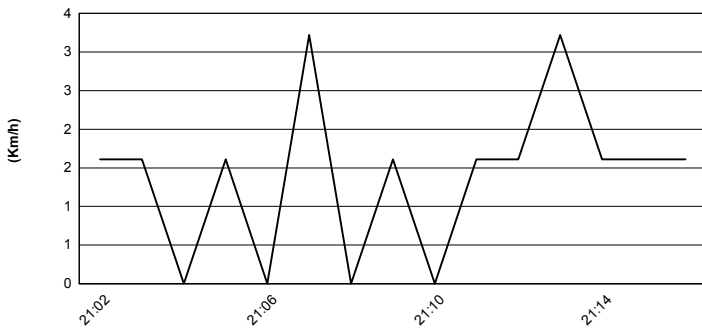
**Air Pressure**



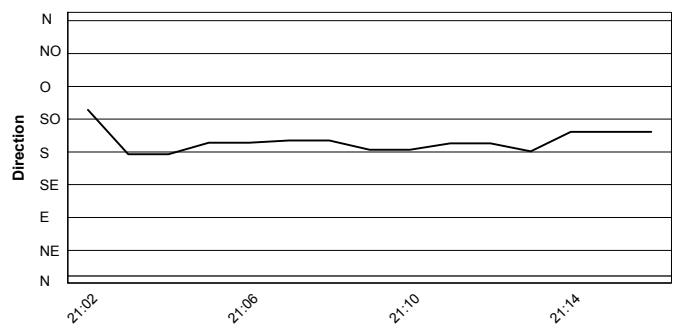
**Humidity**



**Wind Speed**



**Wind Direction**



These data/results cannot be reproduced, stored and/or transmitted in whole or in part by any manner of electronic, mechanical, photocopying, recording, broadcasting or otherwise now known or herein after developed without the previous express consent by the copyright owner, except for reproduction in daily press and regular printed publications on sale to the public within 60 days of the event related to those data/results and always provided that copyright symbol appears together as follows below.  
© DORNA WSBK ORGANIZATION Srl 2016