

Qatar Round, 28-29-30 October 2016 World Superbike - Results Race 2 - Restart

Losail International Circuit 5.380 m

Laps 10 = 53,800 Km - Time Of Race 19'38.203 - Avg. 164,386 km/h

1 / 2

Pos	Race	Grid	No. Rider	Nat	Team	Bike	LL	Gap	Fastest Lap	Speed	Qualifying		Ranking			
											Time	Speed	R1	R2	Tot	Pos
1	3	7	C. DAVIES	GBR	Aruba.it Racing - Ducati	Ducati Panigale R	10		1'57.076	308,6	1'56.602	310,3	25	25	445	3
2	5	66	T. SYKES	GBR	Kawasaki Racing Team	Kawasaki ZX-10R	10	5.855	1'57.387	311,2	1'56.935	309,5	13	20	447	2
3	1	1	J. REA	GBR	Kawasaki Racing Team	Kawasaki ZX-10R	10	6.376	1'56.974	321,4	1'56.356	310,3	20	16	498	1
4	4	50	S. GUINTOLI	FRA	Pata Yamaha Official WorldSBK Team	Yamaha YZF R1	10	8.493	1'57.760	314,9	1'56.866	310,3	16	13	141	11
5	16	91	L. HASLAM	GBR	Pedercini Racing	Kawasaki ZX-10R	10	11.862	1'58.009	305,9	1'58.622	303,4	5	11	16	20
6	10	81	J. TORRES	ESP	Althea BMW Racing Team	BMW S1000 RR	10	12.232	1'58.166	317,6	1'57.485	309,5	8	10	213	6
7	2	69	N. HAYDEN	USA	Honda World Superbike Team	Honda CBR1000RR SP	10	13.599	1'57.833	320,5	1'56.561	311,2	11	9	248	5
8	7	12	X. FORÉS	ESP	Barni Racing Team	Ducati Panigale R	10	14.210	1'58.088	315,8	1'57.018	308,6	10	8	151	9
9	13	35	R. DE ROSA	ITA	Althea BMW Racing Team	BMW S1000 RR	10	14.282	1'57.729	320,5	1'58.289	312,1	4	7	16	21
10	6	22	A. LOWES	GBR	Pata Yamaha Official WorldSBK Team	Yamaha YZF R1	10	14.414	1'57.788	314,9	1'57.014	305,9	9	6	131	12
11	9	60	M. VAN DER MARK	NED	Honda World Superbike Team	Honda CBR1000RR SP	10	15.169	1'58.437	314,0	1'57.126	311,2	7	5	267	4
12	8	32	L. SAVADORI	ITA	IodaRacing Team	Aprilia RSV4 RF	10	19.401	1'58.257	310,3	1'57.094	308,6	6	4	150	10
13	12	2	L. CAMIER	GBR	MV Agusta Reparto Corse	MV Agusta 1000 F4	10	22.236	1'58.796	305,9	1'58.480	301,7	3		168	8
14	19	40	R. RAMOS	ESP	Team GoEleven	Kawasaki ZX-10R	10	25.995	1'59.323	305,9	1'58.958	309,5	2	2	89	15
15	17	21	M. REITERBERGER	GER	Althea BMW Racing Team	BMW S1000 RR	10	29.701	1'59.432	314,9	1'58.633	307,7	1		82	16
16	21	99	L. SCASSA	ITA	VFT Racing	Ducati Panigale R	10	33.205	1'59.676	305,1	1'59.792	304,2			10	24
17	22	4	G. VIZZIELLO	ITA	Grillini Racing Team	Kawasaki ZX-10R	10	44.627	2'00.518	304,2	1'59.968	303,4			4	28
18	24	9	D. SCHMITTER	SUI	Grillini Racing Team	Kawasaki ZX-10R	10	44.753	2'00.691	301,7	2'01.624	305,1			5	27
19	25	56	P. SEBESTYÉN	HUN	Team Tóth	Yamaha YZF R1	10	45.186	2'00.897	306,8	2'01.667	301,7			1	33
20	23	119	P. SZKOPEK	POL	Team Tóth	Yamaha YZF R1	10	1'00.135	2'02.016	301,7	2'00.876	298,3			3	29
-----Not Classified-----																
RET	18	17	K. ABRAHAM	CZE	Milwaukee BMW	BMW S1000 RR	9	1 Lap	1'59.577	315,8	1'58.934	310,3			33	18
RET	15	15	A. DE ANGELIS	RSM	IodaRacing Team	Aprilia RSV4 RF	0				1'58.518	316,7	3		96	13

AIR	Humidity:	55%	Temp:	26°C
TRACK	Condition:	Dry	Temp:	27°C

Records	Pole (SP2)	2016	J.Rea	1'56.356	166,450 Km/h
	Race	2015	T.Sykes	1'57.317	165,090 Km/h
	Circuit (SP2)	2016	J.Rea	1'56.356	166,450 Km/h
Race Fastest lap	(New Record)	Lap 3	J.Rea	1'56.974	165,575 Km/h

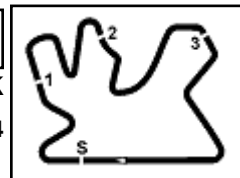
LAP LEADERS					
No.	Rider	From	To	Laps	Total
7	C. DAVIES	1	10	10	10

TOTAL LEADER LAPS					
No.	Rider	Laps			
7	C. DAVIES	185	25	J. BROOKES	5
66	T. SYKES	170	22	A. LOWES	1
1	J. REA	104	32	L. SAVADORI	1
69	N. HAYDEN	16	44	L. MAHIAS	1
34	D. GIUGLIANO	14			
60	M. VAN DER MARK	8			
2	L. CAMIER	6			

Start 30/10/2016 21:42 End 22:02 The results are provisional until the end of the time limit for protests and appeals and the completion of the technical checks.

These data/results cannot be reproduced, stored and/or transmitted in whole or in part by any manner of electronic, mechanical, photocopying, recording, broadcasting or otherwise now known or herein after developed without the previous express consent by the copyright owner, except for reproduction in daily press and regular printed publications on sale to the public within 60 days of the event related to those data/results and always provided that copyright symbol appears together as follows below.

© DORNA WSBK ORGANIZATION Srl 2016



Qatar Round, 28-29-30 October 2016 World Superbike - Results Race 2 - Restart

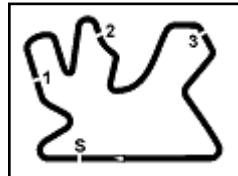
RACE HIGHLIGHTS

21.38.54		Warm-up Lap Start
21.42.11		Start
21.42.47	15 De Angelis	Technical Problem - Turn 4
21.43.25	15 De Angelis	Out
21.43.28		No Jump Start
21.46.15		New Lap Record
22.00.35	17 Abraham	Crashed - Turn 1
22.02.44		End Of Session

30/10/2016 Start End The results are provisional until the end of the time limit for protests and appeals
 21:42 22:02 and the completion of the technical checks.

These data/results cannot be reproduced, stored and/or transmitted in whole or in part by any manner of electronic, mechanical, photocopying, recording, broadcasting or otherwise now known or herein after developed without the previous express consent by the copyright owner, except for reproduction in daily press and regular printed publications on sale to the public within 60 days of the event related to those data/results and always provided that copyright symbol appears together as follows below.

© DORNA WSBK ORGANIZATION Srl 2016



Qatar Round, 28-29-30 October 2016

World Superbike - Lap Chart Race 2 - Restart

Losail International Circuit 5.380 m

1 / 2

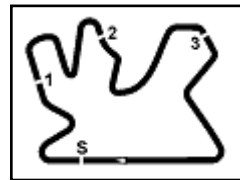
Pos	Lap									
	1	2	3	4	5	6	7	8	9	10
1	7	7	7	7	7	7	7	7	7	7
2	66	66	66	66	1	1	1	1	1	66
3	91	1	1	1	66	66	66	66	66	1
4	12	91	91	50	50	50	50	50	50	50
5	1	50	50	91	91	91	91	91	91	91
6	50	35	35	35	35	35	35	35	81	81
7	35	12	12	12	12	12	12	81	35	69
8	60	60	60	60	81	81	81	12	12	12
9	69	69	69	81	60	69	69	69	69	35
10	81	81	81	69	69	60	60	60	60	22
11	32	32	32	32	32	32	22	22	22	60
12	2	22	22	22	22	22	32	32	32	32
13	40	40	40	2	2	2	2	2	2	2
14	4	2	2	40	40	40	40	40	40	40
15	22	17	17	17	17	17	17	21	21	21
16	17	4	21	21	21	21	21	17	17	99
17	21	21	4	4	4	99	99	99	99	4
18	9	9	99	99	99	4	4	4	4	9
19	56	56	9	9	9	9	9	9	9	56
20	99	99	56	56	56	56	56	56	56	119
21	119	119	119	119	119	119	119	119	119	119

Final Result		
1	7 C. DAVIES	Laps 10
2	66 T. SYKES	5.855
3	1 J. REA	6.376
4	50 S. GUINTOLI	8.493
5	91 L. HASLAM	11.862
6	81 J. TORRES	12.232
7	69 N. HAYDEN	13.599
8	12 X. FORÉS	14.210
9	35 R. DE ROSA	14.282
10	22 A. LOWES	14.414
11	60 M. VAN DER MARK	15.169
12	32 L. SAVADORI	19.401
13	2 L. CAMIER	22.236
14	40 R. RAMOS	25.995
15	21 M. REITERBERGER	29.701
16	99 L. SCASSA	33.205
17	4 G. VIZZIELLO	44.627
18	9 D. SCHMITTER	44.753
19	56 P. SEBESTYÉN	45.186
20	119 P. SZKOPEK	1'00.135
RET	17 K. ABRAHAM	1 Lap
RET	15 A. DE ANGELIS	

These data/results cannot be reproduced, stored and/or transmitted in whole or in part by any manner of electronic, mechanical, photocopying, recording, broadcasting or otherwise now known or herein after developed without the previous express consent by the copyright owner, except for reproduction in daily press and regular printed publications on sale to the public within 60 days of the event related to those data/results and always provided that copyright symbol appears together as follows below.

© DORNA WSBK ORGANIZATION Srl 2016





Qatar Round, 28-29-30 October 2016

World Superbike - Lap Chart Race 2 - Restart

Losail International Circuit 5.380 m

2 / 2

Lap 1

1	7 C.Davies (GBR)	
2	66 T.Sykes (GBR)	0.176
3	91 L.Haslam (GBR)	1.036
4	12 X.Forés (ESP)	1.149
5	1 J.Rea (GBR)	1.214
6	50 S.Guintoli (FRA)	1.755
7	35 R.De Rosa (ITA)	2.165
8	60 M.van der Mark (NED)	2.822
9	69 N.Hayden (USA)	3.269
10	81 J.Torres (ESP)	3.828
11	32 L.Savadori (ITA)	4.248
12	2 L.Camier (GBR)	4.775
13	40 R.Ramos (ESP)	5.015
14	4 G.Vizzello (ITA)	5.135
15	22 A.Lowes (GBR)	5.151
16	17 K.Abraham (CZE)	5.949
17	21 M.Reiterberger (GER)	6.410
18	9 D.Schmitter (SUI)	6.892
19	56 P.Sebestyén (HUN)	7.075
20	99 L.Scassa (ITA)	7.412
21	119 P.Szkopek (POL)	7.814

6	35 R.De Rosa (ITA)	5.251
7	12 X.Forés (ESP)	5.568
8	60 M.van der Mark (NED)	6.630
9	81 J.Torres (ESP)	6.665
10	69 N.Hayden (USA)	7.265
11	32 L.Savadori (ITA)	8.368
12	22 A.Lowes (GBR)	8.743
13	2 L.Camier (GBR)	11.602
14	40 R.Ramos (ESP)	12.132
15	17 K.Abraham (CZE)	13.478
16	21 M.Reiterberger (GER)	14.273
17	4 G.Vizzello (ITA)	15.268
18	99 L.Scassa (ITA)	16.620
19	9 D.Schmitter (SUI)	18.888
20	56 P.Sebestyén (HUN)	19.485
21	119 P.Szkopek (POL)	22.371

13	2 L.Camier (GBR)	16.088
14	40 R.Ramos (ESP)	17.498
15	17 K.Abraham (CZE)	20.548
16	21 M.Reiterberger (GER)	20.555
17	99 L.Scassa (ITA)	24.780
18	4 G.Vizzello (ITA)	27.518
19	9 D.Schmitter (SUI)	31.156
20	56 P.Sebestyén (HUN)	31.668
21	119 P.Szkopek (POL)	38.671

20 119 P.Szkopek (POL) 1'00.135

Lap 8

1	7 C.Davies (GBR)	
2	1 J.Rea (GBR)	0.375
3	66 T.Sykes (GBR)	3.397
4	50 S.Guintoli (FRA)	7.058
5	91 L.Haslam (GBR)	8.915
6	35 R.De Rosa (ITA)	9.338
7	81 J.Torres (ESP)	10.144
8	12 X.Forés (ESP)	10.435
9	69 N.Hayden (USA)	10.663
10	60 M.van der Mark (NED)	11.741
11	22 A.Lowes (GBR)	12.593
12	32 L.Savadori (ITA)	14.569
13	2 L.Camier (GBR)	17.845
14	40 R.Ramos (ESP)	19.937
15	21 M.Reiterberger (GER)	23.459
16	17 K.Abraham (CZE)	23.673
17	99 L.Scassa (ITA)	27.480
18	4 G.Vizzello (ITA)	32.661
19	9 D.Schmitter (SUI)	35.861
20	56 P.Sebestyén (HUN)	36.423
21	119 P.Szkopek (POL)	45.242

Lap 5

1	7 C.Davies (GBR)	
2	1 J.Rea (GBR)	1.204
3	66 T.Sykes (GBR)	1.542
4	50 S.Guintoli (FRA)	5.099
5	91 L.Haslam (GBR)	5.741
6	35 R.De Rosa (ITA)	5.931
7	12 X.Forés (ESP)	6.348
8	81 J.Torres (ESP)	7.160
9	60 M.van der Mark (NED)	7.790
10	69 N.Hayden (USA)	7.950
11	32 L.Savadori (ITA)	9.355
12	22 A.Lowes (GBR)	9.442
13	2 L.Camier (GBR)	12.981
14	40 R.Ramos (ESP)	13.705
15	17 K.Abraham (CZE)	15.643
16	21 M.Reiterberger (GER)	15.878
17	4 G.Vizzello (ITA)	18.904
18	99 L.Scassa (ITA)	19.011
19	9 D.Schmitter (SUI)	22.973
20	56 P.Sebestyén (HUN)	23.074
21	119 P.Szkopek (POL)	27.290

Lap 9

1	7 C.Davies (GBR)	
2	1 J.Rea (GBR)	0.487
3	66 T.Sykes (GBR)	4.296
4	50 S.Guintoli (FRA)	7.574
5	91 L.Haslam (GBR)	10.331
6	81 J.Torres (ESP)	11.131
7	35 R.De Rosa (ITA)	11.280
8	12 X.Forés (ESP)	11.840
9	69 N.Hayden (USA)	12.001
10	60 M.van der Mark (NED)	13.373
11	22 A.Lowes (GBR)	13.427
12	32 L.Savadori (ITA)	16.338
13	2 L.Camier (GBR)	19.807
14	40 R.Ramos (ESP)	22.870
15	21 M.Reiterberger (GER)	26.052
16	17 K.Abraham (CZE)	26.124
17	99 L.Scassa (ITA)	29.908
18	4 G.Vizzello (ITA)	38.515
19	9 D.Schmitter (SUI)	40.418
20	56 P.Sebestyén (HUN)	40.759
21	119 P.Szkopek (POL)	50.959

Lap 6

1	7 C.Davies (GBR)	
2	1 J.Rea (GBR)	1.030
3	66 T.Sykes (GBR)	1.985
4	50 S.Guintoli (FRA)	5.546
5	91 L.Haslam (GBR)	6.770
6	35 R.De Rosa (ITA)	6.969
7	12 X.Forés (ESP)	7.420
8	81 J.Torres (ESP)	7.874
9	69 N.Hayden (USA)	9.110
10	60 M.van der Mark (NED)	9.266
11	32 L.Savadori (ITA)	10.697
12	22 A.Lowes (GBR)	10.767
13	2 L.Camier (GBR)	14.432
14	40 R.Ramos (ESP)	15.618
15	17 K.Abraham (CZE)	18.246
16	21 M.Reiterberger (GER)	18.408
17	99 L.Scassa (ITA)	22.504
18	4 G.Vizzello (ITA)	23.451
19	9 D.Schmitter (SUI)	27.071
20	56 P.Sebestyén (HUN)	27.335
21	119 P.Szkopek (POL)	33.242

Lap 10

1	7 C.Davies (GBR)	
2	66 T.Sykes (GBR)	5.855
3	1 J.Rea (GBR)	6.376
4	50 S.Guintoli (FRA)	8.493
5	91 L.Haslam (GBR)	11.862
6	81 J.Torres (ESP)	12.232
7	69 N.Hayden (USA)	13.599
8	12 X.Forés (ESP)	14.210
9	35 R.De Rosa (ITA)	14.282
10	22 A.Lowes (GBR)	14.414
11	60 M.van der Mark (NED)	15.169
12	32 L.Savadori (ITA)	19.401
13	2 L.Camier (GBR)	22.236
14	40 R.Ramos (ESP)	25.995
15	21 M.Reiterberger (GER)	29.701
16	99 L.Scassa (ITA)	33.205
17	4 G.Vizzello (ITA)	44.627
18	9 D.Schmitter (SUI)	44.753
19	56 P.Sebestyén (HUN)	45.186

Lap 2

1	7 C.Davies (GBR)	
2	66 T.Sykes (GBR)	0.376
3	1 J.Rea (GBR)	1.006
4	91 L.Haslam (GBR)	1.858
5	50 S.Guintoli (FRA)	2.328
6	35 R.De Rosa (ITA)	2.707
7	12 X.Forés (ESP)	3.303
8	60 M.van der Mark (NED)	4.136
9	69 N.Hayden (USA)	4.641
10	81 J.Torres (ESP)	4.870
11	32 L.Savadori (ITA)	5.318
12	22 A.Lowes (GBR)	7.357
13	40 R.Ramos (ESP)	7.367
14	2 L.Camier (GBR)	8.238
15	17 K.Abraham (CZE)	8.818
16	4 G.Vizzello (ITA)	8.902
17	21 M.Reiterberger (GER)	9.328
18	9 D.Schmitter (SUI)	10.396
19	56 P.Sebestyén (HUN)	10.785
20	99 L.Scassa (ITA)	11.002
21	119 P.Szkopek (POL)	12.857

Lap 3

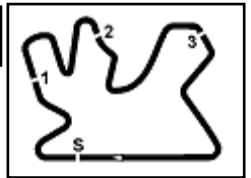
1	7 C.Davies (GBR)	
2	66 T.Sykes (GBR)	0.575
3	1 J.Rea (GBR)	0.694
4	91 L.Haslam (GBR)	3.356
5	50 S.Guintoli (FRA)	3.366
6	35 R.De Rosa (ITA)	3.736
7	12 X.Forés (ESP)	4.105
8	60 M.van der Mark (NED)	5.436
9	69 N.Hayden (USA)	5.651
10	81 J.Torres (ESP)	5.885
11	32 L.Savadori (ITA)	6.762
12	22 A.Lowes (GBR)	8.344
13	40 R.Ramos (ESP)	9.404
14	2 L.Camier (GBR)	9.748
15	17 K.Abraham (CZE)	11.290
16	21 M.Reiterberger (GER)	12.110
17	4 G.Vizzello (ITA)	12.134
18	99 L.Scassa (ITA)	13.997
19	9 D.Schmitter (SUI)	14.421
20	56 P.Sebestyén (HUN)	15.660
21	119 P.Szkopek (POL)	17.587

Lap 4

1	7 C.Davies (GBR)	
2	66 T.Sykes (GBR)	1.239
3	1 J.Rea (GBR)	1.433
4	50 S.Guintoli (FRA)	5.134
5	91 L.Haslam (GBR)	5.134

These data/results cannot be reproduced, stored and/or transmitted in whole or in part by any manner of electronic, mechanical, photocopying, recording, broadcasting or otherwise now known or herein after developed without the previous express consent by the copyright owner, except for reproduction in daily press and regular printed publications on sale to the public within 60 days of the event related to those data/results and always provided that copyright symbol appears together as follows below.

© DORNA WSBK ORGANIZATION Srl 2016



Qatar Round, 28-29-30 October 2016 World Superbike - Best Sector & Speed Race 2 - Restart

Losail International Circuit 5,380 m

Results

Pos	Rank	Name	Team	Laps	Time
1	7	C. DAVIES	Ducati Panigale R	10	
2	66	T. SYKES	Kawasaki ZX-10R	5.855	
3	1	J. REA	Kawasaki ZX-10R	6.376	
4	50	S. GUINTOLI	Yamaha YZF R1	8.493	
5	91	L. HASLAM	Kawasaki ZX-10R	11.862	
6	81	J. TORRES	BMW S1000 RR	12.232	
7	69	N. HAYDEN	Honda CBR1000RR SP	13.599	
8	12	X. FORÉS	Ducati Panigale R	14.210	
9	35	R. DE ROSA	BMW S1000 RR	14.282	
10	22	A. LOWES	Yamaha YZF R1	14.414	
11	60	M. VAN DER MARK	Honda CBR1000RR SP	15.169	
12	32	L. SAVADORI	Aprilia RSV4 RF	19.401	
13	2	L. CAMIER	MV Austa 1000 F4	22.236	
14	40	R. RAMOS	Kawasaki ZX-10R	25.995	
15	21	M. REITERBERGER	BMW S1000 RR	29.701	
16	99	L. SCASSA	Ducati Panigale R	33.205	
17	4	G. VIZZIELLO	Kawasaki ZX-10R	44.627	
18	9	D. SCHMITTER	Kawasaki ZX-10R	44.753	
19	56	P. SEBESTYÉN	Yamaha YZF R1	45.186	
20	119	P. SZKOPEK	Yamaha YZF R1	1'00.135	
RET	17	K. ABRAHAM	BMW S1000 RR	1	Lap
RET	15	A. DE ANGELIS	Aprilia RSV4 RF		

Best Sector & Speed

Pos	Rank	Name	Team	Time
1	1	J. REA	Kawasaki ZX-10R	321.4
2	35	R. DE ROSA	BMW S1000 RR	320.5
3	69	N. HAYDEN	Honda CBR1000RR SP	320.5
4	81	J. TORRES	BMW S1000 RR	317.6
5	12	X. FORÉS	Ducati Panigale R	315.8
6	17	K. ABRAHAM	BMW S1000 RR	315.8
7	50	S. GUINTOLI	Yamaha YZF R1	314.9
8	21	M. REITERBERGER	BMW S1000 RR	314.9
9	22	A. LOWES	Yamaha YZF R1	314.9
10	60	M. VAN DER MARK	Honda CBR1000RR SP	314.0
11	66	T. SYKES	Kawasaki ZX-10R	311.2
12	32	L. SAVADORI	Aprilia RSV4 RF	310.3
13	7	C. DAVIES	Ducati Panigale R	308.6
14	56	P. SEBESTYÉN	Yamaha YZF R1	306.8
15	40	R. RAMOS	Kawasaki ZX-10R	305.9
16	91	L. HASLAM	Kawasaki ZX-10R	305.9
17	2	L. CAMIER	MV Austa 1000 F4	305.9
18	99	L. SCASSA	Ducati Panigale R	305.1
19	4	G. VIZZIELLO	Kawasaki ZX-10R	304.2
20	119	P. SZKOPEK	Yamaha YZF R1	301.7
21	9	D. SCHMITTER	Kawasaki ZX-10R	301.7

Seg. 1		Seg. 2		Seg. 3		Seg. 4		Seg. 5			
1	1 J. REA	1.940	1	1 J. REA	23.323	1	1 J. REA	28.597	1	1 J. REA	32.348
2	69 N. HAYDEN	1.951	2	7 C. DAVIES	23.331	2	7 C. DAVIES	30.329	2	66 T. SYKES	28.641
3	81 J. TORRES	1.953	3	66 T. SYKES	23.442	3	35 R. DE ROSA	30.450	3	12 X. FORÉS	28.683
4	35 R. DE ROSA	1.954	4	69 N. HAYDEN	23.522	4	91 L. HASLAM	30.495	4	7 C. DAVIES	28.733
5	17 K. ABRAHAM	1.978	5	50 S. GUINTOLI	23.522	5	66 T. SYKES	30.500	5	91 L. HASLAM	28.752
6	22 A. LOWES	1.982	6	81 J. TORRES	23.580	6	50 S. GUINTOLI	30.508	6	35 R. DE ROSA	28.850
7	12 X. FORÉS	1.985	7	22 A. LOWES	23.636	7	69 N. HAYDEN	30.590	7	22 A. LOWES	28.850
8	50 S. GUINTOLI	1.986	8	60 M. VAN DER MAR	23.716	8	81 J. TORRES	30.600	8	81 J. TORRES	28.867
9	21 M. REITERBERG	1.989	9	91 L. HASLAM	23.723	9	32 L. SAVADORI	30.608	9	60 M. VAN DER MAR	28.905
10	60 M. VAN DER MAR	1.997	10	32 L. SAVADORI	23.756	10	22 A. LOWES	30.609	10	2 L. CAMIER	28.908
11	66 T. SYKES	2.011	11	12 X. FORÉS	23.788	11	12 X. FORÉS	30.696	11	69 N. HAYDEN	28.911
12	32 L. SAVADORI	2.013	12	35 R. DE ROSA	23.804	12	60 M. VAN DER MAR	30.759	12	50 S. GUINTOLI	28.965
13	7 C. DAVIES	2.025	13	2 L. CAMIER	23.816	13	2 L. CAMIER	30.856	13	32 L. SAVADORI	28.997
14	4 G. VIZZIELLO	2.036	14	40 R. RAMOS	23.919	14	40 R. RAMOS	30.944	14	21 M. REITERBERG	29.117
15	91 L. HASLAM	2.037	15	99 L. SCASSA	23.934	15	21 M. REITERBERG	30.999	15	40 R. RAMOS	29.140
16	56 P. SEBESTYÉN	2.040	16	17 K. ABRAHAM	23.988	16	4 G. VIZZIELLO	31.090	16	17 K. ABRAHAM	29.233
17	99 L. SCASSA	2.043	17	21 M. REITERBERG	24.134	17	99 L. SCASSA	31.154	17	99 L. SCASSA	29.245
18	2 L. CAMIER	2.045	18	9 D. SCHMITTER	24.311	18	17 K. ABRAHAM	31.242	18	4 G. VIZZIELLO	29.373
19	40 R. RAMOS	2.051	19	4 G. VIZZIELLO	24.333	19	9 D. SCHMITTER	31.304	19	9 D. SCHMITTER	29.591
20	119 P. SZKOPEK	2.070	20	56 P. SEBESTYÉN	24.435	20	56 P. SEBESTYÉN	31.321	20	56 P. SEBESTYÉN	29.643
21	9 D. SCHMITTER	2.071	21	119 P. SZKOPEK	24.644	21	119 P. SZKOPEK	31.451	21	119 P. SZKOPEK	29.839

30/10/2016

These data/results cannot be reproduced, stored and/or transmitted in whole or in part by any manner of electronic, mechanical, photocopying, recording, broadcasting or otherwise now known or herein after developed without the previous express consent by the copyright owner, except for reproduction in daily press and regular printed publications on sale to the public within 60 days of the event related to those data/results and always provided that copyright symbol appears together as follows below.

© DORNA WSBK ORGANIZATION Srl 2016

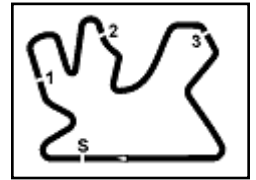
PIRELLI PERIODICA TITING



Official Tyre Supplier



Official Timekeeper



Qatar Round, 28-29-30 October 2016 World Superbike - Chronological Analysis Race 2 - Restart

Losail International Circuit 5.380 m

Start at 21:41'59.403

1 / 2

7 C. DAVIES (1'57.076)								
Lap	Seg. 1	Seg. 2	Seg. 3	Seg. 4	Seg. 5	Lap Time	km/h	Local Time
1			30.358	28.733	32.570	2'02.015		21:44'01.418
2	2.036	23.380	30.381	28.795	32.595	1'57.187	306.8	21:45'58.605
3	2.031	23.433	30.329	28.851	32.642	1'57.286	307.7	21:47'55.891
4	2.029	23.436	30.419	28.807	32.698	1'57.389	307.7	21:49'53.280
5	2.026	23.559	30.658	28.910	32.674	1'57.827	308.6	21:51'51.107
6	2.029	23.436	30.506	28.873	32.610	1'57.454	307.7	21:53'48.561
7	2.029	23.478	30.439	28.978	32.658	1'57.582	307.7	21:55'46.143
8	2.025	23.412	30.397	28.744	32.498	1'57.076	308.6	21:57'43.219
9	2.025	23.331	30.531	28.827	32.534	1'57.248	308.6	21:59'40.467
10	2.031	23.372	30.381	28.824	32.531	1'57.139	307.7	22:01'37.606

69 N. HAYDEN (1'57.833)								
Lap	Seg. 1	Seg. 2	Seg. 3	Seg. 4	Seg. 5	Lap Time	km/h	Local Time
1			31.171	29.200	32.696	2'05.284		21:44'04.687
2	2.020	23.649	30.908	29.183	32.799	1'58.559	311.2	21:46'03.246
3	2.009	23.745	30.723	28.959	32.860	1'58.296	311.2	21:48'01.542
4	1.995	23.774	31.272	29.099	32.863	1'59.003	313.0	21:50'00.545
5	2.006	23.644	30.838	29.108	32.916	1'58.512	312.1	21:51'59.057
6	1.981	23.837	30.993	28.911	32.892	1'58.614	315.8	21:53'57.671
7	2.020	23.522	30.590	29.013	32.688	1'57.833	309.5	21:55'55.504
8	2.011	23.565	30.902	29.062	32.838	1'58.378	311.2	21:57'53.882
9	1.972	23.900	30.920	29.175	32.619	1'58.586	316.7	21:59'52.468
10	1.951	23.825	30.887	29.320	32.754	1'58.737	320.5	22:01'51.205

66 T. SYKES (1'57.387)								
Lap	Seg. 1	Seg. 2	Seg. 3	Seg. 4	Seg. 5	Lap Time	km/h	Local Time
1			30.500	28.641	32.563	2'02.191		21:44'01.594
2	2.011	23.442	30.574	28.692	32.668	1'57.387	311.2	21:45'58.981
3	2.017	23.540	30.556	28.768	32.604	1'57.485	311.2	21:47'56.466
4	2.011	23.578	30.696	28.950	32.818	1'58.053	310.3	21:49'54.519
5	2.020	23.481	30.815	29.225	32.589	1'58.130	310.3	21:51'52.649
6	2.015	23.570	30.717	28.874	32.721	1'57.897	309.5	21:53'50.546
7	2.018	23.540	30.803	28.941	32.725	1'58.027	310.3	21:55'48.573
8	2.030	23.590	30.701	28.954	32.768	1'58.043	307.7	21:57'46.616
9	2.035	23.579	30.669	29.018	32.846	1'58.147	307.7	21:59'44.763
10	2.030	23.619	30.927	28.991	33.131	1'58.698	307.7	22:01'43.461

12 X. FORÉS (1'58.088)								
Lap	Seg. 1	Seg. 2	Seg. 3	Seg. 4	Seg. 5	Lap Time	km/h	Local Time
1			30.696	28.683	32.650	2'03.164		21:44'02.567
2	1.985	25.400	30.699	28.804	32.453	1'59.341	315.8	21:46'01.908
3	2.018	23.788	30.839	28.871	32.572	1'58.088	309.5	21:47'59.996
4	2.004	23.852	31.043	29.099	32.854	1'58.852	312.1	21:49'58.848
5	2.003	23.922	30.947	28.972	32.763	1'58.607	311.2	21:51'57.455
6	2.012	23.851	30.940	28.989	32.734	1'58.526	310.3	21:53'55.981
7	2.014	23.830	30.895	29.035	32.683	1'58.457	309.5	21:55'54.438
8	2.014	23.839	31.316	29.208	32.839	1'59.216	309.5	21:57'53.654
9	2.017	23.915	30.826	29.164	32.731	1'58.653	309.5	21:59'52.307
10	2.005	24.102	31.078	29.287	33.037	1'59.509	310.3	22:01'51.816

1 J. REA (1'56.974)								
Lap	Seg. 1	Seg. 2	Seg. 3	Seg. 4	Seg. 5	Lap Time	km/h	Local Time
1			30.483	28.645	32.348	2'03.229		21:44'02.632
2	1.940	23.791	30.237	28.597	32.414	1'56.979	321.4	21:45'59.611
3	2.003	23.323	30.457	28.839	32.352	1'56.974	312.1	21:47'56.585
4	1.966	23.542	30.891	28.849	32.880	1'58.128	317.6	21:49'54.713
5	1.979	23.590	30.657	28.898	32.474	1'57.598	315.8	21:51'52.311
6	2.014	23.400	30.561	28.758	32.547	1'57.280	310.3	21:53'49.591
7	2.023	23.348	30.454	28.782	32.397	1'57.004	309.5	21:55'46.595
8	1.987	23.376	30.482	28.707	32.447	1'56.999	315.8	21:57'43.594
9	1.995	23.361	30.595	28.865	32.544	1'57.360	313.0	21:59'40.954
10	2.020	24.921	32.033	29.300	34.754	2'03.028	310.3	22:01'43.982

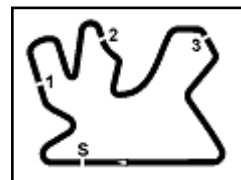
35 R. DE ROSA (1'57.729)								
Lap	Seg. 1	Seg. 2	Seg. 3	Seg. 4	Seg. 5	Lap Time	km/h	Local Time
1			30.780	28.850	32.592	2'04.180		21:44'03.583
2	1.972	23.821	30.780	28.872	32.614	1'57.729	317.6	21:46'01.312
3	1.980	23.804	30.739	29.059	32.733	1'58.315	315.8	21:47'59.627
4	1.979	23.895	31.059	29.180	32.791	1'58.904	314.9	21:49'58.531
5	1.954	24.133	30.805	28.950	32.665	1'58.507	320.5	21:51'57.038
6	1.963	24.056	30.768	29.068	32.637	1'58.492	317.6	21:53'55.530
7	1.973	23.876	30.834	29.133	32.586	1'58.402	314.9	21:55'53.932
8	1.964	23.901	30.885	29.022	32.853	1'58.625	315.8	21:57'52.557
9	1.984	23.883	30.841	29.589	32.893	1'59.190	314.9	21:59'51.747
10	1.965	24.001	31.132	29.822	33.221	2'00.141	319.5	22:01'51.888

50 S. GUINTOLI (1'57.760)								
Lap	Seg. 1	Seg. 2	Seg. 3	Seg. 4	Seg. 5	Lap Time	km/h	Local Time
1			30.714	29.068	32.679	2'03.770		21:44'03.173
2	1.986	23.642	30.571	28.965	32.596	1'57.760	314.9	21:46'00.933
3	1.992	23.694	30.787	29.107	32.744	1'58.324	312.1	21:47'59.257
4	1.989	24.093	31.058	29.135	32.882	1'59.157	312.1	21:49'58.414
5	1.997	23.694	30.508	28.991	32.602	1'57.992	313.0	21:51'56.206
6	2.023	23.676	30.543	29.020	32.639	1'57.901	306.8	21:53'54.107
7	2.015	23.589	30.644	29.175	32.761	1'58.184	312.1	21:55'52.291
8	2.015	23.641	30.595	29.099	32.636	1'57.986	310.3	21:57'50.277
9	2.012	23.522	30.588	29.032	32.610	1'57.764	309.5	21:59'48.041
10	2.012	23.620	30.602	29.143	32.681	1'58.058	309.5	22:01'46.099

22 A. LOWES (1'57.788)								
Lap	Seg. 1	Seg. 2	Seg. 3	Seg. 4	Seg. 5	Lap Time	km/h	Local Time
1			31.648	29.305	32.996	2'07.166		21:44'06.569
2	2.006	24.259	30.873	29.276	32.979	1'59.393	308.6	21:46'05.962
3	2.022	23.809	30.692	28.963	32.787	1'58.273	306.8	21:48'04.235
4	2.023	23.679	30.609	28.850	32.627	1'57.788	309.5	21:50'02.023
5	2.003	23.647	30.922	28.978	32.976	1'58.526	311.2	21:52'00.549
6	2.000	24.077	31.063	28.901	32.738	1'58.779	307.7	21:53'59.328
7	1.982	23.906	30.694	28.997	32.838	1'58.417	314.9	21:55'57.745
8	2.023	23.711	30.731	28.856	32.746	1'58.067	309.5	21:57'55.812
9	2.020	23.636	30.743	28.892	32.791	1'58.082	309.5	21:59'53.894
10	1.987	23.662	30.684	29.010	32.783	1'58.126	314.0	22:01'52.020

91 L. HASLAM (1'58.009)								
Lap	Seg. 1	Seg. 2	Seg. 3	Seg. 4	Seg. 5	Lap Time	km/h	Local Time
1			30.495	28.753	32.916	2'03.051		21:44'02.454
2	2.050	23.837	30.669	28.752	32.701	1'58.009	305.1	21:46'00.463
3	2.040	23.804	30.932	29.144	32.864	1'58.784	305.9	21:47'59.247
4	2.050	23.968	31.011	29.153	32.985	1'59.167	304.2	21:49'58.414
5	2.053	23.879	30.807	28.941	32.754	1'58.434	304.2	21:51'56.848
6	2.042	23.840	30.794	28.999	32.808	1'58.483	305.1	21:53'55.331
7	2.038	23.723	30.806	29.083	32.735	1'58.385	305.9	21:55'53.716
8	2.042	23.805	30.715	28.987	32.869	1'58.418	304.2	21:57'52.134
9	2.037	23.833	30.835	29.174	32.785	1'58.664	305.9	21:59'50.798
10	2.043	23.729	30.810	29.105	32.983	1'58.670	305.9	22:01'49.468

60 M. VAN DER MARK (1'58.437)								
Lap	Seg. 1	Seg. 2	Seg. 3	Seg. 4	Seg. 5	Lap Time	km/h	Local Time
1			31.041	28.995	32.741	2'04.837		21:44'04.240
2	2.017	23.728	30.929	28.905	32.922	1'58.501	309.5	21:46'02.741
3	2.012	23.820	30.928	28.922	32.904	1'58.586	312.1	21:48'01.327
4	2.019	23.770	30.939	29.039	32.816	1'58.583	311.2	21:49'59.910
5	2.007	23.905	31.025	29.103	32.947	1'58.987	309.5	21:51'58.897
6	2.013	23.787	30.990	29.294	32.846	1'58.930	310.3	21:53'57.827
7	1.997	23.816	30.759	29.028	32.837	1'58.437	314.0	21:55'56.264
8	2.020	23.716	31.004	29.103	32.853	1'58.696	310.3	21:57'54.960
9	2.021	23.958	30.842	29.115	32.944	1'58.880	309.5	21:59'53.840
10	2.022	23.921	30.924	29.09				



Qatar Round, 28-29-30 October 2016 World Superbike - Chronological Analysis Race 2 - Restart

Losail International Circuit 5.380 m

Start at 21:41'59.403

9	2.031	23.886	30.998	29.151	32.951	1'59.017	307.7	21:59'56.805
10	2.022	24.123	31.329	29.487	33.241	2'00.202	308.6	22:01'57.007

8	2.114	24.513	31.638	29.729	33.787	2'01.781	295.9	21:58'19.080
9	2.120	24.469	31.554	29.997	33.665	2'01.805	295.1	22:00'20.885
10	2.106	24.565	31.417	29.868	33.518	2'01.474	295.9	22:02'22.359

2 / 2

2 L. CAMIER (1'58.796)

Lap	Seg. 1	Seg. 2	Seg. 3	Seg. 4	Seg. 5	Lap Time	km/h	Local Time
1			31.275	29.281	33.115	2'06.790		21:44'06.193
2	2.068	25.237	30.938	29.596	32.811	2'00.650	302.5	21:46'06.843
3	2.060	23.921	30.856	28.908	33.051	1'58.796	303.4	21:48'05.639
4	2.045	23.893	31.116	29.116	33.073	1'59.243	305.9	21:50'04.882
5	2.076	23.935	30.938	29.060	33.197	1'59.206	300.8	21:52'04.088
6	2.085	23.922	30.908	28.966	33.024	1'58.905	299.2	21:54'02.993
7	2.079	23.981	30.901	29.128	33.149	1'59.238	300.8	21:56'02.231
8	2.080	23.816	30.872	29.104	32.961	1'58.833	300.8	21:58'01.064
9	2.076	23.861	31.121	29.048	33.104	1'59.210	300.8	22:00'00.274
10	2.081	24.161	31.052	29.137	33.137	1'59.568	300.8	22:01'59.842

56 P. SEBESTYÉN (2'00.897)

Lap	Seg. 1	Seg. 2	Seg. 3	Seg. 4	Seg. 5	Lap Time	km/h	Local Time			
1						32.219	29.832	33.316	2'09.090	21:44'08.493	
2	2.040	24.435				31.382	29.643	33.397	2'00.897	306.8	21:46'09.390
3	2.065	24.700	32.258	29.645	33.493	2'02.161	302.5	21:48'11.551			
4	2.087	24.461	31.321	29.811	33.534	2'01.214	299.2	21:50'12.765			
5	2.080	24.460	31.453	29.858	33.565	2'01.416	300.0	21:52'14.181			
6	2.053	24.782	31.524	29.786	33.570	2'01.715	302.5	21:54'15.896			
7	2.068	24.575	31.557	29.879	33.836	2'01.915	302.5	21:56'17.811			
8	2.075	24.552	31.651	29.861	33.692	2'01.831	300.8	21:58'19.642			
9	2.075	24.531	31.512	29.862	33.604	2'01.584	300.8	22:00'21.226			
10	2.081	24.679	31.345	29.875	33.586	2'01.566	300.8	22:02'22.792			

40 R. RAMOS (1'59.323)

Lap	Seg. 1	Seg. 2	Seg. 3	Seg. 4	Seg. 5	Lap Time	km/h	Local Time
1			31.501	29.860	33.452	2'07.030		21:44'06.433
2	2.051	24.030	30.944	29.352	33.162	1'59.539	305.9	21:46'05.972
3	2.082	24.049	30.962	29.140	33.090	1'59.323	300.8	21:48'05.295
4	2.069	24.033	31.055	29.730	33.230	2'00.117	305.1	21:50'05.412
5	2.064	23.991	30.983	29.223	33.139	1'59.400	304.2	21:52'04.812
6	2.074	23.920	31.024	29.196	33.153	1'59.367	302.5	21:54'04.179
7	2.079	23.919	30.987	29.318	33.159	1'59.462	301.7	21:56'03.641
8	2.080	23.965	31.010	29.319	33.141	1'59.515	301.7	21:58'03.156
9	2.082	24.030	31.052	29.321	33.696	2'00.181	300.0	22:00'03.337
10	2.089	24.055	31.048	29.343	33.729	2'00.264	300.0	22:02'03.601

119 P. SZKOPEK (2'02.016)

Lap	Seg. 1	Seg. 2	Seg. 3	Seg. 4	Seg. 5	Lap Time	km/h	Local Time			
1						32.424	29.875	33.605	2'09.829	21:44'09.232	
2	2.070	25.029				31.451	29.839	33.841	2'02.230	301.7	21:46'11.462
3	2.117	24.765	31.612	29.917	33.605	2'02.016	295.1	21:48'13.478			
4	2.109	24.644	31.679	29.980	33.761	2'02.173	296.7	21:50'15.651			
5	2.108	24.695	31.819	29.972	34.152	2'02.746	295.9	21:52'18.397			
6	2.121	24.934	31.869	30.161	34.321	2'03.406	294.3	21:54'21.803			
7	2.126	24.777	31.768	30.325	34.015	2'03.011	293.5	21:56'24.814			
8	2.121	24.723	32.279	30.348	34.176	2'03.647	294.3	21:58'28.461			
9	2.117	24.693	31.906	30.095	34.154	2'02.965	294.3	22:00'31.426			
10	2.112	25.104	32.492	30.688	35.919	2'06.315	295.1	22:02'37.741			

21 M. REITERBERGER (1'59.432)

Lap	Seg. 1	Seg. 2	Seg. 3	Seg. 4	Seg. 5	Lap Time	km/h	Local Time
1			32.316	29.562	33.196	2'08.425		21:44'07.828
2	2.007	24.596	31.146	29.283	33.073	2'00.105	311.2	21:46'07.933
3	1.994	24.600	31.054	29.260	33.160	2'00.068	313.0	21:48'08.001
4	2.005	24.206	30.999	29.117	33.225	1'59.552	311.2	21:50'07.553
5	2.012	24.185	30.999	29.208	33.028	1'59.432	311.2	21:52'06.985
6	1.989	24.581	31.079	29.295	33.040	1'59.984	314.9	21:54'06.969
7	1.991	24.312	31.134	29.323	32.969	1'59.729	313.0	21:56'06.698
8	2.011	24.134	31.399	29.276	33.160	1'59.980	310.3	21:58'06.678
9	2.029	24.462	31.054	29.270	33.026	1'59.841	308.6	22:00'06.519
10	2.020	24.364	31.366	29.539	33.499	2'00.788	309.5	22:02'07.307

17 K. ABRAHAM (1'59.577)

Lap	Seg. 1	Seg. 2	Seg. 3	Seg. 4	Seg. 5	Lap Time	km/h	Local Time			
1						31.986	29.580	33.213	2'07.964	21:44'07.367	
2	2.020	24.325				31.324	29.377	33.010	2'00.056	310.3	21:46'07.423
3	2.016	24.128	31.303	29.333	33.078	1'59.577	311.2	21:48'07.181			
4	2.031	23.988	31.271	29.249	33.038	1'59.577	307.7	21:50'06.758			
5	2.027	24.020	31.424	29.394	33.127	1'59.992	308.6	21:52'06.750			
6	2.034	24.162	31.298	29.437	33.126	2'00.057	306.8	21:54'06.807			
7	2.038	24.072	31.242	29.375	33.157	1'59.884	306.8	21:56'06.891			
8	2.038	24.389	31.361	29.374	33.039	2'00.201	306.8	21:58'06.692			
9	2.015	24.324	31.327	29.245	32.788	1'59.699	310.3	22:00'06.591			

99 L. SCASSA (1'59.676)

Lap	Seg. 1	Seg. 2	Seg. 3	Seg. 4	Seg. 5	Lap Time	km/h	Local Time
1			32.552	29.845	33.433	2'09.427		21:44'08.830
2	2.044	24.258	31.469	29.544	33.462	2'00.777	305.1	21:46'09.607
3	2.043	24.324	31.354	29.495	33.065	2'00.281	305.1	21:48'09.888
4	2.066	24.139	31.212	29.389	33.206	2'00.012	301.7	21:50'09.900
5	2.058	23.934	31.154	29.427	33.645	2'00.218	302.5	21:52'10.118
6	2.068	24.686	31.306	29.618	33.269	2'00.947	300.8	21:54'11.065
7	2.079	24.114	31.166	29.356	33.143	1'59.858	300.0	21:56'10.923
8	2.067	23.987	31.169	29.388	33.165	1'59.776	302.5	21:58'10.699
9	2.077	24.090	31.267	29.245	32.997	1'59.676	300.0	22:00'10.375
10	2.072	24.159	31.249	29.454	33.502	2'00.436	300.8	22:02'10.811

4 G. VIZZIELLO (2'00.518)

Lap	Seg. 1	Seg. 2	Seg. 3	Seg. 4	Seg. 5	Lap Time	km/h	Local Time
1			31.605	29.373	33.218	2'07.150		21:44'06.553
2	2.036	24.444	31.155	29.982	33.337	2'00.954	303.4	21:46'07.507
3	2.051	24.379	31.151	29.509	33.428	2'00.518	304.2	21:48'08.025
4	2.082	24.386	31.090	29.489	33.476	2'00.523	301.7	21:50'08.548
5	2.092	24.333	31.408	29.928	33.702	2'01.463	299.2	21:52'10.011
6	2.117	24.549	31.835	30.037	33.463	2'02.001	295.9	21:54'12.012
7	2.102	24.434	31.420	29.869	33.824	2'01.649	297.5	21:56'13.661
8	2.102	24.486	31.611	30.118	33.902	2'02.219	297.5	21:58'15.880
9	2.123	24.483	31.750	30.465	34.281	2'03.102	294.3	22:00'18.982
10	2.126	24.791	31.901	30.239	34.194	2'03.251	293.5	22:02'22.233

9 D. SCHMITTER (2'00.691)

Lap	Seg. 1	Seg. 2	Seg. 3	Seg. 4	Seg. 5	Lap Time	km/h	Local Time
1			32.005	29.946	33.473	2'08.907		21:44'08.310
2	2.071	24.311	31.304	29.591	33.414	2'00.691	301.7	21:46'09.001
3	2.090	24.329	31.472	29.751	33.669	2'01.311	298.3	21:48'10.312
4	2.078	24.689	31.513	29.912	33.664	2'01.856	300.8	21:50'12.168
5	2.108	24.449	31.601	29.913	33.841	2'01.912	295.9	21:52'14.080
6	2.118	24.568	31.475	29.819	33.572	2'01.552	295.1	21:54'15.632
7	2.113	24.412	31.627	29.836	33.679	2'01.667	295.1	21:56'17.299

P = Pits In/Out - C = Lap-Time Cancelled

These data/results cannot be reproduced, stored and/or transmitted in whole or in part by any manner of electronic, mechanical, photocopying, recording, broadcasting or otherwise now known or herein after developed without the previous express consent by the copyright owner, except for reproduction in daily press and regular printed publications on sale to the public within 60 days of the event related to those data/results and always provided that copyright symbol appears together as follows below.

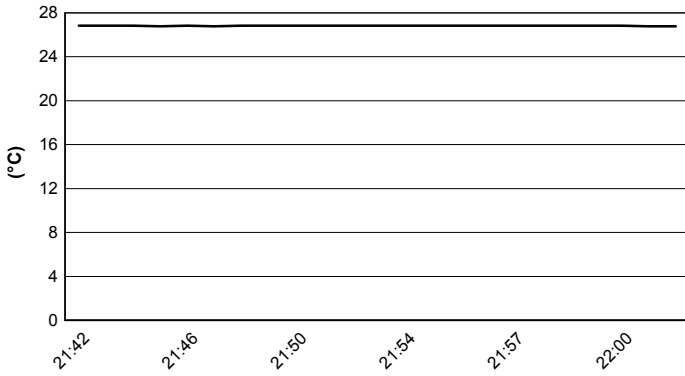
© DORNA WSBK ORGANIZATION Srl 2016

Qatar Round, 28-29-30 October 2016 World Superbike - Weather Report Race 2 - Restart

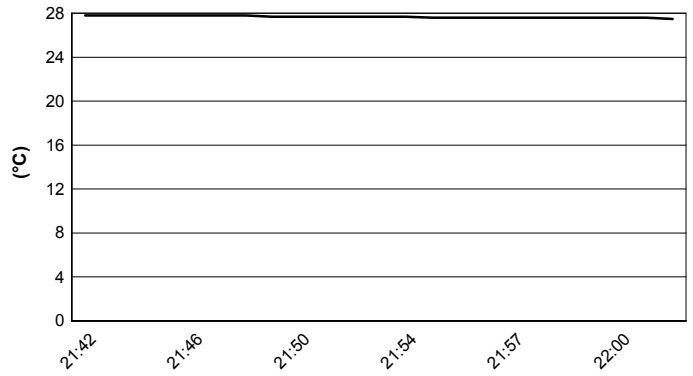
Losail International Circuit 5.380 m

Session started 21:42 Session ended 22:02

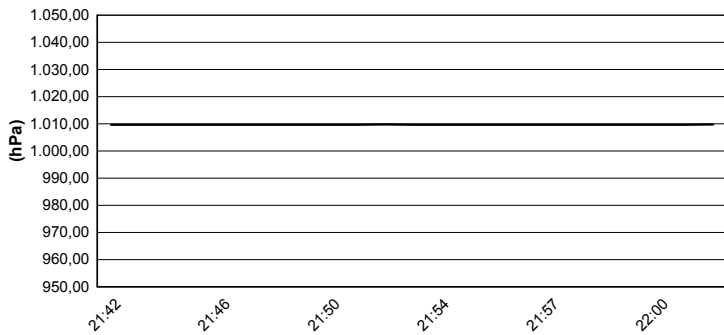
Air Temperature



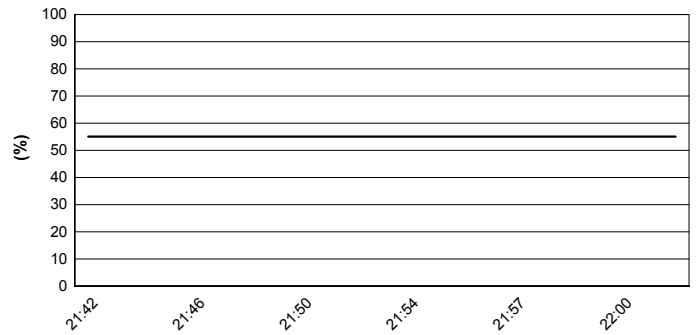
Track Temperature



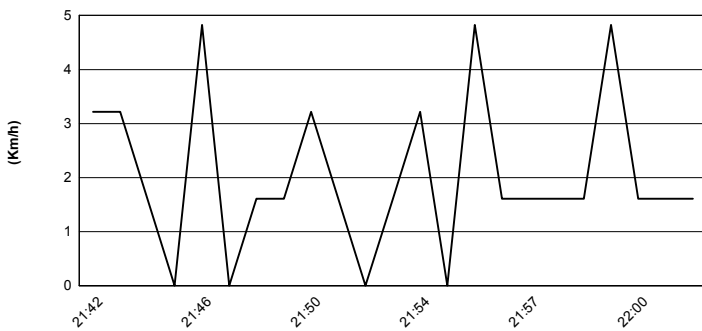
Air Pressure



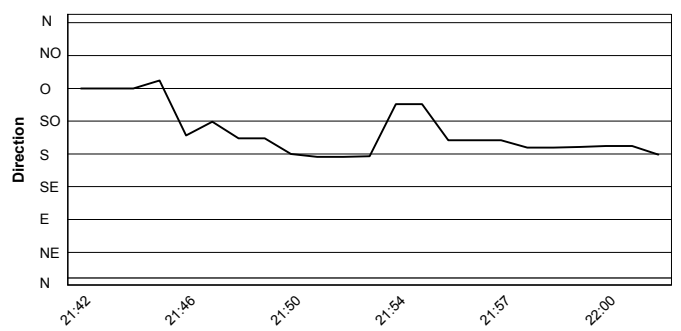
Humidity



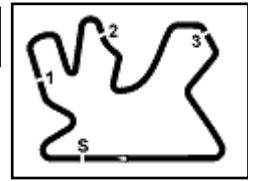
Wind Speed



Wind Direction



These data/results cannot be reproduced, stored and/or transmitted in whole or in part by any manner of electronic, mechanical, photocopying, recording, broadcasting or otherwise now known or herein after developed without the previous express consent by the copyright owner, except for reproduction in daily press and regular printed publications on sale to the public within 60 days of the event related to those data/results and always provided that copyright symbol appears together as follows below.
© DORNA WSBK ORGANIZATION Srl 2016



Qatar Round, 28-29-30 October 2016 World Superbike - Championship Standings

Losail International Circuit 5.380 m

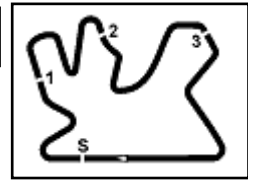
1 / 2

Points	Points From First	Points From Previous	Rounds															
			February 28 PHILLIP ISLAND	March 13 BURIRAM	April 3 ARAGON	April 17 ASSEN	May 1 IMOLA	May 15 SEPANG	May 29 DONINGTON PARK	June 19 MISANO	July 10 LAGUNA SECA	September 18 LAUSITZRING	October 2 MAGNY-COURS	October 16 JEREZ	October 28 LOSAIL			
1 REA Jonathan (GBR)	498		25 25	25 20	20 16	25 25	20 20	20 16	16 20	25 25	25	25	25	13 20	16 20	20 16		
2 SYKES Tom (GBR)	447 51		11 10	20 25	16 20	20	16 16	25 8	25 25	20 20	20 25	20 4	16 16	20 16	13 20			
3 DAVIES Chaz (GBR)	445 53 2		20 6	13 16	25 25	20 11	25 25	16 13	16	13	16	25 10	25 25	25 25	25 25			
4 VAN DER MARK Michael (NED)	267 231 178		16 20	16 13	9	16	9 7	9 10	8 8	16 6	13 9	10 8	20 11	11 10	7 5			
5 HAYDEN Nicky (USA)	248 250 19		7 13	11	10	16 10	7 8	8 25	11 10	10	16 11	16 6	7	13 13	11 9			
6 TORRES Jordi (ESP)	213 285 35		8 9	8 8	9 11	11 1	13 9	13 3	9 5	11 9	8 10	13	2 9	8 8	8 10			
7 GIUGLIANO Davide (ITA)	197 301 16		13 16	6	11 10	8	11 13	10 20	20 9	2 16	20	9		3				
8 CAMIER Leon (GBR)	168 330 29		9	5 5		13 7	10 11	6 7	13 11	8	5	11 13	9 13	9	3			
9 FORÉS Xavi (ESP)	151 347 17			2	13 13	3 6	6 6	2 5	4 2	13	9 13	6 16	8 6		10 8			
10 SAVADORI Lorenzo (ITA)	150 348 1		4	6 7	6 5	10 13	8 5	2	10 13	11	10		11 10	3 6	6 4			
11 GUINTOLI Sylvain (FRA)	141 357 9		10 11	9 10	7 6	5						7 11	7 8	10 11	16 13			
12 LOWES Alex (GBR)	131 367 10		2 10		8 7	8 9	5 10	11		3 8	11 2	8	5	9	9 6			
13 DE ANGELIS Alex (RSM)	96 402 35		3 7 2	5 8	4	1 2	9		1	4 3	7	4 20	6 2	5	3			
14 BROOKES Joshua (AUS)	89 409 7		6 7 1	3 3	5	2 3	5 4	2 7	5 2	3	2 9	4 5	6 4	1				
15 RAMOS Román (ESP)	89 409 0		5 4 4 4	4 4	7 4			3 3	7 4	1 6	3 7	3 3	4 5	2 2				
16 REITERBERGER Markus (GER)	82 416 7		8 11 9	2 1	9	3 4	6	5	10	10	12 12	12 16	4	7 2	1			
17 WEST Anthony (AUS)	64 434 18							7 11	6 4	6 5	4 7	5		2 7				
18 ABRAHAM Karel (CZE)	33 465 31		3 5	1	1 2	2		4	7	1	2 4	1						
19 CANEPA Niccolò (ITA)	30 468 3									9 7	6 8							
20 HASLAM Leon (GBR)	16 482 14														5 11			
21 DE ROSA Raffaele (ITA)	16 482 0										5	23 24	25 25	25 25	4 7			
22 BAIOTTO Matteo (ITA)	12 486 4		3 3		2	4									23 20			
23 LAGRIVE Matthieu (FRA)	11 487 1												10 1	21 21	21 23			
24 SCASSA Luca (ITA)	10 488 1						3				1 5	1		22 22	22 24			
25 MAHIAS Lucas (FRA)	9 489 1				6 3									23 23	23 25			

First Line: Championship Standings - Second Line: Ranking Progression

These data/results cannot be reproduced, stored and/or transmitted in whole or in part by any manner of electronic, mechanical, photocopying, recording, broadcasting or otherwise now known or herein after developed without the previous express consent by the copyright owner, except for reproduction in daily press and regular printed publications on sale to the public within 60 days of the event related to those data/results and always provided that copyright symbol appears together as follows below.

© DORNA WSBK ORGANIZATION Srl 2016


Qatar Round, 28-29-30 October 2016
World Superbike - Championship Standings

Losail International Circuit 5.380 m

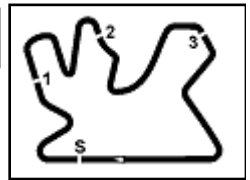
2 / 2

	Points	Points From First	Points From Previous	February 28	March 13	April 3	April 17	May 1	May 15	May 29	June 19	July 10	September 18	October 2	October 16	October 28																
				PHILLIP ISLAND	BURIRAM	ARAGON	ASSEN	IMOLA	SEPANG	DONINGTON PARK	MISANO	LAGUNA SECA	LAUSITZRING	MAGNY-COURS	JEREZ	LOSAIL																
26 BEAUBIER Cameron (USA)	6	492	3							6	22	22	22	23	24	24	24	24	25	26												
27 SCHMITTER Dominic (SUI)	5	493	1					1	22	24	25	22	23	24	24	24	23	24	25	25	26	27										
28 VIZZIELLO Gianluca (ITA)	4	494	1										3	26	27	27	27	27	28	28												
29 SZKOPEK Pawel (POL)	3	495	1								1	28	28	28	29	29	26	27	27	27	28	29										
30 JONES Mike (AUS)	2	496	1	2	14	16	18	18	19	19	20	20	20	20	22	22	22	23	24	24	24	26	26	28	29	29	29	29	30	30		
31 HOOK Josh (AUS)	2	496	0						1	1	24	22	22	23	24	24	24	26	26	28	29	29	29	29	29	30	30					
32 BARRIER Sylvain (FRA)	2	496	0	1	1	15	16	18	18	19	19	20	20	20	20	20	22	22	22	23	24	24	24	26	26	28	29	29	29	29	30	30
33 SEBESTYÉN Péter (HUN)	1	497	1																		1	32	32	33	33							
34 AL SULAITI Saeed (QAT)	1	497	0										1	29	29	31	32	32	32	32	32	32	33	33								
35 LUSSIANA Matthieu (FRA)	1	497	0				1	22	22	22	22	24	25	26	27	28	28	28	29	29	31	32	32	32	32	32	33	33				

First Line: Championship Standings - Second Line: Ranking Progression

These data/results cannot be reproduced, stored and/or transmitted in whole or in part by any manner of electronic, mechanical, photocopying, recording, broadcasting or otherwise now known or herein after developed without the previous express consent by the copyright owner, except for reproduction in daily press and regular printed publications on sale to the public within 60 days of the event related to those data/results and always provided that copyright symbol appears together as follows below.

© DORNA WSBK ORGANIZATION Srl 2016



Qatar Round, 28-29-30 October 2016 World Superbike - Manufacturers Standings

Losail International Circuit 5.380 m

Points	Points From First	Points From Previous	February 28 PHILLIP ISLAND		March 13 BURIRAM		April 3 ARAGON		April 17 ASSEN		May 1 IMOLA		May 15 SEPANG		May 29 DONINGTON PARK		June 19 MISANO		July 10 LAGUNA SECA		September 18 LAUSITZRING		October 2 MAGNY-COURS		October 16 JEREZ		October 28 LOSAIL				
			1	2	1	2	1	2	1	2	1	2	1	2	1	2	1	2	1	2	1	2	1	2	1	2	1	2	1	2	
1	KAWASAKI	582	25	25	25	25	20	20	25	25	20	20	25	16	25	25	25	25	25	20	25	16	20	20	20	20	20				
			1	1	1	1	1	1	1	1	1	1	1	1	1	1	1	1	1	1	1	1	1	1	1	1	1				
2	DUCATI	517	65	20	16	13	16	25	25	20	11	25	25	16	20	20	16	13	16	9	20	25	16	25	25	25	25				
				2	2	3	2	2	2	2	2	2	2	2	2	2	2	2	2	2	2	2	2	2	2	2	2				
3	HONDA	342	240	16	20	16	13	10	9	16	16	9	8	9	25	11	10	16	10	16	11	16	8	20	11	13	13	11	9		
				3	2	2	2	3	3	3	3	3	3	3	3	3	3	3	3	3	3	3	3	3	3	3	3	3			
4	BMW	234	348	8	9	11	9	9	11	11	2	13	9	13	6	9	7	11	9	8	10	13	9	4	9	8	8	8	10		
				6	5	5	5	5	4	4	5	4	4	4	4	4	4	4	4	4	4	4	4	4	4	4	4	4	4		
5	YAMAHA	225	357	10	11	10	10	8	7	8	9	5	10	11		6	9	8	11	8	8	11	7	8	10	11	16	13			
				4	4	4	4	4	5	5	4	5	5	5	5	5	5	5	5	5	5	5	5	5	5	5	5	5	5		
6	APRILIA	194	388	4	3	7	7	6	8	10	13	8	5	9		10	13	4	11	10	4	20	11	10	5	6	6	4			
				7	7	6	6	6	6	6	6	6	6	6	6	6	6	6	6	6	6	6	6	6	6	6	6	6	6		
7	MV AGUSTA	168	414	9	5	5	5	13	7	10	11	6	7	13	11	8	7	5	7	11	13	9	13	9	7	7	7	3			
				5	6	6	7	7	7	7	7	7	7	7	7	7	7	7	7	7	7	7	7	7	7	7	7	7	7		

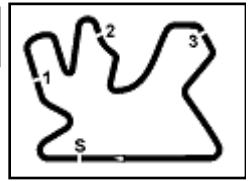
First Line: Championship Standings - Second Line: Ranking Progression

These data/results cannot be reproduced, stored and/or transmitted in whole or in part by any manner of electronic, mechanical, photocopying, recording, broadcasting or otherwise now known or herein after developed without the previous express consent by the copyright owner, except for reproduction in daily press and regular printed publications on sale to the public within 60 days of the event related to those data/results and always provided that copyright symbol appears together as follows below.

© DORNA WSBK ORGANIZATION Srl 2016

FICR PEROGIA TINO





Qatar Round, 28-29-30 October 2016
World Superbike - Pirelli Best Lap Award

Losail International Circuit 5.380 m

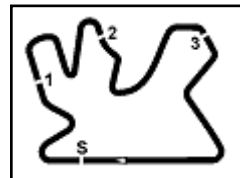
Points	Points From First	Points From Previous	February 28	March 13	April 3	April 17	May 1	May 15	May 29	June 19	July 10	September 18	October 2	October 16	October 28		
			PHILLIP ISLAND	BURIRAM	ARAGON	ASSEN	IMOLA	SEPANG	DONINGTON PARK	MISANO	LAGUNA SECA	LAUSITZRING	MAGNY-COURS	JEREZ	LOSAIL		
Fastest Laps																	
1 DAVIES Chaz (GBR)	10		1		1 1	1	1 1				1	1		1	1		
2 REA Jonathan (GBR)	6 4			1 1		1			1 1							1	
3 SYKES Tom (GBR)	6 4 0							1		1	1		1 1	1			
4 GIUGLIANO Davide (ITA)	2 8 4	1						1									
5 FORÉS Xavi (ESP)	1 9 1											1					
6 LOWES Alex (GBR)	1 9 0									1							

These data/results cannot be reproduced, stored and/or transmitted in whole or in part by any manner of electronic, mechanical, photocopying, recording, broadcasting or otherwise now known or herein after developed without the previous express consent by the copyright owner, except for reproduction in daily press and regular printed publications on sale to the public within 60 days of the event related to those data/results and always provided that copyright symbol appears together as follows below.

© DORNA WSBK ORGANIZATION Srl 2016

FICR PEROGIA TINING





Qatar Round, 28-29-30 October 2016 World Superbike - Rider's Performance

Losail International Circuit 5.380 m

2 / 2

Points	Points From First	Points From Previous	February 28	March 13	April 3	April 17	May 1	May 15	May 29	June 19	July 10	September 18	October 2	October 16	October 28			
			PHILLIP ISLAND	BURIRAM	ARAGON	ASSEN	IMOLA	SEPANG	DONINGTON PARK	MISANO	LAGUNA SECA	LAUSITZRING	MAGNY-COURS	JEREZ	LOSAIL			
			G 1 2	G 1 2	G 1 2	G 1 2	G 1 2	G 1 2	G 1 2	G 1 2	G 1 2	G 1 2	G 1 2	G 1 2	G 1 2	G 1 2	G 1 2	G 1 2
35 LUSSIANA	1	497	0		20 17 18	19 15 17			21 Rt Rt				19 20 Rt	24 Rt 17				

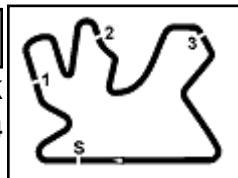
G = Grid - 1 = Race 1 - 2 = Race 2

Ns = Did Not Start - Rt = Retired - Ex = Excluded

These data/results cannot be reproduced, stored and/or transmitted in whole or in part by any manner of electronic, mechanical, photocopying, recording, broadcasting or otherwise now known or herein after developed without the previous express consent by the copyright owner, except for reproduction in daily press and regular printed publications on sale to the public within 60 days of the event related to those data/results and always provided that copyright symbol appears together as follows below.

© DORNA WSBK ORGANIZATION Srl 2016



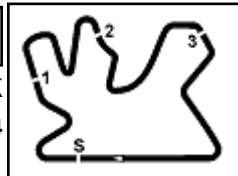


Qatar Round, 28-29-30 October 2016 World Superbike - Best Laps & Speeds

No.	Rider		Best Lap		FP1		FP2		FP3		SP1		SP2		RC1		W1A		RC2	
	Nat	Bike	laps	speed	laps	speed	laps	speed	laps	speed	laps	speed	laps	speed	laps	speed	laps	speed	laps	speed
1	1 J. REA		1'56.356		1'58.197	1'57.759	1'58.389						1'56.356	1'57.478	1'57.909	1'56.974				
	GBR	Kawasaki ZX-10R	98	321	19	315	23	311	8	303			6	310	17	313	8	305	17	321
2	69 N. HAYDEN		1'56.561		1'58.944	1'58.365	1'58.972							1'56.561	1'57.602	1'58.956	1'57.833			
	USA	Honda CBR1000RR SP	95	320	21	309	22	306	8	303			6	311	17	311	4	310	17	320
3	7 C. DAVIES		1'56.602		1'58.460	1'57.712	1'58.150							1'56.602	1'57.371	1'57.237	1'57.076			
	GBR	Ducati Panigale R	99	313	20	311	24	313	7	308			6	310	17	308	8	308	17	309
4	50 S. GUINTOLI		1'56.866		1'58.933	1'58.167	1'58.705							1'56.866	1'57.854	1'58.267	1'57.760			
	FRA	Yamaha YZF R1	93	315	20	313	18	311	7	307			6	310	17	313	8	312	17	315
5	66 T. SYKES		1'56.935		1'59.954	1'58.415	1'58.812							1'56.935	1'58.289	1'57.967	1'57.387			
	GBR	Kawasaki ZX-10R	89	313	19	309	17	308	6	302			5	309	17	313	8	307	17	311
6	22 A. LOWES		1'57.014		1'58.889	1'58.241	1'59.076							1'57.014	1'58.332	1'58.534	1'57.788			
	GBR	Yamaha YZF R1	97	315	17	308	24	306	8	301			6	306	17	310	8	309	17	315
7	12 X. FORÉS		1'57.018		1'58.987	1'58.015	1'58.598							1'57.018	1'58.573	1'57.843	1'58.088			
	ESP	Ducati Panigale R	86	316	18	306	16	304	6	303			5	309	17	302	7	309	17	316
8	32 L. SAVADORI		1'57.094		1'59.879	1'58.523	2'00.095							1'57.094	1'58.932	1'59.027	1'58.257			
	ITA	Aprilia RSV4 RF	91	314	20	307	19	311	4	302			6	309	17	314	8	309	17	310
9	60 M. VAN DER MARK		1'57.126		1'58.673	1'59.032	1'59.328							1'57.126	1'58.547	1'58.527	1'58.437			
	NED	Honda CBR1000RR SP	86	317	21	311	3	303	8	305	6	311	6	307	17	317	8	307	17	314
10	81 J. TORRES		1'57.485		1'59.270	1'58.303	1'59.137							1'57.485	1'58.509	1'58.346	1'58.166			
	ESP	BMW S1000 RR	96	318	20	311	22	310	5	303			7	309	17	314	8	311	17	318
11	35 R. DE ROSA		1'57.729		1'59.487	1'59.192	2'00.565								1'58.297	1'58.812	1'57.729			
	ITA	BMW S1000 RR	89	320	18	315	18	314	5	307	6	312			17	318	8	318	17	320
12	34 D. GIUGLIANO		1'57.956		1'59.237	1'58.745	1'59.588							1'57.956	1'58.914	1'59.112				
	ITA	Ducati Panigale R	67	308	18	305	14	306	7	299	6	304	5	303	10	308	7	303		
13	91 L. HASLAM		1'58.009		2'05.820	1'58.639	1'59.842								1'58.710	1'59.042	1'58.009			
	GBR	Kawasaki ZX-10R	75	316	7	267	15	309	7	299	7	303			17	316	5	306	17	306
14	2 L. CAMIER		1'58.207		2'00.078	1'58.207	2'00.098							1'58.480	1'59.022	2'00.207	1'58.796			
	GBR	MV Agusta 1000 F4	92	308	18	299	19	301	8	293			7	302	17	308	6	298	17	306
15	25 J. BROOKES		1'58.437		2'00.307	1'59.877	2'00.520								1'59.286	1'59.239				
	AUS	BMW S1000 RR	76	314	20	309	13	309	7	303	7	309			17	314	7	309	5	
16	15 A. DE ANGELIS		1'58.518		1'59.499	1'59.011	1'59.719								1'59.048	1'58.985				
	RSM	Aprilia RSV4 RF	86	319	21	315	18	318	8	309	7	317			17	315	8	319	7	
17	21 M. REITERBERGER		1'58.633		2'01.081	1'59.526	1'59.476								2'00.296	1'59.423	1'59.432			
	GER	BMW S1000 RR	76	315	11	310	19	307	7	307	7	308			7	311	8	309	17	315
18	17 K. ABRAHAM		1'58.934		2'00.552	1'59.198	1'59.512								1'59.831	1'59.367	1'59.577			
	CZE	BMW S1000 RR	89	316	21	308	20	309	8	304	6	310			11	314	7	308	16	316
19	40 R. RAMOS		1'58.958		2'02.231	2'00.387	2'00.160								1'59.490	1'59.795	1'59.323			
	ESP	Kawasaki ZX-10R	68	309	4	305	12	303	6	303	6	309			17	304	6	304	17	306
20	99 L. SCASSA		1'59.551		2'01.633	2'00.635	2'01.755								2'00.549	1'59.551	1'59.676			
	ITA	Ducati Panigale R	86	305	19	302	14	301	7	293	6	304			17	305	6	303	17	305

These data/results cannot be reproduced, stored and/or transmitted in whole or in part by any manner of electronic, mechanical, photocopying, recording, broadcasting or otherwise now known or herein after developed without the previous express consent by the copyright owner, except for reproduction in daily press and regular printed publications on sale to the public within 60 days of the event related to those data/results and always provided that copyright symbol appears together as follows below.

© DORNA WSBK ORGANIZATION Srl 2016



Qatar Round, 28-29-30 October 2016 World Superbike - Best Laps & Speeds

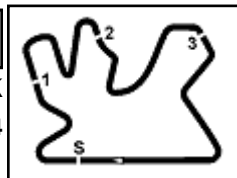
2 / 2

No.	Rider		Best Lap		FP1		FP2		FP3		SP1		SP2		RC1		W1A		RC2	
	Nat	Bike	laps	speed	laps	speed	laps	speed	laps	speed	laps	speed	laps	speed	laps	speed	laps	speed	laps	speed
21	11 S. AL SULAITI		1'59.734		2'01.393		2'00.156		2'00.837		1'59.734				2'00.845		2'03.214			
	QAT	Kawasaki ZX-10R	76	305	16	303	19	302	7	296	7	305			17	304	3	293	7	
22	4 G. VIZZIELLO		1'59.968		2'00.919		2'00.900		2'00.978		1'59.968				2'00.960		2'01.332		2'00.518	
	ITA	Kawasaki ZX-10R	82	305	15	304	20	305	6	294	6	303			13	301	5	302	17	304
23	9 D. SCHMITTER		2'00.691		2'03.193		2'02.307		2'03.613		2'01.624				2'01.501		2'01.797		2'00.691	
	SUI	Kawasaki ZX-10R	94	305	22	300	18	295	8	290	6	305			17	303	6	305	17	302
24	119 P. SZKOPEK		2'00.876		2'02.491		2'01.633				2'00.876						2'02.284		2'02.016	
	POL	Yamaha YZF R1	58	302	19	296	13	295			5	298					5	293	16	302
25	56 P. SEBESTYÉN		2'00.897		2'06.934		2'03.625		2'02.945		2'01.667				2'02.786		2'01.902		2'00.897	
	HUN	Yamaha YZF R1	95	307	22	299	19	298	7	293	7	302			17	301	6	297	17	307

30/10/2016

These data/results cannot be reproduced, stored and/or transmitted in whole or in part by any manner of electronic, mechanical, photocopying, recording, broadcasting or otherwise now known or herein after developed without the previous express consent by the copyright owner, except for reproduction in daily press and regular printed publications on sale to the public within 60 days of the event related to those data/results and always provided that copyright symbol appears together as follows below.

© DORNA WSBK ORGANIZATION Srl 2016



Qatar Round, 28-29-30 October 2016

World Superbike - Race Winners

Losail International Circuit 5.380 m

	2013	2014	2015	2016
01 Phillip Island GP Circuit	R1: Guintoli (Fra) Apr R2: Laverty (Irl) Apr	R1: Laverty (Irl) Suz R2: Guintoli (Fra) Apr	R1: Rea (Gbr) Kaw R2: Haslam (Gbr) Apr	R1: Rea (Gbr) Kaw R2: Rea (Gbr) Kaw
02 Chang International			R1: Rea (Gbr) Kaw R2: Rea (Gbr) Kaw	R1: Rea (Gbr) Kaw R2: Sykes (Gbr) Kaw
03 MotorLand Aragon	R1: Davies (Gbr) Bmw R2: Davies (Gbr) Bmw	R1: Sykes (Gbr) Kaw R2: Sykes (Gbr) Kaw	R1: Rea (Gbr) Kaw R2: Davies (Gbr) Duc	R1: Davies (Gbr) Duc R2: Davies (Gbr) Duc
04 TT Circuit Assen	R1: Sykes (Gbr) Kaw R2: Laverty (Irl) Apr	R1: Guintoli (Fra) Apr R2: Rea (Gbr) Hon	R1: Rea (Gbr) Kaw R2: Rea (Gbr) Kaw	R1: Rea (Gbr) Kaw R2: Rea (Gbr) Kaw
05 Imola Circuit	R1: Sykes (Gbr) Kaw R2: Sykes (Gbr) Kaw	R1: Rea (Gbr) Hon R2: Rea (Gbr) Hon	R1: Rea (Gbr) Kaw R2: Rea (Gbr) Kaw	R1: Davies (Gbr) Duc R2: Davies (Gbr) Duc
06 Sepang International		R1: Melandri (Ita) Apr R2: Melandri (Ita) Apr	R1: Rea (Gbr) Kaw R2: Davies (Gbr) Duc	R1: Sykes (Gbr) Kaw R2: Hayden (Usa) Hon
07 Donington Park	R1: Sykes (Gbr) Kaw R2: Sykes (Gbr) Kaw	R1: Sykes (Gbr) Kaw R2: Sykes (Gbr) Kaw	R1: Sykes (Gbr) Kaw R2: Sykes (Gbr) Kaw	R1: Sykes (Gbr) Kaw R2: Sykes (Gbr) Kaw
08 Misano World Circuit		R1: Sykes (Gbr) Kaw R2: Sykes (Gbr) Kaw	R1: Sykes (Gbr) Kaw R2: Rea (Gbr) Kaw	R1: Rea (Gbr) Kaw R2: Rea (Gbr) Kaw
09 Mazda Raceway Laguna	R1: Sykes (Gbr) Kaw R2: Laverty (Irl) Apr	R1: Melandri (Ita) Apr R2: Sykes (Gbr) Kaw	R1: Davies (Gbr) Duc R2: Davies (Gbr) Duc	R1: Rea (Gbr) Kaw R2: Sykes (Gbr) Kaw
10 Lausitzring				R1: Davies (Gbr) Duc R2: Rea (Gbr) Kaw
11 Circuit de Nevers	R1: Sykes (Gbr) Kaw R2: Sykes (Gbr) Kaw	R1: Guintoli (Fra) Apr R2: Melandri (Ita) Apr	R1: Rea (Gbr) Kaw R2: Rea (Gbr) Kaw	R1: Davies (Gbr) Duc R2: Davies (Gbr) Duc
12 Circuito de Jerez	R1: Laverty (Irl) Apr R2: Laverty (Irl) Apr	R1: Melandri (Ita) Apr R2: Melandri (Ita) Apr	R1: Sykes (Gbr) Kaw R2: Davies (Gbr) Duc	R1: Davies (Gbr) Duc R2: Davies (Gbr) Duc
13 Losail International		R1: Guintoli (Fra) Apr R2: Guintoli (Fra) Apr	R1: Torres (Esp) Apr R2: Haslam (Gbr) Apr	R1: Davies (Gbr) Duc R2: Davies (Gbr) Duc

2016

ALL TIMES

11 C. Davies
9 J. Rea
5 T. Sykes
1 N. Hayden

59 C. Fogarty
52 T. Bayliss
43 N. Haga
38 J. Rea
33 T. Corser
31 C. Edwards
31 T. Sykes
27 D. Polen
24 C. Checa
23 R. Roche
21 M. Biaggi
20 C. Davies
19 M. Melandri
17 P. Chili
16 G. Falappa

16 N. Hodgson
16 J. Toseland
14 J. Kocinski
14 S. Russell
14 B. Spies
13 A. Slight
13 E. Laverty
11 S. Mertens
11 R. Xaus
11 R. Laconi
10 F. Pirovano
10 C. Vermeulen
9 S. Guintoli
8 F. Merkel
8 A. Gobert

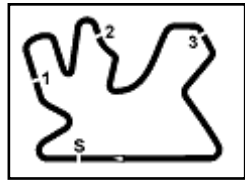
7 B. Bostrom
5 D. Tardozzi
5 L. Haslam
4 R. Phillis
4 Y. Kagayama
4 M. Fabrizio
3 M. Doohan
3 A. Yanagawa
3 M. Tamada
3 L. Lanzi
3 R. Kiyonari
3 C. Crutchlow
2 M. Lucchiarri
2 T. Rymer
2 D. Chandler

2 P. Goddard
2 M. Lucchinelli
2 M. Dowson
2 K. Magee
2 H. Izutsu
2 S. Byrne
2 M. Neukirchner
2 L. Baz
1 A. Ryo
1 K. Kitagawa
1 Y. Takeda
1 T. Aoki
1 J. Whitham
1 A. Vieira
1 A. Morillas

1 G. Goodfellow
1 P. Picotte
1 T. Kipp
1 A. Meklau
1 J. Reynolds
1 C. Walker
1 N. Hayden
1 A. Pitt
1 G. McCoy
1 F. Nieto
1 A. Barros
1 J. Torres

These data/results cannot be reproduced, stored and/or transmitted in whole or in part by any manner of electronic, mechanical, photocopying, recording, broadcasting or otherwise now known or herein after developed without the previous express consent by the copyright owner, except for reproduction in daily press and regular printed publications on sale to the public within 60 days of the event related to those data/results and always provided that copyright symbol appears together as follows below.

© DORNA WSBK ORGANIZATION Srl 2016



Qatar Round, 28-29-30 October 2016
World Superbike - Team Standings

Losail International Circuit 5.380 m

		February 28 PHILLIP ISLAND	March 13 BURIRAM	April 3 ARAGON	April 17 ASSEN	May 1 IMOLA	May 15 SEPANG	May 29 DNINGTON PARK	June 19 MISANO	July 10 LAGUNA SECA	September 18 LAUSITZRING	October 2 MAGNY-COURS	October 16 JEREZ	October 28 LOSAIL													
1 Kawasaki Racing Team		945																									
REA Jonathan	498	25	25	25	20	20	16	25	25	20	20	20	16	16	20	25	25	25			25	13	20	16	20	20	16
SYKES Tom	447	11	10	20	25	16	20		20	16	16	25	8	25	25	20	20	20	25	20	4	16	16	20	16	13	20
2 Aruba.it Racing - Ducati		642																									
DAVIES Chaz	445	20	6	13	16	25	20	11	25	25	16	13		16	13			16	25	10	25	25	25	25	25	25	
GIUGLIANO Davide	197	13	16		6	11	10		8	11	13	10	20	20	9	2	16		20	9					3		
3 Honda World Superbike Team		515																									
VAN DER MARK Michael	267	16	20	16	13		9		16	9	7	9	10	8	8	16	6	13	9	10	8	20	11	11	10	7	5
HAYDEN Nicky	248	7	13		11	10		16	10	7	8	8	25	11	10		10	16	11	16	6		7	13	13	11	9
4 Althea BMW Racing Team		310																									
TORRES Jordi	213	8	9	8	8	9	11	11	1	13	9	13	3	9	5	11	9	8	10	13		2	9	8	8	8	10
REITERBERGER Markus	81		8	11	9	2	1	9		3	4			6	5		10						4	7	2		
DE ROSA Raffaele	16																		5							4	7
5 Pata Yamaha Official WorldSBK Team		308																									
GUINTOLI Sylvain	141	10	11	9	10	7	6		5											7	11	7	8	10	11	16	13
LOWES Alex	131		2	10		8	7	8	9	5	10	11				3	8	11	2	8		5			9	9	6
CANEPA Niccolò	30															9	7	6	8								
BEAUBIER Cameron	6													6													
6 Ioda Racing Team		246																									
SAVADORI Lorenzo	150	4		6	7	6	5	10	13	8	5		2	10	13		11	10				11	10	3	6	6	4
DE ANGELIS Alex	96		3	7	2	5	8	4		1	2		9		1	4	3	7		4	20	6	2	5		3	
7 MV Agusta Reparto Corse		168																									
CAMIER Leon	168	9		5	5			13	7	10	11	6	7	13	11	8		5		11	13	9	13	9			3
8 Barni Racing Team		151																									
FORÉS Xavi	151		2		13	13	3	6	6	6	2	5	4	2		13	9	13	6	16	8	6			10	8	
9 Milwaukee BMW		122																									
BROOKES Joshua	89	6	7	1		3	3	5		2	3	5	4	2	7	5	2	3		2	9	4	5	6	4	1	
ABRAHAM Karel	33	3	5		1	1	2		2			4		7			1	2	4		1						
10 Pedercini Racing		103																									
WEST Anthony	64												7	11	6	4	6	5	4	7	5			2	7		
HASLAM Leon	16																								5	11	
LAGRIVE Matthieu	11																				10	1					
MAHIAS Lucas	9						6	3																			
BARRIER Sylvain	2	1	1																								
AL SULAITI Saeed	1																			1							
11 Team GoEleven		89																									
RAMOS Román	89	5	4	4	4	4	4	7	4					3	3	7	4	1	6	3	7	3	3	4	5	2	2
12 VFT Racing		22																									
BAIOCCO Matteo	12		3	3			2		4																		
SCASSA Luca	10												3							1	5	1					
13 Grillini Racing Team		11																									
SCHMITTER Dominic	5								1					1					3								
VIZZIELLO Gianluca	4																				3				1		
HOOK Josh	2												1	1													
14 Team Tóth		4																									
SZKOPEK Pawel	3															1					2						
SEBESTYÉN Péter	1																								1		
15 Desmo Sport Ducati		2																									
JONES Mike	2	2																									
16 Team ASPI		1																									
LUSSIANA Matthieu	1						1																				

These data/results cannot be reproduced, stored and/or transmitted in whole or in part by any manner of electronic, mechanical, photocopying, recording, broadcasting or otherwise now known or herein after developed without the previous express consent by the copyright owner, except for reproduction in daily press and regular printed publications on sale to the public within 60 days of the event related to those data/results and always provided that copyright symbol appears together as follows below.

© DORNA WSBK ORGANIZATION Srl 2016

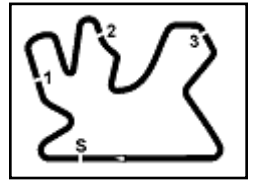
PIRELLI PERFORMING



Official Tyre Supplier



Official Timekeeper



Qatar Round, 28-29-30 October 2016

World Superbike - Starting Grid - Race 2 Restart

Losail International Circuit 5.380 m

10 Laps x 5,380 km = 53,800 km

1	7 DAVIES C. Ducati	2	66 SYKES T. Kawasaki	3	50 GUINTOLI S. Yamaha
2	12 FORÉS X. Ducati	5	35 DE ROSA R. BMW	6	81 TORRES J. BMW
3	15 DE ANGELIS A. Aprilia	8	91 HASLAM L. Kawasaki	9	1 REA J. Kawasaki
4	60 VAN DER MARK M. Honda	11	2 CAMIER L. MV Agusta	12	40 RAMOS R. Kawasaki
5	21 REITERBERGER M. BMW	14	17 ABRAHAM K. BMW	15	69 HAYDEN N. Honda
6	99 SCASSA L. Ducati	17	4 VIZZIELLO G. Kawasaki	18	32 SAVADORI L. Aprilia
7	22 LOWES A. Yamaha	20	9 SCHMITTER D. Kawasaki	21	56 SEBESTYÉN P. Yamaha
8	119 SZKOPEK P. Yamaha				

Jury President

..... Race Director

These data/results cannot be reproduced, stored and/or transmitted in whole or in part by any manner of electronic, mechanical, photocopying, recording, broadcasting or otherwise now known or herein after developed without the previous express consent by the copyright owner, except for reproduction in daily press and regular printed publications on sale to the public within 60 days of the event related to those data/results and always provided that copyright symbol appears together as follows below.

© DORNA WSBK ORGANIZATION Srl 2016