

Qatar Round, 28-29-30 October 2016

World Superbike - Free Practices Combined Results

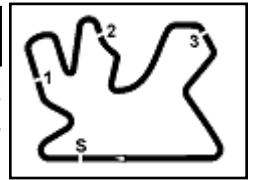
Losail International Circuit 5.380 m

No.	Rider	Nat	Team	Bike	FP1	FP2	Time	Gap	Rel.	Avg	Laps
1	7 C. DAVIES	GBR	Aruba.it Racing - Ducati	Ducati Panigale R	1'58.460	1'57.712	1'57.712			164,537	44
2	1 J. REA	GBR	Kawasaki Racing Team	Kawasaki ZX-10R	1'58.197	1'57.759	1'57.759	0.047	0.047	164,472	42
3	12 X. FORÉS	ESP	Barni Racing Team	Ducati Panigale R	1'58.987	1'58.015	1'58.015	0.303	0.256	164,115	34
4	50 S. GUINTOLI	FRA	Pata Yamaha Official WorldSBK Team	Yamaha YZF R1	1'58.933	1'58.167	1'58.167	0.455	0.152	163,904	38
5	2 L. CAMIER	GBR	MV Agusta Reparto Corse	MV Agusta 1000 F4	2'00.078	1'58.207	1'58.207	0.495	0.040	163,848	37
6	22 A. LOWES	GBR	Pata Yamaha Official WorldSBK Team	Yamaha YZF R1	1'58.889	1'58.241	1'58.241	0.529	0.034	163,801	41
7	81 J. TORRES	ESP	Althea BMW Racing Team	BMW S1000 RR	1'59.270	1'58.303	1'58.303	0.591	0.062	163,715	42
8	69 N. HAYDEN	USA	Honda World Superbike Team	Honda CBR1000RR SP	1'58.944	1'58.365	1'58.365	0.653	0.062	163,629	43
9	66 T. SYKES	GBR	Kawasaki Racing Team	Kawasaki ZX-10R	1'59.954	1'58.415	1'58.415	0.703	0.050	163,560	36
10	32 L. SAVADORI	ITA	IodaRacing Team	Aprilia RSV4 RF	1'59.879	1'58.523	1'58.523	0.811	0.108	163,411	39
11	91 L. HASLAM	GBR	Pedercini Racing	Kawasaki ZX-10R	2'05.820	1'58.639	1'58.639	0.927	0.116	163,252	22
12	60 M. VAN DER MARK	NED	Honda World Superbike Team	Honda CBR1000RR SP	1'58.673	1'59.032	1'58.673	0.961	0.034	163,205	24
13	34 D. GIUGLIANO	ITA	Aruba.it Racing - Ducati	Ducati Panigale R	1'59.237	1'58.745	1'58.745	1.033	0.072	163,106	32
14	15 A. DE ANGELIS	RSM	IodaRacing Team	Aprilia RSV4 RF	1'59.499	1'59.011	1'59.011	1.299	0.266	162,741	39
15	35 R. DE ROSA	ITA	Althea BMW Racing Team	BMW S1000 RR	1'59.487	1'59.192	1'59.192	1.480	0.181	162,494	36
16	17 K. ABRAHAM	CZE	Milwaukee BMW	BMW S1000 RR	2'00.552	1'59.198	1'59.198	1.486	0.006	162,486	41
17	21 M. REITERBERGER	GER	Althea BMW Racing Team	BMW S1000 RR	2'01.081	1'59.526	1'59.526	1.814	0.328	162,040	30
18	25 J. BROOKES	AUS	Milwaukee BMW	BMW S1000 RR	2'00.307	1'59.877	1'59.877	2.165	0.351	161,566	33
19	11 S. AL SULAITI	QAT	Pedercini Racing	Kawasaki ZX-10R	2'01.393	2'00.156	2'00.156	2.444	0.279	161,190	35
20	40 R. RAMOS	ESP	Team GoEleven	Kawasaki ZX-10R	2'02.231	2'00.387	2'00.387	2.675	0.231	160,881	16
21	99 L. SCASSA	ITA	VFT Racing	Ducati Panigale R	2'01.633	2'00.635	2'00.635	2.923	0.248	160,550	33
22	4 G. VIZZIELLO	ITA	Grillini Racing Team	Kawasaki ZX-10R	2'00.919	2'00.900	2'00.900	3.188	0.265	160,199	35
23	119 P. SZKOPEK	POL	Team Tóth	Yamaha YZF R1	2'02.491	2'01.633	2'01.633	3.921	0.733	159,233	32
24	9 D. SCHMITTER	SUI	Grillini Racing Team	Kawasaki ZX-10R	2'03.193	2'02.307	2'02.307	4.595	0.674	158,356	40
25	56 P. SEBESTYÉN	HUN	Team Tóth	Yamaha YZF R1	2'06.934	2'03.625	2'03.625	5.913	1.318	156,667	41

These data/results cannot be reproduced, stored and/or transmitted in whole or in part by any manner of electronic, mechanical, photocopying, recording, broadcasting or otherwise now known or herein after developed without the previous express consent by the copyright owner, except for reproduction in daily press and regular printed publications on sale to the public within 60 days of the event related to those data/results and always provided that copyright symbol appears together as follows below.

© DORNA WSBK ORGANIZATION Srl 2016

28/10/2016



Qatar Round, 28-29-30 October 2016

World Superbike - Results Free Practice 2nd Session

Losail International Circuit 5.380 m
1 / 2

No.	Rider	Nat	Team	Bike	Time	Gap	Rel.	Laps	Speed	
									Avg	Max
1	7 C. DAVIES	GBR	Aruba.it Racing - Ducati	Ducati Panigale R	1'57.712			24	164,537	313,0
2	1 J. REA	GBR	Kawasaki Racing Team	Kawasaki ZX-10R	1'57.759	0.047	0.047	23	164,472	311,2
3	12 X. FORÉS	ESP	Barni Racing Team	Ducati Panigale R	1'58.015	0.303	0.256	16	164,115	304,2
4	50 S. GUINTOLI	FRA	Pata Yamaha Official WorldSBK Team	Yamaha YZF R1	1'58.167	0.455	0.152	18	163,904	311,2
5	2 L. CAMIER	GBR	MV Agusta Reparto Corse	MV Agusta 1000 F4	1'58.207	0.495	0.040	19	163,848	300,8
6	22 A. LOWES	GBR	Pata Yamaha Official WorldSBK Team	Yamaha YZF R1	1'58.241	0.529	0.034	24	163,801	305,9
7	81 J. TORRES	ESP	Althea BMW Racing Team	BMW S1000 RR	1'58.303	0.591	0.062	22	163,715	310,3
8	69 N. HAYDEN	USA	Honda World Superbike Team	Honda CBR1000RR SP	1'58.365	0.653	0.062	22	163,629	305,9
9	66 T. SYKES	GBR	Kawasaki Racing Team	Kawasaki ZX-10R	1'58.415	0.703	0.050	17	163,560	307,7
10	32 L. SAVADORI	ITA	IodaRacing Team	Aprilia RSV4 RF	1'58.523	0.811	0.108	19	163,411	311,2
11	91 L. HASLAM	GBR	Pedercini Racing	Kawasaki ZX-10R	1'58.639	0.927	0.116	15	163,252	308,6
12	34 D. GIUGLIANO	ITA	Aruba.it Racing - Ducati	Ducati Panigale R	1'58.745	1.033	0.106	14	163,106	305,9
13	15 A. DE ANGELIS	RSM	IodaRacing Team	Aprilia RSV4 RF	1'59.011	1.299	0.266	18	162,741	317,6
14	60 M. VAN DER MARK	NED	Honda World Superbike Team	Honda CBR1000RR SP	1'59.032	1.320	0.021	3	162,713	302,5
15	35 R. DE ROSA	ITA	Althea BMW Racing Team	BMW S1000 RR	1'59.192	1.480	0.160	18	162,494	314,0
16	17 K. ABRAHAM	CZE	Milwaukee BMW	BMW S1000 RR	1'59.198	1.486	0.006	20	162,486	309,5
17	21 M. REITERBERGER	GER	Althea BMW Racing Team	BMW S1000 RR	1'59.526	1.814	0.328	19	162,040	306,8
18	25 J. BROOKES	AUS	Milwaukee BMW	BMW S1000 RR	1'59.877	2.165	0.351	13	161,566	308,6
19	11 S. AL SULAITI	QAT	Pedercini Racing	Kawasaki ZX-10R	2'00.156	2.444	0.279	19	161,190	301,7
20	40 R. RAMOS	ESP	Team GoEleven	Kawasaki ZX-10R	2'00.387	2.675	0.231	12	160,881	302,5
21	99 L. SCASSA	ITA	VFT Racing	Ducati Panigale R	2'00.635	2.923	0.248	14	160,550	300,8
22	4 G. VIZZIELLO	ITA	Grillini Racing Team	Kawasaki ZX-10R	2'00.900	3.188	0.265	20	160,199	305,1
23	119 P. SZKOPEK	POL	Team Tóth	Yamaha YZF R1	2'01.633	3.921	0.733	13	159,233	295,1
24	9 D. SCHMITTER	SUI	Grillini Racing Team	Kawasaki ZX-10R	2'02.307	4.595	0.674	18	158,356	295,1
25	56 P. SEBESTYÉN	HUN	Team Tóth	Yamaha YZF R1	2'03.625	5.913	1.318	19	156,667	297,5

Qualifying Lap Time (107% of 1'57.712): **2'05.953**

AIR	Humidity:	68%	Temp:	27°C
TRACK	Condition:	Dry	Temp:	28°C

Records	Pole	2015 T.Sykes	1'56.821	165,790	Km/h
	Race	2015 T.Sykes	1'57.317	165,090	Km/h
	Circuit	2015 T.Sykes	1'56.821	165,790	Km/h

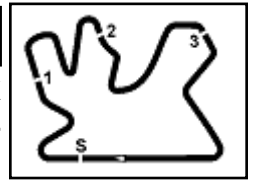
These data/results cannot be reproduced, stored and/or transmitted in whole or in part by any manner of electronic, mechanical, photocopying, recording, broadcasting or otherwise now known or herein after developed without the previous express consent by the copyright owner, except for reproduction in daily press and regular printed publications on sale to the public within 60 days of the event related to those data/results and always provided that copyright symbol appears together as follows below.

© DORNA WSBK ORGANIZATION Srl 2016

Start	End	The results are provisional until the end of the time limit for protests and appeals
28/10/2016 21:00	22:02	and the completion of the technical checks.

FCR PERDORA TIMING





Qatar Round, 28-29-30 October 2016 World Superbike - Results Free Practice 2nd Session

Session Highlights

21.00.01		Start
21.07.29	60 van der Mark	Crashed - Turn 2
21.24.31		Pit Intervention Time: 56sec
21.27.42	1 Rea	On the Gravel - Re-Joined - Turn 9
21.28.21	66 Sykes	Technical Problem - Turn 2
21.31.13	66 Sykes	Re-joined
21.46.08	119 Szkopek	Technical Problem - Turn 2
21.47.07	25 Brookes	Crashed - Turn 4
21.48.02	25 Brookes	Re-joined
21.55.29	119 Szkopek	Technical Problem - Turn 2
22.02.24		End Of Session

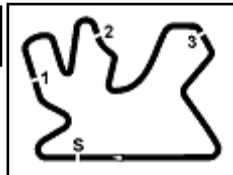
Fastest Laps Sequence

No.	Rider	Nat	Team	Bike	Local Time	Time	Gap	Avg
1	J. REA	GBR	Kawasaki Racing Team	Kawasaki ZX-10R	21:02'11.696	2'08.584		150,625
60	M. VAN DER MARK	NED	Honda World Superbike Team	Honda CBR1000RR SP	21:02'35.976	2'06.979	-1.605	152,529
1	J. REA	GBR	Kawasaki Racing Team	Kawasaki ZX-10R	21:04'10.649	1'58.953	-8.026	162,821
12	X. FORÉS	ESP	Barni Racing Team	Ducati Panigale R	21:05'01.923	1'58.783	-0.170	163,054
69	N. HAYDEN	USA	Honda World Superbike Team	Honda CBR1000RR SP	21:06'39.462	1'58.604	-0.179	163,300
7	C. DAVIES	GBR	Aruba.it Racing - Ducati	Ducati Panigale R	21:18'03.239	1'58.015	-0.589	164,115
7	C. DAVIES	GBR	Aruba.it Racing - Ducati	Ducati Panigale R	21:39'50.897	1'57.977	-0.038	164,168
1	J. REA	GBR	Kawasaki Racing Team	Kawasaki ZX-10R	21:56'02.072	1'57.759	-0.218	164,472
7	C. DAVIES	GBR	Aruba.it Racing - Ducati	Ducati Panigale R	22:00'56.293	1'57.712	-0.047	164,537

These data/results cannot be reproduced, stored and/or transmitted in whole or in part by any manner of electronic, mechanical, photocopying, recording, broadcasting or otherwise now known or herein after developed without the previous express consent by the copyright owner, except for reproduction in daily press and regular printed publications on sale to the public within 60 days of the event related to those data/results and always provided that copyright symbol appears together as follows below.

© DORNA WSBK ORGANIZATION Srl 2016

Start	End	The results are provisional until the end of the time limit for protests and appeals
28/10/2016 21:00	22:02	and the completion of the technical checks.



Qatar Round, 28-29-30 October 2016

World Superbike - Best Sector & Speed Free Practice 2nd Session

Losail International Circuit 5,380 m

Best Lap

1	7 C. DAVIES	Ducati Panigale R	1'57.712
2	1 J. REA	Kawasaki ZX-10R	1'57.759
3	12 X. FORÉS	Ducati Panigale R	1'58.015
4	50 S. GUINTOLI	Yamaha YZF R1	1'58.167
5	2 L. CAMIER	MV Austa 1000 F4	1'58.207
6	22 A. LOWES	Yamaha YZF R1	1'58.241
7	81 J. TORRES	BMW S1000 RR	1'58.303
8	69 N. HAYDEN	Honda CBR1000RR SP	1'58.365
9	66 T. SYKES	Kawasaki ZX-10R	1'58.415
10	32 L. SAVADORI	Aprilia RSV4 RF	1'58.523
11	91 L. HASLAM	Kawasaki ZX-10R	1'58.639
12	34 D. GIUGLIANO	Ducati Panigale R	1'58.745
13	15 A. DE ANGELIS	Aprilia RSV4 RF	1'59.011
14	60 M. VAN DER MARK	Honda CBR1000RR SP	1'59.032
15	35 R. DE ROSA	BMW S1000 RR	1'59.192
16	17 K. ABRAHAM	BMW S1000 RR	1'59.198
17	21 M. REITERBERGER	BMW S1000 RR	1'59.526
18	25 J. BROOKES	BMW S1000 RR	1'59.877
19	11 S. AL SULAITI	Kawasaki ZX-10R	2'00.156
20	40 R. RAMOS	Kawasaki ZX-10R	2'00.387
21	99 L. SCASSA	Ducati Panigale R	2'00.635
22	4 G. VIZZIELLO	Kawasaki ZX-10R	2'00.900
23	119 P. SZKOPEK	Yamaha YZF R1	2'01.633
24	9 D. SCHMITTER	Kawasaki ZX-10R	2'02.307
25	56 P. SEBESTYÉN	Yamaha YZF R1	2'03.625

Best Sector & Speed

1	15 A. DE ANGELIS	Aprilia RSV4 RF	317.6
2	35 R. DE ROSA	BMW S1000 RR	314.0
3	7 C. DAVIES	Ducati Panigale R	313.0
4	50 S. GUINTOLI	Yamaha YZF R1	311.2
5	32 L. SAVADORI	Aprilia RSV4 RF	311.2
6	1 J. REA	Kawasaki ZX-10R	311.2
7	81 J. TORRES	BMW S1000 RR	310.3
8	17 K. ABRAHAM	BMW S1000 RR	309.5
9	91 L. HASLAM	Kawasaki ZX-10R	308.6
10	25 J. BROOKES	BMW S1000 RR	308.6
11	66 T. SYKES	Kawasaki ZX-10R	307.7
12	21 M. REITERBERGER	BMW S1000 RR	306.8
13	22 A. LOWES	Yamaha YZF R1	305.9
14	69 N. HAYDEN	Honda CBR1000RR SP	305.9
15	34 D. GIUGLIANO	Ducati Panigale R	305.9
16	4 G. VIZZIELLO	Kawasaki ZX-10R	305.1
17	12 X. FORÉS	Ducati Panigale R	304.2
18	60 M. VAN DER MARK	Honda CBR1000RR SP	302.5
19	40 R. RAMOS	Kawasaki ZX-10R	302.5
20	11 S. AL SULAITI	Kawasaki ZX-10R	301.7
21	2 L. CAMIER	MV Austa 1000 F4	300.8
22	99 L. SCASSA	Ducati Panigale R	300.8
23	56 P. SEBESTYÉN	Yamaha YZF R1	297.5
24	119 P. SZKOPEK	Yamaha YZF R1	295.1
25	9 D. SCHMITTER	Kawasaki ZX-10R	295.1

Seg. 1

1	15 A. DE ANGELIS	1.965
2	35 R. DE ROSA	1.995
3	7 C. DAVIES	2.002
4	1 J. REA	2.009
5	50 S. GUINTOLI	2.010
6	32 L. SAVADORI	2.012
7	17 K. ABRAHAM	2.017
8	91 L. HASLAM	2.020
9	81 J. TORRES	2.020
10	25 J. BROOKES	2.028
11	4 G. VIZZIELLO	2.031
12	66 T. SYKES	2.032
13	21 M. REITERBERG	2.033
14	69 N. HAYDEN	2.039
15	34 D. GIUGLIANO	2.042
16	12 X. FORÉS	2.044
17	22 A. LOWES	2.047
18	11 S. AL SULAITI	2.062
19	60 M. VAN DER MAR	2.067
20	40 R. RAMOS	2.072
21	99 L. SCASSA	2.073
22	2 L. CAMIER	2.076
23	56 P. SEBESTYÉN	2.104
24	9 D. SCHMITTER	2.113
25	119 P. SZKOPEK	2.115

Seg. 2

1	66 T. SYKES	23.611
2	50 S. GUINTOLI	23.613
3	7 C. DAVIES	23.613
4	81 J. TORRES	23.630
5	69 N. HAYDEN	23.633
6	1 J. REA	23.635
7	2 L. CAMIER	23.645
8	22 A. LOWES	23.653
9	91 L. HASLAM	23.732
10	12 X. FORÉS	23.761
11	32 L. SAVADORI	23.786
12	60 M. VAN DER MAR	23.845
13	17 K. ABRAHAM	23.882
14	34 D. GIUGLIANO	23.888
15	35 R. DE ROSA	23.951
16	15 A. DE ANGELIS	23.996
17	21 M. REITERBERG	24.056
18	11 S. AL SULAITI	24.105
19	25 J. BROOKES	24.118
20	99 L. SCASSA	24.220
21	40 R. RAMOS	24.238
22	4 G. VIZZIELLO	24.390
23	9 D. SCHMITTER	24.619
24	119 P. SZKOPEK	24.635
25	56 P. SEBESTYÉN	24.966

Seg. 3

1	1 J. REA	30.470
2	22 A. LOWES	30.488
3	7 C. DAVIES	30.529
4	81 J. TORRES	30.640
5	66 T. SYKES	30.650
6	50 S. GUINTOLI	30.665
7	12 X. FORÉS	30.673
8	2 L. CAMIER	30.698
9	35 R. DE ROSA	30.712
10	69 N. HAYDEN	30.742
11	91 L. HASLAM	30.779
12	34 D. GIUGLIANO	30.785
13	32 L. SAVADORI	30.801
14	60 M. VAN DER MAR	30.843
15	15 A. DE ANGELIS	30.859
16	21 M. REITERBERG	30.977
17	17 K. ABRAHAM	31.030
18	40 R. RAMOS	31.054
19	25 J. BROOKES	31.079
20	11 S. AL SULAITI	31.132
21	4 G. VIZZIELLO	31.139
22	99 L. SCASSA	31.168
23	119 P. SZKOPEK	31.413
24	9 D. SCHMITTER	31.691
25	56 P. SEBESTYÉN	31.900

Seg. 4

1	12 X. FORÉS	28.769
2	7 C. DAVIES	28.785
3	1 J. REA	28.846
4	2 L. CAMIER	28.924
5	66 T. SYKES	28.936
6	81 J. TORRES	28.960
7	69 N. HAYDEN	28.975
8	91 L. HASLAM	28.981
9	32 L. SAVADORI	29.013
10	22 A. LOWES	29.023
11	35 R. DE ROSA	29.054
12	50 S. GUINTOLI	29.057
13	17 K. ABRAHAM	29.066
14	34 D. GIUGLIANO	29.090
15	60 M. VAN DER MAR	29.108
16	21 M. REITERBERG	29.120
17	15 A. DE ANGELIS	29.129
18	40 R. RAMOS	29.353
19	25 J. BROOKES	29.488
20	11 S. AL SULAITI	29.518
21	99 L. SCASSA	29.521
22	4 G. VIZZIELLO	29.553
23	119 P. SZKOPEK	29.802
24	9 D. SCHMITTER	29.940
25	56 P. SEBESTYÉN	30.418

Seg. 5

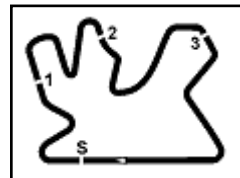
1	1 J. REA	32.639
2	12 X. FORÉS	32.655
3	7 C. DAVIES	32.674
4	50 S. GUINTOLI	32.780
5	32 L. SAVADORI	32.800
6	22 A. LOWES	32.822
7	2 L. CAMIER	32.824
8	35 R. DE ROSA	32.843
9	91 L. HASLAM	32.844
10	34 D. GIUGLIANO	32.877
11	69 N. HAYDEN	32.890
12	81 J. TORRES	32.900
13	15 A. DE ANGELIS	32.978
14	66 T. SYKES	32.983
15	17 K. ABRAHAM	33.004
16	25 J. BROOKES	33.085
17	60 M. VAN DER MAR	33.163
18	4 G. VIZZIELLO	33.269
19	21 M. REITERBERG	33.271
20	40 R. RAMOS	33.300
21	11 S. AL SULAITI	33.327
22	99 L. SCASSA	33.411
23	119 P. SZKOPEK	33.658
24	9 D. SCHMITTER	33.686
25	56 P. SEBESTYÉN	34.004

28/10/2016

These data/results cannot be reproduced, stored and/or transmitted in whole or in part by any manner of electronic, mechanical, photocopying, recording, broadcasting or otherwise now known or herein after developed without the previous express consent by the copyright owner, except for reproduction in daily press and regular printed publications on sale to the public within 60 days of the event related to those data/results and always provided that copyright symbol appears together as follows below.

© DORNA WSBK ORGANIZATION Srl 2016





Qatar Round, 28-29-30 October 2016

World Superbike - Ideal Times Free Practice 2nd Session

Losail International Circuit 5.380 m

1 / 1

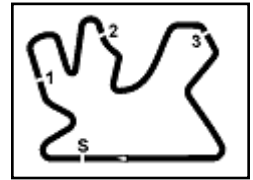
No. Rider	Nat	Bike	Seg. 1 Diff. 1	Seg. 2 Diff. 2	Seg. 3 Diff. 3	Seg. 4 Diff. 4	Seg. 5 Diff. 5	Ideal Time Best Lap	Pos.	Diff.
1	1 J. REA	GBR Kawasaki ZX-10R	2.009 0.010	23.635 0.019	30.470 0.131	28.846	32.639	1'57.599 1'57.759	2	0.160
2	7 C. DAVIES	GBR Ducati Panigale R	2.002 0.035	23.613	30.529	28.785	32.674 0.074	1'57.603 1'57.712	1	0.109
3	12 X. FORÉS	ESP Ducati Panigale R	2.044 0.022	23.761 0.051	30.673 0.040	28.769	32.655	1'57.902 1'58.015	3	0.113
4	22 A. LOWES	GBR Yamaha YZF R1	2.047 0.028	23.653 0.039	30.488	29.023	32.822 0.141	1'58.033 1'58.241	6	0.208
5	50 S. GUINTOLI	FRA Yamaha YZF R1	2.010 0.019	23.613 0.009	30.665	29.057 0.014	32.780	1'58.125 1'58.167	4	0.042
6	81 J. TORRES	ESP BMW S1000 RR	2.020 0.019	23.630 0.134	30.640	28.960	32.900	1'58.150 1'58.303	7	0.153
7	2 L. CAMIER	GBR MV Agusta 1000 F4	2.076 0.040	23.645	30.698	28.924	32.824	1'58.167 1'58.207	5	0.040
8	66 T. SYKES	GBR Kawasaki ZX-10R	2.032 0.014	23.611	30.650 0.040	28.936 0.075	32.983 0.074	1'58.212 1'58.415	9	0.203
9	69 N. HAYDEN	USA Honda CBR1000RR SP	2.039 0.001	23.633 0.072	30.742	28.975 0.013	32.890	1'58.279 1'58.365	8	0.086
10	91 L. HASLAM	GBR Kawasaki ZX-10R	2.020 0.033	23.732 0.162	30.779	28.981	32.844 0.088	1'58.356 1'58.639	11	0.283
11	32 L. SAVADORI	ITA Aprilia RSV4 RF	2.012 0.012	23.786 0.022	30.801	29.013 0.006	32.800 0.071	1'58.412 1'58.523	10	0.111
12	35 R. DE ROSA	ITA BMW S1000 RR	1.995 0.009	23.951	30.712 0.201	29.054 0.270	32.843 0.157	1'58.555 1'59.192	15	0.637
13	34 D. GIUGLIANO	ITA Ducati Panigale R	2.042 0.050	23.888	30.785	29.090	32.877 0.013	1'58.682 1'58.745	12	0.063
14	15 A. DE ANGELIS	RSM Aprilia RSV4 RF	1.965	23.996 0.022	30.859	29.129	32.978 0.062	1'58.927 1'59.011	13	0.084
15	17 K. ABRAHAM	CZE BMW S1000 RR	2.017 0.035	23.882	31.030 0.048	29.066 0.116	33.004	1'58.999 1'59.198	16	0.199
16	60 M. VAN DER MARK	NED Honda CBR1000RR SP	2.067 0.006	23.845	30.843	29.108	33.163	1'59.026 1'59.032	14	0.006
17	21 M. REITERBERGER	GER BMW S1000 RR	2.033 0.016	24.056 0.053	30.977	29.120	33.271	1'59.457 1'59.526	17	0.069
18	25 J. BROOKES	AUS BMW S1000 RR	2.028	24.118 0.079	31.079	29.488	33.085	1'59.798 1'59.877	18	0.079
19	40 R. RAMOS	ESP Kawasaki ZX-10R	2.072 0.031	24.238 0.077	31.054 0.109	29.353	33.300 0.153	2'00.017 2'00.387	20	0.370
20	11 S. AL SULAITI	QAT Kawasaki ZX-10R	2.062 0.012	24.105	31.132	29.518	33.327	2'00.144 2'00.156	19	0.012
21	4 G. VIZZIELLO	ITA Kawasaki ZX-10R	2.031 0.068	24.390 0.006	31.139	29.553 0.133	33.269 0.311	2'00.382 2'00.900	22	0.518
22	99 L. SCASSA	ITA Ducati Panigale R	2.073 0.032	24.220 0.067	31.168	29.521 0.143	33.411	2'00.393 2'00.635	21	0.242
23	119 P. SZKOPEK	POL Yamaha YZF R1	2.115	24.635 0.010	31.413	29.802	33.658	2'01.623 2'01.633	23	0.010
24	9 D. SCHMITTER	SUI Kawasaki ZX-10R	2.113 0.042	24.619	31.691 0.161	29.940 0.002	33.686 0.053	2'02.049 2'02.307	24	0.258
25	56 P. SEBESTYÉN	HUN Yamaha YZF R1	2.104 0.033	24.966	31.900 0.039	30.418 0.161	34.004	2'03.392 2'03.625	25	0.233
Overall Ideal Time			1.965	23.611	30.470	28.769	32.639	1'57.454		

28/10/2016

These data/results cannot be reproduced, stored and/or transmitted in whole or in part by any manner of electronic, mechanical, photocopying, recording, broadcasting or otherwise now known or herein after developed without the previous express consent by the copyright owner, except for reproduction in daily press and regular printed publications on sale to the public within 60 days of the event related to those data/results and always provided that copyright symbol appears together as follows below.
© DORNA WSBK ORGANIZATION Srl 2016

PIRELLI PERGOIA TUNING





Qatar Round, 28-29-30 October 2016 World Superbike - Chronological Analysis Free Practice 2nd Session

Losail International Circuit 5.380 m

3 / 4

Table with 9 columns: Rank, Lap, Seg. 1-5, Lap Time, km/h, Local Time. Rows 1-18.

Table with 9 columns: Rank, Lap, Seg. 1-5, Lap Time, km/h, Local Time. Rows 11-13.

Table for rider 11 S. AL SULAITI (2'00.156) with 9 columns: Lap, Seg. 1-5, Lap Time, km/h, Local Time. Rows 1-19.

Table for rider 17 K. ABRAHAM (1'59.198) with 9 columns: Lap, Seg. 1-5, Lap Time, km/h, Local Time. Rows 1-20.

Table for rider 40 R. RAMOS (2'00.387) with 9 columns: Lap, Seg. 1-5, Lap Time, km/h, Local Time. Rows 1-12.

Table for rider 21 M. REITERBERGER (1'59.526) with 9 columns: Lap, Seg. 1-5, Lap Time, km/h, Local Time. Rows 1-19.

Table for rider 99 L. SCASSA (2'00.635) with 9 columns: Lap, Seg. 1-5, Lap Time, km/h, Local Time. Rows 1-14.

Table for rider 25 J. BROOKES (1'59.877) with 9 columns: Lap, Seg. 1-5, Lap Time, km/h, Local Time. Rows 1-10.

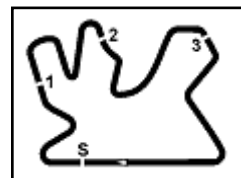
Table for rider 4 G. VIZZIELLO (2'00.900) with 9 columns: Lap, Seg. 1-5, Lap Time, km/h, Local Time. Rows 1-15.

P = Pits In/Out - C = Lap-Time Cancelled

These data/results cannot be reproduced, stored and/or transmitted in whole or in part by any manner of electronic, mechanical, photocopying, recording, broadcasting or otherwise now known or herein after developed without the previous express consent by the copyright owner, except for reproduction in daily press and regular printed publications on sale to the public within 60 days of the event related to those data/results and always provided that copyright symbol appears together as follows below.

© DORNA WSBK ORGANIZATION Srl 2016





Qatar Round, 28-29-30 October 2016 World Superbike - Chronological Analysis Free Practice 2nd Session

16	2.104	31.221	38.817	36.040	38.151	2'26.333	296.7	21:51'21.042
17	2.117	27.720	37.919	37.073	42.933	2'27.762	295.1	21:53'48.804
18	2.127	24.560	35.308	32.535	1'09.448	2'43.978 P	293.5	21:56'32.782
19	4.553	25.661	31.946	31.159	39.917	2'13.236 P	167.4	21:58'46.018
20	2.079	24.506	31.591	30.194	34.138	2'02.508	300.0	22:00'48.526

23° 119 P. SZKOPEK (2'01.633)

Lap	Seg. 1	Seg. 2	Seg. 3	Seg. 4	Seg. 5	Lap Time	km/h	Local Time
1	5.989	32.003	34.366	31.714	34.895	2'18.967 P	133.0	21:00'03.688
2	2.149	25.159	31.662	30.510	34.132	2'03.612	291.1	21:02'22.655
3	2.127	24.982	31.867	30.440	34.523	2'03.939	293.5	21:06'30.206
4	2.122	24.635	31.956	30.386	8'17.197	9'46.296 P	294.3	21:16'16.502
5	6.037	30.002	32.797			2'18.463 P	124.3	21:18'34.965
6	2.128	30.395	33.828	31.344	34.177	2'11.872	293.5	21:20'46.837
7	2.125	24.709	31.930	29.898	34.162	2'02.824	293.5	21:22'49.661
8	2.152	24.785	31.926	30.205	34.824	2'03.892	289.5	21:24'53.553
9	2.128	24.946	35.959	33.603	11'35.501	13'12.137 P	294.3	21:38'05.690
10	5.922	31.748	34.055	35.782	43.317	2'30.824 P		21:40'36.514
11	2.115	24.645	31.413	29.802	33.658	2'01.633	295.1	21:42'38.147
12	2.129	26.429	32.824	35.878	39.415	2'16.675	292.7	21:44'54.822
13	2.154					9'16.116 P	289.5	21:54'10.938

24° 9 D. SCHMITTER (2'02.307)

Lap	Seg. 1	Seg. 2	Seg. 3	Seg. 4	Seg. 5	Lap Time	km/h	Local Time
1	9.112	28.212	33.480	30.826	34.252	2'15.882 P	146.9	21:00'00.029
2	2.119	25.134	32.257	30.123	34.147	2'03.780	295.1	21:02'15.911
3	2.134	24.949	32.159	30.777	34.209	2'04.228	292.7	21:04'19.691
4	2.143	24.880	32.131	30.256	34.212	2'03.622	291.1	21:06'23.919
5	2.150	25.077	31.958	30.257	34.024	2'03.466	289.5	21:08'27.541
6	2.134	24.828	32.064	30.189	7'18.081	8'47.296 P	292.7	21:10'31.007
7	5.464	32.203	33.737	31.473	34.591	2'17.468 P		21:19'18.303
8	2.162	25.087	32.504	30.651	34.287	2'04.691	288.0	21:21'35.771
9	2.148	24.962	32.358	30.555	34.362	2'04.385	290.3	21:23'40.462
10	2.143	25.383	32.433	34.723	12'04.396	13'39.078 P	291.1	21:25'44.847
11	7.382	32.920	39.752	34.637	34.716	2'29.407 P		21:39'23.925
12	2.146	25.037	31.691	30.146	34.111	2'03.131	290.3	21:41'53.332
13	2.141	24.730	32.077	30.045	34.056	2'03.049	291.1	21:43'56.463
14	2.144	24.811	31.817	29.940	33.908	2'02.620	291.1	21:45'59.512
15	2.148	24.886	31.792	30.230	4'15.734	5'44.790 P	290.3	21:48'02.132
16	5.317	27.264	33.052	31.464	34.266	2'11.363 P	139.5	21:53'46.922
17	2.155	24.619	31.852	29.942	33.739	2'02.307	288.8	21:55'58.285
18	2.141	24.770	32.225	29.985	33.686	2'02.807	290.3	21:58'00.592
								22:00'03.399

25° 56 P. SEBESTYÉN (2'03.625)

Lap	Seg. 1	Seg. 2	Seg. 3	Seg. 4	Seg. 5	Lap Time	km/h	Local Time
1	4.840	31.522	34.562	31.891	34.707	2'17.522 P	155.2	21:00'05.474
2	2.104	25.723	32.976	30.999	34.601	2'06.403	297.5	21:02'22.996
3	2.134	25.591	32.654	30.719	34.523	2'05.621	292.7	21:04'29.399
4	2.123	25.547	38.258	31.654	37.167	2'14.749	293.5	21:06'35.020
5	2.150	25.284	32.355	30.626	34.322	2'04.737	290.3	21:08'49.769
6	2.150	25.312	32.387	30.764	34.268	2'04.881	289.5	21:10'54.506
7	2.150	25.228	32.096	30.483	34.366	2'04.323	289.5	21:12'59.387
8	2.154	28.609	36.375	35.938	9'12.919	10'55.995 P	289.5	21:15'03.710
9	5.514	31.505	33.361	31.046	34.422	2'15.848 P		21:25'59.705
10	2.131	25.146	31.948	30.418	34.327	2'03.970	293.5	21:28'15.553
11	2.135	25.177	32.428	30.657	34.199	2'04.596	291.9	21:30'19.523
12	2.136	25.077	32.131	30.578	34.409	2'04.331	291.9	21:32'24.119
13	2.150	40.535	39.185	40.869	35.588	2'38.327	289.5	21:34'28.450
14	2.143	25.342	32.144	30.454	34.299	2'04.382	291.1	21:37'06.777
15	2.141	25.011	32.019	30.611	34.233	2'04.015	290.3	21:39'11.159
16	2.149	28.161	34.077	32.435	9'21.224	10'58.046 P	290.3	21:41'15.174
17	6.455	37.314	37.139	36.538	35.508	2'32.954 P		21:52'13.220
18	2.149	25.090	31.900	37.853	34.553	2'11.545	290.3	21:54'46.174
19	2.137	24.966	31.939	30.579	34.004	2'03.625	291.9	21:56'57.719
								21:59'01.344

P = Pits In/Out - C = Lap-Time Cancelled

These data/results cannot be reproduced, stored and/or transmitted in whole or in part by any manner of electronic, mechanical, photocopying, recording, broadcasting or otherwise now known or herein after developed without the previous express consent by the copyright owner, except for reproduction in daily press and regular printed publications on sale to the public within 60 days of the event related to those data/results and always provided that copyright symbol appears together as follows below.

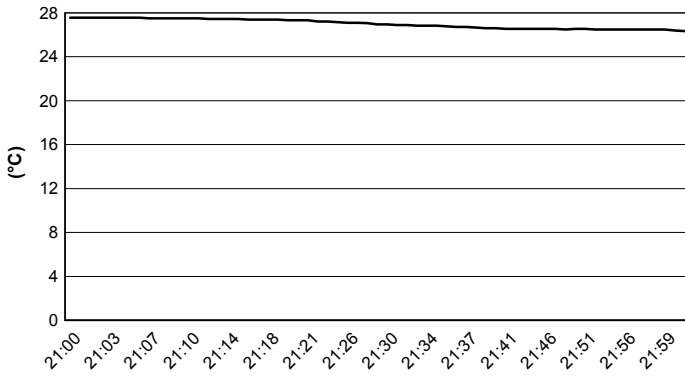
© DORNA WSBK ORGANIZATION Srl 2016

Qatar Round, 28-29-30 October 2016 World Superbike - Weather Report Free Practice 2nd Session

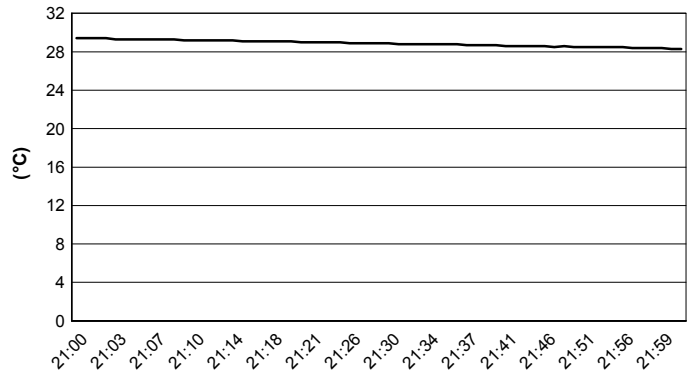
Losail International Circuit 5.380 m

Session started 21:00 Session ended 22:02

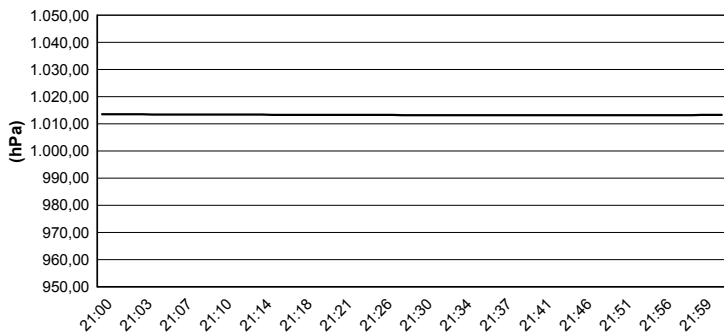
Air Temperature



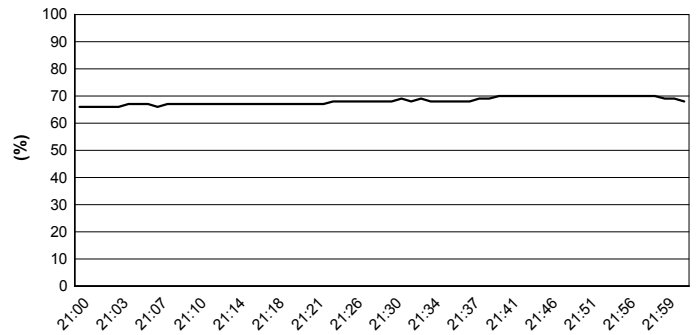
Track Temperature



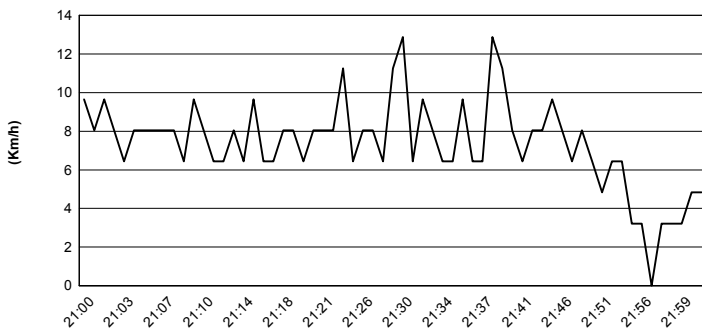
Air Pressure



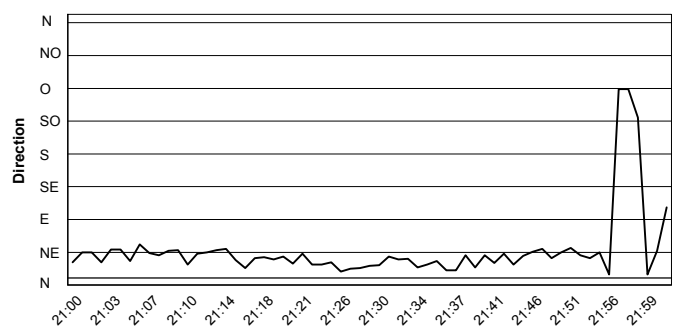
Humidity



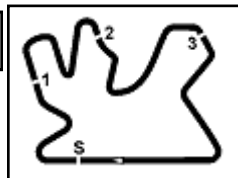
Wind Speed



Wind Direction



These data/results cannot be reproduced, stored and/or transmitted in whole or in part by any manner of electronic, mechanical, photocopying, recording, broadcasting or otherwise now known or herein after developed without the previous express consent by the copyright owner, except for reproduction in daily press and regular printed publications on sale to the public within 60 days of the event related to those data/results and always provided that copyright symbol appears together as follows below.
© DORNA WSBK ORGANIZATION Srl 2016



Qatar Round, 28-29-30 October 2016

World Superbike - Superpoles Entry List

Losail International Circuit 5.380 m

Superpole 1

FPs Pos	No. Rider	Nat	Team	Bike	Time
11	91 L. HASLAM	GBR	Pedercini Racing	Kawasaki ZX-10R	1'58.639
12	60 M. VAN DER MARK	NED	Honda World Superbike Team	Honda CBR1000RR SP	1'58.673
13	34 D. GIUGLIANO	ITA	Aruba.it Racing - Ducati	Ducati Panigale R	1'58.745
14	15 A. DE ANGELIS	RSM	IodaRacing Team	Aprilia RSV4 RF	1'59.011
15	35 R. DE ROSA	ITA	Althea BMW Racing Team	BMW S1000 RR	1'59.192
16	17 K. ABRAHAM	CZE	Milwaukee BMW	BMW S1000 RR	1'59.198
17	21 M. REITERBERGER	GER	Althea BMW Racing Team	BMW S1000 RR	1'59.526
18	25 J. BROOKES	AUS	Milwaukee BMW	BMW S1000 RR	1'59.877
19	11 S. AL SULAITI	QAT	Pedercini Racing	Kawasaki ZX-10R	2'00.156
20	40 R. RAMOS	ESP	Team GoEleven	Kawasaki ZX-10R	2'00.387
21	99 L. SCASSA	ITA	VFT Racing	Ducati Panigale R	2'00.635
22	4 G. VIZZIELLO	ITA	Grillini Racing Team	Kawasaki ZX-10R	2'00.900
23	119 P. SZKOPEK	POL	Team Tóth	Yamaha YZF R1	2'01.633
24	9 D. SCHMITTER	SUI	Grillini Racing Team	Kawasaki ZX-10R	2'02.307
25	56 P. SEBESTYÉN	HUN	Team Tóth	Yamaha YZF R1	2'03.625

Superpole 2

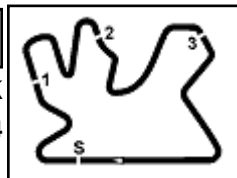
FPs Pos	No. Rider	Nat	Team	Bike	Time
1	7 C. DAVIES	GBR	Aruba.it Racing - Ducati	Ducati Panigale R	1'57.712
2	1 J. REA	GBR	Kawasaki Racing Team	Kawasaki ZX-10R	1'57.759
3	12 X. FORÉS	ESP	Barni Racing Team	Ducati Panigale R	1'58.015
4	50 S. GUINTOLI	FRA	Pata Yamaha Official WorldSBK Team	Yamaha YZF R1	1'58.167
5	2 L. CAMIER	GBR	MV Agusta Reparto Corse	MV Agusta 1000 F4	1'58.207
6	22 A. LOWES	GBR	Pata Yamaha Official WorldSBK Team	Yamaha YZF R1	1'58.241
7	81 J. TORRES	ESP	Althea BMW Racing Team	BMW S1000 RR	1'58.303
8	69 N. HAYDEN	USA	Honda World Superbike Team	Honda CBR1000RR SP	1'58.365
9	66 T. SYKES	GBR	Kawasaki Racing Team	Kawasaki ZX-10R	1'58.415
10	32 L. SAVADORI	ITA	IodaRacing Team	Aprilia RSV4 RF	1'58.523
*					
*					

* These positions are assigned to the 1st and 2nd rider classified in Superpole 1

28/10/2016 2

These data/results cannot be reproduced, stored and/or transmitted in whole or in part by any manner of electronic, mechanical, photocopying, recording, broadcasting or otherwise now known or herein after developed without the previous express consent by the copyright owner, except for reproduction in daily press and regular printed publications on sale to the public within 60 days of the event related to those data/results and always provided that copyright symbol appears together as follows below.

© DORNA WSBK ORGANIZATION Srl 2016

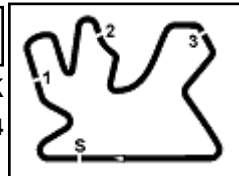


Qatar Round, 28-29-30 October 2016 World Superbike - Best Laps & Speeds

No.	Rider		Best Lap		FP1		FP2	
	Nat	Bike	laps	speed	laps	speed	laps	speed
1	7	C. DAVIES	1'57.712		1'58.460		1'57.712	
	GBR	Ducati Panigale R	44	313	20	311	24	313
2	1	J. REA	1'57.759		1'58.197		1'57.759	
	GBR	Kawasaki ZX-10R	42	315	19	315	23	311
3	12	X. FORÉS	1'58.015		1'58.987		1'58.015	
	ESP	Ducati Panigale R	34	306	18	306	16	304
4	50	S. GUINTOLI	1'58.167		1'58.933		1'58.167	
	FRA	Yamaha YZF R1	38	313	20	313	18	311
5	2	L. CAMIER	1'58.207		2'00.078		1'58.207	
	GBR	MV Agusta 1000 F4	37	301	18	299	19	301
6	22	A. LOWES	1'58.241		1'58.889		1'58.241	
	GBR	Yamaha YZF R1	41	308	17	308	24	306
7	81	J. TORRES	1'58.303		1'59.270		1'58.303	
	ESP	BMW S1000 RR	42	311	20	311	22	310
8	69	N. HAYDEN	1'58.365		1'58.944		1'58.365	
	USA	Honda CBR1000RR SP	43	309	21	309	22	306
9	66	T. SYKES	1'58.415		1'59.954		1'58.415	
	GBR	Kawasaki ZX-10R	36	309	19	309	17	308
10	32	L. SAVADORI	1'58.523		1'59.879		1'58.523	
	ITA	Aprilia RSV4 RF	39	311	20	307	19	311
11	91	L. HASLAM	1'58.639		2'05.820		1'58.639	
	GBR	Kawasaki ZX-10R	22	309	7	267	15	309
12	60	M. VAN DER MARK	1'58.673		1'58.673		1'59.032	
	NED	Honda CBR1000RR SP	24	311	21	311	3	303
13	34	D. GIUGLIANO	1'58.745		1'59.237		1'58.745	
	ITA	Ducati Panigale R	32	306	18	305	14	306
14	15	A. DE ANGELIS	1'59.011		1'59.499		1'59.011	
	RSM	Aprilia RSV4 RF	39	318	21	315	18	318
15	35	R. DE ROSA	1'59.192		1'59.487		1'59.192	
	ITA	BMW S1000 RR	36	315	18	315	18	314
16	17	K. ABRAHAM	1'59.198		2'00.552		1'59.198	
	CZE	BMW S1000 RR	41	309	21	308	20	309
17	21	M. REITERBERGER	1'59.526		2'01.081		1'59.526	
	GER	BMW S1000 RR	30	310	11	310	19	307
18	25	J. BROOKES	1'59.877		2'00.307		1'59.877	
	AUS	BMW S1000 RR	33	309	20	309	13	309
19	11	S. AL SULAITI	2'00.156		2'01.393		2'00.156	
	QAT	Kawasaki ZX-10R	35	303	16	303	19	302
20	40	R. RAMOS	2'00.387		2'02.231		2'00.387	
	ESP	Kawasaki ZX-10R	16	305	4	305	12	303

These data/results cannot be reproduced, stored and/or transmitted in whole or in part by any manner of electronic, mechanical, photocopying, recording, broadcasting or otherwise now known or herein after developed without the previous express consent by the copyright owner, except for reproduction in daily press and regular printed publications on sale to the public within 60 days of the event related to those data/results and always provided that copyright symbol appears together as follows below.

© DORNA WSBK ORGANIZATION Srl 2016



Qatar Round, 28-29-30 October 2016 World Superbike - Best Laps & Speeds

No.	Rider		Best Lap		FP1		FP2	
	Nat	Bike	laps	speed	laps	speed	laps	speed
21	99	L. SCASSA	2'00.635		2'01.633		2'00.635	
	ITA	Ducati Panigale R	33	302	19	302	14	301
22	4	G. VIZZIELLO	2'00.900		2'00.919		2'00.900	
	ITA	Kawasaki ZX-10R	35	305	15	304	20	305
23	119	P. SZKOPEK	2'01.633		2'02.491		2'01.633	
	POL	Yamaha YZF R1	32	296	19	296	13	295
24	9	D. SCHMITTER	2'02.307		2'03.193		2'02.307	
	SUI	Kawasaki ZX-10R	40	300	22	300	18	295
25	56	P. SEBESTYÉN	2'03.625		2'06.934		2'03.625	
	HUN	Yamaha YZF R1	41	299	22	299	19	298

28/10/2016

These data/results cannot be reproduced, stored and/or transmitted in whole or in part by any manner of electronic, mechanical, photocopying, recording, broadcasting or otherwise now known or herein after developed without the previous express consent by the copyright owner, except for reproduction in daily press and regular printed publications on sale to the public within 60 days of the event related to those data/results and always provided that copyright symbol appears together as follows below.

© DORNA WSBK ORGANIZATION Srl 2016