

Qatar Round, 28-29-30 October 2016 World Superbike - Results Free Practice 3rd Session

No.	Rider	Nat	Team	Bike	Time	Gap	Rel.	Laps	Speed	
									Avg	Max
1	7 C. DAVIES	GBR	Aruba.it Racing - Ducati	Ducati Panigale R	1'58.150			7	163,927	307,7
2	1 J. REA	GBR	Kawasaki Racing Team	Kawasaki ZX-10R	1'58.389	0.239	0.239	8	163,596	303,4
3	12 X. FORÉS	ESP	Barni Racing Team	Ducati Panigale R	1'58.598	0.448	0.209	6	163,308	302,5
4	50 S. GUINTOLI	FRA	Pata Yamaha Official WorldSBK Team	Yamaha YZF R1	1'58.705	0.555	0.107	7	163,161	306,8
5	66 T. SYKES	GBR	Kawasaki Racing Team	Kawasaki ZX-10R	1'58.812	0.662	0.107	6	163,014	301,7
6	69 N. HAYDEN	USA	Honda World Superbike Team	Honda CBR1000RR SP	1'58.972	0.822	0.160	8	162,795	302,5
7	22 A. LOWES	GBR	Pata Yamaha Official WorldSBK Team	Yamaha YZF R1	1'59.076	0.926	0.104	8	162,652	300,8
8	81 J. TORRES	ESP	Althea BMW Racing Team	BMW S1000 RR	1'59.137	0.987	0.061	5	162,569	302,5
9	60 M. VAN DER MARK	NED	Honda World Superbike Team	Honda CBR1000RR SP	1'59.328	1.178	0.191	8	162,309	305,1
10	21 M. REITERBERGER	GER	Althea BMW Racing Team	BMW S1000 RR	1'59.476	1.326	0.148	7	162,108	306,8
11	17 K. ABRAHAM	CZE	Milwaukee BMW	BMW S1000 RR	1'59.512	1.362	0.036	8	162,059	304,2
12	34 D. GIUGLIANO	ITA	Aruba.it Racing - Ducati	Ducati Panigale R	1'59.588	1.438	0.076	7	161,956	299,2
13	15 A. DE ANGELIS	RSM	IodaRacing Team	Aprilia RSV4 RF	1'59.719	1.569	0.131	8	161,779	308,6
14	91 L. HASLAM	GBR	Pedercini Racing	Kawasaki ZX-10R	1'59.842	1.692	0.123	7	161,613	299,2
15	32 L. SAVADORI	ITA	IodaRacing Team	Aprilia RSV4 RF	2'00.095	1.945	0.253	4	161,272	301,7
16	2 L. CAMIER	GBR	MV Agusta Reparto Corse	MV Agusta 1000 F4	2'00.098	1.948	0.003	8	161,268	293,5
17	40 R. RAMOS	ESP	Team GoEleven	Kawasaki ZX-10R	2'00.160	2.010	0.062	6	161,185	302,5
18	25 J. BROOKES	AUS	Milwaukee BMW	BMW S1000 RR	2'00.520	2.370	0.360	7	160,704	302,5
19	35 R. DE ROSA	ITA	Althea BMW Racing Team	BMW S1000 RR	2'00.565	2.415	0.045	5	160,644	306,8
20	11 S. AL SULAITI	QAT	Pedercini Racing	Kawasaki ZX-10R	2'00.837	2.687	0.272	7	160,282	295,9
21	4 G. VIZZIELLO	ITA	Grillini Racing Team	Kawasaki ZX-10R	2'00.978	2.828	0.141	6	160,095	294,3
22	99 L. SCASSA	ITA	VFT Racing	Ducati Panigale R	2'01.755	3.605	0.777	7	159,074	292,7
23	56 P. SEBESTYÉN	HUN	Team Tóth	Yamaha YZF R1	2'02.945	4.795	1.190	7	157,534	293,5
24	9 D. SCHMITTER	SUI	Grillini Racing Team	Kawasaki ZX-10R	2'03.613	5.463	0.668	8	156,683	290,3
25	119 P. SZKOPEK	POL	Team Tóth	Yamaha YZF R1				1		236,3

AIR	Humidity:	23%	Temp:	34°C
TRACK	Condition:	Dry	Temp:	42°C

Records	Pole	2015 T.Sykes	1'56.821	165,790	Km/h
	Race	2015 T.Sykes	1'57.317	165,090	Km/h
	Circuit	2015 T.Sykes	1'56.821	165,790	Km/h

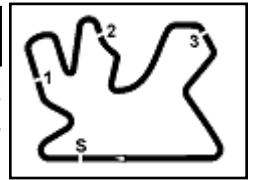
These data/results cannot be reproduced, stored and/or transmitted in whole or in part by any manner of electronic, mechanical, photocopying, recording, broadcasting or otherwise now known or herein after developed without the previous express consent by the copyright owner, except for reproduction in daily press and regular printed publications on sale to the public within 60 days of the event related to those data/results and always provided that copyright symbol appears together as follows below.

© DORNA WSBK ORGANIZATION Srl 2016

Start	End	The results are provisional until the end of the time limit for protests and appeals
29/10/2016 15:30	15:48	and the completion of the technical checks.

FCR PERDORA TIMING





Qatar Round, 28-29-30 October 2016 World Superbike - Results Free Practice 3rd Session

Session Highlights

15.30.01 Start
15.34.03 Pit Intervention Time: 56sec
15.40.22 32 Savadori Technical Problem - Turn 5
15.48.16 End Of Session

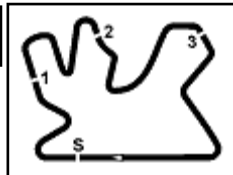
Fastest Laps Sequence

No.	Rider	Nat	Team	Bike	Local Time	Time	Gap	Avg
1	J. REA	GBR	Kawasaki Racing Team	Kawasaki ZX-10R	15:32'13.858	2'09.601		149,443
60	M. VAN DER MARK	NED	Honda World Superbike Team	Honda CBR1000RR SP	15:32'17.402	2'09.340	-0.261	149,745
1	J. REA	GBR	Kawasaki Racing Team	Kawasaki ZX-10R	15:34'12.247	1'58.389	-10.951	163,596
7	C. DAVIES	GBR	Aruba.it Racing - Ducati	Ducati Panigale R	15:41'06.774	1'58.352	-0.037	163,647
7	C. DAVIES	GBR	Aruba.it Racing - Ducati	Ducati Panigale R	15:45'03.640	1'58.150	-0.202	163,927

These data/results cannot be reproduced, stored and/or transmitted in whole or in part by any manner of electronic, mechanical, photocopying, recording, broadcasting or otherwise now known or herein after developed without the previous express consent by the copyright owner, except for reproduction in daily press and regular printed publications on sale to the public within 60 days of the event related to those data/results and always provided that copyright symbol appears together as follows below.

© DORNA WSBK ORGANIZATION Srl 2016

Start 15:30 End 15:48 The results are provisional until the end of the time limit for protests and appeals and the completion of the technical checks.



Qatar Round, 28-29-30 October 2016

World Superbike - Best Sector & Speed Free Practice 3rd Session

Losail International Circuit 5,380 m

Best Lap

1	7 C. DAVIES	Ducati Panigale R	1'58.150
2	1 J. REA	Kawasaki ZX-10R	1'58.389
3	12 X. FORÉS	Ducati Panigale R	1'58.598
4	50 S. GUINTOLI	Yamaha YZF R1	1'58.705
5	66 T. SYKES	Kawasaki ZX-10R	1'58.812
6	69 N. HAYDEN	Honda CBR1000RR SP	1'58.972
7	22 A. LOWES	Yamaha YZF R1	1'59.076
8	81 J. TORRES	BMW S1000 RR	1'59.137
9	60 M. VAN DER MARK	Honda CBR1000RR SP	1'59.328
10	21 M. REITERBERGER	BMW S1000 RR	1'59.476
11	17 K. ABRAHAM	BMW S1000 RR	1'59.512
12	34 D. GIUGLIANO	Ducati Panigale R	1'59.588
13	15 A. DE ANGELIS	Aorilia RSV4 RF	1'59.719
14	91 L. HASLAM	Kawasaki ZX-10R	1'59.842
15	32 L. SAVADORI	Aorilia RSV4 RF	2'00.095
16	2 L. CAMIER	MV Austa 1000 F4	2'00.098
17	40 R. RAMOS	Kawasaki ZX-10R	2'00.160
18	25 J. BROOKES	BMW S1000 RR	2'00.520
19	35 R. DE ROSA	BMW S1000 RR	2'00.565
20	11 S. AL SULAITI	Kawasaki ZX-10R	2'00.837
21	4 G. VIZZIELLO	Kawasaki ZX-10R	2'00.978
22	99 L. SCASSA	Ducati Panigale R	2'01.755
23	56 P. SEBESTYÉN	Yamaha YZF R1	2'02.945
24	9 D. SCHMITTER	Kawasaki ZX-10R	2'03.613
25	119 P. SZKOPEK	Yamaha YZF R1	

Best Sector & Speed

1	15 A. DE ANGELIS	Aorilia RSV4 RF	308.6
2	7 C. DAVIES	Ducati Panigale R	307.7
3	35 R. DE ROSA	BMW S1000 RR	306.8
4	50 S. GUINTOLI	Yamaha YZF R1	306.8
5	21 M. REITERBERGER	BMW S1000 RR	306.8
6	60 M. VAN DER MARK	Honda CBR1000RR SP	305.1
7	17 K. ABRAHAM	BMW S1000 RR	304.2
8	1 J. REA	Kawasaki ZX-10R	303.4
9	69 N. HAYDEN	Honda CBR1000RR SP	302.5
10	81 J. TORRES	BMW S1000 RR	302.5
11	12 X. FORÉS	Ducati Panigale R	302.5
12	40 R. RAMOS	Kawasaki ZX-10R	302.5
13	25 J. BROOKES	BMW S1000 RR	302.5
14	66 T. SYKES	Kawasaki ZX-10R	301.7
15	32 L. SAVADORI	Aorilia RSV4 RF	301.7
16	22 A. LOWES	Yamaha YZF R1	300.8
17	91 L. HASLAM	Kawasaki ZX-10R	299.2
18	34 D. GIUGLIANO	Ducati Panigale R	299.2
19	11 S. AL SULAITI	Kawasaki ZX-10R	295.9
20	4 G. VIZZIELLO	Kawasaki ZX-10R	294.3
21	56 P. SEBESTYÉN	Yamaha YZF R1	293.5
22	2 L. CAMIER	MV Austa 1000 F4	293.5
23	99 L. SCASSA	Ducati Panigale R	292.7
24	9 D. SCHMITTER	Kawasaki ZX-10R	290.3
25	119 P. SZKOPEK	Yamaha YZF R1	236.3

Seg. 1		Seg. 2		Seg. 3		Seg. 4		Seg. 5						
1	50 S. GUINTOLI	2.022	1	7 C. DAVIES	23.533	1	7 C. DAVIES	30.611	1	66 T. SYKES	28.911	1	50 S. GUINTOLI	32.841
2	15 A. DE ANGELIS	2.026	2	1 J. REA	23.533	2	1 J. REA	30.689	2	12 X. FORÉS	28.937	2	7 C. DAVIES	32.870
3	7 C. DAVIES	2.028	3	66 T. SYKES	23.550	3	12 X. FORÉS	30.701	3	7 C. DAVIES	28.959	3	1 J. REA	32.919
4	21 M. REITERBERG	2.039	4	50 S. GUINTOLI	23.755	4	50 S. GUINTOLI	30.752	4	1 J. REA	28.975	4	12 X. FORÉS	32.940
5	35 R. DE ROSA	2.044	5	22 A. LOWES	23.780	5	81 J. TORRES	30.781	5	69 N. HAYDEN	29.100	5	69 N. HAYDEN	32.970
6	60 M. VAN DER MAR	2.053	6	60 M. VAN DER MAR	23.794	6	22 A. LOWES	30.795	6	60 M. VAN DER MAR	29.105	6	22 A. LOWES	33.022
7	40 R. RAMOS	2.054	7	12 X. FORÉS	23.844	7	2 L. CAMIER	30.865	7	81 J. TORRES	29.112	7	60 M. VAN DER MAR	33.079
8	17 K. ABRAHAM	2.056	8	69 N. HAYDEN	23.854	8	69 N. HAYDEN	30.874	8	15 A. DE ANGELIS	29.173	8	17 K. ABRAHAM	33.096
9	1 J. REA	2.057	9	17 K. ABRAHAM	23.857	9	60 M. VAN DER MAR	30.898	9	34 D. GIUGLIANO	29.178	9	34 D. GIUGLIANO	33.102
10	69 N. HAYDEN	2.063	10	34 D. GIUGLIANO	23.894	10	34 D. GIUGLIANO	30.925	10	21 M. REITERBERG	29.198	10	15 A. DE ANGELIS	33.108
11	12 X. FORÉS	2.064	11	81 J. TORRES	23.928	11	66 T. SYKES	30.953	11	22 A. LOWES	29.199	11	81 J. TORRES	33.147
12	25 J. BROOKES	2.065	12	2 L. CAMIER	23.944	12	91 L. HASLAM	30.966	12	17 K. ABRAHAM	29.199	12	66 T. SYKES	33.177
13	32 L. SAVADORI	2.066	13	21 M. REITERBERG	23.970	13	21 M. REITERBERG	30.968	13	32 L. SAVADORI	29.225	13	25 J. BROOKES	33.236
14	81 J. TORRES	2.069	14	15 A. DE ANGELIS	24.045	14	40 R. RAMOS	31.023	14	2 L. CAMIER	29.257	14	21 M. REITERBERG	33.257
15	66 T. SYKES	2.071	15	91 L. HASLAM	24.059	15	17 K. ABRAHAM	31.058	15	40 R. RAMOS	29.296	15	91 L. HASLAM	33.347
16	22 A. LOWES	2.075	16	25 J. BROOKES	24.131	16	32 L. SAVADORI	31.062	16	50 S. GUINTOLI	29.296	16	32 L. SAVADORI	33.359
17	34 D. GIUGLIANO	2.085	17	32 L. SAVADORI	24.160	17	15 A. DE ANGELIS	31.112	17	91 L. HASLAM	29.320	17	35 R. DE ROSA	33.371
18	91 L. HASLAM	2.088	18	40 R. RAMOS	24.204	18	4 G. VIZZIELLO	31.148	18	35 R. DE ROSA	29.455	18	40 R. RAMOS	33.425
19	11 S. AL SULAITI	2.105	19	4 G. VIZZIELLO	24.218	19	25 J. BROOKES	31.157	19	99 L. SCASSA	29.470	19	2 L. CAMIER	33.443
20	56 P. SEBESTYÉN	2.114	20	99 L. SCASSA	24.295	20	35 R. DE ROSA	31.239	20	25 J. BROOKES	29.507	20	11 S. AL SULAITI	33.532
21	4 G. VIZZIELLO	2.117	21	11 S. AL SULAITI	24.324	21	11 S. AL SULAITI	31.266	21	11 S. AL SULAITI	29.571	21	4 G. VIZZIELLO	33.622
22	99 L. SCASSA	2.126	22	35 R. DE ROSA	24.411	22	99 L. SCASSA	31.526	22	4 G. VIZZIELLO	29.583	22	99 L. SCASSA	33.917
23	2 L. CAMIER	2.131	23	56 P. SEBESTYÉN	24.802	23	56 P. SEBESTYÉN	31.755	23	56 P. SEBESTYÉN	30.123	23	56 P. SEBESTYÉN	33.968
24	9 D. SCHMITTER	2.146	24	9 D. SCHMITTER	24.942	24	9 D. SCHMITTER	31.941	24	9 D. SCHMITTER	30.265	24	9 D. SCHMITTER	34.152
25	119 P. SZKOPEK	2.505	25	119 P. SZKOPEK	27.490	25	119 P. SZKOPEK	33.673	25	119 P. SZKOPEK	31.343	25	119 P. SZKOPEK	36.551

29/10/2016

These data/results cannot be reproduced, stored and/or transmitted in whole or in part by any manner of electronic, mechanical, photocopying, recording, broadcasting or otherwise now known or herein after developed without the previous express consent by the copyright owner, except for reproduction in daily press and regular printed publications on sale to the public within 60 days of the event related to those data/results and always provided that copyright symbol appears together as follows below.

© DORNA WSBK ORGANIZATION Srl 2016

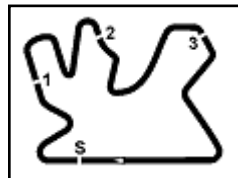
PIRELLI PERDIA TUNING



Official Tyre Supplier



Official Timekeeper



Qatar Round, 28-29-30 October 2016

World Superbike - Ideal Times Free Practice 3rd Session

Losail International Circuit 5.380 m

1 / 1

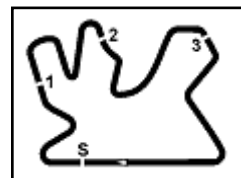
No.	Rider	Nat	Bike	Seg. 1	Seg. 2	Seg. 3	Seg. 4	Seg. 5	Ideal Time		
				Diff. 1	Diff. 2	Diff. 3	Diff. 4	Diff. 5	Best Lap	Pos.	Diff.
1	7 C. DAVIES	GBR	Ducati Panigale R	2.028 0.024	23.533 0.055	30.611	28.959 0.070	32.870	1'58.001 1'58.150	2	0.149
2	1 J. REA	GBR	Kawasaki ZX-10R	2.057 0.029	23.533 0.057	30.689 0.007	28.975 0.046	32.919 0.077	1'58.173 1'58.389	3	0.216
3	12 X. FORÉS	ESP	Ducati Panigale R	2.064 0.013	23.844 0.099	30.701	28.937	32.940	1'58.486 1'58.598	4	0.112
4	66 T. SYKES	GBR	Kawasaki ZX-10R	2.071	23.550 0.009	30.953	28.911 0.141	33.177	1'58.662 1'58.812	6	0.150
5	50 S. GUINTOLI	FRA	Yamaha YZF R1	2.022 0.019	23.755	30.752	29.296 0.020	32.841	1'58.666 1'58.705	5	0.039
6	69 N. HAYDEN	USA	Honda CBR1000RR SP	2.063 0.008	23.854	30.874 0.103	29.100	32.970	1'58.861 1'58.972	7	0.111
7	22 A. LOWES	GBR	Yamaha YZF R1	2.075 0.003	23.780	30.795 0.133	29.199 0.069	33.022	1'58.871 1'59.076	8	0.205
8	60 M. VAN DER MARK	NED	Honda CBR1000RR SP	2.053 0.046	23.794	30.898 0.090	29.105 0.192	33.079 0.071	1'58.929 1'59.328	10	0.399
9	81 J. TORRES	ESP	BMW S1000 RR	2.069 0.015	23.928	30.781	29.112 0.085	33.147	1'59.037 1'59.137	9	0.100
10	34 D. GIUGLIANO	ITA	Ducati Panigale R	2.085 0.011	23.894 0.036	30.925 0.179	29.178 0.178	33.102	1'59.184 1'59.588	13	0.404
11	17 K. ABRAHAM	CZE	BMW S1000 RR	2.056 0.009	23.857	31.058 0.147	29.199	33.096 0.090	1'59.266 1'59.512	12	0.246
12	21 M. REITERBERGER	GER	BMW S1000 RR	2.039	23.970	30.968	29.198 0.044	33.257	1'59.432 1'59.476	11	0.044
13	15 A. DE ANGELIS	RSM	Aprilia RSV4 RF	2.026 0.063	24.045 0.175	31.112 0.017	29.173	33.108	1'59.464 1'59.719	14	0.255
14	2 L. CAMIER	GBR	MV Agusta 1000 F4	2.131	23.944 0.195	30.865	29.257 0.263	33.443	1'59.640 2'00.098	17	0.458
15	91 L. HASLAM	GBR	Kawasaki ZX-10R	2.088 0.015	24.059	30.966 0.017	29.320 0.022	33.347 0.008	1'59.780 1'59.842	15	0.062
16	32 L. SAVADORI	ITA	Aprilia RSV4 RF	2.066 0.031	24.160	31.062	29.225 0.192	33.359	1'59.872 2'00.095	16	0.223
17	40 R. RAMOS	ESP	Kawasaki ZX-10R	2.054 0.043	24.204 0.115	31.023	29.296	33.425	2'00.002 2'00.160	18	0.158
18	25 J. BROOKES	AUS	BMW S1000 RR	2.065	24.131 0.120	31.157 0.104	29.507	33.236 0.200	2'00.096 2'00.520	19	0.424
19	35 R. DE ROSA	ITA	BMW S1000 RR	2.044 0.023	24.411	31.239 0.022	29.455	33.371	2'00.520 2'00.565	20	0.045
20	4 G. VIZZIELLO	ITA	Kawasaki ZX-10R	2.117	24.218 0.153	31.148 0.040	29.583 0.097	33.622	2'00.688 2'00.978	22	0.290
21	11 S. AL SULAITI	QAT	Kawasaki ZX-10R	2.105	24.324	31.266	29.571	33.532 0.039	2'00.798 2'00.837	21	0.039
22	99 L. SCASSA	ITA	Ducati Panigale R	2.126 0.006	24.295 0.056	31.526 0.135	29.470	33.917 0.224	2'01.334 2'01.755	23	0.421
23	56 P. SEBESTYÉN	HUN	Yamaha YZF R1	2.114 0.056	24.802 0.127	31.755	30.123	33.968	2'02.762 2'02.945	24	0.183
24	9 D. SCHMITTER	SUI	Kawasaki ZX-10R	2.146 0.017	24.942 0.053	31.941	30.265	34.152 0.097	2'03.446 2'03.613	25	0.167
Overall Ideal Time				2.022	23.533	30.611	28.911	32.841	1'57.918		

29/10/2016

These data/results cannot be reproduced, stored and/or transmitted in whole or in part by any manner of electronic, mechanical, photocopying, recording, broadcasting or otherwise now known or herein after developed without the previous express consent by the copyright owner, except for reproduction in daily press and regular printed publications on sale to the public within 60 days of the event related to those data/results and always provided that copyright symbol appears together as follows below.
© DORNA WSBK ORGANIZATION Srl 2016

PIRELLI PERGOIA TUNING





Qatar Round, 28-29-30 October 2016 World Superbike - Chronological Analysis Free Practice 3rd Session

Losail International Circuit 5.380 m

2 / 2

Lap	Seg. 1	Seg. 2	Seg. 3	Seg. 4	Seg. 5	Lap Time	km/h	Local Time
15° 32 L. SAVADORI (2'00.095)								
1	5.487	31.728	35.968	33.023	35.465	2'21.671 P		15:30'06.264
2	2.070	24.454	34.996	29.871	33.433	2'04.824	300.8	15:32'27.935
3	2.066	24.174	31.194	29.225	33.527	2'00.186	301.7	15:36'32.945
4	2.097	24.160	31.062	29.417	33.359	2'00.095	297.5	15:38'33.040
16° 2 L. CAMIER (2'00.098)								
1	5.470	29.602	33.676	30.494	40.505	2'19.747 P	133.5	15:30'19.648
2	2.157	24.842	31.403	29.436	33.752	2'01.590	289.5	15:32'39.995
3	2.143	24.159	30.951	34.861	33.663	2'05.777	291.9	15:34'40.985
4	2.131	24.139	30.865	29.520	33.443	2'00.098	293.5	15:36'46.762
5	2.135	24.173	31.027	29.382	33.481	2'00.198	292.7	15:38'46.860
6	2.133	25.357	31.747	31.755	34.264	2'05.256	293.5	15:40'47.058
7	2.147	24.021	31.075	29.257	33.637	2'00.137	293.5	15:42'52.314
8	2.141	23.944	32.035	29.412	35.105	2'02.637	291.1	15:44'52.451
9								15:46'55.088
17° 40 R. RAMOS (2'00.160)								
1	5.788	28.059	33.101	30.106	33.712	2'10.766 P	146.5	15:30'03.805
2	2.081	24.338	31.066	29.324	33.501	2'00.310	300.8	15:32'14.571
3	2.097	24.319	31.023	29.296	33.425	2'00.160	297.5	15:34'14.881
4	2.086	27.126	32.157	29.797	33.439	2'04.605	299.2	15:36'15.041
5	2.054	24.204	31.071	29.545	33.779	2'00.653	302.5	15:38'19.646
6	2.106	25.333	33.236	30.547	37.387	2'08.609	296.7	15:40'20.299
7								15:42'28.908
18° 25 J. BROOKES (2'00.520)								
1	4.854	28.812	33.359	30.968	34.829	2'12.822 P	157.0	15:30'48.899
2	2.083	25.236	32.089	31.126	33.932	2'04.466	300.0	15:33'01.721
3	2.075	24.589	31.593	29.868	33.379	2'01.504	300.8	15:35'06.187
4	2.083	24.477	31.995	29.602	33.579	2'01.736	299.2	15:37'07.691
5	2.065	24.251	31.261	29.507	33.436	2'00.520	302.5	15:39'09.427
6	2.073	24.131	31.157	29.718	33.831	2'00.910	300.8	15:41'09.947
7	2.066	24.248	31.272	29.703	33.236	2'00.525	300.8	15:43'10.857
8								15:45'11.382
19° 35 R. DE ROSA (2'00.565)								
1	6.421	32.236	32.793	30.168	34.272	2'15.890 P		15:30'52.813
2	2.044	24.530	31.239	30.281	33.508	2'01.602	306.8	15:33'08.703
3	2.067	24.411	31.261	29.455	33.371	2'00.565	301.7	15:35'10.305
4	2.067	24.534	31.277	29.794	33.482	2'01.154	303.4	15:37'10.870
5	2.054	28.843	36.618	31.744	35.108	2'14.367	305.1	15:39'12.024
6								15:41'26.391
20° 11 S. AL SULAITI (2'00.837)								
1	8.316	30.125	34.912	30.005	34.308	2'17.666 P		15:30'59.439
2	2.111	24.374	31.455	29.700	33.860	2'01.500	295.9	15:33'17.105
3	2.109	24.448	31.764	29.754	33.532	2'01.607	295.1	15:35'18.605
4	2.105	24.324	31.266	29.571	33.571	2'00.837	295.1	15:37'20.212
5	2.124	24.516	31.463	29.829	33.877	2'01.809	293.5	15:39'21.049
6	2.129	24.418	32.316	30.811	34.193	2'03.867	292.7	15:41'22.858
7	2.133	24.560	31.543	29.705	33.752	2'01.693	294.3	15:43'26.725
8								15:45'28.418
21° 4 G. VIZZIELLO (2'00.978)								
1	13.105	28.080	34.420	30.943	35.107	2'21.655 P	144.6	15:29'56.145
2	2.120	24.627	31.148	29.583	33.796	2'01.274	294.3	15:32'17.800
3	2.145	24.257	31.161	32.542	4'46.823	6'16.928 P	290.3	15:34'19.074
4	4.931	28.664	33.766	31.202	37.966	2'16.529 P	158.8	15:40'36.002
5	2.117	24.371	31.188	29.680	33.622	2'00.978	294.3	15:42'52.531
6	2.134	24.218	31.526	29.849	33.836	2'01.563	291.9	15:44'53.509
7								15:46'55.072
22° 99 L. SCASSA (2'01.755)								
Lap	Seg. 1	Seg. 2	Seg. 3	Seg. 4	Seg. 5	Lap Time	km/h	Local Time
1	5.642	29.301	34.641	33.378	36.551	2'19.513 P	143.4	15:30'42.681
2								15:33'02.194

P = Pits In/Out - C = Lap-Time Cancelled

These data/results cannot be reproduced, stored and/or transmitted in whole or in part by any manner of electronic, mechanical, photocopying, recording, broadcasting or otherwise now known or herein after developed without the previous express consent by the copyright owner, except for reproduction in daily press and regular printed publications on sale to the public within 60 days of the event related to those data/results and always provided that copyright symbol appears together as follows below.

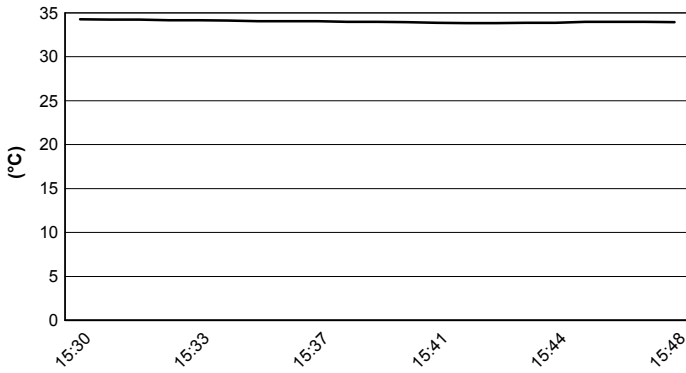
© DORNA WSBK ORGANIZATION Srl 2016

Qatar Round, 28-29-30 October 2016 World Superbike - Weather Report Free Practice 3rd Session

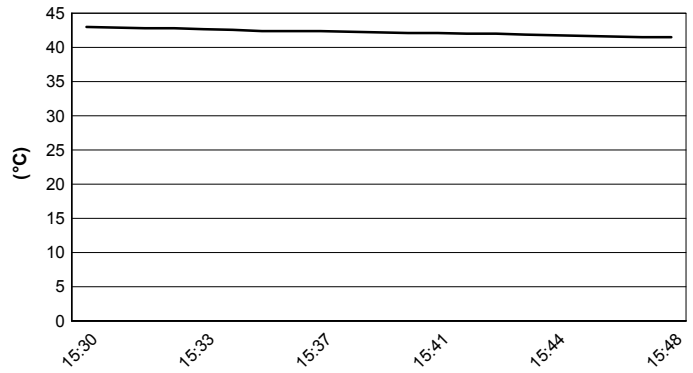
Losail International Circuit 5.380 m

Session started **15:30** Session ended **15:48**

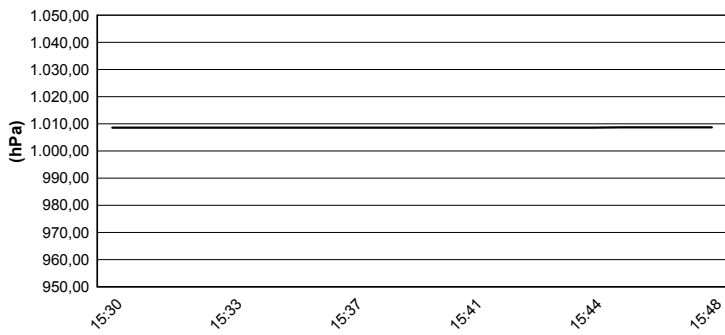
Air Temperature



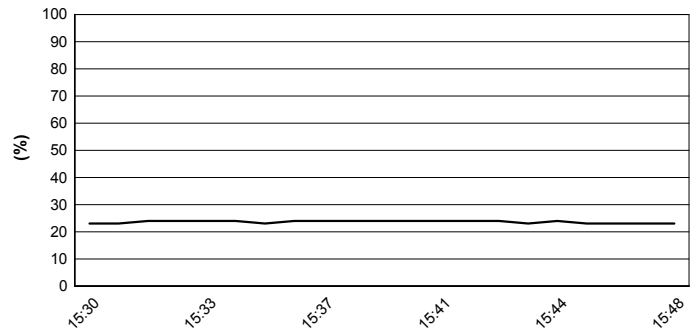
Track Temperature



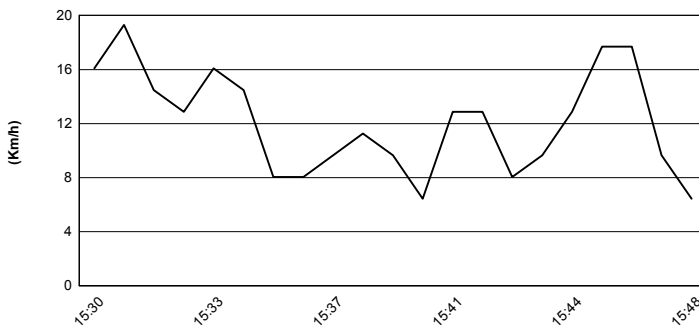
Air Pressure



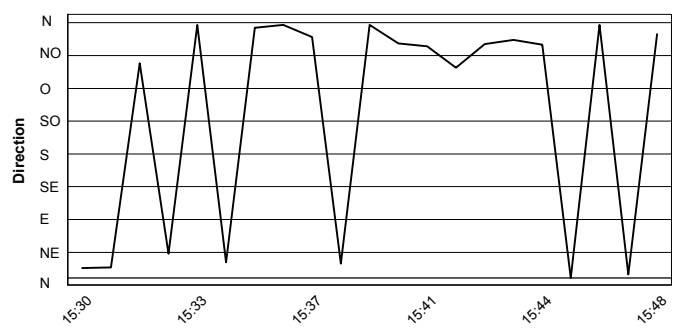
Humidity



Wind Speed



Wind Direction



These data/results cannot be reproduced, stored and/or transmitted in whole or in part by any manner of electronic, mechanical, photocopying, recording, broadcasting or otherwise now known or herein after developed without the previous express consent by the copyright owner, except for reproduction in daily press and regular printed publications on sale to the public within 60 days of the event related to those data/results and always provided that copyright symbol appears together as follows below.
© DORNA WSBK ORGANIZATION Srl 2016