

Qatar Round, 28-29-30 October 2016

World Superbike - Results Superpole 1

No.	Rider	Nat	Team	Bike	Time	Gap	Rel.	Laps	Speed	
									Avg	Max
1*	60 M. VAN DER MARK	NED	Honda World Superbike Team	Honda CBR1000RR SP	1'57.550			6	164,764	311,2
2*	34 D. GIUGLIANO	ITA	Aruba.it Racing - Ducati	Ducati Panigale R	1'58.231	0.681	0.681	6	163,815	304,2
3	35 R. DE ROSA	ITA	Althea BMW Racing Team	BMW S1000 RR	1'58.289	0.739	0.058	6	163,735	312,1
4	25 J. BROOKES	AUS	Milwaukee BMW	BMW S1000 RR	1'58.437	0.887	0.148	7	163,530	308,6
5	15 A. DE ANGELIS	RSM	IodaRacing Team	Aprilia RSV4 RF	1'58.518	0.968	0.081	7	163,418	316,7
6	91 L. HASLAM	GBR	Pedercini Racing	Kawasaki ZX-10R	1'58.622	1.072	0.104	7	163,275	303,4
7	21 M. REITERBERGER	GER	Althea BMW Racing Team	BMW S1000 RR	1'58.633	1.083	0.011	7	163,260	307,7
8	17 K. ABRAHAM	CZE	Milwaukee BMW	BMW S1000 RR	1'58.934	1.384	0.301	6	162,847	310,3
9	40 R. RAMOS	ESP	Team GoEleven	Kawasaki ZX-10R	1'58.958	1.408	0.024	6	162,814	309,5
10	11 S. AL SULAITI	QAT	Pedercini Racing	Kawasaki ZX-10R	1'59.734	2.184	0.776	7	161,759	305,1
11	99 L. SCASSA	ITA	VFT Racing	Ducati Panigale R	1'59.792	2.242	0.058	6	161,680	304,2
12	4 G. VIZZIELLO	ITA	Grillini Racing Team	Kawasaki ZX-10R	1'59.968	2.418	0.176	6	161,443	303,4
13	119 P. SZKOPEK	POL	Team Tóth	Yamaha YZF R1	2'00.876	3.326	0.908	5	160,230	298,3
14	9 D. SCHMITTER	SUI	Grillini Racing Team	Kawasaki ZX-10R	2'01.624	4.074	0.748	6	159,245	305,1
15	56 P. SEBESTYÉN	HUN	Team Tóth	Yamaha YZF R1	2'01.667	4.117	0.043	7	159,189	301,7

* Qualified to Superpole 2

AIR	Humidity:	28%	Temp:	30°C
TRACK	Condition:	Dry	Temp:	33°C

Records	Pole	2015 T.Sykes	1'56.821	165,790	Km/h
	Race	2015 T.Sykes	1'57.317	165,090	Km/h
	Circuit	2015 T.Sykes	1'56.821	165,790	Km/h

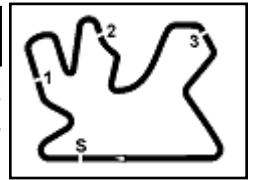
These data/results cannot be reproduced, stored and/or transmitted in whole or in part by any manner of electronic, mechanical, photocopying, recording, broadcasting or otherwise now known or herein after developed without the previous express consent by the copyright owner, except for reproduction in daily press and regular printed publications on sale to the public within 60 days of the event related to those data/results and always provided that copyright symbol appears together as follows below.

© DORNA WSBK ORGANIZATION Srl 2016

Start	End	The results are provisional until the end of the time limit for protests and appeals
29/10/2016 17:30	17:47	and the completion of the technical checks.

FCR PERGGIA TIMING





Qatar Round, 28-29-30 October 2016

World Superbike - Results Superpole 1

Session Highlights

17.30.02 Start
 17.45.33 119 Szkopek Crashed - Turn 14
 17.47.08 End Of Session

Fastest Laps Sequence

No.	Rider	Nat	Team	Bike	Local Time	Time	Gap	Avg
25	J. BROOKES	AUS	Milwaukee BMW	BMW S1000 RR	17:32'12.986	2'23.105		135,341
40	R. RAMOS	ESP	Team GoEleven	Kawasaki ZX-10R	17:32'14.763	2'11.481	-11.624	147,306
4	G. VIZZIELLO	ITA	Grillini Racing Team	Kawasaki ZX-10R	17:32'14.976	2'10.049	-1.432	148,928
91	L. HASLAM	GBR	Pedercini Racing	Kawasaki ZX-10R	17:34'13.633	1'59.229	-10.820	162,444
21	M. REITERBERGER	GER	Althea BMW Racing Team	BMW S1000 RR	17:34'26.600	1'58.633	-0.596	163,260
34	D. GIUGLIANO	ITA	Aruba.it Racing - Ducati	Ducati Panigale R	17:34'40.526	1'58.231	-0.402	163,815
60	M. VAN DER MARK	NED	Honda World Superbike Team	Honda CBR1000RR SP	17:36'43.764	1'58.021	-0.210	164,106
60	M. VAN DER MARK	NED	Honda World Superbike Team	Honda CBR1000RR SP	17:45'18.034	1'57.550	-0.471	164,764

These data/results cannot be reproduced, stored and/or transmitted in whole or in part by any manner of electronic, mechanical, photocopying, recording, broadcasting or otherwise now known or herein after developed without the previous express consent by the copyright owner, except for reproduction in daily press and regular printed publications on sale to the public within 60 days of the event related to those data/results and always provided that copyright symbol appears together as follows below.

© DORNA WSBK ORGANIZATION Srl 2016

Start	End	The results are provisional until the end of the time limit for protests and appeals
29/10/2016 17:30	17:47	and the completion of the technical checks.

FCR PERDIA TIMING



Qatar Round, 28-29-30 October 2016

World Superbike - Best Sector & Speed Superpole 1

Losail International Circuit 5,380 m

Best Lap

1	60 M. VAN DER MARK	Honda CBR1000RR SP	1'57.550
2	34 D. GIUGLIANO	Ducati Panigale R	1'58.231
3	35 R. DE ROSA	BMW S1000 RR	1'58.289
4	25 J. BROOKES	BMW S1000 RR	1'58.437
5	15 A. DE ANGELIS	Aorilia RSV4 RF	1'58.518
6	91 L. HASLAM	Kawasaki ZX-10R	1'58.622
7	21 M. REITERBERGER	BMW S1000 RR	1'58.633
8	17 K. ABRAHAM	BMW S1000 RR	1'58.934
9	40 R. RAMOS	Kawasaki ZX-10R	1'58.958
10	11 S. AL SULAITI	Kawasaki ZX-10R	1'59.734
11	99 L. SCASSA	Ducati Panigale R	1'59.792
12	4 G. VIZZIELLO	Kawasaki ZX-10R	1'59.968
13	119 P. SZKOPEK	Yamaha YZF R1	2'00.876
14	9 D. SCHMITTER	Kawasaki ZX-10R	2'01.624
15	56 P. SEBESTYÉN	Yamaha YZF R1	2'01.667

Best Sector & Speed

1	15 A. DE ANGELIS	Aprilia RSV4 RF	316.7
2	35 R. DE ROSA	BMW S1000 RR	312.1
3	60 M. VAN DER MARK	Honda CBR1000RR SP	311.2
4	17 K. ABRAHAM	BMW S1000 RR	310.3
5	40 R. RAMOS	Kawasaki ZX-10R	309.5
6	25 J. BROOKES	BMW S1000 RR	308.6
7	21 M. REITERBERGER	BMW S1000 RR	307.7
8	11 S. AL SULAITI	Kawasaki ZX-10R	305.1
9	9 D. SCHMITTER	Kawasaki ZX-10R	305.1
10	99 L. SCASSA	Ducati Panigale R	304.2
11	34 D. GIUGLIANO	Ducati Panigale R	304.2
12	91 L. HASLAM	Kawasaki ZX-10R	303.4
13	4 G. VIZZIELLO	Kawasaki ZX-10R	303.4
14	56 P. SEBESTYÉN	Yamaha YZF R1	301.7
15	119 P. SZKOPEK	Yamaha YZF R1	298.3

Seg. 1

1	15 A. DE ANGELIS	1.969
2	35 R. DE ROSA	2.006
3	25 J. BROOKES	2.014
4	17 K. ABRAHAM	2.016
5	40 R. RAMOS	2.016
6	60 M. VAN DER MAR	2.026
7	21 M. REITERBERG	2.027
8	9 D. SCHMITTER	2.038
9	91 L. HASLAM	2.053
10	34 D. GIUGLIANO	2.055
11	11 S. AL SULAITI	2.056
12	99 L. SCASSA	2.056
13	4 G. VIZZIELLO	2.062
14	56 P. SEBESTYÉN	2.068
15	119 P. SZKOPEK	2.085

Seg. 2

1	60 M. VAN DER MAR	23.537
2	21 M. REITERBERG	23.632
3	34 D. GIUGLIANO	23.685
4	15 A. DE ANGELIS	23.787
5	25 J. BROOKES	23.850
6	40 R. RAMOS	23.852
7	17 K. ABRAHAM	23.869
8	91 L. HASLAM	23.898
9	35 R. DE ROSA	23.908
10	11 S. AL SULAITI	24.015
11	99 L. SCASSA	24.042
12	4 G. VIZZIELLO	24.070
13	119 P. SZKOPEK	24.291
14	56 P. SEBESTYÉN	24.494
15	9 D. SCHMITTER	24.561

Seg. 3

1	60 M. VAN DER MAR	30.403
2	35 R. DE ROSA	30.509
3	25 J. BROOKES	30.579
4	91 L. HASLAM	30.600
5	34 D. GIUGLIANO	30.646
6	15 A. DE ANGELIS	30.768
7	40 R. RAMOS	30.819
8	11 S. AL SULAITI	30.821
9	21 M. REITERBERG	30.859
10	99 L. SCASSA	30.868
11	119 P. SZKOPEK	30.877
12	17 K. ABRAHAM	30.915
13	4 G. VIZZIELLO	31.022
14	56 P. SEBESTYÉN	31.299
15	9 D. SCHMITTER	31.417

Seg. 4

1	60 M. VAN DER MAR	28.845
2	21 M. REITERBERG	28.891
3	17 K. ABRAHAM	28.923
4	91 L. HASLAM	28.963
5	34 D. GIUGLIANO	28.968
6	15 A. DE ANGELIS	28.997
7	40 R. RAMOS	29.071
8	35 R. DE ROSA	29.092
9	25 J. BROOKES	29.213
10	99 L. SCASSA	29.228
11	11 S. AL SULAITI	29.322
12	4 G. VIZZIELLO	29.401
13	119 P. SZKOPEK	29.514
14	9 D. SCHMITTER	29.667
15	56 P. SEBESTYÉN	29.803

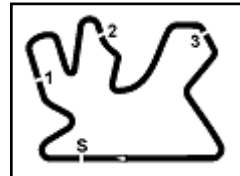
Seg. 5

1	15 A. DE ANGELIS	32.704
2	60 M. VAN DER MAR	32.714
3	35 R. DE ROSA	32.751
4	25 J. BROOKES	32.758
5	91 L. HASLAM	32.769
6	34 D. GIUGLIANO	32.782
7	17 K. ABRAHAM	32.840
8	21 M. REITERBERG	33.007
9	40 R. RAMOS	33.011
10	11 S. AL SULAITI	33.112
11	99 L. SCASSA	33.221
12	4 G. VIZZIELLO	33.413
13	119 P. SZKOPEK	33.413
14	56 P. SEBESTYÉN	33.614
15	9 D. SCHMITTER	33.648

29/10/2016

These data/results cannot be reproduced, stored and/or transmitted in whole or in part by any manner of electronic, mechanical, photocopying, recording, broadcasting or otherwise now known or herein after developed without the previous express consent by the copyright owner, except for reproduction in daily press and regular printed publications on sale to the public within 60 days of the event related to those data/results and always provided that copyright symbol appears together as follows below.

© DORNA WSBK ORGANIZATION Srl 2016



Losail International Circuit 5.380 m

Qatar Round, 28-29-30 October 2016

World Superbike - Ideal Times Superpole 1

1 / 1

No. Rider	Nat	Bike	Seg. 1	Seg. 2	Seg. 3	Seg. 4	Seg. 5	Ideal Time		Diff.	
			Diff. 1	Diff. 2	Diff. 3	Diff. 4	Diff. 5	Best Lap	Pos.		
1	60 M. VAN DER MARK	NED	Honda CBR1000RR SP	2.026 0.025	23.537	30.403	28.845	32.714	1'57.525 1'57.550	1	0.025
2	34 D. GIUGLIANO	ITA	Ducati Panigale R	2.055	23.685 0.095	30.646	28.968	32.782	1'58.136 1'58.231	2	0.095
3	15 A. DE ANGELIS	RSM	Aprilia RSV4 RF	1.969 0.024	23.787 0.269	30.768	28.997	32.704	1'58.225 1'58.518	5	0.293
4	35 R. DE ROSA	ITA	BMW S1000 RR	2.006 0.023	23.908	30.509	29.092	32.751	1'58.266 1'58.289	3	0.023
5	91 L. HASLAM	GBR	Kawasaki ZX-10R	2.053 0.020	23.898	30.600 0.187	28.963	32.769 0.132	1'58.283 1'58.622	6	0.339
6	25 J. BROOKES	AUS	BMW S1000 RR	2.014 0.023	23.850	30.579	29.213	32.758	1'58.414 1'58.437	4	0.023
7	21 M. REITERBERGER	GER	BMW S1000 RR	2.027 0.004	23.632	30.859 0.150	28.891 0.063	33.007	1'58.416 1'58.633	7	0.217
8	17 K. ABRAHAM	CZE	BMW S1000 RR	2.016 0.046	23.869 0.325	30.915	28.923	32.840	1'58.563 1'58.934	8	0.371
9	40 R. RAMOS	ESP	Kawasaki ZX-10R	2.016	23.852 0.079	30.819	29.071	33.011 0.110	1'58.769 1'58.958	9	0.189
10	11 S. AL SULAITI	QAT	Kawasaki ZX-10R	2.056 0.015	24.015 0.039	30.821 0.354	29.322	33.112	1'59.326 1'59.734	10	0.408
11	99 L. SCASSA	ITA	Ducati Panigale R	2.056 0.004	24.042	30.868 0.373	29.228	33.221	1'59.415 1'59.792	11	0.377
12	4 G. VIZZIELLO	ITA	Kawasaki ZX-10R	2.062	24.070	31.022	29.401	33.413	1'59.968 1'59.968	12	0.000
13	119 P. SZKOPEK	POL	Yamaha YZF R1	2.085 0.046	24.291 0.093	30.877 0.425	29.514 0.069	33.413 0.063	2'00.180 2'00.876	13	0.696
14	56 P. SEBESTYÉN	HUN	Yamaha YZF R1	2.068 0.011	24.494	31.299	29.803 0.242	33.614 0.136	2'01.278 2'01.667	15	0.389
15	9 D. SCHMITTER	SUI	Kawasaki ZX-10R	2.038 0.093	24.561 0.200	31.417	29.667	33.648	2'01.331 2'01.624	14	0.293
Overall Ideal Time				1.969	23.537	30.403	28.845	32.704	1'57.458		

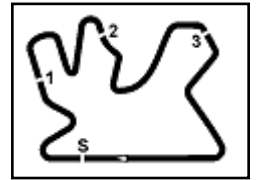
29/10/2016

These data/results cannot be reproduced, stored and/or transmitted in whole or in part by any manner of electronic, mechanical, photocopying, recording, broadcasting or otherwise now known or herein after developed without the previous express consent by the copyright owner, except for reproduction in daily press and regular printed publications on sale to the public within 60 days of the event related to those data/results and always provided that copyright symbol appears together as follows below.

© DORNA WSBK ORGANIZATION Srl 2016

PIRELLI PERDOLA TUNING





Qatar Round, 28-29-30 October 2016 World Superbike - Chronological Analysis Superpole 1

Losail International Circuit 5.380 m

1 / 2

1° 60 M. VAN DER MARK (1'57.550)								
Lap	Seg. 1	Seg. 2	Seg. 3	Seg. 4	Seg. 5	Lap Time	km/h	Local Time
1	6.730	27.940	32.290	36.892	33.304	2'17.156 P	133.8	17:30'27.537
2	2.034	26.323	30.794	28.972	32.927	2'01.050	308.6	17:32'44.693
3	2.037	23.575	30.642	28.902	32.865	1'58.021	307.7	17:34'45.743
4	2.041	23.801	30.779	29.113	2'44.202	4'09.936 P	305.9	17:36'43.764
5	5.425	27.087	33.350	39.935	40.987	2'26.784 P	128.4	17:40'53.700
6	2.051	23.537	30.403	28.845	32.714	1'57.550	305.1	17:43'20.484
								17:45'18.034

2° 34 D. GIUGLIANO (1'58.231)								
Lap	Seg. 1	Seg. 2	Seg. 3	Seg. 4	Seg. 5	Lap Time	km/h	Local Time
1	4.717	27.246	45.244	49.767	33.936	2'40.910 P	169.8	17:30'01.385
2	2.055	23.780	30.646	28.968	32.782	1'58.231	304.2	17:32'42.295
3	2.056	23.809	30.998	34.650	33.264	2'04.777	303.4	17:34'40.526
4	2.055	25.523	31.819	30.177	2'33.335	4'02.909 P	303.4	17:36'45.303
5	4.418	27.832	32.848	48.966	42.117	2'36.181 P	168.5	17:40'48.212
6	2.063	23.685	30.672	29.127	33.136	1'58.683	302.5	17:43'24.393
								17:45'23.076

3° 35 R. DE ROSA (1'58.289)								
Lap	Seg. 1	Seg. 2	Seg. 3	Seg. 4	Seg. 5	Lap Time	km/h	Local Time
1	9.972	26.700	37.906	44.718	34.864	2'34.160 P	166.9	17:29'57.273
2	2.006	24.148	30.902	29.247	32.903	1'59.206	312.1	17:32'12.986
3	2.042	23.957	30.770	29.213	32.874	1'58.856	305.9	17:34'13.870
4	2.012	26.811	33.580	32.036	2'22.211	3'56.650 P	308.6	17:36'13.463
5	12.596	40.320	34.370	40.987	46.368	2'54.641 P		17:38'12.666
6	2.029	23.908	30.509	29.092	32.751	1'58.289	307.7	17:41'12.782
								17:43'20.786
								17:45'19.075

4° 25 J. BROOKES (1'58.437)								
Lap	Seg. 1	Seg. 2	Seg. 3	Seg. 4	Seg. 5	Lap Time	km/h	Local Time
1	18.235	27.612	32.431	30.671	34.156	2'23.105 P	156.1	17:29'49.881
2	2.045	24.626	31.267	29.912	33.034	2'00.884	305.9	17:32'12.986
3	2.014	24.223	30.947	29.414	32.995	1'59.593	308.6	17:34'13.870
4	2.038	23.933	30.877	29.425	32.930	1'59.203	306.8	17:36'13.463
5	2.046	24.884	31.674	30.119	1'31.393	3'00.116 P	305.1	17:38'12.666
6	4.942	26.114	32.379	29.642	33.248	2'06.325 P	151.5	17:41'12.782
7	2.037	23.850	30.579	29.213	32.758	1'58.437	306.8	17:43'19.107
								17:45'17.544

5° 15 A. DE ANGELIS (1'58.518)								
Lap	Seg. 1	Seg. 2	Seg. 3	Seg. 4	Seg. 5	Lap Time	km/h	Local Time
1	5.395	27.047	35.042	32.674	35.010	2'15.168 P	164.1	17:30'03.031
2	1.969	27.080	31.490	29.917	33.065	2'03.521	316.7	17:32'18.199
3	1.985	23.875	30.977	29.149	32.934	1'58.920	314.9	17:34'13.870
4	1.989	26.365	31.933	30.798	2'02.576	3'33.661 P	311.2	17:36'20.640
5	7.213	34.868	34.984	32.843	34.557	2'24.465 P		17:39'57.640
6	1.993	24.056	30.768	28.997	32.704	1'58.518	314.0	17:41'25.965
7	1.983	23.787	30.924	29.017	32.871	1'58.582	314.9	2'30.035
								288.8
								17:43'56.000
								296.7
								17:45'57.061

6° 91 L. HASLAM (1'58.622)								
Lap	Seg. 1	Seg. 2	Seg. 3	Seg. 4	Seg. 5	Lap Time	km/h	Local Time
1	19.158	27.519	32.373	31.931	34.070	2'25.051 P	152.3	17:29'49.881
2	2.053	24.032	30.741	29.398	33.005	1'59.229	303.4	17:32'12.986
3	2.067	26.270	34.097	30.163	2'02.396	3'34.993 P	302.5	17:34'13.870
4	5.143	27.539	33.254	29.849	33.229	2'09.014 P	156.1	17:36'13.463
5	2.068	23.902	30.600	29.354	32.769	1'58.693	302.5	17:38'12.666
6	2.066	24.081	30.766	29.118	32.997	1'59.028	300.8	17:41'12.782
7	2.073	23.898	30.787	28.963	32.901	1'58.622	300.8	17:43'20.786
								17:45'53.983

7° 21 M. REITERBERGER (1'58.633)								
Lap	Seg. 1	Seg. 2	Seg. 3	Seg. 4	Seg. 5	Lap Time	km/h	Local Time
1	4.531	28.781	33.352	30.140	33.788	2'10.592 P	159.3	17:30'17.375
2	2.031	23.632	31.009	28.954	33.007	1'58.633	307.7	17:32'27.967
3	2.027	23.943	31.033	29.089	33.496	1'59.588	307.7	17:34'26.600
4	2.035	25.035	31.106	29.220	2'11.823	3'39.219 P	305.9	17:36'26.188
5	4.523	28.948	32.110	33.412	33.535	2'12.528 P	135.8	17:40'05.407
6	2.051	23.822	30.859	28.891	33.136	1'58.759	305.1	17:42'17.935
7	2.051	23.774	30.966	28.941	33.314	1'59.046	305.1	17:44'16.694
								17:46'15.740

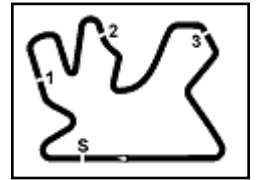
8° 17 K. ABRAHAM (1'58.934)								
Lap	Seg. 1	Seg. 2	Seg. 3	Seg. 4	Seg. 5	Lap Time	km/h	Local Time
1	4.421	27.129	33.584	36.349	36.990	2'18.473 P	170.9	17:30'01.964
2	2.025	24.393	31.589	29.282	32.878	2'00.167	308.6	17:32'20.437
3	2.016	23.869	31.413	29.153	33.430	1'59.881	310.3	17:34'14.944
4	2.040	24.317	31.628	29.689	2'29.471	3'57.145 P	306.8	17:36'20.485
5	7.423	48.495	36.064	39.718	55.084	3'06.784 P		17:38'12.666
6	2.062	24.194	30.915	28.923	32.840	1'58.934	302.5	17:40'17.630
								17:43'24.414
								17:45'23.348

9° 40 R. RAMOS (1'58.958)								
Lap	Seg. 1	Seg. 2	Seg. 3	Seg. 4	Seg. 5	Lap Time	km/h	Local Time
1	5.715	27.786	32.169	31.869	33.942	2'11.481 P	156.7	17:30'03.282
2	2.046	24.067	31.017	29.411	33.011	1'59.552	305.9	17:32'18.170
3	2.045	24.742	34.659	30.631	4'04.761	5'36.838 P	308.6	17:34'14.944
4	6.852	36.655	35.116	34.939	33.296	2'26.858 P		17:36'20.485
5	2.016	23.931	30.819	29.071	33.121	1'58.958	309.5	17:38'12.666
6	2.051	23.852	30.829	29.093	33.225	1'59.050	305.9	17:40'17.630
								17:42'18.011
								17:44'16.969
								17:46'16.019

10° 11 S. AL SULAITI (1'59.734)								
Lap	Seg. 1	Seg. 2	Seg. 3	Seg. 4	Seg. 5	Lap Time	km/h	Local Time
1	7.063	34.649	36.032	30.741	33.547	2'22.032 P		17:30'06.421
2	2.056	24.118	31.306	29.376	33.232	2'00.088	305.1	17:32'28.453
3	2.071	24.054	31.175	29.322	33.112	1'59.734	300.8	17:34'28.541
4	2.069	27.910	31.884	29.870	2'20.224	3'51.957 P	300.8	17:36'28.275
5	8.364	27.602	31.542	29.654	33.591	2'20.753 P		17:38'12.666
6	2.094	24.024	31.140	29.508	33.412	2'00.178	297.5	17:40'20.232
7	2.097	24.015	30.821	29.598	33.399	1'59.930	298.3	17:42'30.985
								17:44'31.163
								17:46'31.093

11° 99 L. SCASSA (1'59.792)								
Lap	Seg. 1	Seg. 2	Seg. 3	Seg. 4	Seg. 5	Lap Time	km/h	Local Time
1	4.758	28.339	33.746	30.524	34.062	2'11.429 P	157.7	17:30'06.741
2	2.072	24.598	31.484	29.404	33.573	2'01.131	300.8	17:32'18.170
3	2.056	24.237	31.759	35.548	3'23.478	4'57.078 P	304.2	17:34'14.944
4	4.595	26.457	32.004	29.955	33.911	2'06.922 P	163.6	17:36'20.485
5	2.096	24.058	30.868	29.402	33.493	1'59.917	298.3	17:38'12.666
6	2.060	24.042	31.241	29.228	33.221	1'59.792	302.5	17:40'17.630
								17:42'18.011
								17:44'16.969
								17:46'16.019

12° 4 G. VIZZIELLO (1'59.968)								
Lap	Seg. 1	Seg. 2	Seg. 3	Seg. 4	Seg. 5	Lap Time	km/h	Local Time



3	2.097	24.742	35.250	30.687	35.972	2'08.748	299.2	17:36'26.630
4	2.080	25.017	37.222	30.133	38.934	2'13.386	300.8	17:38'40.016
5	2.127	24.578	31.552	30.050	33.892	2'02.199	293.5	17:40'42.215
6	2.131	34.375	50.480	42.902	33.850	2'43.738	292.7	17:43'25.953
7	2.079	24.494	31.299	30.045	33.750	2'01.667	300.0	17:45'27.620

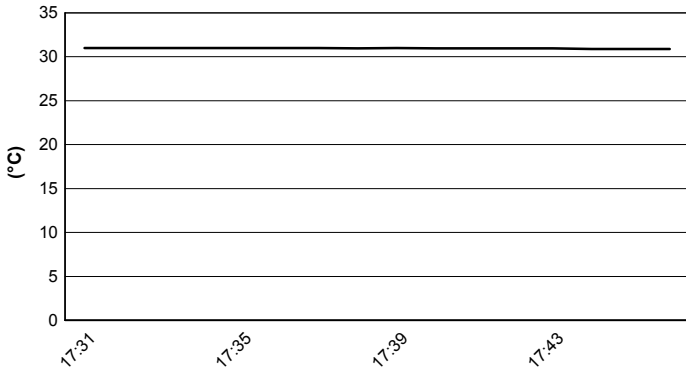
P = Pits In/Out - C = Lap-Time Cancelled

These data/results cannot be reproduced, stored and/or transmitted in whole or in part by any manner of electronic, mechanical, photocopying, recording, broadcasting or otherwise now known or herein after developed without the previous express consent by the copyright owner, except for reproduction in daily press and regular printed publications on sale to the public within 60 days of the event related to those data/results and always provided that copyright symbol appears together as follows below.

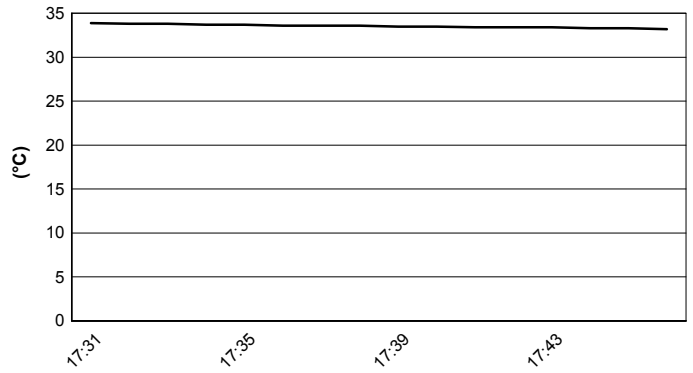
© DORNA WSBK ORGANIZATION Srl 2016

Session started 17:30 Session ended 17:47


Air Temperature




Track Temperature



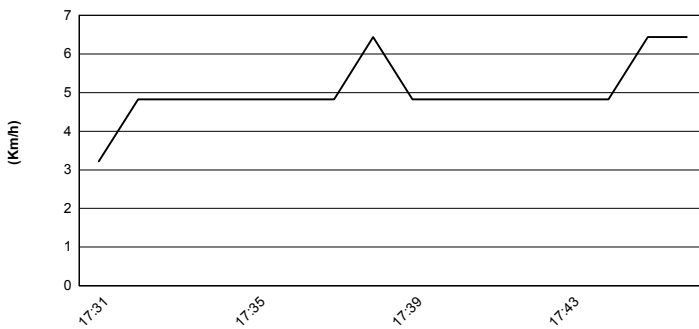
Air Pressure



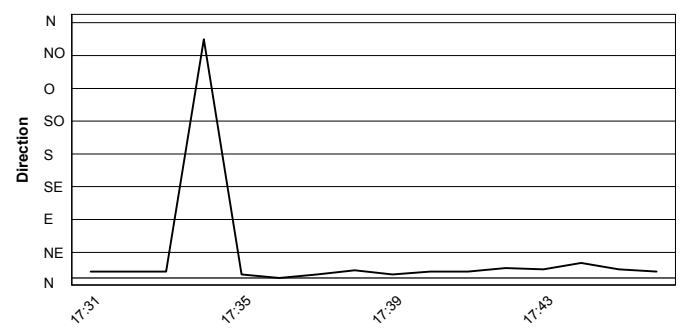
Humidity



Wind Speed



Wind Direction



These data/results cannot be reproduced, stored and/or transmitted in whole or in part by any manner of electronic, mechanical, photocopying, recording, broadcasting or otherwise now known or herein after developed without the previous express consent by the copyright owner, except for reproduction in daily press and regular printed publications on sale to the public within 60 days of the event related to those data/results and always provided that copyright symbol appears together as follows below.
 © DORNA WSBK ORGANIZATION Srl 2016