

## Qatar Round, 28-29-30 October 2016

### World Superbike - Free Practices & Superpole Combined Results

Losail International Circuit 5.380 m

No.	Rider	Nat	Team	Bike	FP 1	FP 2	Laps	Superpole	Gap	Time	Avg
1	<b>J. REA</b>	GBR	Kawasaki Racing Team	Kawasaki ZX-10R	1'58.197	<b>1'57.759</b>	42	<b>1'56.356</b>		<b>1'56.356</b>	166,455
2	<b>69 N. HAYDEN</b>	USA	Honda World Superbike Team	Honda CBR1000RR SP	1'58.944	<b>1'58.365</b>	43	<b>1'56.561</b>	0.205	<b>1'56.561</b>	166,162
3	<b>7 C. DAVIES</b>	GBR	Aruba.it Racing - Ducati	Ducati Panigale R	1'58.460	<b>1'57.712</b>	44	<b>1'56.602</b>	0.246	<b>1'56.602</b>	166,103
4	<b>50 S. GUINTOLI</b>	FRA	Pata Yamaha Official WorldSBK Team	Yamaha YZF R1	1'58.933	<b>1'58.167</b>	38	<b>1'56.866</b>	0.510	<b>1'56.866</b>	165,728
5	<b>66 T. SYKES</b>	GBR	Kawasaki Racing Team	Kawasaki ZX-10R	1'59.954	<b>1'58.415</b>	36	<b>1'56.935</b>	0.579	<b>1'56.935</b>	165,630
6	<b>22 A. LOWES</b>	GBR	Pata Yamaha Official WorldSBK Team	Yamaha YZF R1	1'58.889	<b>1'58.241</b>	41	<b>1'57.014</b>	0.658	<b>1'57.014</b>	165,519
7	<b>12 X. FORÉS</b>	ESP	Barni Racing Team	Ducati Panigale R	1'58.987	<b>1'58.015</b>	34	<b>1'57.018</b>	0.662	<b>1'57.018</b>	165,513
8	<b>32 L. SAVADORI</b>	ITA	IodaRacing Team	Aprilia RSV4 RF	1'59.879	<b>1'58.523</b>	39	<b>1'57.094</b>	0.738	<b>1'57.094</b>	165,406
9	<b>60 M. VAN DER MARK</b>	NED	Honda World Superbike Team	Honda CBR1000RR SP	<b>1'58.673</b>	1'59.032	24	<b>1'57.126</b>	0.770	<b>1'57.126</b>	165,360
10	<b>81 J. TORRES</b>	ESP	Althea BMW Racing Team	BMW S1000 RR	1'59.270	<b>1'58.303</b>	42	<b>1'57.485</b>	1.129	<b>1'57.485</b>	164,855
11	<b>34 D. GIUGLIANO</b>	ITA	Aruba.it Racing - Ducati	Ducati Panigale R	1'59.237	<b>1'58.745</b>	32	<b>1'57.956</b>	1.600	<b>1'57.956</b>	164,197
12	<b>2 L. CAMIER</b>	GBR	MV Agusta Reparto Corse	MV Agusta 1000 F4	2'00.078	<b>1'58.207</b>	37	<b>1'58.480</b>	2.124	<b>1'58.480</b>	163,471
13	<b>35 R. DE ROSA</b>	ITA	Althea BMW Racing Team	BMW S1000 RR	1'59.487	<b>1'59.192</b>	36	<b>1'58.289</b>		<b>1'58.289</b>	163,735
14	<b>25 J. BROOKES</b>	AUS	Milwaukee BMW	BMW S1000 RR	2'00.307	<b>1'59.877</b>	33	<b>1'58.437</b>	0.148	<b>1'58.437</b>	163,530
15	<b>15 A. DE ANGELIS</b>	RSM	IodaRacing Team	Aprilia RSV4 RF	1'59.499	<b>1'59.011</b>	39	<b>1'58.518</b>	0.229	<b>1'58.518</b>	163,418
16	<b>91 L. HASLAM</b>	GBR	Pedercini Racing	Kawasaki ZX-10R	2'05.820	<b>1'58.639</b>	22	<b>1'58.622</b>	0.333	<b>1'58.622</b>	163,275
17	<b>21 M. REITERBERGER</b>	GER	Althea BMW Racing Team	BMW S1000 RR	2'01.081	<b>1'59.526</b>	30	<b>1'58.633</b>	0.344	<b>1'58.633</b>	163,260
18	<b>17 K. ABRAHAM</b>	CZE	Milwaukee BMW	BMW S1000 RR	2'00.552	<b>1'59.198</b>	41	<b>1'58.934</b>	0.645	<b>1'58.934</b>	162,847
19	<b>40 R. RAMOS</b>	ESP	Team GoEleven	Kawasaki ZX-10R	2'02.231	<b>2'00.387</b>	16	<b>1'58.958</b>	0.669	<b>1'58.958</b>	162,814
20	<b>11 S. AL SULAITI</b>	QAT	Pedercini Racing	Kawasaki ZX-10R	2'01.393	<b>2'00.156</b>	35	<b>1'59.734</b>	1.445	<b>1'59.734</b>	161,759
21	<b>99 L. SCASSA</b>	ITA	VFT Racing	Ducati Panigale R	2'01.633	<b>2'00.635</b>	33	<b>1'59.792</b>	1.503	<b>1'59.792</b>	161,680
22	<b>4 G. VIZZIELLO</b>	ITA	Grillini Racing Team	Kawasaki ZX-10R	2'00.919	<b>2'00.900</b>	35	<b>1'59.968</b>	1.679	<b>1'59.968</b>	161,443
23	<b>119 P. SZKOPEK</b>	POL	Team Tóth	Yamaha YZF R1	2'02.491	<b>2'01.633</b>	32	<b>2'00.876</b>	2.587	<b>2'00.876</b>	160,230
24	<b>9 D. SCHMITTER</b>	SUI	Grillini Racing Team	Kawasaki ZX-10R	2'03.193	<b>2'02.307</b>	40	<b>2'01.624</b>	3.335	<b>2'01.624</b>	159,245
25	<b>56 P. SEBESTYÉN</b>	HUN	Team Tóth	Yamaha YZF R1	2'06.934	<b>2'03.625</b>	41	<b>2'01.667</b>	3.378	<b>2'01.667</b>	159,189

29/10/2016

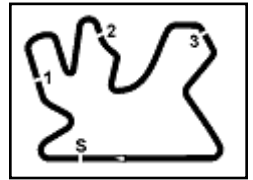
The results are provisional until the end of the time limit for protests and appeals and the completion of the technical checks.

These data/results cannot be reproduced, stored and/or transmitted in whole or in part by any manner of electronic, mechanical, photocopying, recording, broadcasting or otherwise now known or herein after developed without the previous express consent by the copyright owner, except for reproduction in daily press and regular printed publications on sale to the public within 60 days of the event related to those data/results and always provided that copyright symbol appears together as follows below.

© DORNA WSBK ORGANIZATION Srl 2016

FICR PERUGIA TINING





## Qatar Round, 28-29-30 October 2016

### World Superbike - Starting Grid - Race 1

Losail International Circuit 5.380 m

17 Laps x 5,380 km = 91,460 km

1	1	1	2	3	4	5	6	7	8	9	10	11	12	13	14	15	16	17	18	19	20	21	22	23	24	25
1	69	7	50	66	22	12	32	60	81	34	2	35	25	15	91	21	17	40	11	99	4	119	9	56		
REA J.	HAYDEN N.	DAVIES C.	GUINTOLI S.	SYKES T.	LOWES A.	FORÉS X.	SAVADORI L.	VAN DER MARK M.	TORRES J.	GIUGLIANO D.	CAMIER L.	DE ROSA R.	BROOKES J.	DE ANGELIS A.	HASLAM L.	REITERBERGER M.	ABRAHAM K.	RAMOS R.	AL SULAITI S.	SCASSA L.	VIZZIELLO G.	SZKOPEK P.	SCHMITTER D.	SEBESTYÉN P.		
Kawasaki	Honda	Ducati	Yamaha	Kawasaki	Yamaha	Ducati	Aprilia	Honda	BMW	Ducati	MV Agusta	BMW	BMW	Aprilia	Kawasaki	BMW	BMW	Kawasaki	Kawasaki	Ducati	Kawasaki	Yamaha	Kawasaki	Yamaha		
1'56.356 SP2	1'56.561 SP2	1'56.602 SP2	1'56.866 SP2	1'56.935 SP2	1'57.014 SP2	1'57.018 SP2	1'57.094 SP2	1'57.126 SP2	1'57.485 SP2	1'57.956 SP2	1'57.480 SP2	1'58.289 SP1	1'58.437 SP1	1'58.518 SP1	1'58.622 SP1	1'58.633 SP1	1'58.934 SP1	1'58.958 SP1	1'59.734 SP1	1'59.792 SP1	1'59.968 SP1	2'00.876 SP1	2'01.624 SP1	2'01.667 SP1		

Jury President .....

..... Race Director

These data/results cannot be reproduced, stored and/or transmitted in whole or in part by any manner of electronic, mechanical, photocopying, recording, broadcasting or otherwise now known or herein after developed without the previous express consent by the copyright owner, except for reproduction in daily press and regular printed publications on sale to the public within 60 days of the event related to those data/results and always provided that copyright symbol appears together as follows below.

© DORNA WSBK ORGANIZATION Srl 2016

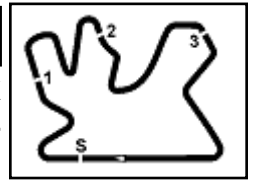
FICR PERGOIA TINING



Official Tyre Supplier



Official Timekeeper



Losail International Circuit 5.380 m

1 / 2

## Qatar Round, 28-29-30 October 2016

### World Superbike - Results Superpole 2

No.	Rider	Nat	Team	Bike	Time	Gap	Rel.	Laps	Speed	
									Avg	Max
1	<b>1 J. REA</b>	GBR	Kawasaki Racing Team	Kawasaki ZX-10R	<b>1'56.356</b>			6	166,455	<b>310,3</b>
2	<b>69 N. HAYDEN</b>	USA	Honda World Superbike Team	Honda CBR1000RR SP	<b>1'56.561</b>	0.205	0.205	6	166,162	<b>311,2</b>
3	<b>7 C. DAVIES</b>	GBR	Aruba.it Racing - Ducati	Ducati Panigale R	<b>1'56.602</b>	0.246	0.041	6	166,103	<b>310,3</b>
4	<b>50 S. GUINTOLI</b>	FRA	Pata Yamaha Official WorldSBK Team	Yamaha YZF R1	<b>1'56.866</b>	0.510	0.264	6	165,728	<b>310,3</b>
5	<b>66 T. SYKES</b>	GBR	Kawasaki Racing Team	Kawasaki ZX-10R	<b>1'56.935</b>	0.579	0.069	5	165,630	<b>309,5</b>
6	<b>22 A. LOWES</b>	GBR	Pata Yamaha Official WorldSBK Team	Yamaha YZF R1	<b>1'57.014</b>	0.658	0.079	6	165,519	<b>305,9</b>
7	<b>12 X. FORÉS</b>	ESP	Barni Racing Team	Ducati Panigale R	<b>1'57.018</b>	0.662	0.004	5	165,513	<b>308,6</b>
8	<b>32 L. SAVADORI</b>	ITA	IodaRacing Team	Aprilia RSV4 RF	<b>1'57.094</b>	0.738	0.076	6	165,406	<b>308,6</b>
9	<b>60 M. VAN DER MARK</b>	NED	Honda World Superbike Team	Honda CBR1000RR SP	<b>1'57.126</b>	0.770	0.032	6	165,360	<b>306,8</b>
10	<b>81 J. TORRES</b>	ESP	Althea BMW Racing Team	BMW S1000 RR	<b>1'57.485</b>	1.129	0.359	7	164,855	<b>309,5</b>
11	<b>34 D. GIUGLIANO</b>	ITA	Aruba.it Racing - Ducati	Ducati Panigale R	<b>1'57.956</b>	1.600	0.471	5	164,197	<b>303,4</b>
12	<b>2 L. CAMIER</b>	GBR	MV Agusta Reparto Corse	MV Agusta 1000 F4	<b>1'58.480</b>	2.124	0.524	7	163,471	<b>301,7</b>

AIR	Humidity:	29%	Temp:	30°C
TRACK	Condition:	Dry	Temp:	32°C

Records	Pole	2015 T.Sykes	1'56.821	165,790	Km/h
	Race	2015 T.Sykes	1'57.317	165,090	Km/h
	Circuit	2015 T.Sykes	1'56.821	165,790	Km/h

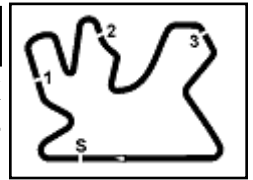
These data/results cannot be reproduced, stored and/or transmitted in whole or in part by any manner of electronic, mechanical, photocopying, recording, broadcasting or otherwise now known or herein after developed without the previous express consent by the copyright owner, except for reproduction in daily press and regular printed publications on sale to the public within 60 days of the event related to those data/results and always provided that copyright symbol appears together as follows below.

© DORNA WSBK ORGANIZATION Srl 2016

Start	End	The results are provisional until the end of the time limit for protests and appeals and the completion of the technical checks.
29/10/2016 17:55	18:12	

FCR PERGGIA TIMING





**Qatar Round, 28-29-30 October 2016**  
**World Superbike - Results Superpole 2**

**Session Highlights**

17.55.08 Start  
18.12.15 End Of Session

**Fastest Laps Sequence**

No.	Rider	Nat	Team	Bike	Local Time	Time	Gap	Avg
1	J. REA	GBR	Kawasaki Racing Team	Kawasaki ZX-10R	17:57'07.451	<b>2'04.403</b>		155,688
1	J. REA	GBR	Kawasaki Racing Team	Kawasaki ZX-10R	17:59'05.373	<b>1'57.922</b>	-6.481	164,244
81	J. TORRES	ESP	Althea BMW Racing Team	BMW S1000 RR	17:59'08.448	<b>1'57.697</b>	-0.225	164,558
66	T. SYKES	GBR	Kawasaki Racing Team	Kawasaki ZX-10R	17:59'42.462	<b>1'57.616</b>	-0.081	164,671
1	J. REA	GBR	Kawasaki Racing Team	Kawasaki ZX-10R	18:01'02.883	<b>1'57.510</b>	-0.106	164,820
81	J. TORRES	ESP	Althea BMW Racing Team	BMW S1000 RR	18:08'52.401	<b>1'57.485</b>	-0.025	164,855
60	M. VAN DER MARK	NED	Honda World Superbike Team	Honda CBR1000RR SP	18:10'02.282	<b>1'57.126</b>	-0.359	165,360
69	N. HAYDEN	USA	Honda World Superbike Team	Honda CBR1000RR SP	18:10'04.110	<b>1'56.561</b>	-0.565	166,162
1	J. REA	GBR	Kawasaki Racing Team	Kawasaki ZX-10R	18:10'53.777	<b>1'56.356</b>	-0.205	166,455

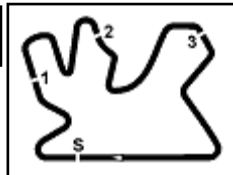
These data/results cannot be reproduced, stored and/or transmitted in whole or in part by any manner of electronic, mechanical, photocopying, recording, broadcasting or otherwise now known or herein after developed without the previous express consent by the copyright owner, except for reproduction in daily press and regular printed publications on sale to the public within 60 days of the event related to those data/results and always provided that copyright symbol appears together as follows below.

© DORNA WSBK ORGANIZATION Srl 2016

	Start	End	The results are provisional until the end of the time limit for protests and appeals
29/10/2016	17:55	18:12	and the completion of the technical checks.

FCR PERDIA TIMING





## Qatar Round, 28-29-30 October 2016 World Superbike - Best Sector & Speed Superpole 2

Losail International Circuit 5,380 m

Best Lap			
1	1 J. REA	Kawasaki ZX-10R	1'56.356
2	69 N. HAYDEN	Honda CBR1000RR SP	1'56.561
3	7 C. DAVIES	Ducati Panigale R	1'56.602
4	50 S. GUINTOLI	Yamaha YZF R1	1'56.866
5	66 T. SYKES	Kawasaki ZX-10R	1'56.935
6	22 A. LOWES	Yamaha YZF R1	1'57.014
7	12 X. FORÉS	Ducati Panigale R	1'57.018
8	32 L. SAVADORI	Aprilia RSV4 RF	1'57.094
9	60 M. VAN DER MARK	Honda CBR1000RR SP	1'57.126
10	81 J. TORRES	BMW S1000 RR	1'57.485
11	34 D. GIUGLIANO	Ducati Panigale R	1'57.956
12	2 L. CAMIER	MV Agusta 1000 F4	1'58.480

Best Sector & Speed			
1	69 N. HAYDEN	Honda CBR1000RR SP	311.2
2	1 J. REA	Kawasaki ZX-10R	310.3
3	7 C. DAVIES	Ducati Panigale R	310.3
4	50 S. GUINTOLI	Yamaha YZF R1	310.3
5	66 T. SYKES	Kawasaki ZX-10R	309.5
6	81 J. TORRES	BMW S1000 RR	309.5
7	12 X. FORÉS	Ducati Panigale R	308.6
8	32 L. SAVADORI	Aprilia RSV4 RF	308.6
9	60 M. VAN DER MARK	Honda CBR1000RR SP	306.8
10	22 A. LOWES	Yamaha YZF R1	305.9
11	34 D. GIUGLIANO	Ducati Panigale R	303.4
12	2 L. CAMIER	MV Agusta 1000 F4	301.7

Seg. 1		Seg. 2		Seg. 3		Seg. 4		Seg. 5	
1	69 N. HAYDEN 1.993	1	66 T. SYKES 23.217	1	69 N. HAYDEN 30.087	1	69 N. HAYDEN 28.473	1	22 A. LOWES 32.421
2	7 C. DAVIES 2.014	2	1 J. REA 23.308	2	7 C. DAVIES 30.090	2	7 C. DAVIES 28.474	2	50 S. GUINTOLI 32.421
3	1 J. REA 2.016	3	69 N. HAYDEN 23.403	3	1 J. REA 30.124	3	1 J. REA 28.481	3	1 J. REA 32.427
4	50 S. GUINTOLI 2.017	4	7 C. DAVIES 23.461	4	50 S. GUINTOLI 30.181	4	32 L. SAVADORI 28.555	4	12 X. FORÉS 32.462
5	66 T. SYKES 2.019	5	50 S. GUINTOLI 23.509	5	81 J. TORRES 30.275	5	66 T. SYKES 28.587	5	69 N. HAYDEN 32.545
6	32 L. SAVADORI 2.020	6	81 J. TORRES 23.528	6	32 L. SAVADORI 30.301	6	60 M. VAN DER MAR 28.588	6	7 C. DAVIES 32.563
7	81 J. TORRES 2.022	7	12 X. FORÉS 23.555	7	60 M. VAN DER MAR 30.306	7	81 J. TORRES 28.615	7	60 M. VAN DER MAR 32.614
8	12 X. FORÉS 2.024	8	22 A. LOWES 23.558	8	66 T. SYKES 30.306	8	12 X. FORÉS 28.626	8	32 L. SAVADORI 32.638
9	60 M. VAN DER MAR 2.039	9	60 M. VAN DER MAR 23.564	9	12 X. FORÉS 30.331	9	22 A. LOWES 28.627	9	81 J. TORRES 32.703
10	22 A. LOWES 2.043	10	32 L. SAVADORI 23.573	10	22 A. LOWES 30.365	10	34 D. GIUGLIANO 28.702	10	34 D. GIUGLIANO 32.705
11	34 D. GIUGLIANO 2.056	11	2 L. CAMIER 23.738	11	34 D. GIUGLIANO 30.556	11	50 S. GUINTOLI 28.732	11	66 T. SYKES 32.706
12	2 L. CAMIER 2.074	12	34 D. GIUGLIANO 23.771	12	2 L. CAMIER 30.561	12	2 L. CAMIER 28.974	12	2 L. CAMIER 33.029

29/10/2016

These data/results cannot be reproduced, stored and/or transmitted in whole or in part by any manner of electronic, mechanical, photocopying, recording, broadcasting or otherwise now known or herein after developed without the previous express consent by the copyright owner, except for reproduction in daily press and regular printed publications on sale to the public within 60 days of the event related to those data/results and always provided that copyright symbol appears together as follows below.

© DORNA WSBK ORGANIZATION Srl 2016

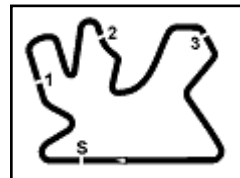
FICR PERIODICA TIMING



Official Tyre Supplier



Official Timekeeper



Losail International Circuit 5.380 m

1 / 1

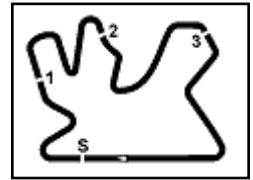
No.	Rider	Nat	Bike	Seg. 1	Seg. 2	Seg. 3	Seg. 4	Seg. 5	Ideal Time		
				Diff. 1	Diff. 2	Diff. 3	Diff. 4	Diff. 5	Best Lap	Pos.	Diff.
1	<b>1 J. REA</b>	GBR	Kawasaki ZX-10R	2.016	23.308	30.124	28.481	32.427	<b>1'56.356</b>	1	0.000
2	<b>69 N. HAYDEN</b>	USA	Honda CBR1000RR SP	<b>1.993</b> 0.060	23.403	<b>30.087</b>	<b>28.473</b>	32.545	<b>1'56.501</b>	2	0.060
3	<b>7 C. DAVIES</b>	GBR	Ducati Panigale R	2.014	23.461	30.090	28.474	32.563	<b>1'56.602</b>	3	0.000
4	<b>66 T. SYKES</b>	GBR	Kawasaki ZX-10R	2.019 0.025	<b>23.217</b>	30.306	28.587	32.706 0.075	<b>1'56.835</b>	5	0.100
5	<b>50 S. GUINTOLI</b>	FRA	Yamaha YZF R1	2.017 0.006	23.509	30.181	28.732	<b>32.421</b>	<b>1'56.860</b>	4	0.006
6	<b>12 X. FORÉS</b>	ESP	Ducati Panigale R	2.024 0.020	23.555	30.331	28.626	32.462	<b>1'56.998</b>	7	0.020
7	<b>22 A. LOWES</b>	GBR	Yamaha YZF R1	2.043	23.558	30.365	28.627	<b>32.421</b>	<b>1'57.014</b>	6	0.000
8	<b>32 L. SAVADORI</b>	ITA	Aprilia RSV4 RF	2.020 0.007	23.573	30.301	28.555	32.638	<b>1'57.087</b>	8	0.007
9	<b>60 M. VAN DER MARK</b>	NED	Honda CBR1000RR SP	2.039 0.015	23.564	30.306	28.588	32.614	<b>1'57.111</b>	9	0.015
10	<b>81 J. TORRES</b>	ESP	BMW S1000 RR	2.022 0.055	23.528 0.007	30.275	28.615	32.703 0.280	<b>1'57.143</b>	10	0.342
11	<b>34 D. GIUGLIANO</b>	ITA	Ducati Panigale R	2.056 0.008	23.771 0.158	30.556	28.702	32.705	<b>1'57.790</b>	11	0.166
12	<b>2 L. CAMIER</b>	GBR	MV Agusta 1000 F4	2.074 0.029	23.738	30.561	28.974 0.075	33.029	<b>1'58.376</b>	12	0.104
<b>Overall Ideal Time</b>				1.993	23.217	30.087	28.473	32.421	<b>1'56.191</b>		

29/10/2016

These data/results cannot be reproduced, stored and/or transmitted in whole or in part by any manner of electronic, mechanical, photocopying, recording, broadcasting or otherwise now known or herein after developed without the previous express consent by the copyright owner, except for reproduction in daily press and regular printed publications on sale to the public within 60 days of the event related to those data/results and always provided that copyright symbol appears together as follows below.  
© DORNA WSBK ORGANIZATION Srl 2016

PIRELLI PERDOLA TUNING





## Qatar Round, 28-29-30 October 2016 World Superbike - Chronological Analysis Superpole 2

Losail International Circuit 5.380 m

1 / 1

### 1° 1 J. REA (1'56.356)

Lap	Seg. 1	Seg. 2	Seg. 3	Seg. 4	Seg. 5	Lap Time	km/h	Local Time
								17:55'03.048
1	4.387	26.183	31.566	29.109	33.158	2'04.403 P	168.2	17:57'07.451
2	2.030	23.469	30.565	28.966	32.892	1'57.922	307.7	17:59'05.373
3	2.027	23.425	30.508	28.873	32.677	1'57.510	307.7	18:01'02.883
4	2.020	26.558	33.234	30.117	3'48.188	5'20.117 P	309.5	18:06'23.000
5	7.977	30.435	42.202	32.269	41.538	2'34.421 P		18:08'57.421
6	2.016	23.308	30.124	28.481	32.427	1'56.356	310.3	18:10'53.777

### 2° 69 N. HAYDEN (1'56.561)

Lap	Seg. 1	Seg. 2	Seg. 3	Seg. 4	Seg. 5	Lap Time	km/h	Local Time
								17:55'09.015
1	4.665	26.942	31.868	29.362	34.009	2'06.846 P	168.2	17:57'15.861
2	2.022	23.659	30.673	29.042	32.587	1'57.983	308.6	17:59'13.844
3	1.993	23.925	30.866	29.121	32.889	1'58.794	311.2	18:01'12.638
4	2.027	24.160	31.550	29.316	3'03.774	4'30.827 P	307.7	18:05'43.465
5	4.553	29.286	38.532	32.796	38.917	2'24.084 P	163.9	18:08'07.549
6	2.053	23.403	30.087	28.473	32.545	1'56.561	304.2	18:10'04.110

### 3° 7 C. DAVIES (1'56.602)

Lap	Seg. 1	Seg. 2	Seg. 3	Seg. 4	Seg. 5	Lap Time	km/h	Local Time
								17:56'05.036
1	4.700	27.438	32.483	30.318	33.080	2'08.019 P	163.1	17:58'13.055
2	2.025	23.526	30.633	28.766	32.702	1'57.652	308.6	18:00'10.707
3	2.026	23.507	30.412	29.062	32.644	1'57.651	308.6	18:02'08.358
4	2.024	24.461	31.355	29.635	2'45.875	4'13.350 P	308.6	18:06'21.708
5	6.940	31.346	40.859	32.138	41.892	2'33.175 P		18:08'54.883
6	2.014	23.461	30.090	28.474	32.563	1'56.602	310.3	18:10'51.485

### 4° 50 S. GUINTOLI (1'56.866)

Lap	Seg. 1	Seg. 2	Seg. 3	Seg. 4	Seg. 5	Lap Time	km/h	Local Time
								17:55'19.895
1	4.817	28.694	32.573	30.416	34.723	2'11.223 P	149.2	17:57'31.118
2	2.025	23.556	30.631	29.220	32.703	1'58.135	308.6	17:59'29.253
3	2.027	23.597	30.586	29.066	32.707	1'57.983	308.6	18:01'27.236
4	2.017	25.170	31.209	29.689	3'22.469	4'50.554 P	308.6	18:06'17.790
5	4.567	28.267	32.687	31.670	33.639	2'10.830 P	157.2	18:08'28.620
6	2.023	23.509	30.181	28.732	32.421	1'56.866	310.3	18:10'25.486

### 5° 66 T. SYKES (1'56.935)

Lap	Seg. 1	Seg. 2	Seg. 3	Seg. 4	Seg. 5	Lap Time	km/h	Local Time
								17:55'37.295
1	5.169	27.186	32.133	29.764	33.299	2'07.551 P	157.0	17:57'44.846
2	2.019	23.476	30.674	28.741	32.706	1'57.616	309.5	17:59'42.462
3	2.024	23.506	31.180	30.326	5'07.039	6'34.075 P	309.5	18:06'16.537
4	4.566	27.347	32.785	31.137	33.324	2'09.159 P	163.9	18:08'25.696
5	2.044	23.217	30.306	28.587	32.781	1'56.935	305.1	18:10'22.631

### 6° 22 A. LOWES (1'57.014)

Lap	Seg. 1	Seg. 2	Seg. 3	Seg. 4	Seg. 5	Lap Time	km/h	Local Time
								17:55'03.468
1	4.334	26.712	35.050	30.140	34.809	2'11.045 P	170.6	17:57'14.513
2	2.058	24.358	30.733	29.006	33.040	1'59.195	304.2	17:59'13.708
3	2.064	23.621	30.498	29.103	32.815	1'58.101	301.7	18:01'11.809
4	2.061	24.858	31.959	30.062	3'10.229	4'39.169 P	302.5	18:05'50.978
5	4.136	27.350	35.228	32.387	38.362	2'17.463 P	173.4	18:08'08.441
6	2.043	23.558	30.365	28.627	32.421	1'57.014	305.9	18:10'05.455

### 7° 12 X. FORÉS (1'57.018)

Lap	Seg. 1	Seg. 2	Seg. 3	Seg. 4	Seg. 5	Lap Time	km/h	Local Time
								17:55'39.252
1	4.920	27.539	33.657	29.292	32.759	2'08.167 P	160.5	17:57'47.419
2	2.024	23.820	30.572	28.814	32.516	1'57.746	308.6	17:59'45.165
3	2.027	26.238	32.495	31.474	5'02.548	6'34.782 P	307.7	18:06'19.947
4	5.543	31.830	33.370	30.810	33.196	2'14.749 P	122.0	18:08'34.696
5	2.044	23.555	30.331	28.626	32.462	1'57.018	305.1	18:10'31.714

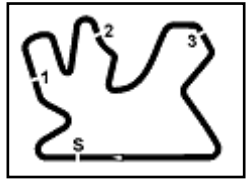
### 8° 32 L. SAVADORI (1'57.094)

Lap	Seg. 1	Seg. 2	Seg. 3	Seg. 4	Seg. 5	Lap Time	km/h	Local Time
								17:55'01.518
1	6.809	26.606	32.135	30.246	36.106	2'11.902 P	148.1	17:57'13.420
2	2.020	26.694	30.836	28.968	32.889	2'01.407	308.6	17:59'14.827
3	2.022	23.638	31.101	28.823	32.795	1'58.379	308.6	18:01'13.206
4	2.028	26.552	31.432	29.531	3'40.336	5'09.879 P	306.8	18:06'23.085

P = Pits In/Out - C = Lap-Time Cancelled

These data/results cannot be reproduced, stored and/or transmitted in whole or in part by any manner of electronic, mechanical, photocopying, recording, broadcasting or otherwise now known or herein after developed without the previous express consent by the copyright owner, except for reproduction in daily press and regular printed publications on sale to the public within 60 days of the event related to those data/results and always provided that copyright symbol appears together as follows below.

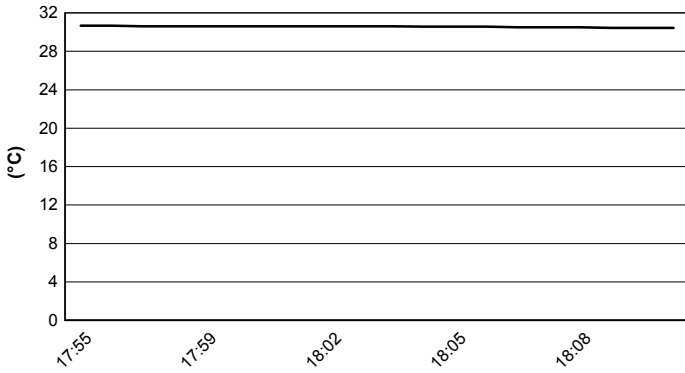
© DORNA WSBK ORGANIZATION Srl 2016



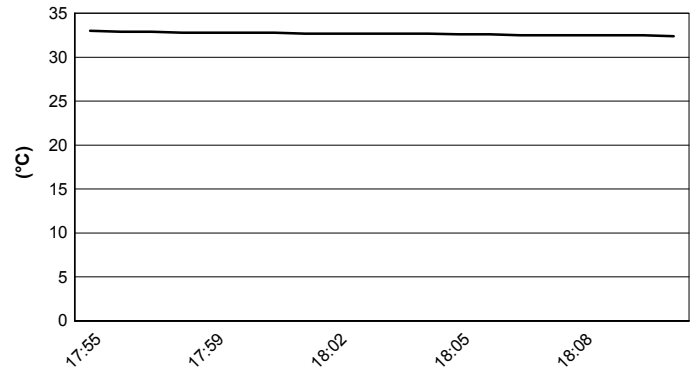
**Qatar Round, 28-29-30 October 2016**  
**World Superbike - Weather Report Superpole 2**

Session started 17:55      Session ended 18:12

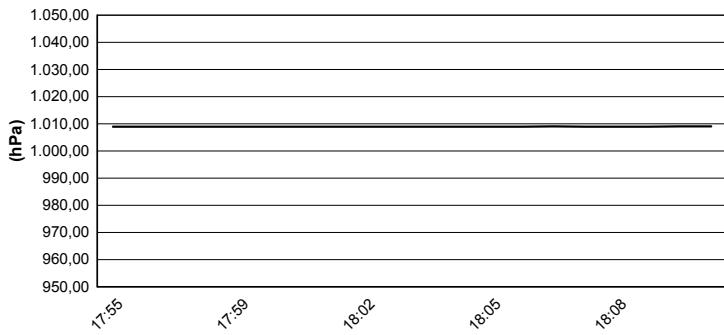
### Air Temperature



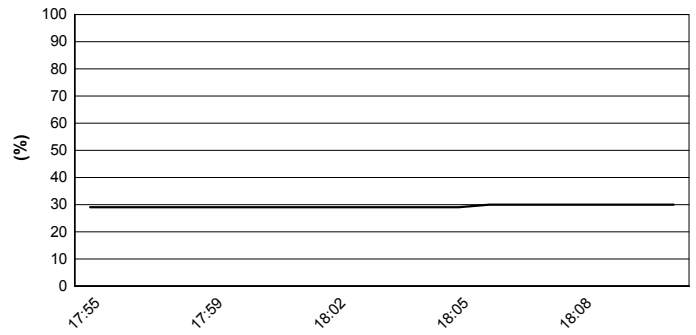
### Track Temperature



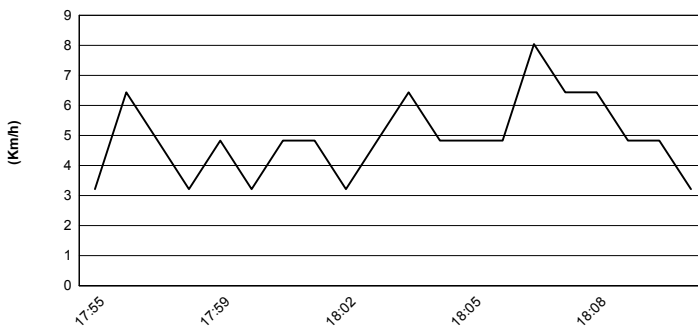
### Air Pressure



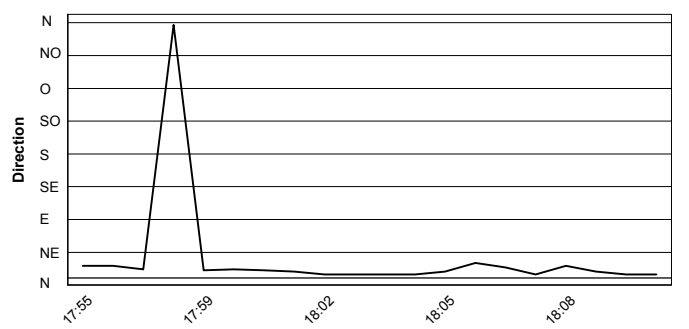
### Humidity



### Wind Speed

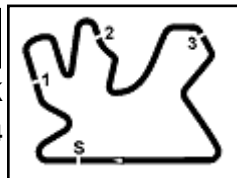


### Wind Direction



These data/results cannot be reproduced, stored and/or transmitted in whole or in part by any manner of electronic, mechanical, photocopying, recording, broadcasting or otherwise now known or herein after developed without the previous express consent by the copyright owner, except for reproduction in daily press and regular printed publications on sale to the public within 60 days of the event related to those data/results and always provided that copyright symbol appears together as follows below.  
© DORNA WSBK ORGANIZATION Srl 2016



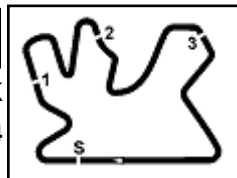


## Qatar Round, 28-29-30 October 2016 World Superbike - TISSOT- Superpole Award

Points	Points From First	Points From Previous	February 28	March 13	April 3	April 17	May 1	May 15	May 29	June 19	July 10	September 18	October 2	October 16	October 28			
			PHILLIP ISLAND	BURIRAM	ARAGON	ASSEN	IMOLA	SEPANG	DONINGTON PARK	MISANO	LAGUNA SECA	LAUSITZRING	MAGNY-COURS	JEREZ	LOSAIL			
1 SYKES Tom (GBR)	284		25	20	25	25	13	25	25	25	25	20	20	25	11			
2 REA Jonathan (GBR)	221	63	16	16	11	13	16	16	13	20	20	10	25	20	25			
3 DAVIES Chaz (GBR)	186	98	35	7	13	13	10	25	11	20	7	13	25	16	10	16		
4 GIUGLIANO Davide (ITA)	151	133	35	20	10	10	16	20	7	11	9	16	8	3	16	5		
5 HAYDEN Nicky (USA)	134	150	17	9	8	6	6	7	13	9	10	10	16	9	11	20		
6 LOWES Alex (GBR)	113	171	21	11	9	16	4	2	20		13	6	4	5	13	10		
7 GUINTOLI Sylvain (FRA)	108	176	5	13	11	20	20	4				7	13	7	13			
8 VAN DER MARK Michael (NED)	105	179	3	10	25	5	11	5	6	4	6	5	6	10	5	7		
9 SAVADORI Lorenzo (ITA)	103	181	2	8		4	5	11	9	16	11	8	13	8	2	8		
10 TORRES Jordi (ESP)	96	188	7	4	6	8	7	10	8	10	4	9	11	4	9	6		
11 CAMIER Leon (GBR)	83	201	13	6	2	9	3	9	4	8	8	4	9	11	6	4		
12 FORÉS Xavi (ESP)	81	203	2	3		7	8	3	1	6	16	11	3	6	8	9		
13 REITERBERGER Markus (GER)	55	229	26	5	7	3	9	8	10		5	5		3				
14 BROOKES Joshua (AUS)	17	267	38	2	3		2	1	2	2		1		2		2		
15 WEST Anthony (AUS)	14	270	3						5		3	2			4			
16 BAIOTTO Matteo (ITA)	11	273	3		4		1	6										
17 ABRAHAM Karel (CZE)	11	273	0		5	1				5								
18 DE ANGELIS Alex (RSM)	11	273	0						3	3		3		1		1		
19 CANEPA Niccolò (ITA)	8	276	3								1	7						
20 RAMOS Román (ESP)	8	276	0		1	2				1	2		1		1			
21 LAGRIVE Matthieu (FRA)	7	277	1											7				
22 BEAUBIER Cameron (USA)	7	277	0							7								

These data/results cannot be reproduced, stored and/or transmitted in whole or in part by any manner of electronic, mechanical, photocopying, recording, broadcasting or otherwise now known or herein after developed without the previous express consent by the copyright owner, except for reproduction in daily press and regular printed publications on sale to the public within 60 days of the event related to those data/results and always provided that copyright symbol appears together as follows below.

© DORNA WSBK ORGANIZATION Srl 2016



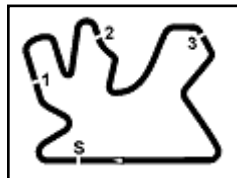
## Qatar Round, 28-29-30 October 2016 World Superbike - TISSOT- Superpole Award

	Points	Points From First	Points From Previous	February 28 PHILLIP ISLAND	March 13 BURIRAM	April 3 ARAGON	April 17 ASSEN	May 1 IMOLA	May 15 SEPANG	May 29 DONINGTON PARK	June 19 MISANO	July 10 LAGUNA SECA	September 18 LAUSITZRING	October 2 MAGNY-COURS	October 16 JEREZ	October 28 LOSAIL			
23 <b>DE ROSA</b> Raffaele (ITA)	3	281	4													3			
24 <b>SCHMITTER</b> Dominic (SUI)	2	282	1										2						
25 <b>BARRIER</b> Sylvain (FRA)	1	283	1	1															

These data/results cannot be reproduced, stored and/or transmitted in whole or in part by any manner of electronic, mechanical, photocopying, recording, broadcasting or otherwise now known or herein after developed without the previous express consent by the copyright owner, except for reproduction in daily press and regular printed publications on sale to the public within 60 days of the event related to those data/results and always provided that copyright symbol appears together as follows below.

© DORNA WSBK ORGANIZATION Srl 2016





## Qatar Round, 28-29-30 October 2016 World Superbike - Superpole Ranking

Losail International Circuit 5.380 m

	2013	2014	2015	2016
<b>01 Phillip Island</b>	Checa (Esp) Duc 1'30.234 (177,3 Km/h)	Guintoli (Fra) Apr 1'30.038 (177,7 Km/h)	Rea (Gbr) Kaw 1'31.212 (175,4 Km/h)	Sykes (Gbr) Kaw 1'30.020 (177,8 Km/h)
<b>02 Buriram</b>			Rea (Gbr) Kaw 1'33.382 (175,6 Km/h)	van der Mark (Ned) Hon 1'33.452 (175,4 Km/h)
<b>03 Aragon</b>	Sykes (Gbr) Kaw 1'56.339 (165,4 Km/h)	Sykes (Gbr) Kaw 1'56.479 (165,2 Km/h)	Haslam (Gbr) Apr 1'49.664 (166,7 Km/h)	Sykes (Gbr) Kaw 1'49.374 (167,1 Km/h)
<b>04 Assen</b>	Sykes (Gbr) Kaw 1'35.043 (172,0 Km/h)	Baz (Fra) Kaw 1'34.357 (173,3 Km/h)	Sykes (Gbr) Kaw 1'34.789 (172,5 Km/h)	Sykes (Gbr) Kaw 1'35.440 (171,3 Km/h)
<b>05 Imola</b>	Sykes (Gbr) Kaw 1'45.981 (167,7 Km/h)	Rea (Gbr) Hon 1'46.289 (167,2 Km/h)	Giugliano (Ita) Duc 1'46.382 (167,0 Km/h)	Davies (Gbr) Duc 1'45.598 (168,3 Km/h)
<b>06 Sepang</b>		Guintoli (Fra) Apr 2'03.002 (162,2 Km/h)	Sykes (Gbr) Kaw 2'03.240 (161,9 Km/h)	Sykes (Gbr) Kaw 2'02.246 (163,2 Km/h)
<b>07 Donington</b>	Sykes (Gbr) Kaw 1'27.378 (165,7 Km/h)	Giugliano (Ita) Duc 1'44.903 (138,1 Km/h)	Sykes (Gbr) Kaw 1'27.071 (166,3 Km/h)	Sykes (Gbr) Kaw 1'26.712 (167,0 Km/h)
<b>08 Misano Adriatico</b>		Sykes (Gbr) Kaw 1'34.883 (160,3 Km/h)	Sykes (Gbr) Kaw 1'34.214 (161,5 Km/h)	Sykes (Gbr) Kaw 1'34.037 (161,8 Km/h)
<b>09 Laguna Seca</b>	Guintoli (Fra) Apr 1'22.683 (157,2 Km/h)	Sykes (Gbr) Kaw 1'21.811 (158,9 Km/h)	Davies (Gbr) Duc 1'22.101 (158,3 Km/h)	Sykes (Gbr) Kaw 1'22.155 (158,2 Km/h)
<b>10 Lausitz</b>				Davies (Gbr) Duc 1'37.883 (156,9 Km/h)
<b>11 Magny-Cours</b>	Sykes (Gbr) Kaw 1'38.592 (161,1 Km/h)	Sykes (Gbr) Kaw 1'36.366 (164,8 Km/h)	Haslam (Gbr) Apr 1'56.404 (136,4 Km/h)	Rea (Gbr) Kaw 1'52.881 (140,7 Km/h)
<b>12 Jerez</b>	Lavery (Irl) Apr 1'40.620 (158,2 Km/h)	Baz (Fra) Kaw 1'40.298 (158,8 Km/h)	Sykes (Gbr) Kaw 1'40.292 (158,8 Km/h)	Sykes (Gbr) Kaw 1'39.190 (160,5 Km/h)
<b>13 Losail</b>		Giugliano (Ita) Duc 1'57.033 (165,5 Km/h)	Sykes (Gbr) Kaw 1'56.821 (165,8 Km/h)	Rea (Gbr) Kaw 1'56.356 (166,5 Km/h)

### 2016

- 8 T. Sykes
- 2 C. Davies
- 2 J. Rea
- 1 M. van der Mark

### ALL TIMES

- |               |                |                  |                   |
|---------------|----------------|------------------|-------------------|
| 43 T. Corser  | 6 J. Kocinski  | 2 A. Yanagawa    | 1 J. Reynolds     |
| 38 T. Sykes   | 6 C. Crutchlow | 2 M. Lucchinelli | 1 S. Hislop       |
| 26 T. Bayliss | 5 D. Giugliano | 2 B. Bostrom     | 1 M. Mladin       |
| 21 C. Fogarty | 5 M. Biaggi    | 2 B. Monti       | 1 R. Xaus         |
| 17 D. Polen   | 4 F. Merkel    | 2 M. Campbell    | 1 M. Tamada       |
| 16 N. Hodgson | 4 J. Toseland  | 2 Y. Nagai       | 1 L. Lanzi        |
| 15 C. Edwards | 4 S. Guintoli  | 2 M. Neukirchner | 1 M. Fabrizio     |
| 11 B. Spies   | 3 S. Mertens   | 2 L. Baz         | 1 A. Badovini     |
| 10 P. Chili   | 3 R. Phillis   | 2 E. Lavery      | 1 F. Nieto        |
| 10 C. Checa   | 3 S. Martin    | 1 M. Doohan      | 1 T. Hill         |
| 9 R. Roche    | 3 C. Vermeulen | 1 D. Chandler    | 1 J. Hopkins      |
| 8 G. Falappa  | 3 Y. Kagayama  | 1 P. Goddard     | 1 M. van der Mark |
| 8 S. Russell  | 3 L. Haslam    | 1 M. Dowson      | 1 M. Melandri     |
| 8 A. Slight   | 3 J. Smrz      | 1 A. Vieira      | 1 I. Jaitovich    |
| 8 J. Rea      | 3 C. Davies    | 1 T. Kipp        |                   |
| 7 N. Haga     | 2 A. Gobert    | 1 S. Crafar      |                   |
| 7 R. Laconi   | 2 D. Tardozi   | 1 R. Burnett     |                   |

These data/results cannot be reproduced, stored and/or transmitted in whole or in part by any manner of electronic, mechanical, photocopying, recording, broadcasting or otherwise now known or herein after developed without the previous express consent by the copyright owner, except for reproduction in daily press and regular printed publications on sale to the public within 60 days of the event related to those data/results and always provided that copyright symbol appears together as follows below.

© DORNA WSBK ORGANIZATION Srl 2016