

Qatar Round, 28-29-30 October 2016

World Supersport - Results Race

Laps 15 = 80,700 Km - Time Of Race 30'51.533 - Avg. 156,908 km/h

Pos	Race	Grid	No. Rider	Nat	Team	Bike	LL	Gap	Fastest Lap	Speed	Qualifying		Ranking		
											Time	Speed	R	Tot	Pos
1	5	111	K. SMITH	GBR	CIA Landlord Insurance Honda	Honda CBR600RR	15		2'02.443	272,7	2'02.025	264,7	25	125	5
2	2	1	K. SOFUOGLU	TUR	Kawasaki Puccetti Racing	Kawasaki ZX-6R	15	0.006	2'02.531	274,1	2'01.680	271,4	20	216	1
3	6	16	J. CLUZEL	FRA	MV Agusta Reparto Corse	MV Agusta F3 675	15	2.164	2'02.664	271,4	2'02.034	270,0	16	142	2
4	9	2	P. JACOBSEN	USA	Honda World Supersport Team	Honda CBR600RR	15	7.519	2'02.743	272,0	2'02.224	268,0	13	135	4
5	3	21	R. KRUMMENACHER	SUI	Kawasaki Puccetti Racing	Kawasaki ZX-6R	15	8.843	2'03.239	270,7	2'01.851	268,0	11	140	3
6	8	86	A. BADOVINI	ITA	Gemar Balloons - Team Lorini	Honda CBR600RR	15	9.324	2'02.957	276,9	2'02.162	269,3	10	86	6
7	7	63	Z. KHAIRUDDIN	MAS	Orelac Racing VerdNatura	Kawasaki ZX-6R	15	12.084	2'02.672	274,8	2'02.103	269,3	9	56	11
8	10	71	C. BERGMAN	SWE	CIA Landlord Insurance Honda	Honda CBR600RR	15	18.278	2'02.959	272,0	2'02.507	265,4	8	30	20
9	21	52	M. ROCCOLI	ITA	MV Agusta Reparto Corse	MV Agusta F3 675	15	21.764	2'02.917	272,7	2'04.294	266,7	7	7	27
10	4	25	A. BALDOLINI	ITA	Race Department ATK#25	MV Agusta F3 675	15	25.040	2'02.669	269,3	2'02.008	267,3	6	80	8
11	14	69	O. JEZEK	CZE	Team GoEleven	Kawasaki ZX-6R	15	33.346	2'03.299	273,4	2'02.976	264,7	5	41	14
12	23	84	L. CRESSON	BEL	RPM84	Yamaha YZF R6	15	38.665	2'03.998	274,1	2'04.779	262,8	4	4	32
13	17	78	H. OKUBO	JPN	CIA Landlord Insurance Honda	Honda CBR600RR	15	38.781	2'04.217	270,0	2'03.534	264,7	3	19	21
14	11	77	K. RYDE	GBR	Schmidt Racing	Kawasaki ZX-6R	15	43.356	2'04.112	270,7	2'02.834	264,1	2	14	25
15	22	83	L. EPIS	AUS	Response RE Racing	Kawasaki ZX-6R	15	43.358	2'04.685	266,7	2'04.735	260,9	1	1	37
16	24	35	S. HILL	GBR	CIA Landlord Insurance Honda	Honda CBR600RR	15	48.742	2'05.180	264,7	2'05.106	262,8			
-----Not Classified-----															
RET	13	64	F. CARICASULO	ITA	Bardahl Evan Bros. Honda Racing	Honda CBR600RR	14	1 Lap	2'02.766	276,2	2'02.664	266,0		75	9
RET	16	11	C. GAMARINO	ITA	Team GoEleven	Kawasaki ZX-6R	6	9 Laps	2'03.078	276,2	2'03.392	263,4		30	19
RET	20	87	L. ZANETTI	ITA	GRT Racing Team	MV Agusta F3 675	6	9 Laps	2'03.656	269,3	2'04.082	264,1		50	13
RET	1	81	L. STAPLEFORD	GBR	Profile Racing	Triumph Daytona 675	6	9 Laps	2'02.974	261,5	2'01.621	264,7		35	16
RET	12	65	M. CANDUCCI	ITA	GRT Racing Team	MV Agusta F3 675	2	13 Laps	2'03.650	265,4	2'03.284	268,0			
RET	19	10	N. CALERO	ESP	Orelac Racing VerdNatura	Kawasaki ZX-6R	1	14 Laps		224,1	2'03.958	266,0		1	39
RET	15	80	X. PINSACH	ESP	Gemar Balloons - Team Lorini	Honda CBR600RR	0				2'03.366	262,1		6	30
RET	18	44	R. ROLFO	ITA	Team Factory Vomag	MV Agusta F3 675	0				2'03.892	262,1		15	24

AIR	Humidity:	48%	Temp:	28°C
TRACK	Condition:	Dry	Temp:	30°C

Records	Pole	2015	K.Sofuoglu	2'00.989	160,080 Km/h
	Race	2014	J.Cluzel	2'01.999	158,760 Km/h
	Circuit	2015	K.Sofuoglu	2'00.989	160,080 Km/h
Race Fastest lap		Lap 2	K.Smith	2'02.443	158,180 Km/h

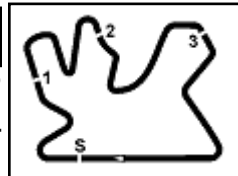
LAP LEADERS					
No.	Rider	From	To	Laps	Total
25	A. BALDOLINI	1	1	1	1
111	K. SMITH	2	3	2	
16	J. CLUZEL	4	5	2	2
111	K. SMITH	6	12	7	
1	K. SOFUOGLU	13	13	1	1
111	K. SMITH	14	15	2	11

TOTAL LEADER LAPS					
No.	Rider	Laps			
1	K. SOFUOGLU	97	64	F. CARICASULO	6
2	P. JACOBSEN	29	13	A. WEST	4
66	N. TUULI	16	86	A. BADOVINI	4
111	K. SMITH	12	4	G. REA	1
63	Z. KHAIRUDDIN	9	25	A. BALDOLINI	1
16	J. CLUZEL	7			
21	R. KRUMMENACHER	7			

Start 19:16 End 19:48 The results are provisional until the end of the time limit for protests and appeals and the completion of the technical checks.

30/10/2016
These data/results cannot be reproduced, stored and/or transmitted in whole or in part by any manner of electronic, mechanical, photocopying, recording, broadcasting or otherwise now known or herein after developed without the previous express consent by the copyright owner, except for reproduction in daily press and regular printed publications on sale to the public within 60 days of the event related to those data/results and always provided that copyright symbol appears together as follows below.

© DORNA WSBK ORGANIZATION Srl 2016



Qatar Round, 28-29-30 October 2016

World Supersport - Results Race

RACE HIGHLIGHTS

19.12.55		Warm-up Lap Start
19.16.27		Start
19.17.21	44 Rolfo	Technical Problem - Turn 6
19.17.51	80 Pinsach	Crashed - Turn 10
19.17.52	81 Stapleford	Crashed - Turn 10
19.17.58	44 Rolfo	Out
19.18.15	81 Stapleford	Re-joined
19.18.42	80 Pinsach	Out
19.18.52		No Jump Start
19.20.50	10 Calero	Entered Pits
19.21.36	80 Pinsach	Medical Center
19.21.46	65 Canducci	Technical Problem - Turn 3
19.22.01	65 Canducci	Out
19.22.32	10 Calero	Retired
19.29.25	87 Zanetti	Technical Problem - Turn 1
19.29.48	11 Gamarino	Technical Problem - Turn 5
19.30.09	87 Zanetti	Out
19.31.03	11 Gamarino	Out
19.31.41	81 Stapleford	Entered Pits
19.32.00	81 Stapleford	Retired
19.46.01	64 Caricasulo	Technical Problem - Turn 5
19.46.15	64 Caricasulo	Re-joined
19.48.15	64 Caricasulo	Entered Pits
19.48.20		End Of Session

30/10/2016 Start End The results are provisional until the end of the time limit for protests and appeals
 19:16 19:48 and the completion of the technical checks.

These data/results cannot be reproduced, stored and/or transmitted in whole or in part by any manner of electronic, mechanical, photocopying, recording, broadcasting or otherwise now known or herein after developed without the previous express consent by the copyright owner, except for reproduction in daily press and regular printed publications on sale to the public within 60 days of the event related to those data/results and always provided that copyright symbol appears together as follows below.

© DORNA WSBK ORGANIZATION Srl 2016

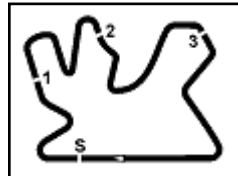
FIKR PERUGIA TIMING



Official Tyre Supplier



Official Timekeeper



Qatar Round, 28-29-30 October 2016

World Supersport - Lap Chart Race

Pos	Lap														
	1	2	3	4	5	6	7	8	9	10	11	12	13	14	15
1	25	111	111	16	16	111	111	111	111	111	111	111	1	111	111
2	21	16	16	111	111	16	16	16	1	1	1	1	111	1	1
3	16	25	25	25	25	25	1	1	16	16	16	16	16	16	16
4	111	2	2	2	1	1	25	25	2	2	2	2	2	2	2
5	2	21	21	1	2	2	2	2	25	25	21	21	21	21	21
6	1	1	1	21	21	21	21	21	21	21	25	25	25	25	86
7	63	11	63	63	63	63	63	63	63	63	63	63	63	63	63
8	11	63	11	11	11	11	64	64	64	64	64	64	64	86	71
9	64	64	86	86	86	52	52	71	86	86	86	86	86	64	52
10	86	86	64	52	52	64	71	52	71	71	71	71	71	71	25
11	71	71	52	64	64	71	86	86	52	52	52	52	52	52	69
12	52	52	71	71	71	86	69	69	69	69	69	69	69	69	84
13	69	65	69	69	69	69	84	84	84	84	84	84	84	84	78
14	65	69	87	87	87	87	83	78	78	78	78	78	78	78	77
15	35	87	78	78	78	84	78	83	83	83	77	77	83	83	83
16	78	35	83	83	83	83	35	77	77	77	83	83	77	77	35
17	87	78	35	35	35	78	77	35	35	35	35	35	35	35	
18	83	83	84	84	84	35									
19	84	84	77	77	77	77									
20	77	77	81	81	81	81									
21	10	81													
22	81														

Final Result		
1	111 K. SMITH	Laps 15
2	1 K. SOFUOGLU	0.006
3	16 J. CLUZEL	2.164
4	2 P. JACOBSEN	7.519
5	21 R. KRUMMENACHER	8.843
6	86 A. BADOVINI	9.324
7	63 Z. KHAIRUDDIN	12.084
8	71 C. BERGMAN	18.278
9	52 M. ROCCOLI	21.764
10	25 A. BALDOLINI	25.040
11	69 O. JEZEK	33.346
12	84 L. CRESSON	38.665
13	78 H. OKUBO	38.781
14	77 K. RYDE	43.356
15	83 L. EPIS	43.358
16	35 S. HILL	48.742
RET	64 F. CARICASULO	1 Lap
RET	11 C. GAMARINO	9 Laps
RET	87 L. ZANETTI	9 Laps
RET	81 L. STAPLEFORD	9 Laps
RET	65 M. CANDUCCI	13 Laps
RET	10 N. CALERO	14 Laps
RET	44 R. ROLFO	
RET	80 X. PINSACH	

These data/results cannot be reproduced, stored and/or transmitted in whole or in part by any manner of electronic, mechanical, photocopying, recording, broadcasting or otherwise now known or herein after developed without the previous express consent by the copyright owner, except for reproduction in daily press and regular printed publications on sale to the public within 60 days of the event related to those data/results and always provided that copyright symbol appears together as follows below.

© DORNA WSBK ORGANIZATION Srl 2016

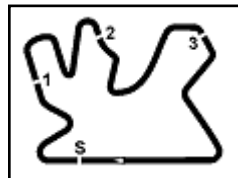
FICR PERUGIA TIMING



Official Tyre Supplier



Official Timekeeper



Qatar Round, 28-29-30 October 2016

World Supersport - Lap Chart Race

2 / 3

Lap 1

1	25 A. Baldolini (ITA)	
2	21 R. Krummenacher (SU)	0.904
3	16 J. Cluzel (FRA)	0.912
4	111 K. Smith (GBR)	0.970
5	2 P. Jacobsen (USA)	1.009
6	1 K. Sofuoglu (TUR)	1.309
7	63 Z. Khairuddin (MAS)	1.710
8	11 C. Gamarino (ITA)	1.811
9	64 F. Caricasulo (ITA)	2.304
10	86 A. Badovini (ITA)	2.560
11	71 C. Bergman (SWE)	2.739
12	52 M. Roccoli (ITA)	3.091
13	69 O. Jezek (CZE)	3.285
14	65 M. Canducci (ITA)	3.552
15	35 S. Hill (GBR)	5.340
16	78 H. Okubo (JPN)	6.539
17	87 L. Zanetti (ITA)	6.561
18	83 L. Epis (AUS)	7.268
19	84 L. Cresson (BEL)	10.485
20	77 K. Ryde (GBR)	11.113
21	10 N. Calero (ESP)	12.266
22	81 L. Stapleford (GBR)	58.206

6	21 R. Krummenacher (SU)	1.947
7	63 Z. Khairuddin (MAS)	2.059
8	11 C. Gamarino (ITA)	2.649
9	86 A. Badovini (ITA)	3.515
10	52 M. Roccoli (ITA)	3.773
11	64 F. Caricasulo (ITA)	4.259
12	71 C. Bergman (SWE)	4.569
13	69 O. Jezek (CZE)	5.849
14	87 L. Zanetti (ITA)	9.144
15	78 H. Okubo (JPN)	10.891
16	83 L. Epis (AUS)	13.012
17	35 S. Hill (GBR)	13.302
18	84 L. Cresson (BEL)	14.640
19	77 K. Ryde (GBR)	15.571
20	81 L. Stapleford (GBR)	59.456

Lap 5

1	16 J. Cluzel (FRA)	
2	111 K. Smith (GBR)	0.029
3	25 A. Baldolini (ITA)	0.338
4	1 K. Sofuoglu (TUR)	1.432
5	2 P. Jacobsen (USA)	1.682
6	21 R. Krummenacher (SU)	1.916
7	63 Z. Khairuddin (MAS)	2.064
8	11 C. Gamarino (ITA)	2.360
9	86 A. Badovini (ITA)	3.121
10	52 M. Roccoli (ITA)	3.522
11	64 F. Caricasulo (ITA)	3.658
12	71 C. Bergman (SWE)	4.161
13	69 O. Jezek (CZE)	6.639
14	87 L. Zanetti (ITA)	10.211
15	78 H. Okubo (JPN)	14.475
16	83 L. Epis (AUS)	14.733
17	35 S. Hill (GBR)	15.115
18	84 L. Cresson (BEL)	15.271
19	77 K. Ryde (GBR)	17.222
20	81 L. Stapleford (GBR)	59.395

Lap 6

1	111 K. Smith (GBR)	
2	16 J. Cluzel (FRA)	0.437
3	25 A. Baldolini (ITA)	0.793
4	1 K. Sofuoglu (TUR)	1.501
5	2 P. Jacobsen (USA)	2.321
6	21 R. Krummenacher (SU)	2.512
7	63 Z. Khairuddin (MAS)	2.759
8	11 C. Gamarino (ITA)	3.186
9	52 M. Roccoli (ITA)	4.487
10	64 F. Caricasulo (ITA)	4.571
11	71 C. Bergman (SWE)	4.862
12	86 A. Badovini (ITA)	5.211
13	69 O. Jezek (CZE)	8.197
14	87 L. Zanetti (ITA)	13.212
15	84 L. Cresson (BEL)	17.518
16	83 L. Epis (AUS)	17.668
17	78 H. Okubo (JPN)	18.741
18	35 S. Hill (GBR)	18.786
19	77 K. Ryde (GBR)	20.162
20	81 L. Stapleford (GBR)	100.184

Lap 7

1	111 K. Smith (GBR)	
2	16 J. Cluzel (FRA)	0.964
3	1 K. Sofuoglu (TUR)	1.640
4	25 A. Baldolini (ITA)	1.909
5	2 P. Jacobsen (USA)	3.134
6	21 R. Krummenacher (SU)	3.290
7	63 Z. Khairuddin (MAS)	3.492
8	64 F. Caricasulo (ITA)	5.359
9	52 M. Roccoli (ITA)	5.972
10	71 C. Bergman (SWE)	6.180
11	86 A. Badovini (ITA)	6.316
12	69 O. Jezek (CZE)	9.388
13	84 L. Cresson (BEL)	19.679
14	83 L. Epis (AUS)	20.480
15	78 H. Okubo (JPN)	21.647

16	35 S. Hill (GBR)	22.394
17	77 K. Ryde (GBR)	22.802

Lap 8

1	111 K. Smith (GBR)	
2	16 J. Cluzel (FRA)	1.465
3	1 K. Sofuoglu (TUR)	1.501
4	25 A. Baldolini (ITA)	2.898
5	2 P. Jacobsen (USA)	3.666
6	21 R. Krummenacher (SU)	4.045
7	63 Z. Khairuddin (MAS)	4.415
8	64 F. Caricasulo (ITA)	6.175
9	71 C. Bergman (SWE)	7.226
10	52 M. Roccoli (ITA)	7.408
11	86 A. Badovini (ITA)	7.464
12	69 O. Jezek (CZE)	10.893
13	84 L. Cresson (BEL)	22.028
14	78 H. Okubo (JPN)	23.931
15	83 L. Epis (AUS)	23.943
16	77 K. Ryde (GBR)	25.623
17	35 S. Hill (GBR)	26.427

Lap 9

1	111 K. Smith (GBR)	
2	1 K. Sofuoglu (TUR)	1.463
3	16 J. Cluzel (FRA)	1.692
4	2 P. Jacobsen (USA)	4.159
5	25 A. Baldolini (ITA)	4.169
6	21 R. Krummenacher (SU)	4.525
7	63 Z. Khairuddin (MAS)	5.397
8	64 F. Caricasulo (ITA)	6.695
9	86 A. Badovini (ITA)	8.072
10	71 C. Bergman (SWE)	8.339
11	52 M. Roccoli (ITA)	8.976
12	69 O. Jezek (CZE)	13.149
13	84 L. Cresson (BEL)	24.123
14	78 H. Okubo (JPN)	26.548
15	83 L. Epis (AUS)	26.915
16	77 K. Ryde (GBR)	27.685
17	35 S. Hill (GBR)	29.859

Lap 10

1	111 K. Smith (GBR)	
2	1 K. Sofuoglu (TUR)	0.725
3	16 J. Cluzel (FRA)	1.089
4	2 P. Jacobsen (USA)	4.277
5	25 A. Baldolini (ITA)	5.106
6	21 R. Krummenacher (SU)	5.150
7	63 Z. Khairuddin (MAS)	6.176
8	64 F. Caricasulo (ITA)	7.238
9	86 A. Badovini (ITA)	8.207
10	71 C. Bergman (SWE)	8.778
11	52 M. Roccoli (ITA)	10.259
12	69 O. Jezek (CZE)	15.106
13	84 L. Cresson (BEL)	26.232
14	78 H. Okubo (JPN)	27.769
15	83 L. Epis (AUS)	29.766
16	77 K. Ryde (GBR)	29.944
17	35 S. Hill (GBR)	32.977

Lap 11

1	111 K. Smith (GBR)	
2	1 K. Sofuoglu (TUR)	0.686
3	16 J. Cluzel (FRA)	1.130
4	2 P. Jacobsen (USA)	5.186
5	21 R. Krummenacher (SU)	5.679
6	25 A. Baldolini (ITA)	6.324
7	63 Z. Khairuddin (MAS)	7.147
8	64 F. Caricasulo (ITA)	8.164
9	86 A. Badovini (ITA)	8.366
10	71 C. Bergman (SWE)	10.163
11	52 M. Roccoli (ITA)	12.261
12	69 O. Jezek (CZE)	17.329
13	84 L. Cresson (BEL)	28.659
14	78 H. Okubo (JPN)	29.667

Lap 12

1	111 K. Smith (GBR)	
2	1 K. Sofuoglu (TUR)	0.012
3	16 J. Cluzel (FRA)	1.187
4	2 P. Jacobsen (USA)	5.301
5	21 R. Krummenacher (SU)	6.087
6	25 A. Baldolini (ITA)	6.910
7	63 Z. Khairuddin (MAS)	7.646
8	64 F. Caricasulo (ITA)	8.414
9	86 A. Badovini (ITA)	8.474
10	71 C. Bergman (SWE)	11.918
11	52 M. Roccoli (ITA)	13.923
12	69 O. Jezek (CZE)	19.177
13	84 L. Cresson (BEL)	30.913
14	78 H. Okubo (JPN)	31.244
15	77 K. Ryde (GBR)	33.857
16	83 L. Epis (AUS)	34.477
17	35 S. Hill (GBR)	39.015

Lap 13

1	1 K. Sofuoglu (TUR)	
2	111 K. Smith (GBR)	0.078
3	16 J. Cluzel (FRA)	1.527
4	2 P. Jacobsen (USA)	5.973
5	21 R. Krummenacher (SU)	7.176
6	25 A. Baldolini (ITA)	7.601
7	63 Z. Khairuddin (MAS)	8.315
8	64 F. Caricasulo (ITA)	9.104
9	86 A. Badovini (ITA)	9.238
10	71 C. Bergman (SWE)	14.319
11	52 M. Roccoli (ITA)	16.110
12	69 O. Jezek (CZE)	21.829
13	84 L. Cresson (BEL)	33.140
14	78 H. Okubo (JPN)	33.348
15	83 L. Epis (AUS)	36.940
16	77 K. Ryde (GBR)	37.609
17	35 S. Hill (GBR)	42.358

Lap 14

1	111 K. Smith (GBR)	
2	1 K. Sofuoglu (TUR)	0.111
3	16 J. Cluzel (FRA)	2.187
4	2 P. Jacobsen (USA)	7.283
5	21 R. Krummenacher (SU)	8.203
6	25 A. Baldolini (ITA)	8.521
7	63 Z. Khairuddin (MAS)	9.556
8	86 A. Badovini (ITA)	9.594
9	64 F. Caricasulo (ITA)	12.198
10	71 C. Bergman (SWE)	16.569
11	52 M. Roccoli (ITA)	18.359
12	69 O. Jezek (CZE)	25.797
13	84 L. Cresson (BEL)	35.822
14	78 H. Okubo (JPN)	36.150
15	83 L. Epis (AUS)	40.280
16	77 K. Ryde (GBR)	40.426
17	35 S. Hill (GBR)	45.381

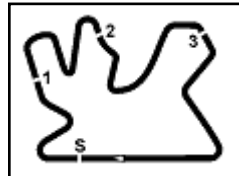
Lap 15

1	111 K. Smith (GBR)	
2	1 K. Sofuoglu (TUR)	0.006
3	16 J. Cluzel (FRA)	2.164
4	2 P. Jacobsen (USA)	7.519
5	21 R. Krummenacher (SU)	8.843
6	86 A. Badovini (ITA)	9.324
7	63 Z. Khairuddin (MAS)	12.084
8	71 C. Bergman (SWE)	18.278
9	52 M. Roccoli (ITA)	21.764
10	25 A. Baldolini (ITA)	25.040
11	69 O. Jezek (CZE)	33.346
12	84 L. Cresson (BEL)	38.665
13	78 H. Okubo (JPN)	38.781

This data/results cannot be reproduced, stored and/or transmitted in whole or in part by any manner of electronic, mechanical, photocopying, recording, broadcasting or otherwise now known or herein after developed without the previous express consent by the copyright owner, except for reproduction in daily press and regular printed publications on sale to the public within 60 days of the event related to those data/results and always provided that copyright symbol appears together as follows below.

© DORNA WSBK ORGANIZATION Srl 2016





14	77 K.Ryde (GBR)	43.356
15	83 L.Epis (AUS)	43.358
16	35 S.Hill (GBR)	48.742

These data/results cannot be reproduced, stored and/or transmitted in whole or in part by any manner of electronic, mechanical, photocopying, recording, broadcasting or otherwise now known or herein after developed without the previous express consent by the copyright owner, except for reproduction in daily press and regular printed publications on sale to the public within 60 days of the event related to those data/results and always provided that copyright symbol appears together as follows below.

© DORNA WSBK ORGANIZATION Srl 2016

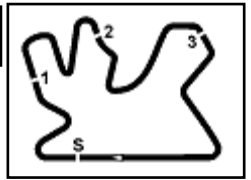
FICR PERUGIA TIMING



Official Tyre Supplier



Official Timekeeper



Qatar Round, 28-29-30 October 2016

World Supersport - Best Sector & Speed Race

Losail International Circuit 5,380 m

Results

Pos	Rank	Name	Team	Laps
1	111	K. SMITH	Honda CBR600RR	15
2	1	K. SOFUOGLU	Kawasaki ZX-6R	0.006
3	16	J. CLUZEL	MV Austa F3 675	2.164
4	2	P. JACOBSEN	Honda CBR600RR	7.519
5	21	R. KRUMMENACHER	Kawasaki ZX-6R	8.843
6	86	A. BADOVINI	Honda CBR600RR	9.324
7	63	Z. KHAIRUDDIN	Kawasaki ZX-6R	12.084
8	71	C. BERGMAN	Honda CBR600RR	18.278
9	52	M. ROCCOLI	MV Austa F3 675	21.764
10	25	A. BALDOLINI	MV Austa F3 675	25.040
11	69	O. JEZEK	Kawasaki ZX-6R	33.346
12	84	L. CRESSON	Yamaha YZF R6	38.665
13	78	H. OKUBO	Honda CBR600RR	38.781
14	77	K. RYDE	Kawasaki ZX-6R	43.356
15	83	L. EPIS	Kawasaki ZX-6R	43.358
16	35	S. HILL	Honda CBR600RR	48.742
RET	64	F. CARICASULO	Honda CBR600RR	1 Lap
RET	11	C. GAMARINO	Kawasaki ZX-6R	9 Laps
RET	87	L. ZANETTI	MV Austa F3 675	9 Laps
RET	81	L. STAPLEFORD	Triumph Daytona 675	9 Laps
RET	65	M. CANDUCCI	MV Austa F3 675	13 Laps
RET	10	N. CALERO	Kawasaki ZX-6R	14 Laps
RET	44	R. ROLFO	MV Austa F3 675	
RET	80	X. PINSACH	Honda CBR600RR	

Best Sector & Speed

Pos	Rank	Name	Team	Time
1	86	A. BADOVINI	Honda CBR600RR	276.9
2	11	C. GAMARINO	Kawasaki ZX-6R	276.2
3	64	F. CARICASULO	Honda CBR600RR	276.2
4	63	Z. KHAIRUDDIN	Kawasaki ZX-6R	274.8
5	1	K. SOFUOGLU	Kawasaki ZX-6R	274.1
6	84	L. CRESSON	Yamaha YZF R6	274.1
7	69	O. JEZEK	Kawasaki ZX-6R	273.4
8	111	K. SMITH	Honda CBR600RR	272.7
9	52	M. ROCCOLI	MV Austa F3 675	272.7
10	2	P. JACOBSEN	Honda CBR600RR	272.0
11	71	C. BERGMAN	Honda CBR600RR	272.0
12	16	J. CLUZEL	MV Austa F3 675	271.4
13	21	R. KRUMMENACHER	Kawasaki ZX-6R	270.7
14	77	K. RYDE	Kawasaki ZX-6R	270.7
15	78	H. OKUBO	Honda CBR600RR	270.0
16	87	L. ZANETTI	MV Austa F3 675	269.3
17	25	A. BALDOLINI	MV Austa F3 675	269.3
18	83	L. EPIS	Kawasaki ZX-6R	266.7
19	65	M. CANDUCCI	MV Austa F3 675	265.4
20	35	S. HILL	Honda CBR600RR	264.7
21	81	L. STAPLEFORD	Triumph Daytona 675	261.5
22	10	N. CALERO	Kawasaki ZX-6R	224.1

Seg. 1		Seg. 2		Seg. 3		Seg. 4		Seg. 5						
1	86 A. BADOVINI	2.254	1	1 K. SOFUOGLU	24.296	1	81 L. STAPLEFORD	31.189	1	111 K. SMITH	29.707	1	2 P. JACOBSEN	34.294
2	11 C. GAMARINO	2.265	2	16 J. CLUZEL	24.419	2	63 Z. KHAIRUDDIN	31.252	2	25 A. BALDOLINI	29.729	2	1 K. SOFUOGLU	34.344
3	63 Z. KHAIRUDDIN	2.266	3	64 F. CARICASULO	24.420	3	111 K. SMITH	31.262	3	2 P. JACOBSEN	29.785	3	63 Z. KHAIRUDDIN	34.421
4	64 F. CARICASULO	2.269	4	111 K. SMITH	24.435	4	1 K. SOFUOGLU	31.309	4	52 M. ROCCOLI	29.793	4	64 F. CARICASULO	34.455
5	1 K. SOFUOGLU	2.275	5	25 A. BALDOLINI	24.452	5	16 J. CLUZEL	31.360	5	16 J. CLUZEL	29.837	5	86 A. BADOVINI	34.467
6	84 L. CRESSON	2.278	6	71 C. BERGMAN	24.480	6	71 C. BERGMAN	31.428	6	63 Z. KHAIRUDDIN	29.854	6	16 J. CLUZEL	34.485
7	111 K. SMITH	2.279	7	86 A. BADOVINI	24.506	7	11 C. GAMARINO	31.474	7	86 A. BADOVINI	29.867	7	25 A. BALDOLINI	34.489
8	69 O. JEZEK	2.287	8	52 M. ROCCOLI	24.532	8	86 A. BADOVINI	31.477	8	11 C. GAMARINO	29.880	8	52 M. ROCCOLI	34.492
9	2 P. JACOBSEN	2.294	9	21 R. KRUMMENAC	24.566	9	64 F. CARICASULO	31.479	9	71 C. BERGMAN	29.909	9	21 R. KRUMMENAC	34.507
10	52 M. ROCCOLI	2.295	10	65 M. CANDUCCI	24.580	10	69 O. JEZEK	31.534	10	1 K. SOFUOGLU	29.925	10	71 C. BERGMAN	34.518
11	21 R. KRUMMENAC	2.295	11	2 P. JACOBSEN	24.601	11	2 P. JACOBSEN	31.542	11	21 R. KRUMMENAC	29.952	11	11 C. GAMARINO	34.519
12	71 C. BERGMAN	2.301	12	81 L. STAPLEFORD	24.605	12	87 L. ZANETTI	31.575	12	69 O. JEZEK	29.967	12	111 K. SMITH	34.525
13	16 J. CLUZEL	2.302	13	11 C. GAMARINO	24.638	13	21 R. KRUMMENAC	31.578	13	64 F. CARICASULO	30.003	13	81 L. STAPLEFORD	34.619
14	78 H. OKUBO	2.305	14	87 L. ZANETTI	24.649	14	52 M. ROCCOLI	31.607	14	65 M. CANDUCCI	30.023	14	84 L. CRESSON	34.652
15	87 L. ZANETTI	2.309	15	77 K. RYDE	24.685	15	25 A. BALDOLINI	31.609	15	83 L. EPIS	30.078	15	69 O. JEZEK	34.674
16	77 K. RYDE	2.310	16	69 O. JEZEK	24.699	16	84 L. CRESSON	31.793	16	81 L. STAPLEFORD	30.137	16	65 M. CANDUCCI	34.732
17	25 A. BALDOLINI	2.319	17	84 L. CRESSON	24.732	17	78 H. OKUBO	31.848	17	78 H. OKUBO	30.152	17	77 K. RYDE	34.759
18	83 L. EPIS	2.337	18	63 Z. KHAIRUDDIN	24.745	18	65 M. CANDUCCI	31.874	18	87 L. ZANETTI	30.191	18	87 L. ZANETTI	34.791
19	65 M. CANDUCCI	2.341	19	78 H. OKUBO	24.847	19	77 K. RYDE	31.906	19	77 K. RYDE	30.321	19	78 H. OKUBO	34.884
20	35 S. HILL	2.363	20	35 S. HILL	25.022	20	83 L. EPIS	31.909	20	84 L. CRESSON	30.326	20	83 L. EPIS	35.068
21	81 L. STAPLEFORD	2.387	21	83 L. EPIS	25.055	21	35 S. HILL	32.066	21	35 S. HILL	30.395	21	35 S. HILL	35.117
22	10 N. CALERO	2.838	22	10 N. CALERO	28.084	22	80 X. PINSACH	32.387	22	10 N. CALERO	32.681	22	10 N. CALERO	38.010
						23	10 N. CALERO	35.336						

30/10/2016

These data/results cannot be reproduced, stored and/or transmitted in whole or in part by any manner of electronic, mechanical, photocopying, recording, broadcasting or otherwise now known or herein after developed without the previous express consent by the copyright owner, except for reproduction in daily press and regular printed publications on sale to the public within 60 days of the event related to those data/results and always provided that copyright symbol appears together as follows below.

© DORNA WSBK ORGANIZATION Srl 2016

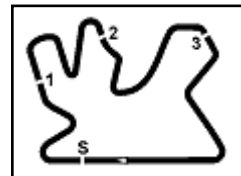
FICR PERUGIA TIMING



Official Tyre Supplier



Official Timekeeper



Qatar Round, 28-29-30 October 2016

World Supersport - Chronological Analysis Race

Losail International Circuit 5.380 m

Start at 19:16'09.894

1 / 3

111 K. SMITH (2'02.443)								
Lap	Seg. 1	Seg. 2	Seg. 3	Seg. 4	Seg. 5	Lap Time	km/h	Local Time
1			31.828	30.089	34.799	2'09.734		19:18'19.628
2	2.279	24.437	31.391	29.707	34.629	2'02.443	272.7	19:20'22.071
3	2.389	24.439	31.262	29.892	34.608	2'02.590	261.5	19:22'24.661
4	2.389	24.504	31.411	29.904	34.770	2'02.978	261.5	19:24'27.639
5	2.389	24.534	31.611	30.148	34.712	2'03.394	260.9	19:26'31.033
6	2.316	24.582	31.372	29.866	34.525	2'02.661	267.3	19:28'33.694
7	2.374	24.435	31.384	29.781	34.563	2'02.537	262.8	19:30'36.231
8	2.377	24.528	31.340	29.882	34.548	2'02.675	262.1	19:32'38.906
9	2.374	24.448	31.293	30.086	34.587	2'02.788	262.8	19:34'41.694
10	2.377	24.442	31.514	30.163	34.773	2'03.269	262.1	19:36'44.963
11	2.374	24.456	31.421	30.024	34.605	2'02.880	262.8	19:38'47.843
12	2.374	24.633	31.540	30.283	34.672	2'03.502	262.8	19:40'51.345
13	2.382	24.657	31.681	30.070	34.541	2'03.331	261.5	19:42'54.676
14	2.294	24.441	31.558	29.983	34.705	2'02.981	271.4	19:44'57.657
15	2.376	24.734	31.742	30.064	34.854	2'03.770	262.1	19:47'01.427

1 K. SOFUOGLU (2'02.531)								
Lap	Seg. 1	Seg. 2	Seg. 3	Seg. 4	Seg. 5	Lap Time	km/h	Local Time
1			32.129	30.475	34.495	2'10.073		19:18'19.967
2	2.275	24.845	31.667	30.200	34.487	2'03.474	274.1	19:20'23.441
3	2.312	24.484	31.684	29.988	34.344	2'02.812	270.0	19:22'26.253
4	2.278	24.364	31.656	30.042	34.578	2'02.918	271.4	19:24'29.171
5	2.309	24.540	31.874	29.982	34.560	2'03.265	270.0	19:26'32.436
6	2.366	24.374	31.557	29.925	34.537	2'02.759	263.4	19:28'35.195
7	2.329	24.296	31.563	29.990	34.498	2'02.676	268.0	19:30'37.871
8	2.340	24.387	31.436	29.959	34.414	2'02.536	266.7	19:32'40.407
9	2.293	24.423	31.309	29.993	34.732	2'02.750	270.7	19:34'43.157
10	2.351	24.315	31.322	29.986	34.557	2'02.531	264.7	19:36'45.688
11	2.336	24.316	31.568	30.023	34.598	2'02.841	266.7	19:38'48.529
12	2.340	24.308	31.437	30.262	34.481	2'02.828	266.0	19:40'51.357
13	2.328	24.500	31.659	30.043	34.711	2'03.241	266.7	19:42'54.598
14	2.353	24.684	31.609	29.959	34.565	2'03.170	264.7	19:44'57.768
15	2.301	24.586	31.646	30.129	35.003	2'03.665	270.7	19:47'01.433

16 J. CLUZEL (2'02.664)								
Lap	Seg. 1	Seg. 2	Seg. 3	Seg. 4	Seg. 5	Lap Time	km/h	Local Time
1			31.981	30.063	34.923	2'09.676		19:18'19.570
2	2.354	24.580	31.398	29.837	34.495	2'02.664	264.7	19:20'22.234
3	2.345	24.467	31.360	29.923	34.598	2'02.693	266.0	19:22'24.927
4	2.345	24.419	31.499	29.935	34.512	2'02.710	266.7	19:24'27.637
5	2.346	24.455	31.553	30.239	34.774	2'03.367	265.4	19:26'31.004
6	2.377	24.672	31.494	29.945	34.639	2'03.127	260.9	19:28'34.131
7	2.333	24.422	31.513	30.150	34.646	2'03.064	268.0	19:30'37.195
8	2.348	24.570	31.582	30.095	34.581	2'03.176	265.4	19:32'40.371
9	2.336	24.516	31.485	30.087	34.591	2'03.015	266.7	19:34'43.386
10	2.302	24.463	31.424	29.992	34.485	2'02.666	271.4	19:36'46.052
11	2.319	24.453	31.575	30.039	34.535	2'02.921	270.0	19:38'48.973
12	2.315	24.648	31.598	30.240	34.758	2'03.559	270.0	19:40'52.325
13	2.330	24.571	31.620	30.341	34.731	2'03.593	268.0	19:42'56.125
14	2.331	24.765	31.704	30.261	34.658	2'03.719	267.3	19:44'59.844
15	2.348	24.618	31.709	30.333	34.739	2'03.747	265.4	19:47'03.591

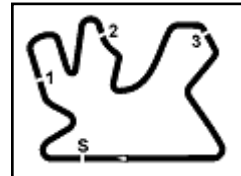
2 P. JACOBSEN (2'02.743)								
Lap	Seg. 1	Seg. 2	Seg. 3	Seg. 4	Seg. 5	Lap Time	km/h	Local Time
1			32.258	30.015	34.345	2'09.773		19:18'19.667
2	2.312	24.892	31.662	30.104	34.294	2'03.264	268.7	19:20'22.931
3	2.305	24.601	31.542	29.785	34.510	2'02.743	270.7	19:22'25.674
4	2.316	24.733	31.627	30.119	34.459	2'03.254	269.3	19:24'28.928
5	2.314	24.655	32.231	30.133	34.425	2'03.758	269.3	19:26'32.686
6	2.294	24.779	31.726	29.998	34.532	2'03.329	272.0	19:28'36.015
7	2.321	24.648	31.696	30.046	34.639	2'03.350	268.7	19:30'39.365
8	2.321	24.768	31.652	30.023	34.443	2'03.207	268.7	19:32'42.572
9	2.314	24.679	31.760	30.158	34.370	2'03.281	270.0	19:34'45.853
10	2.301	24.701	31.728	30.116	34.541	2'03.387	270.7	19:36'49.240
11	2.330	24.748	31.893	30.193	34.625	2'03.789	267.3	19:38'53.029
12	2.328	24.744	31.787	30.211	34.547	2'03.617	267.3	19:40'56.646
13	2.328	24.837	31.824	30.258	34.678	2'03.925	268.0	19:43'00.571
14	2.326	24.855	32.085	30.389	34.714	2'04.369	268.0	19:45'04.940
15	2.322	24.752	31.939	30.291	34.702	2'04.006	268.0	19:47'08.946

21 R. KRUMMENACHER (2'03.239)								
Lap	Seg. 1	Seg. 2	Seg. 3	Seg. 4	Seg. 5	Lap Time	km/h	Local Time
1			31.938	30.361	34.811	2'09.668		19:18'19.562
2	2.350	24.794	31.578	30.054	34.632	2'03.408	262.8	19:20'22.970
3	2.338	24.718	31.681	29.960	34.542	2'03.239	266.7	19:22'26.209

4	2.342	24.866	31.689	29.952	34.526	2'03.375	266.7	19:24'29.584
5	2.322	24.587	31.746	30.144	34.537	2'03.336	268.7	19:26'32.920
6	2.317	24.742	31.689	29.986	34.552	2'03.286	269.3	19:28'36.206
7	2.307	24.683	31.698	30.043	34.584	2'03.315	270.7	19:30'39.521
8	2.308	24.744	31.694	30.177	34.507	2'03.430	270.7	19:32'42.951
9	2.327	24.566	31.729	30.114	34.532	2'03.268	268.7	19:34'46.219
10	2.317	24.786	31.952	30.198	34.641	2'03.894	270.0	19:36'50.113
11	2.295	24.610	31.632	30.181	34.691	2'03.409	270.7	19:38'53.522
12	2.339	24.722	31.815	30.274	34.760	2'03.910	266.7	19:40'57.432
13	2.343	24.705	32.196	30.345	34.753	2'04.342	266.0	19:43'01.774
14	2.347	24.792	31.899	30.347	34.701	2'04.086	265.4	19:45'05.860
15	2.341	24.818	31.996	30.522	34.733	2'04.410	266.0	19:47'10.270

86 A. BADOVINI (2'02.957)								
Lap	Seg. 1	Seg. 2	Seg. 3	Seg. 4	Seg. 5	Lap Time	km/h	Local Time
1			32.731	30.261	34.599	2'11.324		19:18'21.218
2	2.274	24.668	31.641	29.970	34.467	2'02.957	275.5	19:20'24.175
3	2.254	25.455	31.629	29.970	34.607	2'03.915	276.9	19:22'28.090
4	2.321	24.636	31.514	29.867	34.724	2'03.062	270.0	19:24'31.152
5	2.320	24.572	31.478	29.951	34.652	2'02.973	270.0	19:26'34.125
6	2.299	26.012	31.553	30.242	34.674	2'04.780	272.7	19:28'38.905
7	2.293	25.712	31.905	30.176	34.556	2'03.642	273.4	19:30'42.547
8	2.275	25.023	31.811	30.094	34.620	2'03.823	274.1	19:32'46.370
9	2.275	24.603	31.734	30.155	34.629	2'03.396	274.1	19:34'49.766
10	2.330	24.506	31.619	30.124	34.825	2'03.404	268.0	19:36'53.100
11	2.320	24.559	31.477	30.021	34.662	2'03.039	269.3	19:38'56.209
12	2.288	24.823	31.902	30.052	34.545	2'03.610	272.7	19:40'59.819
13	2.277	25.021	32.084	30.071	34.564	2'04.017	273.4	19:43'03.836
14	2.273	24.618	31.771	30.234	34.519	2'03.415	275.5	19:45'07.251
15	2.272	24.708	31.537	30.147	34.836	2'03.500	274.1	19:47'10.751

63 Z. KHAIRUDDIN (2'02.672)								
Lap	Seg. 1	Seg. 2	Seg. 3	Seg. 4	Seg. 5	Lap Time	km/h	Local Time
1			32.232	30.194	34.716	2'10.474		19:18'20.368
2	2.295	25.121	31.519	29.994	34.566	2'03.495	272.7	19:20'23.863
3	2.297	24.806	31.252	29.854	34.463	2'02.672	270.7	19:22'26.535
4	2.289	24.866	31.657	29.928	34.421	2'03.161	272.7	19:24'29.696
5	2.266	24.788	31.694	30.150	34.474	2'03.372	274.8	19:26'33.068
6	2.276	24.807	31.746	29.993	34.563	2'03.385	272.7	19:28'36.453
7	2.294	24.780	31.701	29.935	34.560	2'03.270	272.0	19:30'39.723
8	2.290	24.876	31.665	30.131	34.636	2'03.598	272.7	19:32'43.321
9	2.310	24.745	31.706	30.214	34.795	2'03.770	270.0	19:34'47.091
10	2.331	25.123	31.649	30.195	34.750	2'04.048	268.0	19:36'51.139



Qatar Round, 28-29-30 October 2016

World Supersport - Chronological Analysis Race

Losail International Circuit 5.380 m

2 / 3

Start at 19:16'09.894

10	2.307	24.925	31.877	30.410	35.033	2'04.552	271.4	19:36'55.222
11	2.336	24.986	32.224	30.353	34.983	2'04.882	266.7	19:39'00.104
12	2.347	25.197	32.016	30.575	35.029	2'05.164	265.4	19:41'05.268
13	2.344	25.138	32.191	30.600	35.167	2'05.440	266.7	19:43'10.708
14	2.341	25.071	32.189	30.724	34.983	2'05.308	266.0	19:45'16.016
15	2.337	25.511	32.355	31.011	35.961	2'07.175	266.7	19:47'23.191

25 A. BALDOLINI (2'02.669)

Lap	Seg. 1	Seg. 2	Seg. 3	Seg. 4	Seg. 5	Lap Time	km/h	Local Time
1			31.813	30.082	34.722	2'08.764		19:18'18.658
2	2.376	24.622	31.690	30.517	34.511	2'03.716	262.8	19:20'22.374
3	2.324	24.518	31.609	29.729	34.489	2'02.669	269.3	19:22'25.043
4	2.319	24.528	31.667	29.851	34.595	2'02.960	268.0	19:24'28.003
5	2.347	24.452	31.970	30.020	34.550	2'03.339	265.4	19:26'31.342
6	2.326	24.549	31.717	30.030	34.523	2'03.145	268.7	19:28'34.487
7	2.342	24.612	31.695	30.373	34.631	2'03.653	266.7	19:30'38.140
8	2.330	24.651	31.698	30.152	34.833	2'03.664	268.0	19:32'41.804
9	2.358	24.744	31.749	30.243	34.965	2'04.059	264.7	19:34'45.863
10	2.378	24.962	31.812	30.295	34.759	2'04.206	262.1	19:36'50.069
11	2.369	24.923	31.903	30.205	34.698	2'04.098	262.8	19:38'54.167
12	2.352	24.719	31.986	30.268	34.763	2'04.088	264.7	19:40'58.255
13	2.360	24.781	31.837	30.201	34.765	2'03.944	264.1	19:43'02.199
14	2.334	24.711	31.928	30.289	34.717	2'03.979	267.3	19:45'06.178
15	2.338	24.912	31.908	30.410	50.721	2'20.289	266.7	19:47'26.467

69 O. JEZEK (2'03.299)

Lap	Seg. 1	Seg. 2	Seg. 3	Seg. 4	Seg. 5	Lap Time	km/h	Local Time
1			32.965	30.555	34.674	2'12.049		19:18'21.943
2	2.287	24.812	31.708	30.058	35.250	2'04.115	273.4	19:20'26.058
3	2.329	25.230	31.534	30.997	34.939	2'04.129	268.0	19:22'30.187
4	2.329	24.699	31.609	29.967	34.695	2'03.299	268.0	19:24'33.486
5	2.345	24.844	31.781	30.356	34.831	2'04.157	266.7	19:26'37.643
6	2.351	25.194	31.588	30.295	34.820	2'04.248	266.0	19:28'41.891
7	2.354	24.738	31.563	30.160	34.913	2'03.728	264.7	19:30'45.619
8	2.358	24.954	31.664	30.253	34.951	2'04.180	264.7	19:32'49.799
9	2.355	24.938	31.942	30.504	35.305	2'05.044	264.7	19:34'54.843
10	2.356	25.213	31.880	30.532	35.245	2'05.226	264.7	19:37'00.069
11	2.365	25.289	31.873	30.469	35.107	2'05.103	263.4	19:39'05.172
12	2.355	25.227	32.102	30.548	35.118	2'05.350	264.7	19:41'10.522
13	2.372	25.153	32.167	30.840	35.373	2'05.905	262.8	19:43'16.427
14	2.367	25.547	32.199	31.262	35.652	2'07.027	263.4	19:45'23.454
15	2.373	25.799	33.256	32.215	37.676	2'11.319	262.8	19:47'34.773

84 L. CRESSON (2'03.998)

Lap	Seg. 1	Seg. 2	Seg. 3	Seg. 4	Seg. 5	Lap Time	km/h	Local Time
1			37.040	31.862	35.679	2'19.249		19:18'29.143
2	2.336	25.041	32.017	30.326	34.827	2'04.547	267.3	19:20'33.690
3	2.326	24.732	32.107	30.429	34.760	2'04.354	268.0	19:22'38.044
4	2.319	24.776	31.885	30.580	34.673	2'04.233	269.3	19:24'42.277
5	2.316	24.791	31.793	30.446	34.652	2'03.998	270.0	19:26'46.275
6	2.278	25.021	32.171	30.491	34.976	2'04.937	274.1	19:28'51.212
7	2.343	24.838	32.073	30.605	34.839	2'04.698	266.7	19:30'55.910
8	2.341	24.931	31.990	30.805	34.957	2'05.024	266.0	19:33'00.934
9	2.340	25.025	31.886	30.698	34.934	2'04.883	266.0	19:35'05.817
10	2.341	25.116	32.148	30.892	34.881	2'05.378	266.0	19:37'11.195
11	2.340	25.069	32.095	30.710	35.093	2'05.307	266.0	19:39'16.502
12	2.342	25.161	32.289	30.960	35.004	2'05.756	266.0	19:41'22.258
13	2.339	25.070	32.078	30.818	35.175	2'05.480	266.0	19:43'27.738
14	2.347	25.110	32.120	31.030	35.134	2'05.741	265.4	19:45'33.479
15	2.336	25.117	32.869	31.103	35.188	2'06.613	266.7	19:47'40.092

78 H. OKUBO (2'04.217)

Lap	Seg. 1	Seg. 2	Seg. 3	Seg. 4	Seg. 5	Lap Time	km/h	Local Time
1			33.209	30.597	35.174	2'15.303		19:18'25.197
2	2.380	24.880	31.848	30.193	34.916	2'04.217	262.1	19:20'29.414
3	2.305	24.985	31.953	30.287	35.030	2'04.560	270.0	19:22'33.974
4	2.387	24.847	31.879	30.277	35.164	2'04.554	261.5	19:24'38.528
5	2.389	25.898	32.451	30.837	35.376	2'06.951	261.5	19:26'45.479
6	2.386	26.363	32.290	30.610	35.307	2'06.956	261.5	19:28'52.435
7	2.361	25.321	32.299	30.439	35.023	2'05.443	264.1	19:30'57.878
8	2.373	24.934	32.013	30.152	35.487	2'04.959	262.8	19:33'02.837
9	2.388	25.430	32.100	30.421	35.066	2'05.405	260.9	19:35'08.242
10	2.386	24.935	31.997	30.288	34.884	2'04.490	261.5	19:37'12.732
11	2.382	24.951	31.908	30.400	35.137	2'04.778	262.1	19:39'17.510
12	2.404	24.973	31.978	30.519	35.205	2'05.079	259.6	19:41'22.889
13	2.376	25.039	32.007	30.736	35.199	2'05.357	262.1	19:43'27.946
14	2.361	25.320	32.043	30.815	35.322	2'05.861	264.7	19:45'33.807
15	2.362	24.969	33.346	30.572	35.152	2'06.401	264.7	19:47'40.208

P = Pits In/Out - C = Lap-Time Cancelled

These data/results cannot be reproduced, stored and/or transmitted in whole or in part by any manner of electronic, mechanical, photocopying, recording, broadcasting or otherwise now known or herein after developed without the previous express consent by the copyright owner, except for reproduction in daily press and regular printed publications on sale to the public within 60 days of the event related to those data/results and always provided that copyright symbol appears together as follows below.

© DORNA WSBK ORGANIZATION Srl 2016

77 K. RYDE (2'04.112)

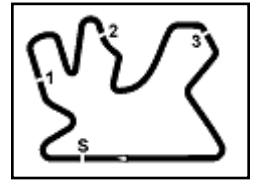
Lap	Seg. 1	Seg. 2	Seg. 3	Seg. 4	Seg. 5	Lap Time	km/h	Local Time
1			37.010	32.262	36.140	2'19.877		19:18'29.771
2	2.355	25.083	32.149	30.321	34.892	2'04.800	265.4	19:20'34.571
3	2.335	24.704	31.906	30.408	34.759	2'04.112	267.3	19:22'38.683
4	2.329	24.905	31.958	30.459	34.874	2'04.525	268.0	19:24'43.208
5	2.339	24.685	32.376	30.450	35.168	2'05.018	266.7	19:26'48.226
6	2.363	24.871	32.105	30.686	35.605	2'05.630	264.1	19:28'53.856
7	2.341	24.901	32.432	30.566	34.937	2'05.177	266.0	19:30'59.033
8	2.321	25.367	32.069	30.662	35.077	2'05.496	268.7	19:33'04.529
9	2.350	24.779	31.975	30.690	35.056	2'04.850	265.4	19:35'09.379
10	2.335	24.903	32.163	30.948	35.179	2'05.528	267.3	19:37'14.907
11	2.310	24.889	32.024	30.677	35.114	2'05.014	270.7	19:39'19.921
12	2.373	24.919	32.006	30.825	35.158	2'05.281	262.8	19:41'25.202
13	2.361	25.163	33.236	31.009	35.236	2'07.005	264.1	19:43'32.207
14	2.359	25.174	32.349	30.884	35.110	2'05.876	264.1	19:45'38.083
15	2.329	25.520	32.386	31.103	35.362	2'06.700	268.7	19:47'44.783

83 L. EPIS (2'04.685)

Lap	Seg. 1	Seg. 2	Seg. 3	Seg. 4	Seg. 5	Lap Time	km/h	Local Time
1			34.911	30.929	35.277	2'16.032		19:18'25.926
2	2.342	25.190	31.984	30.305	35.072	2'04.893	266.7	19:20'30.819
3	2.362	25.107	31.909	30.078	35.229	2'04.685	264.1	19:22'35.504
4	2.371	25.129	32.022	30.330	35.293	2'05.145	263.4	19:24'40.649
5	2.376	25.122	32.060	30.385	35.145	2'05.088	262.1	19:26'45.737
6	2.345	25.385	32.037	30.484	35.374	2'05.625	266.0	19:28'51.362
7	2.337	25.143	32.148	30.484	35.237	2'05.349	266.7	19:30'56.711
8	2.376	25.192	32.329	30.615	35.626	2'06.138	262.1	19:33'02.849
9	2.345	25.263	32.490	30.473	35.189	2'05.760	263.4	19:35'08.609
10	2.351	25.286	32.253	30.840	35.390	2'06.120	265.4	19:37'14.729
11	2.369	25.290	32.282	30.619	35.068	2'05.628	263.4	19:39'20.357
12	2.342	25.152	32.202	30.435	35.334	2'05.465	266.0	19:41'25.822
13	2.355	25.055	32.216	30.623	35.467	2'05.716	264.7	19:43'31.538
14	2.380	25.407	32.258	30.905	35.449	2'06.399	262.1	19:45'37.937
15	2.366	25.356	32.466	30.980	35.680	2'06.848	262.8	19:47'44.785

35 S. HILL (2'05.180)

Lap	Seg. 1	Seg. 2	Seg. 3	Seg. 4	Seg. 5	Lap Time	km/h	Local Time
1			33.004	30.639	35.383	2'14.104		19:18'23.998
2	2.386	25.022	32.066	30.751	35.117	2'05.342	261.5	19:20'29.340
3	2.363	25.345	32.620	30.457	35.459	2'06.244	264.7	19:22'35.584
4	2.390	25.257	32.157	30.395	35.156	2'05.355	26	



Start at 19:16'09.894

5	2.340	24.638	31.489	29.967	34.644	2'03.078	266.7	19:26'33.364
6	2.306	24.654	31.782	30.100	34.674	2'03.516	269.3	19:28'36.880

87 L. ZANETTI (2'03.656)

Lap	Seg. 1	Seg. 2	Seg. 3	Seg. 4	Seg. 5	Lap Time	km/h	Local Time
1			33.578	30.630	34.974	2'15.325		19:18'25.219
2	2.309	24.649	31.670	30.237	34.791	2'03.656	269.3	19:20'28.875
3	2.345	24.684	31.575	30.191	34.965	2'03.760	266.7	19:22'32.635
4	2.356	24.855	31.768	30.240	34.927	2'04.146	265.4	19:24'36.781
5	2.363	24.830	31.840	30.259	35.142	2'04.434	264.7	19:26'41.215
6	2.375	24.730	31.827	30.535	36.224	2'05.691	262.8	19:28'46.906

81 L. STAPLEFORD (2'02.974)

Lap	Seg. 1	Seg. 2	Seg. 3	Seg. 4	Seg. 5	Lap Time	km/h	Local Time
1			32.448	1'25.281	35.849	3'06.970		19:19'16.864
2	2.387	25.203	31.449	30.330	34.740	2'04.109	260.9	19:21'20.973
3	2.388	24.659	31.189	30.224	34.686	2'03.146	260.9	19:23'24.119
4	2.389	24.605	31.224	30.137	34.619	2'02.974	261.5	19:25'27.093
5	2.388	24.657	31.361	30.212	34.688	2'03.306	260.9	19:27'30.399
6	2.394	24.735	31.364	30.252	34.734	2'03.479	260.2	19:29'33.878

65 M. CANDUCCI (2'03.650)

Lap	Seg. 1	Seg. 2	Seg. 3	Seg. 4	Seg. 5	Lap Time	km/h	Local Time
1			32.701	30.346	34.732	2'12.316		19:18'22.210
2	2.341	24.580	31.874	30.023	34.832	2'03.650	265.4	19:20'25.860

10 N. CALERO (40'39.999)

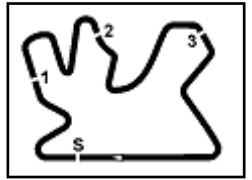
Lap	Seg. 1	Seg. 2	Seg. 3	Seg. 4	Seg. 5	Lap Time	km/h	Local Time
1			36.101	32.681	38.010	2'21.030		19:18'30.924

P = Pits In/Out - C = Lap-Time Cancelled

These data/results cannot be reproduced, stored and/or transmitted in whole or in part by any manner of electronic, mechanical, photocopying, recording, broadcasting or otherwise now known or herein after developed without the previous express consent by the copyright owner, except for reproduction in daily press and regular printed publications on sale to the public within 60 days of the event related to those data/results and always provided that copyright symbol appears together as follows below.

© DORNA WSBK ORGANIZATION Srl 2016

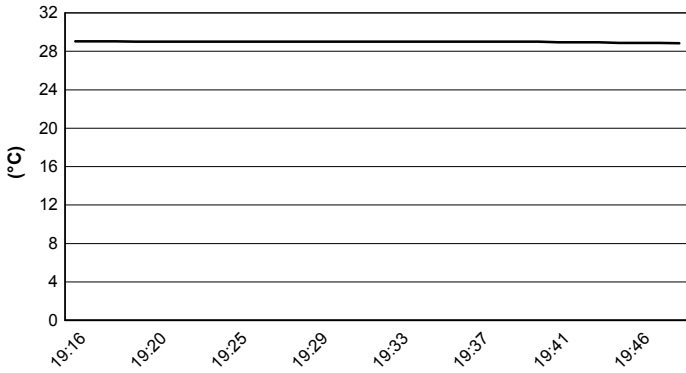




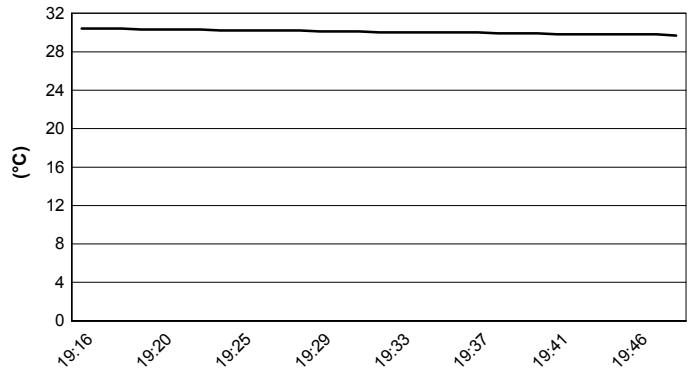
Qatar Round, 28-29-30 October 2016
World Supersport - Weather Report Race

Session started 19:16 Session ended 19:48

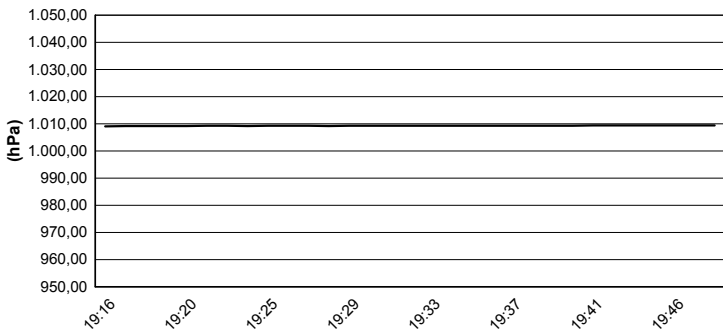
Air Temperature



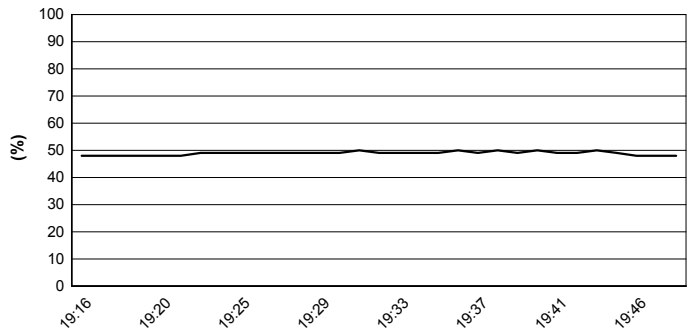
Track Temperature



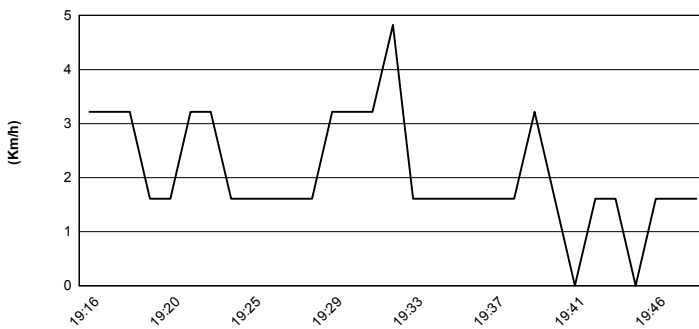
Air Pressure



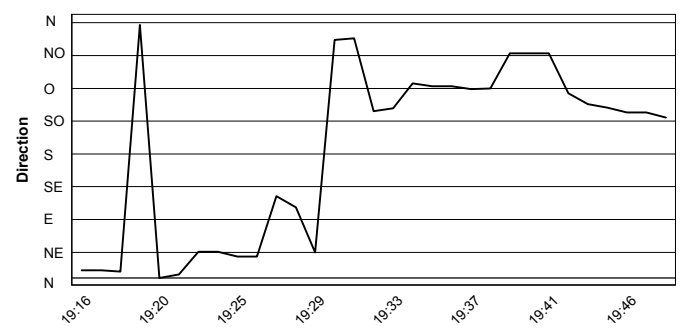
Humidity



Wind Speed

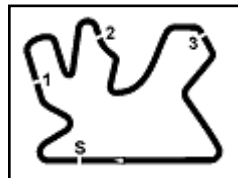


Wind Direction



These data/results cannot be reproduced, stored and/or transmitted in whole or in part by any manner of electronic, mechanical, photocopying, recording, broadcasting or otherwise now known or herein after developed without the previous express consent by the copyright owner, except for reproduction in daily press and regular printed publications on sale to the public within 60 days of the event related to those data/results and always provided that copyright symbol appears together as follows below.
© DORNA WSBK ORGANIZATION Srl 2016





Qatar Round, 28-29-30 October 2016

World Supersport - Championship Standings

Losail International Circuit 5.380 m

1 / 3

Points	Points From First	Points From Previous	Rounds														
			February 28 PHILLIP ISLAND	March 13 BURIRAM	April 3 ARAGON	April 17 ASSEN	May 1 IMOLA	May 15 SEPANG	May 29 DONINGTON PARK	June 19 MISANO	September 18 LAUSITZRING	October 2 MAGNY-COURS	October 16 JEREZ	October 28 LOSAIL			
1 SOFUOGLU Kenan (TUR)	216			20 4	25 2	16 2	25 1	10 1	25 1	25 1	25 1	1	25 1	20 1			
2 CLUZEL Jules (FRA)	142	74		25 3	13 3	4	20 3	9 3	8 4	5	16 4	25 3	10 3	16 2			
3 KRUMMENACHER Randy (SUI)	140	76	2	25 1	13 1	20 1	13 1	2	8 2	16 2	13 2	10 2	11 2	2	11 3		
4 JACOBSEN Patrick (USA)	135	81	5	11 5	16 2	5	8	16 6	13 5	20 3	20 3	13 3	4	13 4	13 4		
5 SMITH Kyle (GBR)	125	91	10		11 12	5 10	25 3	6 4	11 4	10 5	7	7 6	9 5	16 5	25 5		
6 BADOVINI Ayrton (ITA)	86	130	39				9 18	8 15	25 9	7 9	9	3 9	16 9	8 7	10 6		
7 REA Gino (GBR)	81	135	5	9 7	7 7	10	20 5	8	16 6	13 6	16 4	5	6	6	7		
8 BALDOLINI Alex (ITA)	80	136	1	10 6	10 4	7	11 7	13 5	7 7	9 7	10 6	4 7	8	9	6 8		
9 CARICASULO Federico (ITA)	75	141	5	20 2	4	9 4	5 6	9 6	6 8	5 8	8	11 8	10 7	8	9		
10 TUULI Niki (FIN)	60	156	15									20 19	20 13	20 10	10		
11 KHAIRUDDIN Zulfahmi (MAS)	56	160	4	3 13	9 11	8 7	12	14	20 10	10	10	10	6 10	1 13	9 11		
12 BASSANI Axel (ITA)	55	161	1			10 16	8 13	3 13	15	15	9 13	1 14	13 11	11 11	12		
13 ZANETTI Lorenzo (ITA)	50	166	5		8 13	17	19	20	3 20	6 18	11 15	9 11	7 11	6 12	13		
14 JEZEK Ondrej (CZE)	41	175	9	8 8	6 9	2 10	7 11	10 9	11	11	11	12	3 14	15	5 14		
15 MYKHALCHYK Illia (UKR)	39	177	2			3 23	10 15	4 15	16	3 16	18	2 18	8 17	9 14	15		
16 STAPLEFORD Luke (GBR)	35	181	4	2 20	24	4 23	24	2 21	11 17	8 16	5 13	1 15	2 16	16			
17 TEROL Nicolas (ESP)	31	185	4	5 11	17	16 6	3 10	7 10	12	12	12	14	16	17	17		
18 ZACCONE Alessandro (ITA)	31	185	0			11 14	16	11 12	14	4 14	17	17	19	5 17	17		
19 GAMARINO Christian (ITA)	30	186	1	13 4	10	6 9	6 9	11	5 13	13	13	16	17	19	19		
20 BERGMAN Christoffer (SWE)	30	186	0								7 23	8 22	22	7 20	8 19		
21 OKUBO Hikari (JPN)	19	197	11					1 27	1 26	5 23	6 24	24	3 22	3 21			
22 WAHR Kevin (GER)	17	199	2	4 19	7 14	16	5 17	17	19	1 19	20	20	20	21	22		
23 WEST Anthony (AUS)	16	200	1	16 3	7	10	14	17	17	19	20	21	21	22	23		
24 ROLFO Roberto (ITA)	15	201	1	7 9	14	18	20	2 19	4 19	2 21	21	22	22	24	24		
25 RYDE Kyle (GBR)	14	202	1			4 22	2 23	1 21	22	22	23	26	5 25	25	2 25		

First Line: Championship Standings - Second Line: Ranking Progression

These data/results cannot be reproduced, stored and/or transmitted in whole or in part by any manner of electronic, mechanical, photocopying, recording, broadcasting or otherwise now known or herein after developed without the previous express consent by the copyright owner, except for reproduction in daily press and regular printed publications on sale to the public within 60 days of the event related to those data/results and always provided that copyright symbol appears together as follows below.

© DORNA WSBK ORGANIZATION Srl 2016

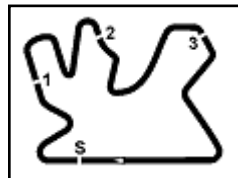
FICR PERUGIA TIMING



Official Tyre Supplier



Official Timekeeper



Qatar Round, 28-29-30 October 2016

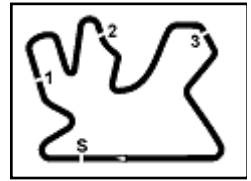
World Supersport - Championship Standings

	Points	Points From First	Points From Previous	February 28 PHILLIP ISLAND	March 13 BURIRAM	April 3 ARAGON	April 17 ASSEN	May 1 IMOLA	May 15 SEPANG	May 29 DONINGTON PARK	June 19 MISANO	September 18 LAUSITZRING	October 2 MAGNY-COURS	October 16 JEREZ	October 28 LOSAIL			
26 WAGNER Aiden (AUS)	9	207	5	6 10	1 14	18	20	21	22	22	2 22	25	26	26	26			
27 ROCCOLI Massimo (ITA)	7	209	2												7 27			
28 SCOTT Glenn (AUS)	7	209	0	4 12	3 14	18	20	21	22	22	23	26	27	27	27			
29 STIRPE Davide (ITA)	6	210	1								6 27	28	28	28	29			
30 PINSACH Xavier (ESP)	6	210	0										2 33	4 28	29			
31 KRAISART Decha (THA)	5	211	1		5 17	21	25	25	25	25	28	29	29	30	31			
32 CRESSON Loris (BEL)	4	212	1												4 32			
33 SOOMER Hannes (EST)	4	212	0										4 30	31	32			
34 MANFREDI Kevin (ITA)	4	212	0								4 29	30	30	31	32			
35 MORCIANO Luigi (ITA)	3	213	1								3 30	31	32	33	35			
36 PHILLIS Alex (AUS)	2	214	1	2 14	20	24	26	26	26	26	31	32	33	34	36			
37 EPIS Lachlan (AUS)	1	215	1												1 37			
38 TANGRE Cédric (FRA)	1	215	0				1 27	27	27	28	32	33	35	35	37			
39 CALERO Nacho (ESP)	1	215	0			1 26	27	27	27	28	32	33	35	35	37			
40 LEVY Mitch (AUS)	1	215	0	1 15	22	26	27	27	27	28	32	33	35	35	37			

First Line: Championship Standings - Second Line: Ranking Progression

These data/results cannot be reproduced, stored and/or transmitted in whole or in part by any manner of electronic, mechanical, photocopying, recording, broadcasting or otherwise now known or herein after developed without the previous express consent by the copyright owner, except for reproduction in daily press and regular printed publications on sale to the public within 60 days of the event related to those data/results and always provided that copyright symbol appears together as follows below.

© DORNA WSBK ORGANIZATION Srl 2016



Qatar Round, 28-29-30 October 2016
Championship Standings

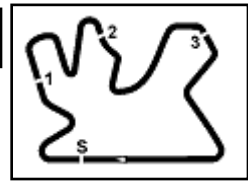
Points	Points From First	Points From Previous	February 28	March 13	April 3	April 17	May 1	May 15	May 29	June 19	September 18	October 2	October 16	October 28				
			PHILLIP ISLAND	BURIRAM	ARAGON	ASSEN	IMOLA	SEPANG	DONINGTON PARK	MISANO	LAUSITZRING	MAGNY-COURS	JEREZ	LOSAIL				
European Supersport																		
1 BASSANI Axel (ITA)	55				10 2	8 1	3 2	2	2	9 1	1 1	13 1	11 1					
2 MYKHALCHYK Illia (UKR)	39 16				3 3	10 2	4 3	3	3 3	3	2 3	8 2	9 2					
3 ZACCONE Alessandro (ITA)	31 24 8				11 1	3	11 1	1	4 1	2	2	3	5 3					
4 STIRPE Davide (ITA)	6 49 25									6 4	4	4	4					
5 TANGRE Cédric (FRA)	1 54 5					1 4	4	4	4	5	5	5	5					

First Line: Championship Standings - Second Line: Ranking Progression

These data/results cannot be reproduced, stored and/or transmitted in whole or in part by any manner of electronic, mechanical, photocopying, recording, broadcasting or otherwise now known or herein after developed without the previous express consent by the copyright owner, except for reproduction in daily press and regular printed publications on sale to the public within 60 days of the event related to those data/results and always provided that copyright symbol appears together as follows below.

© DORNA WSBK ORGANIZATION Srl 2016





Qatar Round, 28-29-30 October 2016
World Supersport - Manufacturers Standings

Losail International Circuit 5.380 m

	Points	Points From First	Points From Previous	February 28 PHILLIP ISLAND	March 13 BURIRAM	April 3 ARAGON	April 17 ASSEN	May 1 IMOLA	May 15 SEPANG	May 29 DONINGTON PARK	June 19 MISANO	September 18 LAUSITZRING	October 2 MAGNY-COURS	October 16 JEREZ	October 28 LOSAIL			
1	KAWASAKI	264		25 1	20 1	25 1	16 1	25 1	20 1	25 1	25 1	25 1	13 1	25 1	20 1			
2	HONDA	221	43	20 2	16 2	9 3	25 3	16 3	25 2	20 2	20 2	13 2	16 2	16 2	25 2			
3	MV AGUSTA	203	61	18	10 4	25 3	16 2	20 2	16 3	13 3	16 3	16 3	25 3	10 3	16 3			
4	YAMAHA	92	172	111	16 3	5 4	4 4	2 4	1 4			20 4	20 4	20 4	4 4			
5	TRIUMPH	33	231	59			4 5	5 5	2 5	11 5	8 5	5 5	1 5	2 5	5 5			
6	SUZUKI	5	259	28			1 6	6 6			4 6				6 6			

First Line: Championship Standings - Second Line: Ranking Progression

These data/results cannot be reproduced, stored and/or transmitted in whole or in part by any manner of electronic, mechanical, photocopying, recording, broadcasting or otherwise now known or herein after developed without the previous express consent by the copyright owner, except for reproduction in daily press and regular printed publications on sale to the public within 60 days of the event related to those data/results and always provided that copyright symbol appears together as follows below.

© DORNA WSBK ORGANIZATION Srl 2016

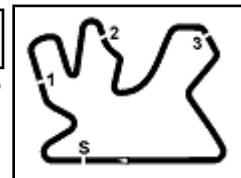
FIK R PERUGIA TIMING



Official Tyre Supplier



Official Timekeeper



Qatar Round, 28-29-30 October 2016

World Supersport - Pirelli Best Lap Award

Losail International Circuit 5.380 m

Points	Points From First	Points From Previous	February 28	March 13	April 3	April 17	May 1	May 15	May 29	June 19	September 18	October 2	October 16	October 28			
			PHILLIP ISLAND	BURIRAM	ARAGON	ASSEN	IMOLA	SEPANG	DONINGTON PARK	MISANO	LAUSITZRING	MAGNY-COURS	JEREZ	LOSAIL			
Fastest Laps																	
1 SMITH Kyle (GBR)	4			1		1			1						1		
2 TUULI Niki (FIN)	3	1									1	1	1				
3 SOFUOGLU Kenan (TUR)	2	2	1		1					1							
4 CLUZEL Jules (FRA)	1	3	1				1										
5 JACOBSEN Patrick (USA)	1	3	0					1									
6 ZANETTI Lorenzo (ITA)	1	3	0	1													

These data/results cannot be reproduced, stored and/or transmitted in whole or in part by any manner of electronic, mechanical, photocopying, recording, broadcasting or otherwise now known or herein after developed without the previous express consent by the copyright owner, except for reproduction in daily press and regular printed publications on sale to the public within 60 days of the event related to those data/results and always provided that copyright symbol appears together as follows below.

© DORNA WSBK ORGANIZATION Srl 2016

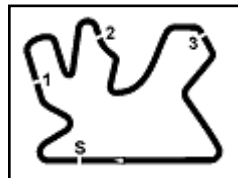
FIKR PERUGIA TIMING



Official Tyre Supplier



Official Timekeeper



Qatar Round, 28-29-30 October 2016

World Supersport - Rider's Performance

Losail International Circuit 5.380 m

1 / 2

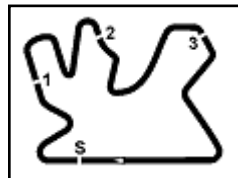
	Points	Points From First	Points From Previous	February 28 PHILLIP ISLAND		March 13 BURIRAM		April 3 ARAGON		April 17 ASSEN		May 1 IMOLA		May 15 SEPANG		May 29 DONINGTON PARK		June 19 MISANO		September 18 LAUSITZRING		October 2 MAGNY-COURS		October 16 JEREZ		October 28 LOSAIL		G R	G R	G R	
				G	R	G	R	G	R	G	R	G	R	G	R	G	R	G	R	G	R	G	R	G	R	G	R				
1 SOFUOGLU	216			1	Rt	3	2	1	1	3	3	2	1	1	6	1	1	2	1	1	1	1	1	Rt	1	1	2	2			
2 CLUZEL	142	74		8	17	1	1	3	4	13	18	1	2	7	7	13	8	8	Rt	6	3	5	1	3	6	6	3				
3 KRUMMENACHER	140	76	2	3	1	2	4	2	2	1	4	4		2	8	5	3	4	4	5	6	11	5	2	Rt	3	5				
4 JACOBSEN	135	81	5	2	5	4	3	4	Rt	4	Rt	3	3	4	4	2	2	3	2	9	4	2	Rt	7	4	9	4				
5 SMITH	125	91	10	10	Rt	6	5	18	11	6	1	14	10	15	5	8	6	20	Rt	12	9	37	7	5	3	5	1				
6 BADOVINI	86	130	39							15	7	6	8	6	1	6	9	6	Rt	8	13	3	3	12	8	8	6				
7 REA	81	135	5	18	7	9	9	9	Rt	8	2	9	Rt	3	3	7	4	11	3	3	Rt	4	Rt								
8 BALDOLINI	80	136	1	6	6	5	6	7	Rt	5	5	8	4	14	9	4	7	13	6	16	12	12			4	10					
9 CARICASULO	75	141	5	4	2	15	17	16	7	20	11	7	7	11	10	15	11	1	Ex	11	5	13	6	8	Rt	13	Rt				
10 TUULI	60	156	15																	2	2	7	2	4	2						
11 KHAIRUDDIN	56	160	4	17	13	13	7	17	8	22	20	11	25	5	2	22	20	29	Rt	24	22	24	10	11	15	7	7				
12 BASSANI	55	161	1					12	6	24	8	17	13			19	17	19	7	18	15	10	4	10	5						
13 ZANETTI	50	166	5	5	Rt	16	8	6	Rt	9	29	5	Ex	12	13	9	10	15	5	7	7	36	9	19	10	20	Rt				
14 JEZEK	41	175	9	14	8	17	10	20	14	7	9	10	6	9	17	12	Rt			26	Rt	23	13	25	18	14	11				
15 MYKHALCHYK	39	177	2					15	13	11	6	20	12			10	13	9	16	14	14	6	8	9	7						
16 STAPLEFORD	35	181	4							2	12	37	18	17	14	3	5	10	8	10	11	29	15	15	14	1	Rt				
17 TEROL	31	185	4	11	11	8	Rt	8	3	14	13	13	9	10	Rt	18	Rt	24	18												
18 ZACCONE	31	185	0					10	5	16	19	12	5			11	12	7	Rt	15	Rt	9	Rt	6	11						
19 GAMARINO	30	186	1	7	4	20	16	5	10	18	10	18	16	13	11	14	Rt	5	Rt	25	19	8	Rt	18	16	16	Rt				
20 BERGMAN	30	186	0	15	16	10	14			25	25	30	24	20	18	21	16	14	9	4	8	14	Rt	20	9	10	8				
21 OKUBO	19	197	11	19	Rt	12	20	27	16	27	24	26	19	16	15	16	15	16	11	20	10	16	27	27	13	17	13				
22 WAHR	17	199	2	12		11	12	14	9	10	16	16	11	18	Rt			28	15	13	16										
23 WEST	16	200	1	13	3					12																					
24 ROLFO	15	201	1	22	9	23	18	11	Rt	17	22	15	14	8	12	20	14	12	Rt	19	18	26	16	23	Rt	18	Rt				
25 RYDE	14	202	1	9	19	19	Rt	13	12	21	14	22	15			26	21	33	22	17	17	27	11	13	Ns	11	14				
26 WAGNER	9	207	5	16	10	21	15	22	Rt			21	17	21	16	29	19	27	14												
27 ROCCOLI	7	209	2																							21	9				
28 SCOTT	7	209	0	20	12	18	13	35								34															
29 PINSACH	6	210	1																			21	14	16	12	15	Rt				
30 STIRPE	6	210	0					19	19	19	23	24	21			30	27	17	10	32	26	33	26	21	20						
31 KRAISART	5	211	1			14	11																								
32 CRESSON	4	212	1					25	18		27	33	27													23	12				
33 SOOMER	4	212	0																		23	21	31	12	17	19					

G = Grid - 1 = Race 1 - 2 = Race 2

Ns = Did Not Start - Rt = Retired - Ex = Excluded

These data/results cannot be reproduced, stored and/or transmitted in whole or in part by any manner of electronic, mechanical, photocopying, recording, broadcasting or otherwise now known or herein after developed without the previous express consent by the copyright owner, except for reproduction in daily press and regular printed publications on sale to the public within 60 days of the event related to those data/results and always provided that copyright symbol appears together as follows below.

© DORNA WSBK ORGANIZATION Srl 2016



Qatar Round, 28-29-30 October 2016
World Supersport - Rider's Performance

Losail International Circuit 5.380 m

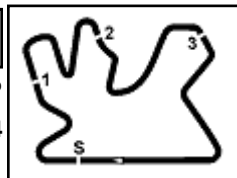
	Points	Points From First	Points From Previous	February 28 PHILLIP ISLAND		March 13 BURIRAM		April 3 ARAGON		April 17 ASSEN		May 1 IMOLA		May 15 SEPANG		May 29 DONINGTON PARK		June 19 MISANO		September 18 LAUSITZRING		October 2 MAGNY-COURS		October 16 JEREZ		October 28 LOSAIL										
				G	R	G	R	G	R	G	R	G	R	G	R	G	R	G	R	G	R	G	R	G	R	G	R	G	R	G	R	G	R			
34	MANFREDI	4	212	0															36	12																
35	MORCIANO	3	213	1															18	13																
36	PHILLIS	2	214	1	23	14																														
37	LEVY	1	215	1	24	15																														
38	EPIS	1	215	0	27	21	25	22	32	21			34	29	22	19	27	28	35	24	29	Rt	17	20	26	23	22	15								
39	TANGRE	1	215	0					29	Rt	15	31	26				25	26	31	21	28	25	15	18	28	22										
40	CALERO	1	215	0	21	18	22	19	21	15	26	27	22	19	21	24	24	26	Rt	27	24	28	17	14	Rt	19	Rt									

G = Grid - 1 = Race 1 - 2 = Race 2
Ns = Did Not Start - Rt = Retired - Ex = Excluded

These data/results cannot be reproduced, stored and/or transmitted in whole or in part by any manner of electronic, mechanical, photocopying, recording, broadcasting or otherwise now known or herein after developed without the previous express consent by the copyright owner, except for reproduction in daily press and regular printed publications on sale to the public within 60 days of the event related to those data/results and always provided that copyright symbol appears together as follows below.

© DORNA WSBK ORGANIZATION Srl 2016





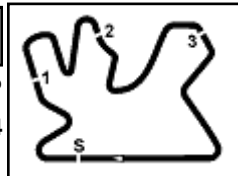
Qatar Round, 28-29-30 October 2016

World Supersport - Best Laps & Speeds

No.	Rider		Best Lap		FP1		FP2		FP3		SP1		SP2		WU		RC	
	Nat	Bike	laps	speed	laps	speed	laps	speed	laps	speed	laps	speed	laps	speed	laps	speed	laps	speed
1	81	L. STAPLEFORD	66	271	17	263	18	269	8	271	4	262	6	265	7	269	6	262
		GBR Triumph Daytona 675																
2	1	K. SOFUOGLU	74	274	15	273	24	265	7	263			6	271	7	263	15	274
		TUR Kawasaki ZX-6R																
3	21	R. KRUMMENACHER	72	272	18	266	17	267	7	261			7	268	8	272	15	271
		SUI Kawasaki ZX-6R																
4	25	A. BALDOLINI	61	273	12	268	12	269	9	271			5	267	8	273	15	269
		ITA MV Agusta F3 675																
5	111	K. SMITH	79	273	19	265	22	265	9	262			6	265	8	262	15	273
		GBR Honda CBR600RR																
6	16	J. CLUZEL	70	271	17	265	17	269	8	271			6	270	7	267	15	271
		FRA MV Agusta F3 675																
7	63	Z. KHAIRUDDIN	76	275	19	267	15	268	8	268	6	269	6	269	7	263	15	275
		MAS Kawasaki ZX-6R																
8	86	A. BADOVINI	65	277	15	268	14	267	9	271			5	269	7	271	15	277
		ITA Honda CBR600RR																
9	2	P. JACOBSEN	76	273	20	269	19	272	8	273			7	268	7	265	15	272
		USA Honda CBR600RR																
10	71	C. BERGMAN	76	272	21	267	18	269	8	267			6	265	8	265	15	272
		SWE Honda CBR600RR																
11	64	F. CARICASULO	76	276	23	267	18	271	8	276	6	266			7	273	14	276
		ITA Honda CBR600RR																
12	77	K. RYDE	72	271	16	270	20	268	8	266			6	264	7	269	15	271
		GBR Kawasaki ZX-6R																
13	52	M. ROCCOLI	68	273	17	264	15	267	8	267	5	267			8	271	15	273
		ITA MV Agusta F3 675																
14	69	O. JEZEK	72	273	19	271	17	268	8	267	6	265			7	263	15	273
		CZE Kawasaki ZX-6R																
15	65	M. CANDUCCI	59	269	18	265	19	266	8	269			4	268	8	262	2	265
		ITA MV Agusta F3 675																
16	11	C. GAMARINO	63	276	20	263	16	269	8	267	6	263			7	266	6	276
		ITA Kawasaki ZX-6R																
17	80	X. PINSACH	57	271	18	264	17	267	9	271	5	262			8	267		
		ESP Honda CBR600RR																
18	87	L. ZANETTI	53	271	16	269	16	271	4	263	3	264			8	268	6	269
		ITA MV Agusta F3 675																
19	44	R. ROLFO	59	265	19	264	17	264	9	265	7	262			7	263		
		ITA MV Agusta F3 675																
20	78	H. OKUBO	68	271	20	263	16	271	9	262	6	265			2	264	15	270
		JPN Honda CBR600RR																

These data/results cannot be reproduced, stored and/or transmitted in whole or in part by any manner of electronic, mechanical, photocopying, recording, broadcasting or otherwise now known or herein after developed without the previous express consent by the copyright owner, except for reproduction in daily press and regular printed publications on sale to the public within 60 days of the event related to those data/results and always provided that copyright symbol appears together as follows below.

© DORNA WSBK ORGANIZATION Srl 2016



Qatar Round, 28-29-30 October 2016

World Supersport - Best Laps & Speeds

No.	Rider		Best Lap		FP1		FP2		FP3		SP1		SP2		WU		RC	
	Nat	Bike	laps	speed	laps	speed	laps	speed	laps	speed	laps	speed	laps	speed	laps	speed	laps	speed
21	10 N. CALERO		2'03.958		2'04.972		2'04.261		2'04.809		2'03.958				2'04.160			
	ESP	Kawasaki ZX-6R	60	270	19	265	19	268	8	269	7	266		7	270			
22	84 L. CRESSON		2'03.998		2'07.943		2'06.212		2'04.998		2'04.779				2'05.447		2'03.998	
	BEL	Yamaha YZF R6	73	274	19	263	20	268	6	274	6	263		7	270	15	274	
23	83 L. EPIS		2'04.685		2'06.672		2'05.561		2'05.332		2'04.735				2'05.140		2'04.685	
	AUS	Kawasaki ZX-6R	76	267	20	263	19	259	9	267	5	261		8	263	15	267	
24	35 S. HILL		2'04.968		2'08.017		2'06.119		2'05.633		2'05.106				2'04.968		2'05.180	
	GBR	Honda CBR600RR	66	269	9	262	21	260	8	269	7	263		6	260	15	265	

30/10/2016

These data/results cannot be reproduced, stored and/or transmitted in whole or in part by any manner of electronic, mechanical, photocopying, recording, broadcasting or otherwise now known or herein after developed without the previous express consent by the copyright owner, except for reproduction in daily press and regular printed publications on sale to the public within 60 days of the event related to those data/results and always provided that copyright symbol appears together as follows below.

© DORNA WSBK ORGANIZATION Srl 2016

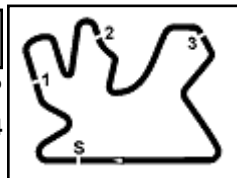
FICR PERUGIA TIMING



Official Tyre Supplier



Official Timekeeper



Qatar Round, 28-29-30 October 2016

World Supersport - Race Winners

	2013	2014	2015	2016
01 Phillip Island GP Circuit	Sofuoglu K. (Tur) Kaw	Cluzel J. (Fra) Mva	Cluzel J. (Fra) Mva	Krummenacher R. (Sui) Kaw
02 Chang International			Wilairot R. (Tha) Hon	Cluzel J. (Fra) Mva
03 MotorLand Aragon	Foret F. (Fra) Kaw	Sofuoglu K. (Tur) Kaw	Sofuoglu K. (Tur) Kaw	Sofuoglu K. (Tur) Kaw
04 TT Circuit Assen	Lowes S. (Gbr) Yam	van der Mark M. (Ned) Hon	Sofuoglu K. (Tur) Kaw	Smith K. (Gbr) Hon
05 Imola Circuit	Sofuoglu K. (Tur) Kaw	Zanetti L. (Ita) Hon	Sofuoglu K. (Tur) Kaw	Sofuoglu K. (Tur) Kaw
06 Sepang International		van der Mark M. (Ned) Hon	Jacobsen P. (Usa) Hon	Badovini A. (Ita) Hon
07 Donington Park	Lowes S. (Gbr) Yam	van der Mark M. (Ned) Hon	Sofuoglu K. (Tur) Kaw	Sofuoglu K. (Tur) Kaw
08 Misano World Circuit		Cluzel J. (Fra) Mva	Cluzel J. (Fra) Mva	Sofuoglu K. (Tur) Kaw
09 Lausitzring				Sofuoglu K. (Tur) Kaw
10 Circuit de Nevers	Sofuoglu K. (Tur) Kaw	Cluzel J. (Fra) Mva	Jacobsen P. (Usa) Hon	Cluzel J. (Fra) Mva
11 Circuito de Jerez	Lowes S. (Gbr) Yam	van der Mark M. (Ned) Hon	Sofuoglu K. (Tur) Kaw	Sofuoglu K. (Tur) Kaw
12 Losail International		van der Mark M. (Ned) Hon	Smith K. (Gbr) Hon	Smith K. (Gbr) Hon

2016

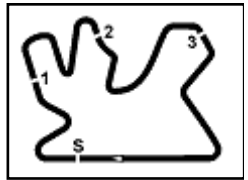
- 6 K. Sofuoglu
- 2 J. Cluzel
- 2 K. Smith
- 1 A. Badovini
- 1 R. Krummenacher

ALL TIMES

- | | | |
|-------------------|-----------------|-------------------|
| 38 K. Sofuoglu | 5 C. Crutchlow | 1 P. Riba |
| 16 F. Foret | 4 J. Whitham | 1 W. Zeelenberg |
| 12 S. Charpentier | 4 K. Curtain | 1 G. Nannelli |
| 12 E. Laverty | 4 C. Vermeulen | 1 J. Vd Goorbergh |
| 12 J. Cluzel | 3 I. MacPherson | 1 L. Lanzi |
| 11 K. Muggeridge | 3 C. Kellner | 1 A. Badovini |
| 8 S. Lowes | 3 L. Scassa | 1 Y. Tiberio |
| 7 A. Pitt | 3 J. Lascorz | 1 M. Roccoli |
| 6 P. Casoli | 3 J. Rea | 1 M. Pirro |
| 6 K. Fujiwara | 3 K. Smith | 1 G. Rea |
| 6 S. Chambon | 2 R. Xaus | 1 L. Zanetti |
| 6 J. Teuchert | 2 J. Brookes | 1 R. Wilairot |
| 6 B. Parkes | 2 A. West | 1 R. |
| 6 C. Davies | 2 P. Jacobsen | Krummenacher |
| 6 M. van der Mark | 1 P. Bontempi | |

These data/results cannot be reproduced, stored and/or transmitted in whole or in part by any manner of electronic, mechanical, photocopying, recording, broadcasting or otherwise now known or herein after developed without the previous express consent by the copyright owner, except for reproduction in daily press and regular printed publications on sale to the public within 60 days of the event related to those data/results and always provided that copyright symbol appears together as follows below.

© DORNA WSBK ORGANIZATION Srl 2016



Qatar Round, 28-29-30 October 2016

World Supersport - Team Standings

Losail International Circuit 5.380 m

1 / 2

	February 28 PHILLIP ISLAND	March 13 BURIRAM	April 3 ARAGON	April 17 ASSEN	May 1 IMOLA	May 15 SEPANG	May 29 DONINGTON PARK	June 19 MISANO	September 18 LAUSITZRING	October 2 MAGNY-COURS	October 16 JEREZ	October 28 LOSAIL		
1 Kawasaki Puccetti Racing	356													
SOFUOGLU Kenan	216	20	25	16	25	10	25	25	25		25	20		
KRUMMENACHER Randy	140	25	13	20	13	8	16	13	10	11		11		
2 MV Agusta Reparto Corse	193													
CLUZEL Jules	142	25	13		20	9	8		16	25	10	16		
ZANETTI Lorenzo	44	8				3	6	11	9	7				
ROCCOLI Massimo	7											7		
3 CIA Landlord Insurance Honda	164													
SMITH Kyle	125	11	5	25	6	11	10		7	9	16	25		
BERGMAN Christoffer	30							7	8		7	8		
OKUBO Hikari	7				1	1	5							
STAPLEFORD Luke	2	2												
4 Honda World Supersport Team	135													
JACOBSEN Patrick	135	11	16		16	13	20	20	13		13	13		
5 Gemar Balloons - Team Lorini	116													
BADOVINI Ayrton	86			9	8	25	7		3	16	8	10		
WAHR Kevin	17	4	7		5			1						
SCOTT Glenn	7	4	3											
PINSACH Xavier	6									2	4			
6 GRT Racing Team	96													
REA Gino	81	9	7	20		16	13	16						
WAGNER Aiden	9	6	1					2						
ZANETTI Lorenzo	6										6			
7 San Carlo Team Italia	86													
BASSANI Axel	55		10	8	3			9	1	13	11			
ZACCONE Alessandro	31		11		11		4				5			
8 Race Department ATK#25	80													
BALDOLINI Alex	80	10	10	11	13	7	9	10	4			6		
9 Bardahl Evan Bros. Honda Racing	75													
CARICASULO Federico	75	20		9	5	9	6	5		11	10			
10 Team GoEleven	74													
JEZEK Ondrej	41	8	6	2	7	10				3		5		
GAMARINO Christian	30	13		6	6		5							
MORCIANO Luigi	3							3						
11 Kallio Racing	64													
TUULI Niki	60								20	20	20			
SOOMER Hannes	4									4				
12 Orelac Racing VerdNatura	57													
KHAIRUDDIN Zufahmi	56	3	9	8		20				6	1	9		
CALERO Nacho	1			1										
13 DS Junior Team	39													
MYKHALCHYK Illia	39		3	10	4		3		2	8	9			
14 Schmidt Racing	38													
TEROL Nicolas	31	5		16	3	7								
RYDE Kyle	7									5		2		
15 Profile Racing	33													
STAPLEFORD Luke	33			4		2	11	8	5	1	2			
16 Tribeca Racing	16													
WEST Anthony	16	16												
17 Team Factory Vamag	15													
ROLFO Roberto	15	7			2	4	2							
18 Ranieri Med - SC Racing	7													
RYDE Kyle	7		4	2	1									

These data/results cannot be reproduced, stored and/or transmitted in whole or in part by any manner of electronic, mechanical, photocopying, recording, broadcasting or otherwise now known or herein after developed without the previous express consent by the copyright owner, except for reproduction in daily press and regular printed publications on sale to the public within 60 days of the event related to those data/results and always provided that copyright symbol appears together as follows below.

© DORNA WSBK ORGANIZATION Srl 2016

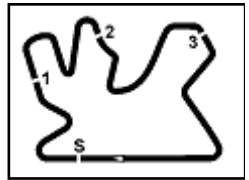
FICR PERUGIA TIMING



Official Tyre Supplier



Official Timekeeper


Qatar Round, 28-29-30 October 2016
World Supersport - Team Standings

	February 28 PHILLIP ISLAND	March 13 BURIRAM	April 3 ARAGON	April 17 ASSEN	May 1 IMOLA	May 15 SEPANG	May 29 DONINGTON PARK	June 19 MISANO	September 18 LAUSITZRING	October 2 MAGNY-COURS	October 16 JEREZ	October 28 LOSAIL	
19 Scuderia Maranga Racing	6												
STIRPE Davide	6							6					
20 Yamaha Thailand Racing Team	5												
KRAISART Decha	5	5											
21 RPM84	4												
CRESSON Loris	4											4	
22 Phoenix Racing Suzuki	4												
MANFREDI Kevin	4							4					
23 AARK Racing	2												
PHILLIS Alex	2	2											
24 Landbridge Racing	1												
LEVY Mitch	1	1											
25 Response RE Racing	1												
EPIS Lachlan	1											1	
26 Team Yohann Moto Sport	1												
TANGRE Cédric	1			1									

These data/results cannot be reproduced, stored and/or transmitted in whole or in part by any manner of electronic, mechanical, photocopying, recording, broadcasting or otherwise now known or herein after developed without the previous express consent by the copyright owner, except for reproduction in daily press and regular printed publications on sale to the public within 60 days of the event related to those data/results and always provided that copyright symbol appears together as follows below.

© DORNA WSBK ORGANIZATION Srl 2016

FIGR PERUGIA TIMING



Official Tyre Supplier



Official Timekeeper