

Qatar Round, 28-29-30 October 2016

World Supersport - Biographical Entry List

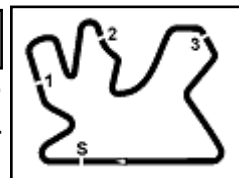
Losail International Circuit 5.380 m

No.	Rider (Abbreviation)			Nat	Bike Team	Wins 2016	Podiums 2016	Pole 2016	Races 2016	Tyres
	Age	Date of Birth	Place of Birth							
1	1	SOFUOGLU Kenan (Sof) 32 25/08/1984	Adapazari	TUR	Kawasaki ZX-6R Kawasaki Puccetti Racing	38 6	77 8	30 7	115 11	Pirelli
2	2	JACOBSEN Patrick (Jac) 23 07/08/1993	Montgomery	USA	Honda CBR600RR Honda World Supersport Team	2	13 4	2	34 11	Pirelli
3	10	CALERO Nacho (Cal) 25 05/07/1991	Valencia	ESP	Kawasaki ZX-6R Orelac Racing VerdNatura				44 11	Pirelli
4	11	GAMARINO Christian (Gam) 22 18/06/1994	Genova	ITA	Kawasaki ZX-6R Team GoEleven				34 11	Pirelli
5	16	CLUZEL Jules (Clu) 28 12/10/1988	Montlucon	FRA	MV Agusta F3 675 MV Agusta Reparto Corse	12 2	26 4	18 2	44 11	Pirelli
6	21	KRUMMENACHER Randy (Kru) 26 24/02/1990	Zurich	SUI	Kawasaki ZX-6R Kawasaki Puccetti Racing	1 1	3 3	1 1	10 10	Pirelli
7	25	BALDOLINI Alex (Bal) 31 24/01/1985	Cesena	ITA	MV Agusta F3 675 Race Department ATK#25		1		49 9	Pirelli
8	35	HILL Stefan (Hil) 18 23/02/1998	Coventry	GBR	Honda CBR600RR CIA Landlord Insurance Honda				12 11	Pirelli
9	44	ROLFO Roberto (Rol) 36 23/03/1980	Torino	ITA	MV Agusta F3 675 Team Factory Vamag			3	46 11	Pirelli
10	52	ROCCOLI Massimo (Roc) 31 27/11/1984	Rimini	ITA	MV Agusta F3 675 MV Agusta Reparto Corse	1	3		106	Pirelli
11	63	KHAIRUDDIN Zufahmi (Kha) 25 20/10/1991	Banting	MAS	Kawasaki ZX-6R Orelac Racing VerdNatura		1 1		11 11	Pirelli
12	64	CARICASULO Federico (Car) 20 06/04/1996	Ravenna	ITA	Honda CBR600RR Bardahl Evan Bros. Honda Racing		1 1	1 1	11 11	Pirelli
13	65	CANDUCCI Michael (Can) 19 28/06/1997	Ravenna	ITA	MV Agusta F3 675 GRT Racing Team				4 4	Pirelli
14	69	JEZEK Ondrej (Jez) 27 15/03/1989	Brno	CZE	Kawasaki ZX-6R Team GoEleven				22 10	Pirelli
15	71	BERGMAN Christoffer (Ber) 27 06/10/1989	Karlstad	SWE	Honda CBR600RR CIA Landlord Insurance Honda				10 10	Pirelli
16	77	RYDE Kyle (Ryd) 19 22/07/1997	Nottingham	GBR	Kawasaki ZX-6R Schmidt Racing		1		11 10	Pirelli
17	78	OKUBO Hikari (Oku) 23 11/08/1993	Kodaira	JPN	Honda CBR600RR CIA Landlord Insurance Honda				11 11	Pirelli
18	80	PINSACH Xavier (Pin) 20 29/05/1996	Porqueres - Girona	ESP	Honda CBR600RR Gemar Balloons - Team Lorini				3 2	Pirelli
19	81	STAPLEFORD Luke (Sta) 25 11/07/1991	Leicester	GBR	Triumph Daytona 675 Profile Racing				11 8	Pirelli
20	83	EPIS Lachlan (Epi) 16 22/12/1999	Blacktown	AUS	Kawasaki ZX-6R Response RE Racing				10 10	Pirelli
21*	84	CRESSON Loris (Cre) 18 14/08/1998	Braine L'Alleud	BEL	Yamaha YZF R6 RPM84				3 3	Pirelli
22	86	BADOVINI Ayrton (Bad) 30 31/05/1986	Biella	ITA	Honda CBR600RR Gemar Balloons - Team Lorini	1 1	2 2		8 8	Pirelli
23	87	ZANETTI Lorenzo (Zan) 29 10/08/1987	Brescia	ITA	MV Agusta F3 675 GRT Racing Team	1	8		45 11	Pirelli
24	111	SMITH Kyle (Smi) 25 16/09/1991	Huddersfield	GBR	Honda CBR600RR CIA Landlord Insurance Honda	2 1	5 2		23 11	Pirelli

* = Wild Card

These data/results cannot be reproduced, stored and/or transmitted in whole or in part by any manner of electronic, mechanical, photocopying, recording, broadcasting or otherwise now known or herein after developed without the previous express consent by the copyright owner, except for reproduction in daily press and regular printed publications on sale to the public within 60 days of the event related to those data/results and always provided that copyright symbol appears together as follows below.

© DORNA WSBK ORGANIZATION Srl 2016



Qatar Round, 28-29-30 October 2016

World Supersport - Results Free Practice 1st Session

Losail International Circuit 5.380 m

1 / 2

No.	Rider	Nat	Team	Bike	Time	Gap	Rel.	Laps	Speed	
									Avg	Max
1	1 K. SOFUOGLU	TUR	Kawasaki Puccetti Racing	Kawasaki ZX-6R	2'03.403			15	156,949	272,7
2	2 P. JACOBSEN	USA	Honda World Supersport Team	Honda CBR600RR	2'03.601	0.198	0.198	20	156,698	268,7
3	16 J. CLUZEL	FRA	MV Agusta Reparto Corse	MV Agusta F3 675	2'03.706	0.303	0.105	17	156,565	264,7
4	111 K. SMITH	GBR	CIA Landlord Insurance Honda	Honda CBR600RR	2'04.019	0.616	0.313	19	156,170	265,4
5	86 A. BADOVINI	ITA	Gemar Balloons - Team Lorini	Honda CBR600RR	2'04.244	0.841	0.225	15	155,887	268,0
6	69 O. JEZEK	CZE	Team GoEleven	Kawasaki ZX-6R	2'04.256	0.853	0.012	19	155,872	271,4
7	21 R. KRUMMENACHER	SUI	Kawasaki Puccetti Racing	Kawasaki ZX-6R	2'04.275	0.872	0.019	18	155,848	266,0
8	64 F. CARICASULO	ITA	Bardahl Evan Bros. Honda Racing	Honda CBR600RR	2'04.286	0.883	0.011	23	155,834	267,3
9	87 L. ZANETTI	ITA	GRT Racing Team	MV Agusta F3 675	2'04.311	0.908	0.025	16	155,803	269,3
10	81 L. STAPLEFORD	GBR	Profile Racing	Triumph Daytona 675	2'04.321	0.918	0.010	17	155,790	262,8
11	44 R. ROLFO	ITA	Team Factory Vamag	MV Agusta F3 675	2'04.604	1.201	0.283	19	155,436	264,1
12	11 C. GAMARINO	ITA	Team GoEleven	Kawasaki ZX-6R	2'04.645	1.242	0.041	20	155,385	262,8
13	63 Z. KHAIRUDDIN	MAS	Orelac Racing VerdNatura	Kawasaki ZX-6R	2'04.889	1.486	0.244	19	155,082	267,3
14	71 C. BERGMAN	SWE	CIA Landlord Insurance Honda	Honda CBR600RR	2'04.918	1.515	0.029	21	155,046	266,7
15	52 M. ROCCOLI	ITA	MV Agusta Reparto Corse	MV Agusta F3 675	2'04.954	1.551	0.036	17	155,001	264,1
16	10 N. CALERO	ESP	Orelac Racing VerdNatura	Kawasaki ZX-6R	2'04.972	1.569	0.018	19	154,979	265,4
17	65 M. CANDUCCI	ITA	GRT Racing Team	MV Agusta F3 675	2'05.418	2.015	0.446	18	154,428	265,4
18	78 H. OKUBO	JPN	CIA Landlord Insurance Honda	Honda CBR600RR	2'05.568	2.165	0.150	20	154,243	262,8
19	25 A. BALDOLINI	ITA	Race Department ATK#25	MV Agusta F3 675	2'05.683	2.280	0.115	12	154,102	268,0
20	80 X. PINSACH	ESP	Gemar Balloons - Team Lorini	Honda CBR600RR	2'05.813	2.410	0.130	18	153,943	264,1
21	77 K. RYDE	GBR	Schmidt Racing	Kawasaki ZX-6R	2'06.430	3.027	0.617	16	153,191	270,0
22	83 L. EPIS	AUS	Response RE Racing	Kawasaki ZX-6R	2'06.672	3.269	0.242	20	152,899	263,4
23	84 L. CRESSON	BEL	RPM84	Yamaha YZF R6	2'07.943	4.540	1.271	19	151,380	263,4
24	35 S. HILL	GBR	CIA Landlord Insurance Honda	Honda CBR600RR	2'08.017	4.614	0.074	9	151,292	261,5

Qualifying Lap Time (107% of 2'03.403): 2'12.042

AIR	Humidity:	54%	Temp:	31°C
TRACK	Condition:	Dry	Temp:	37°C

Records	Pole	2015	K.Sofuoglu	2'00.989	160,080	Km/h
	Race	2014	J.Cluzel	2'01.999	158,760	Km/h
	Circuit	2015	K.Sofuoglu	2'00.989	160,080	Km/h

These data/results cannot be reproduced, stored and/or transmitted in whole or in part by any manner of electronic, mechanical, photocopying, recording, broadcasting or otherwise now known or herein after developed without the previous express consent by the copyright owner, except for reproduction in daily press and regular printed publications on sale to the public within 60 days of the event related to those data/results and always provided that copyright symbol appears together as follows below.

© DORNA WSBK ORGANIZATION Srl 2016

Start	End	The results are provisional until the end of the time limit for protests and appeals
28/10/2016 16:30	17:32	and the completion of the technical checks.

FICR PERUGIA TIMING



Official Tyre Supplier



Official Timekeeper

Qatar Round, 28-29-30 October 2016

World Supersport - Results Free Practice 1st Session

Losail International Circuit 5.380 m
2 / 2

Session Highlights

16.30.03		Start
16.30.55	84 Cresson	Check Transponder
16.55.48	35 Hill	Crashed - Turn 7
17.32.42		End Of Session

Fastest Laps Sequence

No.	Rider	Nat	Team	Bike	Local Time	Time	Gap	Avg
111	K. SMITH	GBR	CIA Landlord Insurance Honda	Honda CBR600RR	16:32'20.224	2'25.893		132,755
64	F. CARICASULO	ITA	Bardahl Evan Bros. Honda Racing	Honda CBR600RR	16:32'20.862	2'23.660	-2.233	134,818
78	H. OKUBO	JPN	CIA Landlord Insurance Honda	Honda CBR600RR	16:32'27.108	2'22.977	-0.683	135,462
35	S. HILL	GBR	CIA Landlord Insurance Honda	Honda CBR600RR	16:32'27.781	2'16.257	-6.720	142,143
16	J. CLUZEL	FRA	MV Agusta Reparto Corse	MV Agusta F3 675	16:33'10.557	2'15.398	-0.859	143,045
111	K. SMITH	GBR	CIA Landlord Insurance Honda	Honda CBR600RR	16:34'27.574	2'07.350	-8.048	152,085
16	J. CLUZEL	FRA	MV Agusta Reparto Corse	MV Agusta F3 675	16:35'16.320	2'05.763	-1.587	154,004
111	K. SMITH	GBR	CIA Landlord Insurance Honda	Honda CBR600RR	16:36'33.324	2'05.750	-0.013	154,020
16	J. CLUZEL	FRA	MV Agusta Reparto Corse	MV Agusta F3 675	16:37'21.618	2'05.298	-0.452	154,575
111	K. SMITH	GBR	CIA Landlord Insurance Honda	Honda CBR600RR	16:38'38.489	2'05.165	-0.133	154,740
111	K. SMITH	GBR	CIA Landlord Insurance Honda	Honda CBR600RR	16:40'43.469	2'04.980	-0.185	154,969
111	K. SMITH	GBR	CIA Landlord Insurance Honda	Honda CBR600RR	16:42'47.963	2'04.494	-0.486	155,574
111	K. SMITH	GBR	CIA Landlord Insurance Honda	Honda CBR600RR	17:04'02.802	2'04.388	-0.106	155,706
111	K. SMITH	GBR	CIA Landlord Insurance Honda	Honda CBR600RR	17:08'19.467	2'04.087	-0.301	156,084
16	J. CLUZEL	FRA	MV Agusta Reparto Corse	MV Agusta F3 675	17:25'53.100	2'03.781	-0.306	156,470
16	J. CLUZEL	FRA	MV Agusta Reparto Corse	MV Agusta F3 675	17:27'56.806	2'03.706	-0.075	156,565
2	P. JACOBSEN	USA	Honda World Supersport Team	Honda CBR600RR	17:29'43.138	2'03.632	-0.074	156,658
1	K. SOFUOGLU	TUR	Kawasaki Puccetti Racing	Kawasaki ZX-6R	17:29'55.024	2'03.403	-0.229	156,949

These data/results cannot be reproduced, stored and/or transmitted in whole or in part by any manner of electronic, mechanical, photocopying, recording, broadcasting or otherwise now known or herein after developed without the previous express consent by the copyright owner, except for reproduction in daily press and regular printed publications on sale to the public within 60 days of the event related to those data/results and always provided that copyright symbol appears together as follows below.

© DORNA WSBK ORGANIZATION Srl 2016

Start	End	The results are provisional until the end of the time limit for protests and appeals
28/10/2016 16:30	17:32	and the completion of the technical checks.

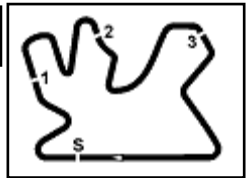
FICR PERUGIA TIMING



Official Tyre Supplier



Official Timekeeper



Qatar Round, 28-29-30 October 2016

World Supersport - Best Sector & Speed Free Practice 1st Session

Losail International Circuit 5,380 m

Best Lap

1	1 K. SOFUOGLU	Kawasaki ZX-6R	2'03.403
2	2 P. JACOBSEN	Honda CBR600RR	2'03.601
3	16 J. CLUZEL	MV Austa F3 675	2'03.706
4	111 K. SMITH	Honda CBR600RR	2'04.019
5	86 A. BADOVINI	Honda CBR600RR	2'04.244
6	69 O. JEZEK	Kawasaki ZX-6R	2'04.256
7	21 R. KRUMMENACHER	Kawasaki ZX-6R	2'04.275
8	64 F. CARICASULO	Honda CBR600RR	2'04.286
9	87 L. ZANETTI	MV Austa F3 675	2'04.311
10	81 L. STAPLEFORD	Triumph Daytona 675	2'04.321
11	44 R. ROLFO	MV Austa F3 675	2'04.604
12	11 C. GAMARINO	Kawasaki ZX-6R	2'04.645
13	63 Z. KHAIRUDDIN	Kawasaki ZX-6R	2'04.889
14	71 C. BERGMAN	Honda CBR600RR	2'04.918
15	52 M. ROCCOLI	MV Austa F3 675	2'04.954
16	10 N. CALERO	Kawasaki ZX-6R	2'04.972
17	65 M. CANDUCCI	MV Austa F3 675	2'05.418
18	78 H. OKUBO	Honda CBR600RR	2'05.568
19	25 A. BALDOLINI	MV Austa F3 675	2'05.683
20	80 X. PINSACH	Honda CBR600RR	2'05.813
21	77 K. RYDE	Kawasaki ZX-6R	2'06.430
22	83 L. EPIS	Kawasaki ZX-6R	2'06.672
23	84 L. CRESSON	Yamaha YZF R6	2'07.943
24	35 S. HILL	Honda CBR600RR	2'08.017

Best Sector & Speed

1	1 K. SOFUOGLU	Kawasaki ZX-6R	272.7
2	69 O. JEZEK	Kawasaki ZX-6R	271.4
3	77 K. RYDE	Kawasaki ZX-6R	270.0
4	87 L. ZANETTI	MV Austa F3 675	269.3
5	2 P. JACOBSEN	Honda CBR600RR	268.7
6	86 A. BADOVINI	Honda CBR600RR	268.0
7	25 A. BALDOLINI	MV Austa F3 675	268.0
8	64 F. CARICASULO	Honda CBR600RR	267.3
9	63 Z. KHAIRUDDIN	Kawasaki ZX-6R	267.3
10	71 C. BERGMAN	Honda CBR600RR	266.7
11	21 R. KRUMMENACHER	Kawasaki ZX-6R	266.0
12	10 N. CALERO	Kawasaki ZX-6R	265.4
13	111 K. SMITH	Honda CBR600RR	265.4
14	65 M. CANDUCCI	MV Austa F3 675	265.4
15	16 J. CLUZEL	MV Austa F3 675	264.7
16	80 X. PINSACH	Honda CBR600RR	264.1
17	52 M. ROCCOLI	MV Austa F3 675	264.1
18	44 R. ROLFO	MV Austa F3 675	264.1
19	84 L. CRESSON	Yamaha YZF R6	263.4
20	83 L. EPIS	Kawasaki ZX-6R	263.4
21	81 L. STAPLEFORD	Triumph Daytona 675	262.8
22	11 C. GAMARINO	Kawasaki ZX-6R	262.8
23	78 H. OKUBO	Honda CBR600RR	262.8
24	35 S. HILL	Honda CBR600RR	261.5

Seg. 1		Seg. 2		Seg. 3		Seg. 4		Seg. 5						
1	1 K. SOFUOGLU	2.295	1	1 K. SOFUOGLU	24.515	1	16 J. CLUZEL	31.552	1	1 K. SOFUOGLU	30.114	1	2 P. JACOBSEN	34.527
2	69 O. JEZEK	2.301	2	111 K. SMITH	24.585	2	81 L. STAPLEFORD	31.560	2	16 J. CLUZEL	30.118	2	86 A. BADOVINI	34.784
3	87 L. ZANETTI	2.304	3	16 J. CLUZEL	24.621	3	21 R. KRUMMENAC	31.605	3	111 K. SMITH	30.167	3	87 L. ZANETTI	34.788
4	77 K. RYDE	2.308	4	21 R. KRUMMENAC	24.669	4	1 K. SOFUOGLU	31.622	4	11 C. GAMARINO	30.190	4	111 K. SMITH	34.810
5	2 P. JACOBSEN	2.320	5	2 P. JACOBSEN	24.708	5	2 P. JACOBSEN	31.659	5	2 P. JACOBSEN	30.209	5	64 F. CARICASULO	34.850
6	21 R. KRUMMENAC	2.322	6	44 R. ROLFO	24.745	6	87 L. ZANETTI	31.688	6	21 R. KRUMMENAC	30.233	6	1 K. SOFUOGLU	34.857
7	25 A. BALDOLINI	2.325	7	81 L. STAPLEFORD	24.816	7	69 O. JEZEK	31.689	7	69 O. JEZEK	30.259	7	63 Z. KHAIRUDDIN	34.878
8	86 A. BADOVINI	2.330	8	86 A. BADOVINI	24.846	8	64 F. CARICASULO	31.704	8	71 C. BERGMAN	30.261	8	16 J. CLUZEL	34.884
9	63 Z. KHAIRUDDIN	2.336	9	87 L. ZANETTI	24.858	9	86 A. BADOVINI	31.710	9	86 A. BADOVINI	30.284	9	81 L. STAPLEFORD	35.012
10	64 F. CARICASULO	2.337	10	11 C. GAMARINO	24.874	10	111 K. SMITH	31.733	10	64 F. CARICASULO	30.284	10	71 C. BERGMAN	35.052
11	65 M. CANDUCCI	2.338	11	69 O. JEZEK	24.890	11	63 Z. KHAIRUDDIN	31.776	11	44 R. ROLFO	30.301	11	78 H. OKUBO	35.058
12	71 C. BERGMAN	2.346	12	71 C. BERGMAN	24.910	12	10 N. CALERO	31.781	12	52 M. ROCCOLI	30.327	12	69 O. JEZEK	35.092
13	10 N. CALERO	2.353	13	63 Z. KHAIRUDDIN	24.930	13	44 R. ROLFO	31.878	13	81 L. STAPLEFORD	30.362	13	80 X. PINSACH	35.096
14	111 K. SMITH	2.354	14	64 F. CARICASULO	24.939	14	71 C. BERGMAN	31.897	14	10 N. CALERO	30.368	14	21 R. KRUMMENAC	35.098
15	80 X. PINSACH	2.354	15	10 N. CALERO	24.976	15	65 M. CANDUCCI	31.967	15	87 L. ZANETTI	30.411	15	52 M. ROCCOLI	35.112
16	16 J. CLUZEL	2.357	16	65 M. CANDUCCI	25.035	16	11 C. GAMARINO	31.991	16	63 Z. KHAIRUDDIN	30.504	16	44 R. ROLFO	35.154
17	78 H. OKUBO	2.363	17	25 A. BALDOLINI	25.066	17	52 M. ROCCOLI	32.034	17	78 H. OKUBO	30.544	17	10 N. CALERO	35.167
18	83 L. EPIS	2.366	18	77 K. RYDE	25.077	18	80 X. PINSACH	32.112	18	25 A. BALDOLINI	30.610	18	77 K. RYDE	35.190
19	52 M. ROCCOLI	2.366	19	52 M. ROCCOLI	25.115	19	78 H. OKUBO	32.210	19	65 M. CANDUCCI	30.634	19	11 C. GAMARINO	35.215
20	84 L. CRESSON	2.366	20	78 H. OKUBO	25.170	20	25 A. BALDOLINI	32.307	20	83 L. EPIS	30.777	20	25 A. BALDOLINI	35.222
21	44 R. ROLFO	2.367	21	80 X. PINSACH	25.172	21	77 K. RYDE	32.377	21	80 X. PINSACH	30.867	21	65 M. CANDUCCI	35.384
22	81 L. STAPLEFORD	2.372	22	83 L. EPIS	25.192	22	83 L. EPIS	32.393	22	77 K. RYDE	30.958	22	83 L. EPIS	35.655
23	11 C. GAMARINO	2.375	23	35 S. HILL	25.580	23	35 S. HILL	32.497	23	84 L. CRESSON	30.977	23	84 L. CRESSON	35.667
24	35 S. HILL	2.387	24	84 L. CRESSON	25.639	24	84 L. CRESSON	32.788	24	35 S. HILL	30.985	24	35 S. HILL	36.118

28/10/2016

These data/results cannot be reproduced, stored and/or transmitted in whole or in part by any manner of electronic, mechanical, photocopying, recording, broadcasting or otherwise now known or herein after developed without the previous express consent by the copyright owner, except for reproduction in daily press and regular printed publications on sale to the public within 60 days of the event related to those data/results and always provided that copyright symbol appears together as follows below.

© DORNA WSBK ORGANIZATION Srl 2016

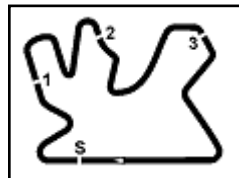
FICR PERUGIA TIMING



Official Tyre Supplier



Official Timekeeper



Qatar Round, 28-29-30 October 2016

World Supersport - Ideal Times Free Practice 1st Session

Losail International Circuit 5.380 m

1 / 1

No. Rider	Nat	Bike	Seg. 1 Diff. 1	Seg. 2 Diff. 2	Seg. 3 Diff. 3	Seg. 4 Diff. 4	Seg. 5 Diff. 5	Ideal Time Best Lap	Pos.	Diff.
1	1 K. SOFUOGLU	TUR Kawasaki ZX-6R	2.295	24.515	31.622	30.114	34.857	2'03.403 2'03.403	1	0.000
2	2 P. JACOBSEN	USA Honda CBR600RR	2.320 0.018	24.708 0.082	31.659	30.209 0.078	34.527	2'03.423 2'03.601	2	0.178
3	16 J. CLUZEL	FRA MV Agusta F3 675	2.357 0.004	24.621	31.552	30.118	34.884 0.170	2'03.532 2'03.706	3	0.174
4	111 K. SMITH	GBR Honda CBR600RR	2.354 0.019	24.585 0.127	31.733 0.065	30.167	34.810 0.159	2'03.649 2'04.019	4	0.370
5	21 R. KRUMMENACHER	SUI Kawasaki ZX-6R	2.322 0.074	24.669	31.605 0.077	30.233 0.123	35.098 0.074	2'03.927 2'04.275	7	0.348
6	86 A. BADOVINI	ITA Honda CBR600RR	2.330	24.846	31.710 0.025	30.284 0.078	34.784 0.187	2'03.954 2'04.244	5	0.290
7	87 L. ZANETTI	ITA MV Agusta F3 675	2.304 0.049	24.858	31.688 0.213	30.411	34.788	2'04.049 2'04.311	9	0.262
8	64 F. CARICASULO	ITA Honda CBR600RR	2.337 0.014	24.939	31.704	30.284 0.158	34.850	2'04.114 2'04.286	8	0.172
9	81 L. STAPLEFORD	GBR Triumph Daytona 675	2.372 0.026	24.816 0.173	31.560	30.362	35.012	2'04.122 2'04.321	10	0.199
10	69 O. JEZEK	CZE Kawasaki ZX-6R	2.301	24.890	31.689	30.259	35.092 0.025	2'04.231 2'04.256	6	0.025
11	63 Z. KHAIRUDDIN	MAS Kawasaki ZX-6R	2.336 0.025	24.930 0.440	31.776	30.504	34.878	2'04.424 2'04.889	13	0.465
12	44 R. ROLFO	ITA MV Agusta F3 675	2.367 0.019	24.745	31.878 0.088	30.301	35.154 0.052	2'04.445 2'04.604	11	0.159
13	71 C. BERGMAN	SWE Honda CBR600RR	2.346 0.046	24.910 0.153	31.897	30.261 0.109	35.052 0.144	2'04.466 2'04.918	14	0.452
14	11 C. GAMARINO	ITA Kawasaki ZX-6R	2.375	24.874	31.991	30.190	35.215	2'04.645 2'04.645	12	0.000
15	10 N. CALERO	ESP Kawasaki ZX-6R	2.353 0.038	24.976 0.046	31.781	30.368 0.067	35.167 0.176	2'04.645 2'04.972	16	0.327
16	52 M. ROCCOLI	ITA MV Agusta F3 675	2.366	25.115	32.034	30.327	35.112	2'04.954 2'04.954	15	0.000
17	78 H. OKUBO	JPN Honda CBR600RR	2.363 0.019	25.170 0.005	32.210 0.184	30.544 0.015	35.058	2'05.345 2'05.568	18	0.223
18	65 M. CANDUCCI	ITA MV Agusta F3 675	2.338 0.029	25.035	31.967	30.634	35.384 0.031	2'05.358 2'05.418	17	0.060
19	25 A. BALDOLINI	ITA MV Agusta F3 675	2.325 0.032	25.066	32.307 0.009	30.610 0.085	35.222 0.027	2'05.530 2'05.683	19	0.153
20	80 X. PINSACH	ESP Honda CBR600RR	2.354	25.172 0.096	32.112 0.092	30.867 0.024	35.096	2'05.601 2'05.813	20	0.212
21	77 K. RYDE	GBR Kawasaki ZX-6R	2.308	25.077	32.377 0.052	30.958	35.190 0.468	2'05.910 2'06.430	21	0.520
22	83 L. EPIS	AUS Kawasaki ZX-6R	2.366 0.038	25.192 0.251	32.393	30.777	35.655	2'06.383 2'06.672	22	0.289
23	84 L. CRESSON	BEL Yamaha YZF R6	2.366 0.015	25.639 0.059	32.788 0.047	30.977 0.145	35.667 0.240	2'07.437 2'07.943	23	0.506
24	35 S. HILL	GBR Honda CBR600RR	2.387 0.058	25.580 0.167	32.497	30.985 0.225	36.118	2'07.567 2'08.017	24	0.450
Overall Ideal Time			2.295	24.515	31.552	30.114	34.527	2'03.003		

28/10/2016

These data/results cannot be reproduced, stored and/or transmitted in whole or in part by any manner of electronic, mechanical, photocopying, recording, broadcasting or otherwise now known or herein after developed without the previous express consent by the copyright owner, except for reproduction in daily press and regular printed publications on sale to the public within 60 days of the event related to those data/results and always provided that copyright symbol appears together as follows below.
© DORNA WSBK ORGANIZATION Srl 2016

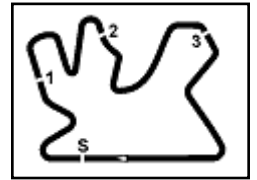
FICR PERUGIA TIMING



Official Tyre Supplier



Official Timekeeper



Qatar Round, 28-29-30 October 2016 World Supersport - Chronological Analysis Free Practice 1st Session

Losail International Circuit 5.380 m

3 / 4

15° 52 M. ROCCOLI (2'04.954)								
Lap	Seg. 1	Seg. 2	Seg. 3	Seg. 4	Seg. 5	Lap Time	km/h	Local Time
1	5.693	32.957	36.881	34.173	2'04.110	3'53.814 P	111.8	16:30'29.531
2	5.462	35.442	35.082	34.714	1'11.022	3'01.722 P		16:37'25.067
3	5.499	29.785	34.708	34.025	40.033	2'24.050 P	126.2	16:39'49.117
4	2.914	27.822	40.191	32.862	38.570	2'22.359	213.0	16:42'11.476
5	2.674	26.908	35.295	32.585	37.604	2'15.066	232.3	16:44'26.542
6	2.610	27.057	33.986	32.409	37.518	2'13.580	240.0	16:46'40.122
7	2.512	26.950	34.201	32.142	6'16.095	7'51.900 P	248.3	16:54'32.022
8	5.167	28.425	32.909	30.953	35.915	2'13.369 P	144.0	16:56'45.391
9	2.421	25.851	32.981	31.141	35.956	2'08.350	257.8	16:58'53.741
10	2.427	25.711	33.057	31.128	35.937	2'08.260	257.1	17:01'02.001
11	2.422	25.894	33.022	32.459	13'58.500	15'32.297 P	257.8	17:16'34.298
12	4.575	27.058	33.280	32.386	36.103	2'13.402 P	157.0	17:18'47.700
13	2.433	26.902	32.455	30.586	35.470	2'07.846	255.9	17:20'55.546
14	2.390	25.241	32.470	30.667	35.518	2'06.286	260.9	17:23'01.832
15	2.404	25.667	33.449	31.583	2'23.159	3'56.262 P	260.2	17:26'58.134
16	4.176	28.006	36.943	36.455	40.460	2'26.040 P	161.9	17:29'24.094
17	2.366	25.115	32.034	30.327	35.112	2'04.954	264.1	17:31'29.088

16° 10 N. CALERO (2'04.972)								
Lap	Seg. 1	Seg. 2	Seg. 3	Seg. 4	Seg. 5	Lap Time	km/h	Local Time
1	4.959	28.941	33.677	32.419	41.024	2'21.020 P	137.2	16:35'58.843
2	2.436	26.131	35.000	31.344	35.338	2'10.249	255.3	16:40'30.112
3	2.406	25.598	32.014	30.906	35.167	2'06.091	258.4	16:42'36.203
4	2.414	25.567	32.102	30.661	35.745	2'06.489	257.8	16:44'42.692
5	2.425	28.903	33.964	32.363	10'55.827	12'33.482 P	256.5	16:57'16.174
6	5.001	27.433	36.096	33.853	35.773	2'18.156 P	143.6	16:59'34.330
7	2.410	25.310	32.023	30.869	35.305	2'05.917	259.0	17:01'40.247
8	2.397	25.231	31.966	30.909	35.313	2'05.816	260.9	17:03'46.063
9	2.380	25.183	32.141	30.702	35.293	2'05.699	262.1	17:05'51.782
10	2.384	26.743	34.444	32.358	39.735	2'15.664	265.5	17:08'07.426
11	2.353	25.194	32.413	30.991	35.699	2'06.650	261.4	17:10'14.076
12	2.438	28.064	32.678	30.669	35.981	2'09.830	255.3	17:12'23.906
13	2.418	25.458	32.211	30.737	36.222	2'07.046	257.8	17:14'30.952
14	2.397	25.260	32.273	30.603	35.573	2'06.106	260.2	17:16'37.058
15	2.422	28.284	35.712	35.714	4'37.146	6'19.278 P	157.1	17:22'56.336
16	5.070	29.365	34.937	31.377	36.327	2'17.076 P	230.1	17:25'13.412
17	2.391	25.022	31.781	30.435	35.343	2'04.972	260.9	17:27'18.384
18	2.411	25.183	32.000	30.368	35.202	2'05.164	259.6	17:29'23.548
19	2.403	24.976	30.793	31.988	35.367	2'05.527	259.6	17:31'29.075

17° 65 M. CANDUCCI (2'05.418)								
Lap	Seg. 1	Seg. 2	Seg. 3	Seg. 4	Seg. 5	Lap Time	km/h	Local Time
1	4.967	31.039	35.158	33.705	37.477	2'22.346 P	149.0	16:30'40.905
2	2.456	27.009	33.673	32.178	36.617	2'11.933	253.5	16:35'15.184
3	2.444	26.559	32.517	46.080	38.097	2'25.697	255.3	16:37'40.881
4	2.462	26.228	33.011	32.033	36.679	2'10.413	252.3	16:39'51.294
5	2.454	26.704	33.390	31.879	36.016	2'10.443	254.1	16:42'01.737
6	2.436	25.749	32.886	33.154	11'27.348	13'01.573 P	255.9	16:55'03.310
7	9.137	29.912	33.364	31.806	36.298	2'20.517 P		16:57'23.827
8	2.424	25.313	32.556	31.017	35.476	2'06.786	260.2	16:59'30.613
9	2.363	25.128	32.533	30.821	35.384	2'06.229	264.7	17:01'36.842
10	2.338	25.277	34.138	31.513	10'18.681	11'51.947 P	265.4	17:13'28.789
11	6.444	28.975	32.586	31.219	35.780	2'15.004 P		17:15'43.793
12	2.409	25.837	32.312	33.166	35.891	2'09.615	259.0	17:17'53.408
13	2.418	25.834	32.544	31.083	35.813	2'07.692	258.4	17:20'01.100
14	2.433	25.217	32.408	31.042	35.480	2'06.580	255.9	17:22'07.680
15	2.439	25.453	32.185	31.421	35.827	2'07.325	255.3	17:24'15.005
16	2.433	25.277	32.123	31.798	35.536	2'07.167	255.9	17:26'22.172
17	2.435	25.344	32.050	30.700	35.613	2'06.142	255.9	17:28'28.314
18	2.367	25.035	31.967	30.634	35.415	2'05.418	263.4	17:30'33.732

18° 78 H. OKUBO (2'05.568)								
Lap	Seg. 1	Seg. 2	Seg. 3	Seg. 4	Seg. 5	Lap Time	km/h	Local Time
1	6.149	29.397	34.880	35.126	37.425	2'22.977 P	148.6	16:30'04.131
2	2.423	27.255	33.973	32.129	36.200	2'11.980	257.1	16:34'39.088
3	2.401	26.158	32.923	33.195	36.182	2'10.859	259.6	16:36'49.947
4	2.392	25.865	36.312	31.900	36.107	2'12.576	260.9	16:39'02.523
5	2.413	25.792	32.753	31.287	36.000	2'08.245	258.4	16:41'10.768
6	2.403	25.953	38.241	31.643	36.302	2'14.542		16:43'25.310
7	2.415	25.673	39.160	31.227	12'08.491	13'46.966 P	257.8	16:57'12.276
8	5.250	28.326	33.267	31.545	36.108	2'14.496 P	127.7	16:59'26.772
9	2.415	26.074	32.879	31.220	36.005	2'08.593	257.8	17:01'35.365

P = Pits In/Out - C = Lap-Time Cancelled

These data/results cannot be reproduced, stored and/or transmitted in whole or in part by any manner of electronic, mechanical, photocopying, recording, broadcasting or otherwise now known or herein after developed without the previous express consent by the copyright owner, except for reproduction in daily press and regular printed publications on sale to the public within 60 days of the event related to those data/results and always provided that copyright symbol appears together as follows below.

© DORNA WSBK ORGANIZATION Srl 2016

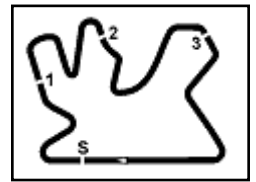
PIRELLI PERUGIA TIMING



Official Tyre Supplier



Official Timekeeper



Qatar Round, 28-29-30 October 2016

World Supersport - Chronological Analysis Free Practice 1st Session

Losail International Circuit 5.380 m

4 / 4

7	2.383	25.779	33.285	31.539	6'20.875	7'53.861 P	261.5	16:51'19.487
8	4.541	29.066	35.719	32.415	36.229	2'17.970 P	152.1	16:53'37.457
9	2.448	26.069	33.064	31.471	35.925	2'08.977	254.1	16:55'46.434
10	2.444	25.907	32.906	31.359	36.699	2'09.315	254.1	16:57'55.749
11	2.431	30.422	34.789	32.457	4'10.662	5'50.761 P	255.9	17:03'46.510
12	5.541	30.407	40.016	31.541	37.041	2'24.546 P	127.7	17:06'11.056
13	2.397	25.836	32.875	31.301	36.638	2'09.047	259.6	17:08'20.103
14	2.401	25.429	33.045	30.988	36.185	2'08.048	259.6	17:10'28.151
15	2.407	25.796	33.020	31.914	7'57.828	9'30.965 P	259.0	17:19'59.116
16	5.533	29.865	34.907	32.356	36.240	2'18.901 P	130.8	17:22'18.017
17	2.366	25.688	32.633	30.958	35.762	2'07.407	263.4	17:24'25.424
18	2.404	25.443	32.393	30.777	35.655	2'06.672	259.6	17:26'32.096
19	2.384	25.192	32.405	30.855	36.038	2'06.874	261.5	17:28'38.970
20	2.411	25.251	33.008	33.334	36.702	2'10.706	258.4	17:30'49.676

23° 84 L. CRESSON (2'07.943)

Lap	Seg. 1	Seg. 2	Seg. 3	Seg. 4	Seg. 5	Lap Time	km/h	Local Time
								16:37'33.440
1	5.444	33.206	34.286	32.178	36.036	2'21.150 P	140.8	16:39'54.590
2	2.373	26.388	33.385	31.307	35.883	2'09.336	263.4	16:42'03.926
3	2.373	26.620	33.090	31.417	36.341	2'09.841	262.8	16:44'13.767
4	2.395	26.156	38.492	33.258	10'06.273	11'46.574 P	260.2	16:56'00.341
5	6.414	30.582	34.386	32.642	36.402	2'20.426 P	132.0	16:58'20.767
6	2.387	26.270	33.054	31.438	35.860	2'09.009	260.9	17:00'29.776
7	2.381	25.823	32.886	31.329	35.966	2'08.385	261.5	17:02'38.161
8	2.383	26.070	32.795	31.735	35.762	2'08.745	261.5	17:04'46.906
9	2.377	26.413	33.839	32.039	4'11.994	5'46.662 P	261.5	17:10'33.568
10	4.516	28.745	35.348	32.084	36.293	2'16.986 P	147.9	17:12'50.554
11	2.392	26.126	33.046	31.906	36.092	2'09.562	260.2	17:15'00.116
12	2.386	26.127	33.089	31.279	35.971	2'08.852	260.9	17:17'08.968
13	2.386	25.935	33.079	31.452	36.101	2'08.953	260.9	17:19'17.921
14	2.388	25.904	33.366	31.186	35.911	2'08.755	260.2	17:21'26.676
15	2.381	25.698	32.835	31.122	35.907	2'07.943	260.9	17:23'34.619
16	2.373	25.639	32.788	31.330	35.820	2'07.950	262.8	17:25'42.569
17	2.384	26.152	33.108	31.292	35.971	2'08.907	261.5	17:27'51.476
18	2.379	25.826	33.172	30.977	35.667	2'08.021	261.5	17:29'59.497
19	2.366	25.782	32.901	31.275	35.936	2'08.260	263.4	17:32'07.757

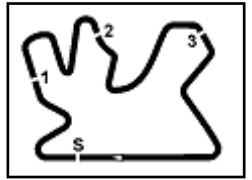
24° 35 S. HILL (2'08.017)

Lap	Seg. 1	Seg. 2	Seg. 3	Seg. 4	Seg. 5	Lap Time	km/h	Local Time
								16:30'11.524
1	4.717	29.171	34.059	31.991	36.319	2'16.257 P	155.8	16:32'27.781
2	2.387	26.735	32.604	31.622	36.301	2'09.649	261.5	16:34'37.430
3	2.437	26.040	32.933	31.312	36.297	2'09.019	255.3	16:36'46.449
4	2.426	26.092	32.655	31.578	36.456	2'09.207	256.5	16:38'55.656
5	2.445	25.747	32.497	31.210	36.118	2'08.017	254.7	16:41'03.673
6	2.426	25.757	32.850	31.397	36.235	2'08.665	257.1	16:43'12.338
7	2.440	25.885	32.676	30.985	5'02.361	6'34.347 P	255.3	16:49'46.685
8	4.788	32.272	34.010	31.764	37.420	2'20.254 P	136.0	16:52'06.939
9	2.454	25.705	32.503	31.145	36.214	2'08.021	253.5	16:54'14.960

P = Pits In/Out - C = Lap-Time Cancelled

These data/results cannot be reproduced, stored and/or transmitted in whole or in part by any manner of electronic, mechanical, photocopying, recording, broadcasting or otherwise now known or herein after developed without the previous express consent by the copyright owner, except for reproduction in daily press and regular printed publications on sale to the public within 60 days of the event related to those data/results and always provided that copyright symbol appears together as follows below.

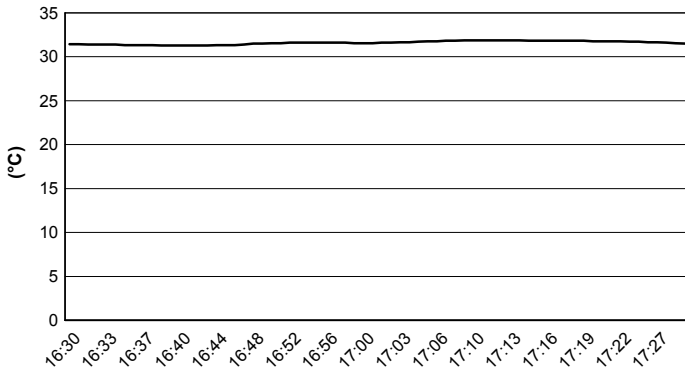
© DORNA WSBK ORGANIZATION Srl 2016



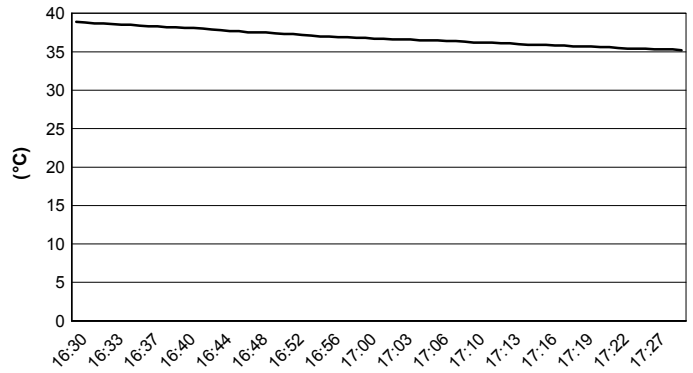
Qatar Round, 28-29-30 October 2016
World Supersport - Weather Report Free Practice 1st Session

Session started 16:30 Session ended 17:32

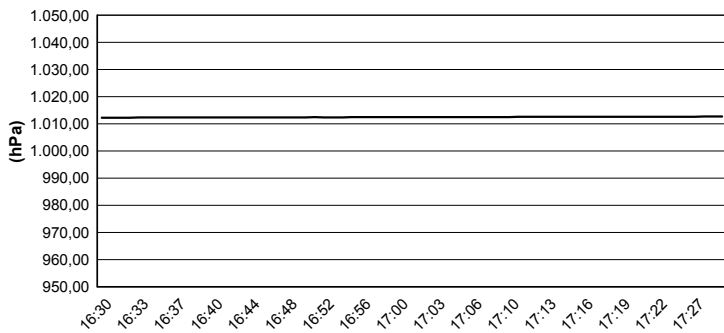
Air Temperature



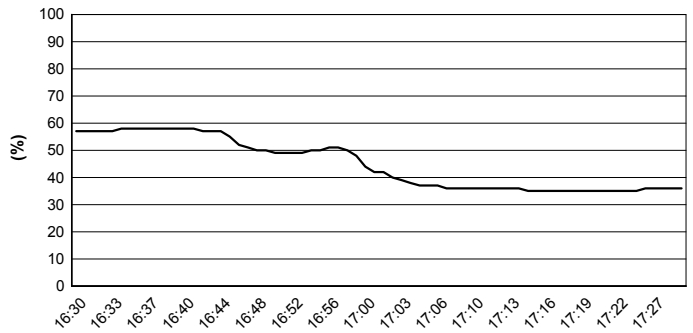
Track Temperature



Air Pressure



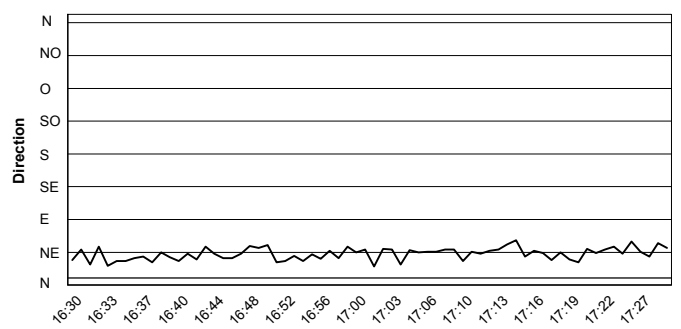
Humidity



Wind Speed



Wind Direction



These data/results cannot be reproduced, stored and/or transmitted in whole or in part by any manner of electronic, mechanical, photocopying, recording, broadcasting or otherwise now known or herein after developed without the previous express consent by the copyright owner, except for reproduction in daily press and regular printed publications on sale to the public within 60 days of the event related to those data/results and always provided that copyright symbol appears together as follows below.
© DORNA WSBK ORGANIZATION Srl 2016

