

Qatar Round, 28-29-30 October 2016

World Supersport - Results Superpole 1

Losail International Circuit 5.380 m

1 / 2

No.	Rider	Nat	Team	Bike	Time	Gap	Rel.	Laps	Speed	
									Avg	Max
1*	81 L. STAPLEFORD	GBR	Profile Racing	Triumph Daytona 675	2'02.379			4	158,262	261,5
2*	63 Z. KHAIRUDDIN	MAS	Orelac Racing VerdNatura	Kawasaki ZX-6R	2'02.614	0.235	0.235	6	157,959	269,3
3	64 F. CARICASULO	ITA	Bardahl Evan Bros. Honda Racing	Honda CBR600RR	2'02.664	0.285	0.050	6	157,895	266,0
4	69 O. JEZEK	CZE	Team GoEleven	Kawasaki ZX-6R	2'02.976	0.597	0.312	6	157,494	264,7
5	80 X. PINSACH	ESP	Gemar Balloons - Team Lorini	Honda CBR600RR	2'03.366	0.987	0.390	5	156,996	262,1
6	11 C. GAMARINO	ITA	Team GoEleven	Kawasaki ZX-6R	2'03.392	1.013	0.026	6	156,963	263,4
7	78 H. OKUBO	JPN	CIA Landlord Insurance Honda	Honda CBR600RR	2'03.534	1.155	0.142	6	156,783	264,7
8	44 R. ROLFO	ITA	Team Factory Vamag	MV Agusta F3 675	2'03.892	1.513	0.358	7	156,330	262,1
9	10 N. CALERO	ESP	Orelac Racing VerdNatura	Kawasaki ZX-6R	2'03.958	1.579	0.066	7	156,246	266,0
10	87 L. ZANETTI	ITA	GRT Racing Team	MV Agusta F3 675	2'04.082	1.703	0.124	3	156,090	264,1
11	52 M. ROCCOLI	ITA	MV Agusta Reparto Corse	MV Agusta F3 675	2'04.294	1.915	0.212	5	155,824	266,7
12	83 L. EPIS	AUS	Response RE Racing	Kawasaki ZX-6R	2'04.735	2.356	0.441	5	155,273	260,9
13	84 L. CRESSON	BEL	RPM84	Yamaha YZF R6	2'04.779	2.400	0.044	6	155,218	262,8
14	35 S. HILL	GBR	CIA Landlord Insurance Honda	Honda CBR600RR	2'05.106	2.727	0.327	7	154,813	262,8

* Qualified to Superpole 2

AIR	Humidity:	33%	Temp:	29°C
TRACK	Condition:	Dry	Temp:	31°C

Records	Pole	2015	K.Sofuoglu	2'00.989	160,080	Km/h
	Race	2014	J.Cluzel	2'01.999	158,760	Km/h
	Circuit	2015	K.Sofuoglu	2'00.989	160,080	Km/h

These data/results cannot be reproduced, stored and/or transmitted in whole or in part by any manner of electronic, mechanical, photocopying, recording, broadcasting or otherwise now known or herein after developed without the previous express consent by the copyright owner, except for reproduction in daily press and regular printed publications on sale to the public within 60 days of the event related to those data/results and always provided that copyright symbol appears together as follows below.

© DORNA WSBK ORGANIZATION Srl 2016

Start	End	The results are provisional until the end of the time limit for protests and appeals
29/10/2016 18:30	18:48	and the completion of the technical checks.

FICR PERUGIA TIMING



Official Tyre Supplier



Official Timekeeper

Qatar Round, 28-29-30 October 2016

World Supersport - Results Superpole 1

Session Highlights

18.30.13 Start
 18.48.13 11 Gamarino Lap Deleted (2'02.523) - Exceeding Trai
 18.48.32 End Of Session

Fastest Laps Sequence

No.	Rider	Nat	Team	Bike	Local Time	Time	Gap	Avg
35	S. HILL	GBR	CIA Landlord Insurance Honda	Honda CBR600RR	18:32'16.000	2'14.383		144,125
80	X. PINSACH	ESP	Gemar Balloons - Team Lorini	Honda CBR600RR	18:34'15.700	2'03.662	-10.721	156,620
11	C. GAMARINO	ITA	Team GoEleven	Kawasaki ZX-6R	18:34'37.612	2'03.392	-0.270	156,963
81	L. STAPLEFORD	GBR	Profile Racing	Triumph Daytona 675	18:35'47.144	2'02.674	-0.718	157,882
81	L. STAPLEFORD	GBR	Profile Racing	Triumph Daytona 675	18:37'49.744	2'02.600	-0.074	157,977
81	L. STAPLEFORD	GBR	Profile Racing	Triumph Daytona 675	18:39'52.123	2'02.379	-0.221	158,262

These data/results cannot be reproduced, stored and/or transmitted in whole or in part by any manner of electronic, mechanical, photocopying, recording, broadcasting or otherwise now known or herein after developed without the previous express consent by the copyright owner, except for reproduction in daily press and regular printed publications on sale to the public within 60 days of the event related to those data/results and always provided that copyright symbol appears together as follows below.

© DORNA WSBK ORGANIZATION Srl 2016

Start	End	The results are provisional until the end of the time limit for protests and appeals
29/10/2016 18:30	18:48	and the completion of the technical checks.

FICR PERUGIA TIMING



Official Tyre Supplier



Official Timekeeper

Qatar Round, 28-29-30 October 2016

World Supersport - Best Sector & Speed Superpole 1

Losail International Circuit 5,380 m

Best Lap

1	81 L. STAPLEFORD	Triumph Daytona 675	2'02.379
2	63 Z. KHAIRUDDIN	Kawasaki ZX-6R	2'02.614
3	64 F. CARICASULO	Honda CBR600RR	2'02.664
4	69 O. JEZEK	Kawasaki ZX-6R	2'02.976
5	80 X. PINSACH	Honda CBR600RR	2'03.366
6	11 C. GAMARINO	Kawasaki ZX-6R	2'03.392
7	78 H. OKUBO	Honda CBR600RR	2'03.534
8	44 R. ROLFO	MV Aqusta F3 675	2'03.892
9	10 N. CALERO	Kawasaki ZX-6R	2'03.958
10	87 L. ZANETTI	MV Aqusta F3 675	2'04.082
11	52 M. ROCCOLI	MV Aqusta F3 675	2'04.294
12	83 L. EPIS	Kawasaki ZX-6R	2'04.735
13	84 L. CRESSON	Yamaha YZF R6	2'04.779
14	35 S. HILL	Honda CBR600RR	2'05.106

Best Sector & Speed

1	63 Z. KHAIRUDDIN	Kawasaki ZX-6R	269.3
2	52 M. ROCCOLI	MV Aqusta F3 675	266.7
3	10 N. CALERO	Kawasaki ZX-6R	266.0
4	64 F. CARICASULO	Honda CBR600RR	266.0
5	69 O. JEZEK	Kawasaki ZX-6R	264.7
6	78 H. OKUBO	Honda CBR600RR	264.7
7	87 L. ZANETTI	MV Aqusta F3 675	264.1
8	11 C. GAMARINO	Kawasaki ZX-6R	263.4
9	35 S. HILL	Honda CBR600RR	262.8
10	84 L. CRESSON	Yamaha YZF R6	262.8
11	80 X. PINSACH	Honda CBR600RR	262.1
12	44 R. ROLFO	MV Aqusta F3 675	262.1
13	81 L. STAPLEFORD	Triumph Daytona 675	261.5
14	83 L. EPIS	Kawasaki ZX-6R	260.9

Seg. 1		Seg. 2		Seg. 3		Seg. 4		Seg. 5						
1	63 Z. KHAIRUDDIN	2.310	1	64 F. CARICASULO	24.406	1	81 L. STAPLEFORD	31.027	1	63 Z. KHAIRUDDIN	29.868	1	64 F. CARICASULO	34.247
2	10 N. CALERO	2.338	2	81 L. STAPLEFORD	24.434	2	63 Z. KHAIRUDDIN	31.215	2	44 R. ROLFO	29.900	2	81 L. STAPLEFORD	34.495
3	52 M. ROCCOLI	2.340	3	87 L. ZANETTI	24.457	3	11 C. GAMARINO	31.233	3	81 L. STAPLEFORD	29.913	3	63 Z. KHAIRUDDIN	34.552
4	64 F. CARICASULO	2.342	4	63 Z. KHAIRUDDIN	24.514	4	64 F. CARICASULO	31.364	4	69 O. JEZEK	29.936	4	78 H. OKUBO	34.595
5	35 S. HILL	2.355	5	44 R. ROLFO	24.576	5	80 X. PINSACH	31.369	5	10 N. CALERO	29.950	5	69 O. JEZEK	34.673
6	69 O. JEZEK	2.356	6	69 O. JEZEK	24.593	6	69 O. JEZEK	31.399	6	11 C. GAMARINO	29.955	6	80 X. PINSACH	34.677
7	78 H. OKUBO	2.358	7	11 C. GAMARINO	24.644	7	10 N. CALERO	31.521	7	78 H. OKUBO	29.963	7	87 L. ZANETTI	34.701
8	87 L. ZANETTI	2.365	8	80 X. PINSACH	24.697	8	44 R. ROLFO	31.686	8	87 L. ZANETTI	29.981	8	10 N. CALERO	34.705
9	84 L. CRESSON	2.368	9	78 H. OKUBO	24.759	9	78 H. OKUBO	31.724	9	64 F. CARICASULO	30.075	9	11 C. GAMARINO	34.747
10	11 C. GAMARINO	2.371	10	10 N. CALERO	24.824	10	52 M. ROCCOLI	31.742	10	80 X. PINSACH	30.188	10	84 L. CRESSON	34.772
11	80 X. PINSACH	2.380	11	83 L. EPIS	24.938	11	83 L. EPIS	31.785	11	52 M. ROCCOLI	30.319	11	52 M. ROCCOLI	34.892
12	81 L. STAPLEFORD	2.386	12	35 S. HILL	24.996	12	87 L. ZANETTI	31.827	12	83 L. EPIS	30.419	12	44 R. ROLFO	34.911
13	83 L. EPIS	2.386	13	52 M. ROCCOLI	25.001	13	35 S. HILL	31.881	13	84 L. CRESSON	30.440	13	83 L. EPIS	35.207
14	44 R. ROLFO	2.387	14	84 L. CRESSON	25.163	14	84 L. CRESSON	32.031	14	35 S. HILL	30.505	14	35 S. HILL	35.321

29/10/2016

These data/results cannot be reproduced, stored and/or transmitted in whole or in part by any manner of electronic, mechanical, photocopying, recording, broadcasting or otherwise now known or herein after developed without the previous express consent by the copyright owner, except for reproduction in daily press and regular printed publications on sale to the public within 60 days of the event related to those data/results and always provided that copyright symbol appears together as follows below.

© DORNA WSBK ORGANIZATION Srl 2016

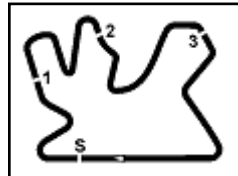
FICR PERUGIA TIMING



Official Tyre Supplier



Official Timekeeper



Losail International Circuit 5.380 m

Qatar Round, 28-29-30 October 2016

World Supersport - Ideal Times Superpole 1

1 / 1

No. Rider	Nat	Bike	Seg. 1	Seg. 2	Seg. 3	Seg. 4	Seg. 5	Ideal Time		Pos.	Diff.
			Diff. 1	Diff. 2	Diff. 3	Diff. 4	Diff. 5	Best Lap			
1	81 L. STAPLEFORD	GBR	Triumph Daytona 675	2.386 0.007	24.434	31.027	29.913 0.117	34.495	2'02.255 2'02.379	1	0.124
2	64 F. CARICASULO	ITA	Honda CBR600RR	2.342	24.406	31.364 0.063	30.075 0.167	34.247	2'02.434 2'02.664	3	0.230
3	63 Z. KHAIRUDDIN	MAS	Kawasaki ZX-6R	2.310 0.067	24.514	31.215	29.868	34.552 0.088	2'02.459 2'02.614	2	0.155
4	11 C. GAMARINO	ITA	Kawasaki ZX-6R	2.371 0.027	24.644 0.153	31.233 0.262	29.955	34.747	2'02.950 2'03.392	6	0.442
5	69 O. JEZEK	CZE	Kawasaki ZX-6R	2.356	24.593 0.019	31.399	29.936	34.673	2'02.957 2'02.976	4	0.019
6	80 X. PINSACH	ESP	Honda CBR600RR	2.380	24.697	31.369	30.188 0.055	34.677	2'03.311 2'03.366	5	0.055
7	87 L. ZANETTI	ITA	MV Agusta F3 675	2.365 0.025	24.457 0.726	31.827	29.981	34.701	2'03.331 2'04.082	10	0.751
8	10 N. CALERO	ESP	Kawasaki ZX-6R	2.338	24.824	31.521 0.208	29.950 0.206	34.705 0.206	2'03.338 2'03.958	9	0.620
9	78 H. OKUBO	JPN	Honda CBR600RR	2.358 0.008	24.759 0.097	31.724 0.030	29.963	34.595	2'03.399 2'03.534	7	0.135
10	44 R. ROLFO	ITA	MV Agusta F3 675	2.387 0.018	24.576 0.252	31.686	29.900	34.911 0.162	2'03.460 2'03.892	8	0.432
11	52 M. ROCCOLI	ITA	MV Agusta F3 675	2.340	25.001	31.742	30.319	34.892	2'04.294 2'04.294	11	0.000
12	83 L. EPIS	AUS	Kawasaki ZX-6R	2.386	24.938	31.785	30.419	35.207	2'04.735 2'04.735	12	0.000
13	84 L. CRESSON	BEL	Yamaha YZF R6	2.368 0.005	25.163	32.031	30.440	34.772	2'04.774 2'04.779	13	0.005
14	35 S. HILL	GBR	Honda CBR600RR	2.355 0.045	24.996	31.881	30.505 0.003	35.321	2'05.058 2'05.106	14	0.048
Overall Ideal Time				2.310	24.406	31.027	29.868	34.247	2'01.858		

29/10/2016

These data/results cannot be reproduced, stored and/or transmitted in whole or in part by any manner of electronic, mechanical, photocopying, recording, broadcasting or otherwise now known or herein after developed without the previous express consent by the copyright owner, except for reproduction in daily press and regular printed publications on sale to the public within 60 days of the event related to those data/results and always provided that copyright symbol appears together as follows below.
© DORNA WSBK ORGANIZATION Srl 2016

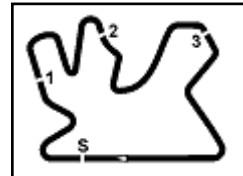
FICR PERUGIA TIMING



Official Tyre Supplier



Official Timekeeper



Qatar Round, 28-29-30 October 2016

World Supersport - Chronological Analysis Superpole 1

Losail International Circuit 5.380 m

1 / 1

1° 81 L. STAPLEFORD (2'02.379)

Lap	Seg. 1	Seg. 2	Seg. 3	Seg. 4	Seg. 5	Lap Time	km/h	Local Time
								18:31'25.290
1	4.228	28.789	32.719			2'19.180 P	158.1	18:33'44.470
2	2.388	24.697	31.094	29.985	34.510	2'02.674	260.9	18:35'47.144
3	2.386	24.591	31.080	29.913	34.630	2'02.600	261.5	18:37'49.744
4	2.393	24.434	31.027	30.030	34.495	2'02.379	260.2	18:39'52.123

2° 63 Z. KHAIRUDDIN (2'02.614)

Lap	Seg. 1	Seg. 2	Seg. 3	Seg. 4	Seg. 5	Lap Time	km/h	Local Time
								18:30'22.155
1	5.311	32.323	34.337	32.982	44.247	2'29.200 P	126.0	18:32'51.355
2	2.323	24.938	38.433	30.765	35.813	2'12.272	269.3	18:35'03.627
3	2.342	24.657	31.531	29.912	34.552	2'02.994	266.0	18:37'06.621
4	2.310	27.038	32.087	30.672	2'05.352	3'37.459 P	268.0	18:40'44.080
5	4.851	27.652	32.993	34.459	43.655	2'23.610 P	146.9	18:43'07.690
6	2.377	24.514	31.215	29.868	34.640	2'02.614	262.1	18:45'10.304

3° 64 F. CARICASULO (2'02.664)

Lap	Seg. 1	Seg. 2	Seg. 3	Seg. 4	Seg. 5	Lap Time	km/h	Local Time
								18:31'29.666
1	4.275	27.303	32.811	36.187	36.956	2'17.532 P	163.1	18:33'47.198
2	2.345	24.449	31.364	30.166	34.636	2'02.960	265.4	18:35'50.158
3	2.347	24.574	31.501	30.075	34.427	2'02.924	265.4	18:37'53.082
4	2.356	25.232	31.977	31.046	1'55.752	3'26.363 P	264.7	18:41'19.445
5	4.768	29.666	32.194	30.332	34.418	2'11.378 P	147.5	18:43'30.823
6	2.342	24.406	31.427	30.242	34.247	2'02.664	266.0	18:45'33.487

4° 69 O. JEZEK (2'02.976)

Lap	Seg. 1	Seg. 2	Seg. 3	Seg. 4	Seg. 5	Lap Time	km/h	Local Time
								18:30'03.586
1	6.217	30.135	34.771	32.183	40.309	2'23.615 P	123.9	18:32'27.201
2	2.386	24.953	31.503	30.507	35.502	2'04.851	261.5	18:34'32.052
3	2.404	26.448	33.373	31.814	2'44.133	4'18.172 P	259.0	18:38'50.224
4	5.563	31.689	39.547	41.050	39.663	2'37.512 P		18:41'27.736
5	2.368	24.593	31.723	30.298	34.820	2'03.802	262.8	18:43'31.538
6	2.356	24.612	31.399	29.936	34.673	2'02.976	264.7	18:45'34.514

5° 80 X. PINSACH (2'03.366)

Lap	Seg. 1	Seg. 2	Seg. 3	Seg. 4	Seg. 5	Lap Time	km/h	Local Time
								18:32'12.038
1	2.393	24.735	32.507	30.551	35.190	2'03.662	260.9	18:34'15.700
2	2.380	25.877	32.335	30.525	3'09.405	4'40.522 P	261.5	18:38'56.222
3	6.134	28.539	40.865	32.291	35.100	2'22.929 P		18:41'19.151
4	2.391	24.821	31.380	30.219	34.816	2'03.627	260.2	18:43'22.778
5	2.380	24.697	31.369	30.243	34.677	2'03.366	262.1	18:45'26.144

6° 11 C. GAMARINO (2'03.392)

Lap	Seg. 1	Seg. 2	Seg. 3	Seg. 4	Seg. 5	Lap Time	km/h	Local Time
								18:30'13.822
1	5.036	29.064	34.773	33.751	37.774	2'20.398 P	149.0	18:32'34.220
2	2.398	24.797	31.495	29.955	34.747	2'03.392	260.2	18:34'37.612
3	2.385	25.266	35.142	32.799	2'45.937	4'21.529 P	261.5	18:38'59.141
4	4.540	28.445	36.208	40.998	37.089	2'27.280 P	155.2	18:41'26.421
5	2.404	24.644	31.233	29.584	34.658	2'02.523 C	259.0	18:43'28.944
6	2.371	24.918	32.251	36.628	35.183	2'11.351	263.4	18:45'40.295

7° 78 H. OKUBO (2'03.534)

Lap	Seg. 1	Seg. 2	Seg. 3	Seg. 4	Seg. 5	Lap Time	km/h	Local Time
								18:30'24.303
1	4.693	28.725	34.467	33.560	48.673	2'30.118 P	157.7	18:32'54.421
2	2.409	24.933	31.724			2'09.768	258.4	18:35'04.189
3	2.366	24.856	31.754	29.963	34.595	2'03.534	263.4	18:37'07.723
4	2.358	25.326	32.385	31.477	1'49.120	3'20.666 P	264.7	18:40'28.389
5	5.915	40.301	35.607	34.337	44.614	2'40.774 P		18:43'09.163
6	2.409	24.759	38.307	34.997	41.246	2'21.718	258.4	18:45'30.881

8° 44 R. ROLFO (2'03.892)

Lap	Seg. 1	Seg. 2	Seg. 3	Seg. 4	Seg. 5	Lap Time	km/h	Local Time
								18:30'21.739
1	4.860	33.442	35.783	34.860	46.429	2'35.374 P	130.8	18:32'57.113
2	2.405	24.828	31.686	29.900	35.073	2'03.892	259.0	18:35'01.005
3	2.405	29.045	32.188	30.267	34.912	2'08.817	258.4	18:37'09.822
4	2.387	24.576	31.737	30.304	35.423	2'04.427	262.1	18:39'14.249
5	2.424	30.649	43.885	48.788	47.539	2'53.285	255.9	18:42'07.534

P = Pits In/Out - C = Lap-Time Cancelled

These data/results cannot be reproduced, stored and/or transmitted in whole or in part by any manner of electronic, mechanical, photocopying, recording, broadcasting or otherwise now known or herein after developed without the previous express consent by the copyright owner, except for reproduction in daily press and regular printed publications on sale to the public within 60 days of the event related to those data/results and always provided that copyright symbol appears together as follows below.

© DORNA WSBK ORGANIZATION Srl 2016

FICR PERUGIA TIMING



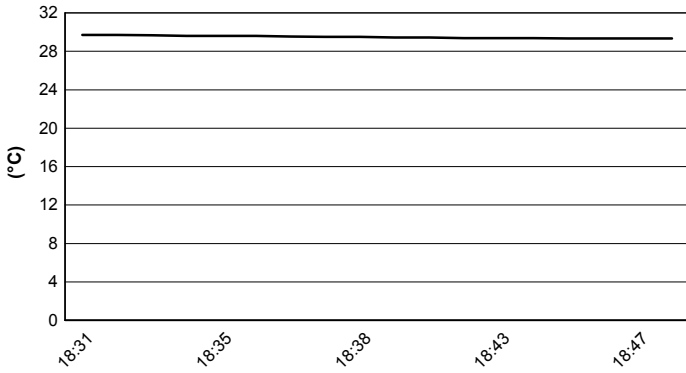
Official Tyre Supplier



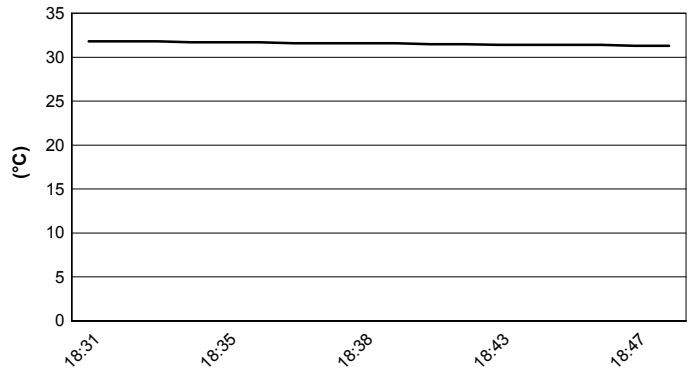
Official Timekeeper

Session started 18:30 Session ended 18:48

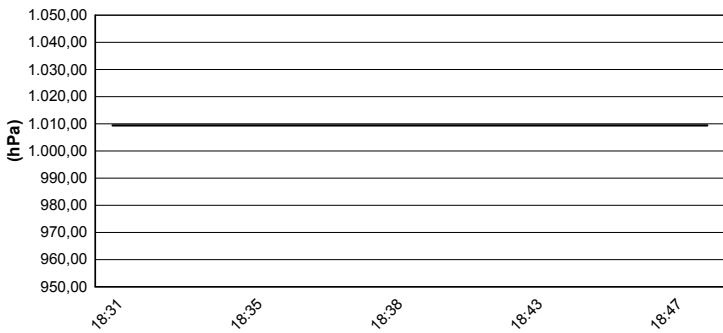
Air Temperature



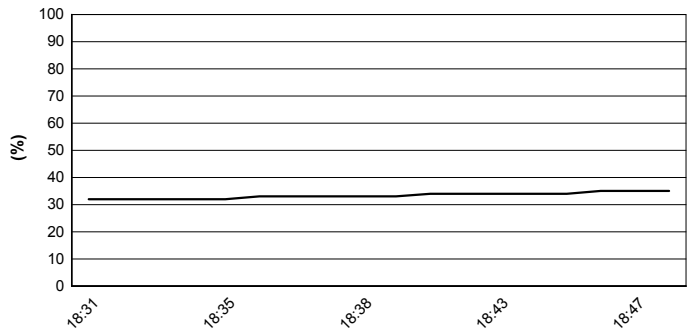
Track Temperature



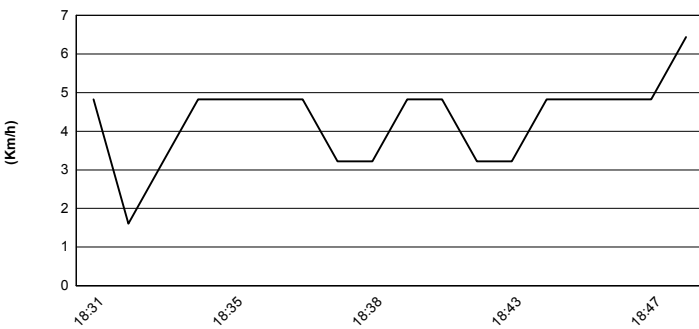
Air Pressure



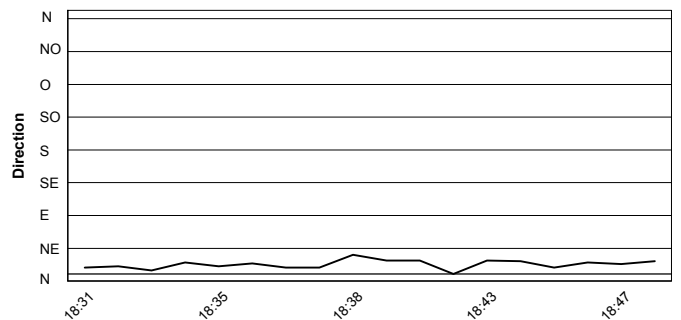
Humidity



Wind Speed



Wind Direction



These data/results cannot be reproduced, stored and/or transmitted in whole or in part by any manner of electronic, mechanical, photocopying, recording, broadcasting or otherwise now known or herein after developed without the previous express consent by the copyright owner, except for reproduction in daily press and regular printed publications on sale to the public within 60 days of the event related to those data/results and always provided that copyright symbol appears together as follows below.
 © DORNA WSBK ORGANIZATION Srl 2016