

Thai Round, 11-12-13 March 2016

World Superbike - Results Race 1

Laps 20 = 91,080 Km - Time Of Race 31'32.311 - Avg. 173,274 km/h

Buriram 4.554 m

1 / 2

Pos	Race	Grid	No.	Rider	Nat	Team	Bike	LL	Gap	Fastest Lap	Speed	Qualifying		Ranking			
												Time	Speed	R1	R2	Tot	Pos
1	2	1	J.	REA	GBR	Kawasaki Racing Team	Kawasaki ZX-10R	20		1'33.936	307,7	1'33.671	302,5	25	75	1	
2	3	66	T.	SYKES	GBR	Kawasaki Racing Team	Kawasaki ZX-10R	20	0.222	1'34.098	302,5	1'33.671	300,8	20	41	3	
3	1	60	M.	VAN DER MARK	NED	Honda World Superbike Team	Honda CBR1000RR SP	20	9.623	1'34.304	300,0	1'33.452	300,8	16	52	2	
4	4	7	C.	DAVIES	GBR	Aruba.it Racing - Ducati	Ducati 1199 Panigale R	20	17.167	1'34.769	296,7	1'33.844	299,2	13	39	4	
5	9	21	M.	REITERBERGER	GER	Althea BMW Racing Team	BMW S1000 RR	20	18.894	1'34.947	308,6	1'34.796	302,5	11	19	9	
6	7	22	A.	LOWES	GBR	Pata Yamaha Official WorldSBK Team	Yamaha YZF R1	20	20.754	1'34.676	299,2	1'34.371	300,0	10	12	13	
7	5	50	S.	GUINTOLI	FRA	Pata Yamaha Official WorldSBK Team	Yamaha YZF R1	20	24.221	1'34.654	303,4	1'33.866	300,0	9	30	5	
8	10	81	J.	TORRES	ESP	Althea BMW Racing Team	BMW S1000 RR	20	31.064	1'35.470	303,4	1'34.859	301,7	8	25	7	
9	19	15	A.	DE ANGELIS	RSM	IodaRacing Team	Aprilia RSV4 RF	20	34.348	1'35.373	305,9	1'35.794	302,5	7	10	14	
10	18	32	L.	SAVADORI	ITA	IodaRacing Team	Aprilia RSV4 RF	20	34.479	1'35.520	302,5	1'35.771	304,2	6	10	15	
11	14	2	L.	CAMIER	GBR	MV Agusta Reparto Corse	MV Agusta 1000 F4	20	37.013	1'35.563	296,7	1'35.288	290,3	5	14	10	
12	15	40	R.	RAMOS	ESP	Team GoEleven	Kawasaki ZX-10R	20	41.113	1'35.722	300,0	1'35.605	295,9	4	13	12	
13	12	151	M.	BAIOCCO	ITA	VFT Racing	Ducati 1199 Panigale R	20	44.369	1'35.909	295,9	1'35.513	294,3	3	3	17	
14	16	12	X.	FORÉS	ESP	Barni Racing Team	Ducati 1199 Panigale R	20	45.053	1'35.851	298,3	1'35.686	299,2	2	2	18	
15	13	25	J.	BROOKES	AUS	Milwaukee BMW	BMW S1000 RR	20	51.939	1'36.110	296,7	1'35.207	291,9	1	14	11	
16	17	20	S.	BARRIER	FRA	Pedercini Racing	Kawasaki ZX-10R	20	54.314	1'35.753	298,3	1'35.699	295,1		2	20	
17	20	11	S.	AL SULAITI	QAT	Pedercini Racing	Kawasaki ZX-10R	20	1'06.541	1'36.949	288,8	1'37.179	288,0				
18	6	34	D.	GIUGLIANO	ITA	Aruba.it Racing - Ducati	Ducati 1199 Panigale R	20	1'09.530	1'34.596	300,0	1'33.983	300,8		29	6	
19	23	9	D.	SCHMITTER	SUI	Grillini Racing Team	Kawasaki ZX-10R	20	1'40.904	1'38.334	288,8	1'38.150	289,5				
20	22	56	P.	SEBESTYÉN	HUN	Team Tóth	Yamaha YZF R1	19	1 Lap	1'38.269	289,5	1'37.757	288,0				
21	25	19	S.	KAEWJATURAPOTHA		Grillini Racing Team	Kawasaki ZX-10R	19	1 Lap	1'39.971	289,5	1'41.373	287,2				
22	24	10	I.	TÓTH	HUN	Team Tóth	Yamaha YZF R1	19	1 Lap	1'39.816	290,3	1'39.091	288,0				
23	21	14	A.	NAKCHAROENSATHA		Yamaha Thailand Racing Team	Yamaha YZF R1	17	3 Laps	1'38.372	285,7	1'37.416	286,5				
-----Not Classified-----																	
RET	11	17	K.	ABRAHAM	CZE	Milwaukee BMW	BMW S1000 RR	19	1 Lap	1'35.560	300,0	1'34.958	302,5		8	16	
RET	8	69	N.	HAYDEN	USA	Honda World Superbike Team	Honda CBR1000RR SP	9	11 Laps	1'34.476	300,8	1'34.416	298,3		20	8	

AIR	Humidity:	51%	Temp:	34°C
TRACK	Condition:	Dry	Temp:	42°C

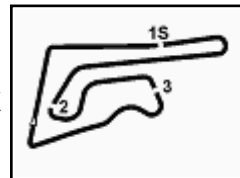
Fastest Lap	14° Jonathan Rea	1'33.936	174,527	Km/h
Lap Record:	2015 J.Rea	1'33.817	174,750	Km/h
Best Lap	2015 J.Rea	1'33.382	175,560	Km/h

No.	Rider	From	To	Laps	Total
1	J. REA	1	1	1	
66	T. SYKES	2	15	14	14
1	J. REA	16	20	5	6

No.	Rider	Laps
1	J. REA	28
66	T. SYKES	28
60	M. VAN DER MARK	7
7	C. DAVIES	1

12/03/2016 Start 16:01 End 16:35

The results are provisional until the end of the time limit for protests and appeals and the completion of the technical checks.



Thai Round, 11-12-13 March 2016 World Superbike - Results Race 1

RACE HIGHLIGHTS

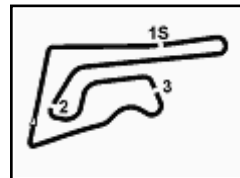
15.58.05		Warm-up Lap Start
16.01.02		Start
16.02.07		No Jump Start
16.09.17	14 Nakcharoensri	Entered Pits
16.16.15	69 Hayden	On the Gravel - Re-Joined - Turn 4
16.16.45	69 Hayden	Technical Problem - Turn 7
16.19.23	69 Hayden	Out
16.29.22	34 Giugliano	Crashed - Turn 12
16.30.11	34 Giugliano	Re-joined
16.32.05	56 Sebestyén	Under Investigation
16.32.31	17 Abraham	Crashed - Rider OK - Turn 4
16.35.13		End Of Session

12/03/2016 Start 16:01 End 16:35

The results are provisional until the end of the time limit for protests and appeals and the completion of the technical checks.

FICR PEROGIA TIMING





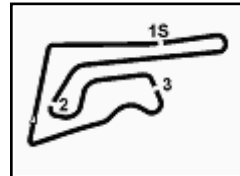
Buriram 4.554 m

1 / 3

Thai Round, 11-12-13 March 2016 World Superbike - Lap Chart Race 1

Pos	Lap																			
	1	2	3	4	5	6	7	8	9	10	11	12	13	14	15	16	17	18	19	20
1	1	66	66	66	66	66	66	66	66	66	66	66	66	66	66	1	1	1	1	1
2	66	1	1	1	1	1	1	1	1	1	1	1	1	1	1	66	66	66	66	66
3	7	7	60	60	60	60	60	60	60	60	60	60	60	60	60	60	60	60	60	60
4	60	60	7	7	7	7	7	7	7	7	7	7	7	7	7	7	7	7	7	7
5	34	34	34	69	22	22	22	34	34	34	34	34	34	34	34	34	34	21	21	21
6	69	69	69	34	34	34	34	50	50	50	50	50	21	21	21	21	21	22	22	22
7	22	22	22	22	69	69	69	21	21	21	21	21	50	22	50	22	22	50	50	50
8	21	21	50	50	50	50	50	69	69	22	22	22	22	50	22	50	50	81	81	81
9	17	50	21	21	21	21	21	22	22	15	81	81	81	81	81	81	81	32	15	15
10	40	17	17	17	15	15	15	15	15	81	15	15	15	15	15	15	15	15	32	32
11	81	40	40	40	32	32	32	32	32	32	32	32	32	32	32	32	32	2	2	2
12	50	15	15	15	81	81	81	81	81	17	17	17	17	17	2	2	2	17	17	40
13	15	32	32	32	40	17	17	17	17	151	2	2	2	2	17	17	17	40	40	151
14	25	81	81	81	17	40	40	20	20	2	40	151	151	151	151	40	40	12	151	12
15	32	25	20	20	20	20	20	40	40	40	151	40	40	40	40	151	151	151	12	25
16	151	2	151	151	151	151	151	151	151	12	12	12	12	12	12	12	12	25	25	20
17	2	151	12	12	12	12	12	12	12	20	20	20	20	20	20	20	25	20	20	11
18	20	20	25	2	2	2	2	2	2	25	25	25	25	25	25	25	20	34	11	34
19	12	12	2	25	25	25	25	25	25	11	11	11	11	11	11	11	11	11	34	9
20	11	11	11	11	11	11	11	11	11	9	9	9	9	56	56	9	9	9	9	
21	9	9	9	9	9	9	9	9	9	56	56	56	56	9	9	56	56	56	56	
22	56	14	14	56	56	56	56	56	56	19	19	10	19	19	19	19	19	19	19	
23	14	56	56	14	19	19	19	19	19	10	10	19	10	10	10	10	10	10	10	
24	19	19	19	19	10	10	10	10	10	14	14	14	14	14	14	14	14	14	14	
25	10	10	10	10	14	14	14	14	14											

Final Result		
1	1 J. REA	Laps 20
2	66 T. SYKES	0.222
3	60 M. VAN DER MARK	9.623
4	7 C. DAVIES	17.167
5	21 M. REITERBERGER	18.894
6	22 A. LOWES	20.754
7	50 S. GUINTOLI	24.221
8	81 J. TORRES	31.064
9	15 A. DE ANGELIS	34.348
10	32 L. SAVADORI	34.479
11	2 L. CAMIER	37.013
12	40 R. RAMOS	41.113
13	151 M. BAIOTTO	44.369
14	12 X. FORÉS	45.053
15	25 J. BROOKES	51.939
16	20 S. BARRIER	54.314
17	11 S. AL SULAITI	1'06.541
18	34 D. GIUGLIANO	1'09.530
19	9 D. SCHMITTER	1'40.904
20	56 P. SEBESTYÉN	1 Lap
21	19 S. KAEWJATURAPORN	1 Lap
22	10 I. TÓTH	1 Lap
23	14 A. NAKCHAROENSRI	3 Laps
RET	17 K. ABRAHAM	1 Lap
RET	69 N. HAYDEN	11 Laps



Thai Round, 11-12-13 March 2016
World Superbike - Lap Chart Race 1

Buriram 4.554 m

2 / 3

Lap 1

1	1 J.Rea (GBR)	
2	66 T.Sykes (GBR)	0.330
3	7 C.Davies (GBR)	0.930
4	60 M.van der Mark (NED)	1.222
5	34 D.Giugliano (ITA)	1.646
6	69 N.Hayden (USA)	2.353
7	22 A.Lowes (GBR)	2.656
8	21 M.Reiterberger (GER)	3.078
9	17 K.Abraham (CZE)	3.348
10	40 R.Ramos (ESP)	3.513
11	81 J.Torres (ESP)	3.806
12	50 S.Guintoli (FRA)	3.980
13	15 A.De Angelis (RSM)	4.652
14	25 J.Brookes (AUS)	4.934
15	32 L.Savadori (ITA)	5.125
16	151 M.Baiocco (ITA)	5.427
17	2 L.Camier (GBR)	5.586
18	20 S.Barrier (FRA)	6.209
19	12 X.Forés (ESP)	6.342
20	11 S.Al Sulaiti (QAT)	6.354
21	9 D.Schmitter (SUI)	7.364
22	56 P.Sebestyén (HUN)	7.446
23	14 A.Nakcharoensri (THA)	7.659
24	19 S.Kaewjaturaporn (TH)	9.854
25	10 I.Tóth (HUN)	10.302

Lap 4

1	66 T.Sykes (GBR)	
2	1 J.Rea (GBR)	0.560
3	60 M.van der Mark (NED)	0.871
4	7 C.Davies (GBR)	1.852
5	69 N.Hayden (USA)	3.077
6	34 D.Giugliano (ITA)	3.400
7	22 A.Lowes (GBR)	3.752
8	50 S.Guintoli (FRA)	5.097
9	21 M.Reiterberger (GER)	5.737
10	17 K.Abraham (CZE)	7.383
11	40 R.Ramos (ESP)	7.670
12	15 A.De Angelis (RSM)	7.916
13	32 L.Savadori (ITA)	8.208
14	81 J.Torres (ESP)	8.503
15	20 S.Barrier (FRA)	12.231
16	151 M.Baiocco (ITA)	12.548
17	12 X.Forés (ESP)	13.148
18	2 L.Camier (GBR)	13.501
19	25 J.Brookes (AUS)	15.072
20	11 S.Al Sulaiti (QAT)	15.444
21	9 D.Schmitter (SUI)	21.322
22	56 P.Sebestyén (HUN)	21.615
23	14 A.Nakcharoensri (THA)	24.216
24	19 S.Kaewjaturaporn (TH)	29.220
25	10 I.Tóth (HUN)	30.303

25 14 A.Nakcharoensri (THA)

Lap 7

1	66 T.Sykes (GBR)	
2	1 J.Rea (GBR)	0.682
3	60 M.van der Mark (NED)	2.099
4	7 C.Davies (GBR)	4.159
5	22 A.Lowes (GBR)	5.173
6	34 D.Giugliano (ITA)	5.784
7	69 N.Hayden (USA)	6.246
8	50 S.Guintoli (FRA)	6.546
9	21 M.Reiterberger (GER)	7.258
10	15 A.De Angelis (RSM)	12.632
11	32 L.Savadori (ITA)	12.813
12	81 J.Torres (ESP)	13.007
13	17 K.Abraham (CZE)	13.193
14	40 R.Ramos (ESP)	15.400
15	20 S.Barrier (FRA)	16.283
16	151 M.Baiocco (ITA)	17.229
17	12 X.Forés (ESP)	17.783
18	2 L.Camier (GBR)	18.370
19	25 J.Brookes (AUS)	21.359
20	11 S.Al Sulaiti (QAT)	23.265
21	9 D.Schmitter (SUI)	34.134
22	56 P.Sebestyén (HUN)	34.448
23	19 S.Kaewjaturaporn (TH)	47.523
24	10 I.Tóth (HUN)	47.948
25	14 A.Nakcharoensri (THA)	

24 10 I.Tóth (HUN) 1'00.385

25 14 A.Nakcharoensri (THA)

Lap 10

1	66 T.Sykes (GBR)	
2	1 J.Rea (GBR)	0.408
3	60 M.van der Mark (NED)	2.826
4	7 C.Davies (GBR)	7.131
5	34 D.Giugliano (ITA)	7.290
6	50 S.Guintoli (FRA)	8.167
7	21 M.Reiterberger (GER)	9.627
8	22 A.Lowes (GBR)	10.645
9	15 A.De Angelis (RSM)	18.745
10	81 J.Torres (ESP)	18.989
11	32 L.Savadori (ITA)	19.226
12	17 K.Abraham (CZE)	19.342
13	151 M.Baiocco (ITA)	22.556
14	2 L.Camier (GBR)	23.194
15	40 R.Ramos (ESP)	23.304
16	12 X.Forés (ESP)	24.387
17	20 S.Barrier (FRA)	25.251
18	25 J.Brookes (AUS)	29.472
19	11 S.Al Sulaiti (QAT)	33.019
20	9 D.Schmitter (SUI)	46.803
21	56 P.Sebestyén (HUN)	47.075
22	19 S.Kaewjaturaporn (TH)	1'05.918
23	10 I.Tóth (HUN)	1'06.480
24	14 A.Nakcharoensri (THA)	

Lap 2

1	66 T.Sykes (GBR)	
2	1 J.Rea (GBR)	0.265
3	7 C.Davies (GBR)	0.998
4	60 M.van der Mark (NED)	1.145
5	34 D.Giugliano (ITA)	1.541
6	69 N.Hayden (USA)	2.128
7	22 A.Lowes (GBR)	2.930
8	21 M.Reiterberger (GER)	3.814
9	50 S.Guintoli (FRA)	4.600
10	17 K.Abraham (CZE)	4.687
11	40 R.Ramos (ESP)	4.951
12	15 A.De Angelis (RSM)	5.810
13	32 L.Savadori (ITA)	6.128
14	81 J.Torres (ESP)	6.353
15	25 J.Brookes (AUS)	7.434
16	2 L.Camier (GBR)	7.752
17	151 M.Baiocco (ITA)	8.081
18	20 S.Barrier (FRA)	8.213
19	12 X.Forés (ESP)	8.467
20	11 S.Al Sulaiti (QAT)	9.062
21	9 D.Schmitter (SUI)	12.126
22	14 A.Nakcharoensri (THA)	12.278
23	56 P.Sebestyén (HUN)	12.676
24	19 S.Kaewjaturaporn (TH)	16.461
25	10 I.Tóth (HUN)	16.725

Lap 5

1	66 T.Sykes (GBR)	
2	1 J.Rea (GBR)	0.327
3	60 M.van der Mark (NED)	0.487
4	7 C.Davies (GBR)	2.879
5	22 A.Lowes (GBR)	4.405
6	34 D.Giugliano (ITA)	4.639
7	69 N.Hayden (USA)	5.051
8	50 S.Guintoli (FRA)	5.673
9	21 M.Reiterberger (GER)	6.116
10	15 A.De Angelis (RSM)	8.708
11	32 L.Savadori (ITA)	9.140
12	81 J.Torres (ESP)	9.492
13	40 R.Ramos (ESP)	9.704
14	17 K.Abraham (CZE)	10.194
15	20 S.Barrier (FRA)	13.592
16	151 M.Baiocco (ITA)	13.917
17	12 X.Forés (ESP)	14.210
18	2 L.Camier (GBR)	15.915
19	25 J.Brookes (AUS)	16.541
20	11 S.Al Sulaiti (QAT)	17.607
21	9 D.Schmitter (SUI)	25.183
22	56 P.Sebestyén (HUN)	25.377
23	19 S.Kaewjaturaporn (TH)	34.693
24	10 I.Tóth (HUN)	36.898
25	14 A.Nakcharoensri (THA)	42.851

Lap 8

1	66 T.Sykes (GBR)	
2	1 J.Rea (GBR)	0.694
3	60 M.van der Mark (NED)	2.594
4	7 C.Davies (GBR)	5.016
5	34 D.Giugliano (ITA)	6.393
6	50 S.Guintoli (FRA)	7.115
7	21 M.Reiterberger (GER)	8.131
8	69 N.Hayden (USA)	8.487
9	22 A.Lowes (GBR)	9.483
10	15 A.De Angelis (RSM)	14.875
11	32 L.Savadori (ITA)	15.129
12	81 J.Torres (ESP)	15.312
13	17 K.Abraham (CZE)	15.539
14	20 S.Barrier (FRA)	18.272
15	40 R.Ramos (ESP)	18.747
16	151 M.Baiocco (ITA)	19.232
17	12 X.Forés (ESP)	19.536
18	2 L.Camier (GBR)	19.901
19	25 J.Brookes (AUS)	23.371
20	11 S.Al Sulaiti (QAT)	26.116
21	9 D.Schmitter (SUI)	38.370
22	56 P.Sebestyén (HUN)	38.619
23	19 S.Kaewjaturaporn (TH)	53.912
24	10 I.Tóth (HUN)	54.373
25	14 A.Nakcharoensri (THA)	

Lap 11

1	66 T.Sykes (GBR)	
2	1 J.Rea (GBR)	0.369
3	60 M.van der Mark (NED)	2.610
4	7 C.Davies (GBR)	7.669
5	34 D.Giugliano (ITA)	8.116
6	50 S.Guintoli (FRA)	8.446
7	21 M.Reiterberger (GER)	9.989
8	22 A.Lowes (GBR)	11.201
9	81 J.Torres (ESP)	19.699
10	15 A.De Angelis (RSM)	20.270
11	32 L.Savadori (ITA)	20.464
12	17 K.Abraham (CZE)	21.053
13	2 L.Camier (GBR)	23.842
14	40 R.Ramos (ESP)	24.396
15	151 M.Baiocco (ITA)	25.133
16	12 X.Forés (ESP)	25.729
17	20 S.Barrier (FRA)	26.908
18	25 J.Brookes (AUS)	30.842
19	11 S.Al Sulaiti (QAT)	35.678
20	9 D.Schmitter (SUI)	51.646
21	56 P.Sebestyén (HUN)	51.717
22	19 S.Kaewjaturaporn (TH)	1'11.695
23	10 I.Tóth (HUN)	1'12.058
24	14 A.Nakcharoensri (THA)	

Lap 3

1	66 T.Sykes (GBR)	
2	1 J.Rea (GBR)	0.410
3	60 M.van der Mark (NED)	0.859
4	7 C.Davies (GBR)	1.213
5	34 D.Giugliano (ITA)	1.602
6	69 N.Hayden (USA)	2.261
7	22 A.Lowes (GBR)	3.069
8	50 S.Guintoli (FRA)	4.735
9	21 M.Reiterberger (GER)	4.894
10	17 K.Abraham (CZE)	5.730
11	40 R.Ramos (ESP)	5.909
12	15 A.De Angelis (RSM)	6.419
13	32 L.Savadori (ITA)	6.906
14	81 J.Torres (ESP)	7.251
15	20 S.Barrier (FRA)	9.958
16	151 M.Baiocco (ITA)	10.297
17	12 X.Forés (ESP)	10.403
18	25 J.Brookes (AUS)	10.754
19	2 L.Camier (GBR)	11.027
20	11 S.Al Sulaiti (QAT)	11.800
21	9 D.Schmitter (SUI)	16.658
22	14 A.Nakcharoensri (THA)	16.754
23	56 P.Sebestyén (HUN)	17.079
24	19 S.Kaewjaturaporn (TH)	22.612
25	10 I.Tóth (HUN)	22.770

Lap 6

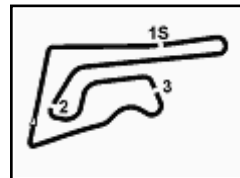
1	66 T.Sykes (GBR)	
2	1 J.Rea (GBR)	0.498
3	60 M.van der Mark (NED)	1.837
4	7 C.Davies (GBR)	3.325
5	22 A.Lowes (GBR)	4.828
6	34 D.Giugliano (ITA)	5.258
7	69 N.Hayden (USA)	5.635
8	50 S.Guintoli (FRA)	6.019
9	21 M.Reiterberger (GER)	6.576
10	15 A.De Angelis (RSM)	10.296
11	32 L.Savadori (ITA)	10.614
12	81 J.Torres (ESP)	10.922
13	17 K.Abraham (CZE)	11.566
14	40 R.Ramos (ESP)	13.761
15	20 S.Barrier (FRA)	14.832
16	151 M.Baiocco (ITA)	15.463
17	12 X.Forés (ESP)	15.949
18	2 L.Camier (GBR)	17.040
19	25 J.Brookes (AUS)	18.995
20	11 S.Al Sulaiti (QAT)	20.100
21	9 D.Schmitter (SUI)	29.811
22	56 P.Sebestyén (HUN)	30.100
23	19 S.Kaewjaturaporn (TH)	40.759
24	10 I.Tóth (HUN)	42.201

Lap 9

1	66 T.Sykes (GBR)	
2	1 J.Rea (GBR)	0.438
3	60 M.van der Mark (NED)	2.831
4	7 C.Davies (GBR)	5.708
5	34 D.Giugliano (ITA)	6.709
6	50 S.Guintoli (FRA)	7.535
7	21 M.Reiterberger (GER)	8.647
8	69 N.Hayden (USA)	9.085
9	22 A.Lowes (GBR)	10.092
10	15 A.De Angelis (RSM)	16.891
11	32 L.Savadori (ITA)	17.175
12	81 J.Torres (ESP)	17.292
13	17 K.Abraham (CZE)	17.557
14	20 S.Barrier (FRA)	20.048
15	40 R.Ramos (ESP)	20.206
16	151 M.Baiocco (ITA)	20.887
17	12 X.Forés (ESP)	21.197
18	2 L.Camier (GBR)	21.485
19	25 J.Brookes (AUS)	25.682
20	11 S.Al Sulaiti (QAT)	29.064
21	9 D.Schmitter (SUI)	42.738
22	56 P.Sebestyén (HUN)	42.880
23	19 S.Kaewjaturaporn (TH)	59.889

Lap 12

1	66 T.Sykes (GBR)	
2	1 J.Rea (GBR)	0.236
3	60 M.van der Mark (NED)	2.625
4	7 C.Davies (GBR)	8.116
5	34 D.Giugliano (ITA)	8.287
6	50 S.Guintoli (FRA)	10.217
7	21 M.Reiterberger (GER)	10.554
8	22 A.Lowes (GBR)	11.637
9	81 J.Torres (ESP)	20.577
10	15 A.De Angelis (RSM)	21.377
11	32 L.Savadori (ITA)	21.551
12	17 K.Abraham (CZE)	24.979
13	2 L.Camier (GBR)	25.195
14	151 M.Baiocco (ITA)	26.350
15	40 R.Ramos (ESP)	26.745
16	12 X.Forés (ESP)	27.023
17	20 S.Barrier (FRA)	31.851
18	25 J.Brookes (AUS)	34.366
19	11 S.Al Sulaiti (QAT)	39.121
20	9 D.Schmitter (SUI)	56.312
21	56 P.Sebestyén (HUN)	56.352
22	10 I.Tóth (HUN)	1'17.652
23	19 S.Kaewjaturaporn (TH)	1'17.949
24	14 A.Nakcharoensri (THA)	



Thai Round, 11-12-13 March 2016 World Superbike - Lap Chart Race 1

Lap 13

1	66 T.Sykes (GBR)	
2	1 J.Rea (GBR)	0.796
3	60 M.van der Mark (NED)	2.622
4	7 C.Davies (GBR)	8.732
5	34 D.Giugliano (ITA)	8.908
6	21 M.Reiterberger (GER)	10.949
7	50 S.Guintoli (FRA)	12.128
8	22 A.Lowes (GBR)	12.298
9	81 J.Torres (ESP)	21.417
10	15 A.De Angelis (RSM)	22.234
11	32 L.Savadori (ITA)	22.441
12	17 K.Abraham (CZE)	26.543
13	2 L.Camier (GBR)	26.652
14	151 M.Baiocco (ITA)	27.797
15	40 R.Ramos (ESP)	28.053
16	12 X.Forés (ESP)	28.658
17	20 S.Barrier (FRA)	33.955
18	25 J.Brookes (AUS)	36.128
19	11 S.Al Sulaiti (QAT)	42.297
20	9 D.Schmitter (SUI)	1'01.267
21	56 P.Sebestyén (HUN)	1'01.618
22	19 S.Kaewjaturaporn (TH)	1'23.290
23	10 I.Tóth (HUN)	1'24.548
24	14 A.Nakcharoensri (THA)	

Lap 14

1	66 T.Sykes (GBR)	
2	1 J.Rea (GBR)	0.589
3	60 M.van der Mark (NED)	3.396
4	7 C.Davies (GBR)	9.825
5	34 D.Giugliano (ITA)	9.966
6	21 M.Reiterberger (GER)	12.212
7	22 A.Lowes (GBR)	13.683
8	50 S.Guintoli (FRA)	13.802
9	81 J.Torres (ESP)	22.966
10	15 A.De Angelis (RSM)	23.583
11	32 L.Savadori (ITA)	23.829
12	17 K.Abraham (CZE)	28.570
13	2 L.Camier (GBR)	28.714
14	151 M.Baiocco (ITA)	29.776
15	40 R.Ramos (ESP)	30.329
16	12 X.Forés (ESP)	31.121
17	20 S.Barrier (FRA)	38.111
18	25 J.Brookes (AUS)	38.355
19	11 S.Al Sulaiti (QAT)	45.980
20	56 P.Sebestyén (HUN)	1'07.398
21	9 D.Schmitter (SUI)	1'07.399
22	19 S.Kaewjaturaporn (TH)	1'29.604
23	10 I.Tóth (HUN)	1'31.427
24	14 A.Nakcharoensri (THA)	

Lap 15

1	66 T.Sykes (GBR)	
2	1 J.Rea (GBR)	0.284
3	60 M.van der Mark (NED)	4.045
4	7 C.Davies (GBR)	10.843
5	34 D.Giugliano (ITA)	12.644
6	21 M.Reiterberger (GER)	13.317
7	50 S.Guintoli (FRA)	16.351
8	22 A.Lowes (GBR)	16.981
9	81 J.Torres (ESP)	24.229
10	15 A.De Angelis (RSM)	24.839
11	32 L.Savadori (ITA)	25.174
12	2 L.Camier (GBR)	30.434
13	17 K.Abraham (CZE)	30.841
14	151 M.Baiocco (ITA)	31.696
15	40 R.Ramos (ESP)	31.995
16	12 X.Forés (ESP)	34.547
17	20 S.Barrier (FRA)	40.809
18	25 J.Brookes (AUS)	41.661
19	11 S.Al Sulaiti (QAT)	49.887
20	56 P.Sebestyén (HUN)	1'12.684
21	9 D.Schmitter (SUI)	1'13.056
22	19 S.Kaewjaturaporn (TH)	
23	10 I.Tóth (HUN)	
24	14 A.Nakcharoensri (THA)	

Lap 16

1	1 J.Rea (GBR)	
2	66 T.Sykes (GBR)	0.067
3	60 M.van der Mark (NED)	4.443
4	7 C.Davies (GBR)	11.631
5	34 D.Giugliano (ITA)	12.939
6	21 M.Reiterberger (GER)	13.722
7	22 A.Lowes (GBR)	17.491
8	50 S.Guintoli (FRA)	17.582
9	81 J.Torres (ESP)	25.019
10	15 A.De Angelis (RSM)	25.549
11	32 L.Savadori (ITA)	25.958
12	2 L.Camier (GBR)	31.846
13	17 K.Abraham (CZE)	32.111
14	40 R.Ramos (ESP)	33.405
15	151 M.Baiocco (ITA)	34.179
16	12 X.Forés (ESP)	36.656
17	20 S.Barrier (FRA)	42.851
18	25 J.Brookes (AUS)	43.353
19	11 S.Al Sulaiti (QAT)	53.113
20	9 D.Schmitter (SUI)	1'17.827
21	56 P.Sebestyén (HUN)	1'18.007
22	19 S.Kaewjaturaporn (TH)	
23	10 I.Tóth (HUN)	
24	14 A.Nakcharoensri (THA)	

Lap 17

1	1 J.Rea (GBR)	
2	66 T.Sykes (GBR)	0.517
3	60 M.van der Mark (NED)	5.598
4	7 C.Davies (GBR)	12.803
5	34 D.Giugliano (ITA)	13.671
6	21 M.Reiterberger (GER)	15.299
7	22 A.Lowes (GBR)	18.499
8	50 S.Guintoli (FRA)	19.198
9	81 J.Torres (ESP)	26.197
10	15 A.De Angelis (RSM)	27.287
11	32 L.Savadori (ITA)	27.496
12	2 L.Camier (GBR)	33.489
13	17 K.Abraham (CZE)	34.114
14	40 R.Ramos (ESP)	35.800
15	151 M.Baiocco (ITA)	38.297
16	12 X.Forés (ESP)	38.801
17	25 J.Brookes (AUS)	45.410
18	20 S.Barrier (FRA)	45.743
19	11 S.Al Sulaiti (QAT)	56.700
20	9 D.Schmitter (SUI)	1'23.271
21	56 P.Sebestyén (HUN)	1'24.613
22	19 S.Kaewjaturaporn (TH)	
23	10 I.Tóth (HUN)	
24	14 A.Nakcharoensri (THA)	

Lap 18

1	1 J.Rea (GBR)	
2	66 T.Sykes (GBR)	0.719
3	60 M.van der Mark (NED)	7.017
4	7 C.Davies (GBR)	14.526
5	21 M.Reiterberger (GER)	16.590
6	22 A.Lowes (GBR)	19.058
7	50 S.Guintoli (FRA)	20.842
8	81 J.Torres (ESP)	27.975
9	32 L.Savadori (ITA)	29.871
10	15 A.De Angelis (RSM)	30.247
11	2 L.Camier (GBR)	34.815
12	17 K.Abraham (CZE)	35.315
13	40 R.Ramos (ESP)	37.561
14	12 X.Forés (ESP)	40.791
15	151 M.Baiocco (ITA)	41.619
16	25 J.Brookes (AUS)	48.086
17	20 S.Barrier (FRA)	49.232
18	34 D.Giugliano (ITA)	57.392
19	11 S.Al Sulaiti (QAT)	1'01.168
20	9 D.Schmitter (SUI)	1'28.621
21	56 P.Sebestyén (HUN)	1'34.025
22	19 S.Kaewjaturaporn (TH)	
23	10 I.Tóth (HUN)	

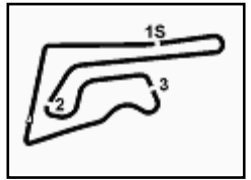
Lap 19

1	1 J.Rea (GBR)	
---	---------------	--

2	66 T.Sykes (GBR)	0.653
3	60 M.van der Mark (NED)	8.278
4	7 C.Davies (GBR)	16.001
5	21 M.Reiterberger (GER)	18.067
6	22 A.Lowes (GBR)	19.586
7	50 S.Guintoli (FRA)	22.309
8	81 J.Torres (ESP)	29.239
9	15 A.De Angelis (RSM)	32.585
10	32 L.Savadori (ITA)	32.829
11	2 L.Camier (GBR)	36.357
12	17 K.Abraham (CZE)	36.863
13	40 R.Ramos (ESP)	39.210
14	151 M.Baiocco (ITA)	43.039
15	12 X.Forés (ESP)	43.167
16	25 J.Brookes (AUS)	50.119
17	20 S.Barrier (FRA)	51.583
18	11 S.Al Sulaiti (QAT)	1'04.121
19	34 D.Giugliano (ITA)	1'08.028
20	9 D.Schmitter (SUI)	1'34.368
21	56 P.Sebestyén (HUN)	
22	19 S.Kaewjaturaporn (TH)	
23	10 I.Tóth (HUN)	

Lap 20

1	1 J.Rea (GBR)	
2	66 T.Sykes (GBR)	0.222
3	60 M.van der Mark (NED)	9.623
4	7 C.Davies (GBR)	17.167
5	21 M.Reiterberger (GER)	18.894
6	22 A.Lowes (GBR)	20.754
7	50 S.Guintoli (FRA)	24.221
8	81 J.Torres (ESP)	31.064
9	15 A.De Angelis (RSM)	34.348
10	32 L.Savadori (ITA)	34.479
11	2 L.Camier (GBR)	37.013
12	40 R.Ramos (ESP)	41.113
13	151 M.Baiocco (ITA)	44.369
14	12 X.Forés (ESP)	45.053
15	25 J.Brookes (AUS)	51.939
16	20 S.Barrier (FRA)	54.314
17	11 S.Al Sulaiti (QAT)	1'06.541
18	34 D.Giugliano (ITA)	1'09.530
19	9 D.Schmitter (SUI)	1'40.904



Buriram 4.554 m

Thai Round, 11-12-13 March 2016

World Superbike - Best Sector & Speed Race 1

Results

Pos	Rider	Team	Laps
1	J. REA	Kawasaki ZX-10R	20
2	66 T. SYKES	Kawasaki ZX-10R	0.222
3	60 M. VAN DER MARK	Honda CBR1000RR SP	9.623
4	7 C. DAVIES	Ducati 1199 Panigale R	17.167
5	21 M. REITERBERGER	BMW S1000 RR	18.894
6	22 A. LOWES	Yamaha YZF R1	20.754
7	50 S. GUINTOLI	Yamaha YZF R1	24.221
8	81 J. TORRES	BMW S1000 RR	31.064
9	15 A. DE ANGELIS	Aprilia RSV4 RF	34.348
10	32 L. SAVADORI	Aprilia RSV4 RF	34.479
11	2 L. CAMIER	MV Augusta 1000 F4	37.013
12	40 R. RAMOS	Kawasaki ZX-10R	41.113
13	151 M. BAIOTTO	Ducati 1199 Panigale R	45.369
14	12 X. FORÉS	Ducati 1199 Panigale R	45.053
15	25 J. BROOKES	BMW S1000 RR	51.939
16	20 S. BARRIER	Kawasaki ZX-10R	54.314
17	11 S. AL SULAITI	Kawasaki ZX-10R	106.541
18	34 D. GIUGLIANO	Ducati 1199 Panigale R	109.530
19	9 D. SCHMITTER	Kawasaki ZX-10R	140.904
20	56 P. SEBESTYÉN	Yamaha YZF R1	1 Lap
21	19 S. KAEWJATURAPORN	Kawasaki ZX-10R	1 Lap
22	10 I. TÓTH	Yamaha YZF R1	1 Lap
23	14 A. NAKCHAROENSRI	Yamaha YZF R1	3 Laps
RET	17 K. ABRAHAM	BMW S1000 RR	1 Lap
RET	69 N. HAYDEN	Honda CBR1000RR SP	11 Laps

Top Speeds

Pos	Rider	Team	Speed
1	21 M. REITERBERGER	BMW S1000 RR	308.6
2	1 J. REA	Kawasaki ZX-10R	307.7
3	15 A. DE ANGELIS	Aprilia RSV4 RF	305.9
4	81 J. TORRES	BMW S1000 RR	303.4
5	50 S. GUINTOLI	Yamaha YZF R1	303.4
6	32 L. SAVADORI	Aprilia RSV4 RF	302.5
7	66 T. SYKES	Kawasaki ZX-10R	302.5
8	69 N. HAYDEN	Honda CBR1000RR SP	300.8
9	60 M. VAN DER MARK	Honda CBR1000RR SP	300.0
10	17 K. ABRAHAM	BMW S1000 RR	300.0
11	34 D. GIUGLIANO	Ducati 1199 Panigale R	300.0
12	40 R. RAMOS	Kawasaki ZX-10R	300.0
13	22 A. LOWES	Yamaha YZF R1	299.2
14	12 X. FORÉS	Ducati 1199 Panigale R	298.3
15	20 S. BARRIER	Kawasaki ZX-10R	298.3
16	2 L. CAMIER	MV Augusta 1000 F4	296.7
17	7 C. DAVIES	Ducati 1199 Panigale R	296.7
18	25 J. BROOKES	BMW S1000 RR	296.7
19	151 M. BAIOTTO	Ducati 1199 Panigale R	295.9
20	10 I. TÓTH	Yamaha YZF R1	290.3
21	56 P. SEBESTYÉN	Yamaha YZF R1	289.5
22	19 S. KAEWJATURAPORN	Kawasaki ZX-10R	289.5
23	9 D. SCHMITTER	Kawasaki ZX-10R	288.8
24	11 S. AL SULAITI	Kawasaki ZX-10R	288.8
25	14 A. NAKCHAROENSRI	Yamaha YZF R1	285.7

Seg. 1

1	J. REA	19.518
2	66 T. SYKES	19.551
3	32 L. SAVADORI	19.604
4	15 A. DE ANGELIS	19.625
5	21 M. REITERBERGE	19.648
6	60 M. VAN DER MARK	19.677
7	34 D. GIUGLIANO	19.691
8	69 N. HAYDEN	19.695
9	50 S. GUINTOLI	19.699
10	17 K. ABRAHAM	19.705
11	22 A. LOWES	19.716
12	81 J. TORRES	19.720
13	7 C. DAVIES	19.806
14	40 R. RAMOS	19.807
15	12 X. FORÉS	19.811
16	25 J. BROOKES	19.858
17	20 S. BARRIER	19.952
18	2 L. CAMIER	20.010
19	151 M. BAIOTTO	20.021
20	11 S. AL SULAITI	20.172
21	56 P. SEBESTYÉN	20.322
22	10 I. TÓTH	20.369
23	14 A. NAKCHAROENS	20.375
24	9 D. SCHMITTER	20.437
25	19 S. KAEWJATURAP	20.535

Seg. 2

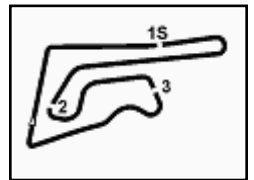
1	66 T. SYKES	27.082
2	1 J. REA	27.178
3	69 N. HAYDEN	27.265
4	60 M. VAN DER MARK	27.278
5	7 C. DAVIES	27.391
6	21 M. REITERBERGE	27.396
7	50 S. GUINTOLI	27.457
8	34 D. GIUGLIANO	27.529
9	22 A. LOWES	27.581
10	20 S. BARRIER	27.662
11	2 L. CAMIER	27.682
12	81 J. TORRES	27.688
13	17 K. ABRAHAM	27.700
14	15 A. DE ANGELIS	27.746
15	12 X. FORÉS	27.750
16	151 M. BAIOTTO	27.776
17	40 R. RAMOS	27.845
18	32 L. SAVADORI	27.849
19	25 J. BROOKES	27.910
20	11 S. AL SULAITI	28.431
21	9 D. SCHMITTER	28.523
22	56 P. SEBESTYÉN	28.681
23	14 A. NAKCHAROENS	28.843
24	10 I. TÓTH	29.000
25	19 S. KAEWJATURAP	29.069

Seg. 3

1	69 N. HAYDEN	21.723
2	60 M. VAN DER MARK	21.734
3	22 A. LOWES	21.782
4	34 D. GIUGLIANO	21.806
5	1 J. REA	21.820
6	50 S. GUINTOLI	21.828
7	66 T. SYKES	21.848
8	7 C. DAVIES	21.905
9	81 J. TORRES	21.982
10	2 L. CAMIER	21.986
11	21 M. REITERBERGE	22.002
12	17 K. ABRAHAM	22.004
13	40 R. RAMOS	22.058
14	32 L. SAVADORI	22.059
15	15 A. DE ANGELIS	22.115
16	11 S. AL SULAITI	22.189
17	151 M. BAIOTTO	22.193
18	20 S. BARRIER	22.195
19	12 X. FORÉS	22.225
20	25 J. BROOKES	22.295
21	14 A. NAKCHAROENS	22.604
22	56 P. SEBESTYÉN	22.824
23	9 D. SCHMITTER	22.929
24	19 S. KAEWJATURAP	23.073
25	10 I. TÓTH	23.112

Seg. 4

1	60 M. VAN DER MARK	25.290
2	1 J. REA	25.292
3	22 A. LOWES	25.385
4	66 T. SYKES	25.405
5	34 D. GIUGLIANO	25.430
6	7 C. DAVIES	25.440
7	21 M. REITERBERGE	25.453
8	50 S. GUINTOLI	25.481
9	2 L. CAMIER	25.571
10	12 X. FORÉS	25.588
11	151 M. BAIOTTO	25.602
12	69 N. HAYDEN	25.604
13	32 L. SAVADORI	25.628
14	15 A. DE ANGELIS	25.684
15	40 R. RAMOS	25.696
16	81 J. TORRES	25.723
17	20 S. BARRIER	25.739
18	25 J. BROOKES	25.830
19	17 K. ABRAHAM	25.859
20	11 S. AL SULAITI	25.871
21	56 P. SEBESTYÉN	26.272
22	9 D. SCHMITTER	26.369
23	14 A. NAKCHAROENS	26.432
24	19 S. KAEWJATURAP	26.994
25	10 I. TÓTH	27.052



Thai Round, 11-12-13 March 2016 World Superbike - Chronological Analysis Race 1

Start at 16:00'38.071

1 J. REA (1'33.936)							
Lap	Seq. 1	Seq. 2	Seq. 3	Seq. 4	Lap Time	km/h	Local Time
1	20.935	27.529	22.016	25.401	1'35.881	295.1	16:02'13.952
2	19.693	27.327	21.912	26.034	1'34.966	297.5	16:03'48.918
3	19.861	27.499	21.990	25.559	1'34.909	300.8	16:05'23.827
4	19.669	27.315	22.080	25.378	1'34.442	300.0	16:06'58.269
5	19.692	27.536	21.972	25.450	1'34.650	301.7	16:08'32.919
6	19.670	27.477	22.058	25.479	1'34.684	304.2	16:10'07.603
7	19.670	27.580	21.973	25.292	1'34.515	301.7	16:11'42.118
8	19.623	27.270	21.884	25.333	1'34.110	300.0	16:13'16.228
9	19.622	27.178	21.921	25.454	1'34.175	301.7	16:14'50.403
10	19.546	27.377	22.061	25.447	1'34.431	303.4	16:16'24.834
11	19.633	27.389	22.271	25.583	1'34.876	305.1	16:17'59.710
12	19.579	27.451	22.029	25.500	1'34.559	305.1	16:19'34.269
13	19.579	27.497	22.551	25.563	1'35.190	305.9	16:21'09.459
14	19.574	27.244	21.820	25.298	1'33.936	300.0	16:22'43.395
15	19.562	27.227	21.884	25.293	1'33.966	305.1	16:24'17.361
16	19.518	27.705	21.902	25.473	1'34.598	307.7	16:25'51.959
17	19.622	27.365	21.932	25.401	1'34.320	298.3	16:27'26.279
18	19.625	27.322	21.957	25.455	1'34.359	300.0	16:29'00.638
19	19.551	27.332	22.141	25.627	1'34.651	300.0	16:30'35.289
20	19.883	27.419	22.039	25.752	1'35.093	300.8	16:32'10.382

66 T. SYKES (1'34.098)							
Lap	Seq. 1	Seq. 2	Seq. 3	Seq. 4	Lap Time	km/h	Local Time
1	21.093	27.683	21.913	25.522	1'36.211	297.5	16:02'14.282
2	19.739	27.217	21.936	25.479	1'34.371	300.0	16:03'48.653
3	19.846	27.382	22.084	25.452	1'34.764	295.1	16:05'23.417
4	19.705	27.284	21.848	25.455	1'34.292	296.7	16:06'57.709
5	19.833	27.649	21.892	25.509	1'34.883	297.5	16:08'32.592
6	19.737	27.306	21.964	25.506	1'34.513	297.5	16:10'07.105
7	19.710	27.295	21.864	25.462	1'34.331	297.5	16:11'41.436
8	19.675	27.082	21.904	25.437	1'34.098	296.7	16:13'15.534
9	19.619	27.290	22.023	25.499	1'34.431	298.3	16:14'49.965
10	19.655	27.332	21.965	25.509	1'34.461	300.0	16:16'24.426
11	19.759	27.400	22.073	25.683	1'34.915	298.3	16:17'59.341
12	19.722	27.405	21.987	25.578	1'34.692	298.3	16:19'34.033
13	19.631	27.437	21.979	25.583	1'34.630	297.5	16:21'08.663
14	19.588	27.194	21.956	25.405	1'34.143	298.3	16:22'42.806
15	19.595	27.211	21.973	25.492	1'34.271	300.8	16:24'17.077
16	19.686	27.622	22.039	25.602	1'34.949	299.2	16:25'52.026
17	19.634	27.559	22.061	25.516	1'34.770	301.7	16:27'26.796
18	19.551	27.343	21.994	25.673	1'34.561	300.8	16:29'01.357
19	19.647	27.376	21.982	25.580	1'34.585	300.0	16:30'35.942
20	19.647	27.293	22.081	25.641	1'34.662	302.5	16:32'10.604

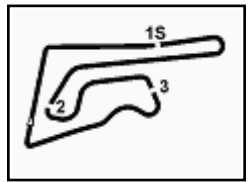
60 M. VAN DER MARK (1'34.304)							
Lap	Seq. 1	Seq. 2	Seq. 3	Seq. 4	Lap Time	km/h	Local Time
1	21.632	28.137	22.043	25.291	1'37.103	285.7	16:02'15.174
2	19.742	27.510	21.831	25.541	1'34.624	298.3	16:03'49.798
3	19.768	27.539	21.774	25.397	1'34.478	298.3	16:05'24.276
4	19.744	27.536	21.734	25.290	1'34.304	297.5	16:06'58.580
5	19.677	27.429	21.860	25.533	1'34.499	298.3	16:08'33.079
6	19.769	27.382		25.863	1'35.863	298.3	16:10'08.942
7	19.832	27.447	21.744	25.570	1'34.593	298.3	16:11'43.535
8	19.861	27.278	21.823	25.631	1'34.593	298.3	16:13'18.128
9	19.811	27.485	21.858	25.514	1'34.668	299.2	16:14'52.796
10	19.718	27.427	21.860	25.451	1'34.456	298.3	16:16'27.252
11	19.686	27.475	21.855	25.683	1'34.699	298.3	16:18'01.951
12	19.788	27.454	21.947	25.518	1'34.707	297.5	16:19'36.658
13	19.721	27.506	21.876	25.524	1'34.627	297.5	16:21'11.285
14	19.780	27.464	21.987	25.686	1'34.917	297.5	16:22'46.202
15	19.888	27.563	22.003	25.466	1'34.920	300.0	16:24'21.122
16	19.827	27.507	22.158	25.788	1'35.280	297.5	16:25'56.402
17	19.900	27.769	22.121	25.685	1'35.475	295.1	16:27'31.877
18	19.823	27.773	22.223	25.959	1'35.778	295.1	16:29'07.655
19	19.895	27.604	22.351	26.062	1'35.912	295.9	16:30'43.567
20	19.860	27.903	22.411	26.264	1'36.438	293.5	16:32'20.005

7 C. DAVIES (1'34.769)							
Lap	Seq. 1	Seq. 2	Seq. 3	Seq. 4	Lap Time	km/h	Local Time
1	21.349	27.915	22.107	25.440	1'36.811	293.5	16:02'14.882
2	19.854	27.391	21.977	25.547	1'34.769	295.9	16:03'49.651
3	19.868	27.707	21.905	25.499	1'34.979	295.1	16:05'24.630
4	19.826	27.606	21.930	25.569	1'34.931	296.7	16:06'59.561
5	19.823	28.316	22.201	25.570	1'35.910	296.7	16:08'35.471
6	19.885	27.469	22.013	25.592	1'34.959	295.1	16:10'10.430

7	19.968	27.648	22.062	25.487	1'35.165	295.9	16:11'45.595
8	19.825	27.495	22.121	25.514	1'34.955	293.5	16:13'20.550
9	19.806	27.471	22.180	25.666	1'35.123	295.1	16:14'55.673
10	19.823	28.288	22.101	25.672	1'35.884	294.3	16:16'31.557
11	19.814	27.713	22.303	25.623	1'35.453	295.9	16:18'07.010
12	19.822	27.551	22.061	25.705	1'35.139	295.1	16:19'42.149
13	19.895	27.644	22.028	25.679	1'35.246	295.1	16:21'17.395
14	19.843	27.566	22.163	25.664	1'35.236	293.5	16:22'52.631
15	19.880	27.579	22.123	25.707	1'35.289	294.3	16:24'27.920
16	19.974	27.757	22.164	25.775	1'35.670	291.9	16:26'03.590
17	19.903	27.673	22.168	25.748	1'35.492	293.5	16:27'39.082
18	20.184	27.824	22.244	25.830	1'36.082	291.1	16:29'15.164
19	19.962	27.775	22.428	25.961	1'36.126	292.7	16:30'51.290
20	19.943	27.895	22.444	25.977	1'36.259	295.1	16:32'27.549

21 M. REITERBERGER (1'34.947)							
Lap	Seq. 1	Seq. 2	Seq. 3	Seq. 4	Lap Time	km/h	Local Time
1	22.105	28.415	22.528	25.911	1'38.959	295.1	16:02'17.030
2	19.817	27.932	22.173	25.515	1'35.437	304.2	16:03'52.467
3	20.111	27.783	22.129	25.821	1'35.844	299.2	16:05'28.311
4	19.910	27.703	22.069	25.453	1'35.135	304.2	16:07'03.446
5	19.843	27.820	22.046	25.553	1'35.262	304.2	16:08'38.708
6	19.767	27.564	22.106	25.536	1'34.973	305.1	16:10'13.681
7	19.798	27.567	22.083	25.565	1'35.013	304.2	16:11'48.694
8	19.744	27.659	22.002	25.566	1'34.971	303.4	16:13'23.665
9	19.708	27.396	22.219	25.624	1'34.947	304.2	16:14'58.612
10	19.648	28.046	22.154	25.593	1'35.441	305.1	16:16'34.053
11	19.855	27.549	22.144	25.729	1'35.277	302.5	16:18'09.330
12	19.701	27.638	22.149	25.769	1'35.257	304.2	16:19'44.587
13	19.684	27.643	22.031	25.667	1'35.025	305.9	16:21'19.612
14	19.737	27.692	22.204	25.773	1'35.406	303.4	16:22'55.018
15	19.739	27.544	22.282	25.811	1'35.376	301.7	16:24'30.394
16	19.704	27.742	22.229	25.612	1'35.287	308.6	16:26'05.681
17	19.937	27.787	22.268	25.905	1'35.897	301.7	16:27'41.578
18	19.722	27.717	22.397	25.814	1'35.650	300.8	16:29'17.228
19	19.871	27.947	22.254	26.056	1'36.128	300.8	16:30'53.356
20	19.812	27.754	22.320	26.034	1'35.920	302.5	16:32'29.276

22 A. LOWES (1'34.676)							
Lap	Seq. 1	Seq. 2	Seq. 3	Seq. 4	Lap Time	km/h	Local Time
1	21.583	28.641	22.626	25.687	1'38.537	277.6	16:02'16.608
2	19.880	27.691	22.008	25.396	1'34.975	297.5	16:03'51.583
3	19.774	27.748	21.946	25.435	1'34.903	294.3	16:05'26.486
4	19.850	27.712	21.907	25.506	1'34.975	295.9	16:07'01.461
5	19.893	27.952	22.086	25.605	1'35.536	285.0	16:08'36.997
6	19.906	27.695	21.782	25.553	1'34.936	294.3	16:10'11.933
7	19.781	27.595	21.915	25.385	1'34.676	295.1	16:11'46.609
8	19.735	31.122	22.044	25.507	1'38.408	295.1	16:13'25.017
9	19.834	27.677	22.007	25.522	1'35.040	295.9	16:15'00.057
10	19.847	27.719	22.002	25.446	1'35.014	298.3	16:16'35.071
11	19.838	27.838	22.337	25.458	1'35.471	297.5	16:18'10.542
12	19.730	27.581	22.218	25.599	1'35.128	299.2	16:19'45.670
13	19.8						



Thai Round, 11-12-13 March 2016 World Superbike - Chronological Analysis Race 1

Start at 16:00'38.071

17	20.078	27.868	22.196	25.794	1'35.936	300.8	16:27'45.477
18	19.874	27.749	22.266	26.114	1'36.003	299.2	16:29'21.480
19	19.892	27.833	22.326	26.067	1'36.118	295.9	16:30'57.598
20	20.380	27.996	22.391	26.238	1'37.005	296.7	16:32'34.603

3	20.212	29.664	22.222	25.941	1'38.039	288.0	16:05'34.444
4	20.239	28.211	22.417	25.899	1'36.766	291.1	16:07'11.210
5	20.250	29.280	22.186	25.581	1'37.297	293.5	16:08'48.507
6	20.164	27.832	22.050	25.592	1'35.638	290.3	16:10'24.145
7	20.162	27.814	21.986	25.699	1'35.661	291.1	16:11'59.806
8	20.097	27.763	22.104	25.665	1'35.629	291.9	16:13'35.435
9	20.151	27.928	22.365	25.571	1'36.015	291.1	16:15'11.450
10	20.158	28.086	22.203	25.723	1'36.170	291.9	16:16'47.620
11	20.076	27.820	22.071	25.596	1'35.563	291.1	16:18'23.183
12	20.111	27.777	22.239	25.918	1'36.045	290.3	16:19'59.228
13	20.039	27.894	22.151	26.003	1'36.087	292.7	16:21'35.315
14	20.094	27.937	22.160	26.014	1'36.205	292.7	16:23'11.520
15	20.091	27.682	22.517	25.701	1'35.991	292.7	16:24'47.511
16	20.162	27.909	22.506	25.717	1'36.294	286.5	16:26'23.805
17	20.121	27.915	22.298	25.629	1'35.963	286.5	16:27'59.768
18	20.010	27.717	22.146	25.812	1'35.685	289.5	16:29'35.453
19	20.079	27.805	22.649	25.660	1'36.193	288.0	16:31'11.646
20	20.074	27.919	21.989	25.767	1'35.749	288.0	16:32'47.395

81 J. TORRES (1'35.470)

Lap	Seq. 1	Seq. 2	Seq. 3	Seq. 4	Lap Time	km/h	Local Time
1	22.389	28.694	22.541	26.063	1'39.687	296.7	16:02'17.758
2	19.720	29.602	22.203	25.723	1'37.248		16:03'55.006
3	19.777	27.968	22.121	25.796	1'35.662	302.5	16:05'30.668
4	19.878	27.714	21.982	25.970	1'35.544	294.3	16:07'06.212
5	19.791	27.859	22.318	25.904	1'35.872	303.4	16:08'42.084
6	19.980	27.724	22.229	26.200	1'35.943	301.7	16:10'18.027
7	19.888	27.951	22.309	26.268	1'36.416	299.2	16:11'54.443
8	19.738	28.308	22.123	26.234	1'36.403	299.2	16:13'30.846
9	19.739	28.129	22.372	26.171	1'36.411	291.1	16:15'07.257
10	19.795	27.884	22.364	26.115	1'36.158	297.5	16:16'43.415
11	19.963	27.861	22.068	25.733	1'35.625	303.4	16:18'19.040
12	19.758	27.829	22.212	25.771	1'35.570	301.7	16:19'54.610
13	19.743	27.689	22.208	25.830	1'35.470	300.0	16:21'30.080
14	19.795	27.810	22.258	25.829	1'35.692	300.8	16:23'05.772
15	19.842	27.688	22.129	25.875	1'35.534	300.0	16:24'41.306
16	19.822	27.773	22.208	25.869	1'35.672	300.0	16:26'11.978
17	19.787	27.785	22.195	25.731	1'35.498	300.8	16:27'52.476
18	19.834	27.891	22.298	26.114	1'36.137	300.0	16:29'28.613
19	19.930	27.820	22.158	26.007	1'35.915	299.2	16:31'04.528
20	19.865	28.012	22.217	26.824	1'36.918	300.8	16:32'41.446

40 R. RAMOS (1'35.722)

Lap	Seq. 1	Seq. 2	Seq. 3	Seq. 4	Lap Time	km/h	Local Time
1	22.396	28.515	22.541	25.942	1'39.394	285.0	16:02'17.465
2	19.943	28.205	22.295	25.696	1'36.139	293.5	16:03'53.604
3	19.989	27.950	22.058	25.725	1'35.722	295.1	16:05'29.326
4	19.979	27.897	22.241	25.936	1'36.053	298.3	16:07'05.379
5	20.296	28.310	22.323	25.988	1'36.917	294.3	16:08'42.296
6	20.268	30.298	22.192	25.812	1'38.570	294.3	16:10'20.866
7	20.002	27.905	22.155	25.908	1'35.970	291.1	16:11'56.836
8	20.012	29.199	22.450	25.784	1'37.445	291.9	16:13'34.281
9	19.932	27.845	22.227	25.886	1'35.890	295.9	16:15'10.171
10	19.970	29.326	22.295	25.968	1'37.559	296.7	16:16'47.730
11	20.109	27.942	22.177	25.779	1'36.007	296.7	16:18'23.737
12	19.950	29.087	22.251	25.753	1'37.041	294.3	16:20'00.778
13	19.807	28.093	22.253	25.785	1'35.938	300.0	16:21'36.716
14	19.859	28.153	22.600	25.807	1'36.419	297.5	16:23'13.135
15	20.442	27.924	22.166	25.805	1'35.937	294.3	16:24'49.072
16	19.874	28.335	22.351	25.732	1'36.292	298.3	16:26'25.364
17	20.022	28.415	22.327	25.951	1'36.715	293.5	16:28'02.079
18	20.073	27.916	22.208	25.923	1'36.120	291.1	16:29'38.199
19	20.026	27.874	22.409	25.991	1'36.300	290.3	16:31'14.499
20	19.913	28.284	22.508	26.291	1'36.996	291.9	16:32'51.495

15 A. DE ANGELIS (1'35.373)

Lap	Seq. 1	Seq. 2	Seq. 3	Seq. 4	Lap Time	km/h	Local Time
1	22.930	28.922	22.608	26.073	1'40.533	272.0	16:02'18.604
2	19.840	27.942	22.251	25.826	1'35.859		16:03'54.463
3	19.625	27.949	22.115	25.684	1'35.373	298.3	16:05'29.836
4	19.734	27.895	22.141	26.019	1'35.789	298.3	16:07'05.625
5	19.875	27.836	22.205	25.759	1'35.675	301.7	16:08'41.300
6	19.862	27.883	22.355	26.001	1'36.101	301.7	16:10'17.401
7	19.755	28.290	22.426	26.196	1'36.667	295.1	16:11'54.068
8	19.907	28.052	22.284	26.098	1'36.341	291.9	16:13'30.409
9	19.821	28.038	22.559	26.029	1'36.447	302.5	16:15'06.856
10	19.875	27.979	22.500	25.961	1'36.315	295.1	16:16'43.171
11	20.151	28.225	22.149	25.915	1'36.440	302.5	16:18'19.611
12	19.728	27.975	22.229	25.867	1'35.799	305.9	16:19'55.410
13	19.710	27.809	22.165	25.803	1'35.487	300.8	16:21'30.897
14	19.643	27.746	22.137	25.966	1'35.492	304.2	16:23'06.389
15	19.692	27.868	22.212	25.755	1'35.527	299.2	16:24'41.916
16	19.760	27.929	22.122	25.781	1'35.592	296.7	16:26'17.508
17	19.785	28.043	22.186	26.044	1'36.058	299.2	16:27'53.566
18	19.755	28.121	22.573	26.870	1'37.319	297.5	16:29'30.885
19	19.906	28.371	22.461	26.251	1'36.989	291.9	16:31'07.874
20	19.796	28.442	22.420	26.198	1'36.856	300.8	16:32'44.730

151 M. BAIOTTO (1'35.909)

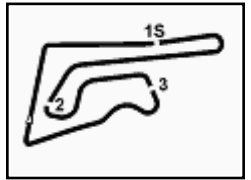
Lap	Seq. 1	Seq. 2	Seq. 3	Seq. 4	Lap Time	km/h	Local Time
1	22.804	29.343	22.870	26.291	1'41.308	282.0	16:02'19.379
2	20.193	28.595	22.666	25.901	1'37.355	291.9	16:03'56.734
3	20.076	28.324	22.702	25.878	1'36.980	293.5	16:05'33.714
4	20.212	28.030	22.422	25.879	1'36.543	294.3	16:07'10.257
5	20.044	27.952	22.485	25.771	1'36.252	295.9	16:08'46.509
6	20.117	27.800	22.394	25.748	1'36.059	293.5	16:10'22.568
7	20.154	27.963	22.323	25.657	1'36.097	292.7	16:11'58.665
8	20.123	27.858	22.296	25.824	1'36.101	289.5	16:13'34.766
9	20.123	27.907	22.355	25.701	1'36.086	294.3	16:15'10.852
10	20.086	27.970	22.383	25.691	1'36.130	295.9	16:16'46.982
11	20.073	29.182	22.393	25.844	1'37.492	292.7	16:18'24.474
12	20.052	27.867	22.388	25.602	1'35.909	293.5	16:20'00.383
13	20.120	28.046	22.197	25.714	1'36.077	293.5	16:21'36.460
14	20.021	27.912	22.410	25.779	1'36.122	291.1	16:23'12.582
15	20.072	27.776	22.544	25.799	1'36.191	292.7	16:24'48.773
16	20.117	29.015	22.346	25.887	1'37.365	288.8	16:26'26.138
17	20.074	30.251	22.385	25.728	1'38.438	291.9	16:28'04.576
18	21.329	28.099	22.310	25.943	1'37.681	287.2	16:29'42.257
19	20.070	27.946	22.193	25.862	1'36.071	292.7	16:31'18.328
20	20.087	28.191	22.394	25.751	1'36.423	291.9	16:32'54.751

12 X. FORÉS (1'35.851)

Lap	Seq. 1	Seq. 2	Seq. 3	Seq. 4	Lap Time	km/h	Local Time
1	22.953	29.960	22.954	26.356	1'42.223	273.4	16:02'20.294
2	20.015	28.342	22.461	26.008	1'36.826	297.5	16:03'57.120
3	19.871	28.307	22.514	26.008	1'36.700	297.5	16:05'33.820
4	20.806	27.965	22.569	25.697	1'37.037	291.9	16:07'10.857
5	19.891	27.847	22.368	25.839	1'35.945	296.7	16:08'46.802
6	19.980	28.173	22.468	25.631	1'36.252	280.5	16:10'23.054
7	19.903	28.449	22.225	25.588	1'36.165	298.3	16:11'59.219
8	19.924	27.750	22.434	25.743	1'35.851	294.3	16:13'35.070
9	19.863	28.176	22.274	25.779	1'36.092	294.3	16:15'11.162
10	19.811	29.302	22.824	25.714	1'37.651	297.5	16:16'48.813
11	19.919	28.187	22.317	25.834	1'36.257	293.5	16:18'25.070
12	19.965	27.958	22.360	25.703	1'35.986	294.3	16:20'01.056

2 L. CAMIER (1'35.563)

Lap	Seq. 1	Seq. 2	Seq. 3	Seq. 4	Lap Time	km/h	Local Time
1	23.381	29.023	22.821	26.242	1'41.467	282.0	16:02'19.538
2	20.100	28.384	22.275	26.			



Thai Round, 11-12-13 March 2016
World Superbike - Chronological Analysis Race 1

Start at 16:00'38.071

13	19.856	28.162	22.361	25.886	1'36.265	294.3	16:21'37.321
14	19.926	28.097	22.469	26.114	1'36.606	291.9	16:23'13.927
15	20.225	28.620	22.597	26.255	1'37.697	291.9	16:24'51.624
16	20.092	28.313	22.496	26.090	1'36.991	290.3	16:26'28.615
17	20.003	28.250	22.342	25.870	1'36.465	291.9	16:28'05.080
18	19.944	28.098	22.366	25.941	1'36.349	291.9	16:29'41.429
19	20.184	28.205	22.412	26.226	1'37.027	290.3	16:31'18.456
20	19.927	28.550	22.373	26.129	1'36.979	292.7	16:32'55.435

25 J. BROOKES (1'36.110)

Lap	Seq. 1	Seq. 2	Seq. 3	Seq. 4	Lap Time	km/h	Local Time
1	22.578	29.052	22.759	26.426	1'40.815	285.0	16:02'18.886
2	20.100	28.688	22.402	26.031	1'37.201	288.8	16:03'56.087
3	21.214	28.287	22.485	26.098	1'38.084	288.8	16:05'34.171
4	20.160	29.486	22.745	26.219	1'38.610	296.7	16:07'12.781
5	19.944	28.033	22.526	25.849	1'36.352	295.9	16:08'49.133
6	20.329	28.173	22.417	26.048	1'36.967	293.5	16:10'26.100
7	19.944	28.296	22.450	26.005	1'36.695	294.3	16:12'02.795
8	19.949	28.016	22.315	25.830	1'36.110	292.7	16:13'38.905
9	20.012	28.202	22.357	26.171	1'36.742	295.9	16:15'15.647
10	20.024	29.454	22.609	26.164	1'38.251	294.3	16:16'53.898
11	19.964	27.910	22.354	26.057	1'36.285	295.1	16:18'30.183
12	21.460	28.102	22.558	26.096	1'38.216	289.5	16:20'08.399
13	19.878	28.030	22.497	25.987	1'36.392	293.5	16:21'44.791
14	19.874	27.956	22.386	26.154	1'36.370	295.9	16:23'21.161
15	19.894	29.307	22.391	25.985	1'37.577	294.3	16:24'58.738
16	19.958	28.218	22.295	26.103	1'36.574	295.1	16:26'35.312
17	20.020	27.917	22.300	26.140	1'36.377	294.3	16:28'11.689
18	19.995	28.242	22.487	26.311	1'37.035	291.9	16:29'48.724
19	20.005	28.001	22.388	26.290	1'36.684	292.7	16:31'25.408
20	19.858	28.157	22.493	26.405	1'36.913	295.9	16:33'02.321

20 S. BARRIER (1'35.753)

Lap	Seq. 1	Seq. 2	Seq. 3	Seq. 4	Lap Time	km/h	Local Time
1	23.087	29.123	23.145	26.735	1'42.090	259.6	16:02'20.161
2	20.030	28.143	22.614	25.918	1'36.705	293.5	16:03'56.866
3	20.074	27.832	22.589	26.014	1'36.509	298.3	16:05'33.775
4	20.094	28.009	22.473	25.989	1'36.565	294.3	16:07'09.940
5	20.030	27.910	22.509	25.795	1'36.244	295.1	16:08'46.184
6	20.035	27.784	22.195	25.739	1'35.753	294.3	16:10'21.937
7	19.999	27.662	22.272	25.849	1'35.782	294.3	16:11'57.719
8	19.952	27.781	22.401	25.953	1'36.087	294.3	16:13'33.806
9	20.108	27.872	22.301	25.926	1'36.207	294.3	16:15'10.013
10	19.998	30.118	23.199	26.349	1'39.664	295.1	16:16'49.677
11	20.161	28.092	22.385	25.934	1'36.572	290.3	16:18'26.249
12	20.018	30.351	22.944	26.322	1'39.635	294.3	16:20'05.884
13	20.179	27.966	22.468	26.121	1'36.734	291.1	16:21'42.618
14	20.005	29.676	22.537	26.081	1'38.299	295.9	16:23'20.917
15	20.116	28.241	22.629	25.983	1'36.969	294.3	16:24'57.886
16	20.077	28.350	22.512	25.985	1'36.924	289.5	16:26'34.810
17	20.053	28.024	22.555	26.580	1'37.212	292.7	16:28'12.022
18	20.083	28.108	22.515	27.142	1'37.848	292.7	16:29'49.870
19	20.139	28.191	22.595	26.077	1'37.002	291.9	16:31'26.872
20	20.142	28.449	22.846	26.387	1'37.824	292.7	16:33'04.696

11 S. AL SULAITI (1'36.949)

Lap	Seq. 1	Seq. 2	Seq. 3	Seq. 4	Lap Time	km/h	Local Time
1	23.268	29.477	22.864	26.626	1'42.235	260.9	16:02'20.306
2	20.456	28.431	22.530	25.992	1'37.409	276.9	16:03'57.715
3	20.478	28.537	22.421	26.066	1'37.502	277.6	16:05'35.217
4	20.215	28.753	22.797	26.171	1'37.936	271.4	16:07'13.153
5	20.204	28.585	22.343	25.914	1'37.046	274.8	16:08'50.199
6	20.245	28.559	22.189	26.013	1'37.006	280.5	16:10'27.205
7	20.223	28.855	22.394	26.024	1'37.496	281.3	16:12'04.701
8	20.172	28.586	22.320	25.871	1'36.949	277.6	16:13'41.650
9	20.222	28.617	22.404	26.136	1'37.379	288.8	16:15'19.029
10	20.261	28.975	22.932	26.248	1'38.416	272.7	16:16'57.445
11	20.186	28.751	22.439	26.198	1'37.574	280.5	16:18'35.019
12	20.307	28.790	22.798	26.240	1'38.135	285.7	16:20'13.154
13	20.306	28.687	22.667	26.146	1'37.806	272.7	16:21'50.960
14	20.348	28.693	22.624	26.161	1'37.826	281.3	16:23'28.786
15	20.313	29.052	22.452	26.361	1'38.178	283.5	16:25'06.964
16	20.408	28.777	22.664	26.259	1'38.108	285.0	16:26'45.072
17	20.261	28.783	22.684	26.179	1'37.907	282.7	16:28'22.979
18	20.445	28.972	22.881	26.529	1'38.827	278.4	16:30'01.806
19	20.276	28.627	22.470	26.231	1'37.604	282.0	16:31'39.410
20	20.289	28.550	22.553	26.121	1'37.513	288.0	16:33'16.923

P = Pits In/Out - C = Lap-Time Cancelled

34 D. GIUGLIANO (1'34.596)

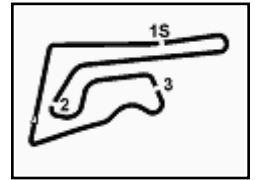
Lap	Seq. 1	Seq. 2	Seq. 3	Seq. 4	Lap Time	km/h	Local Time
1	21.222	27.833	22.938	25.534	1'37.527	288.0	16:02'15.598
2	19.691	27.607	21.865	25.433	1'34.596	298.3	16:03'50.194
3	19.849	27.716	21.806	25.454	1'34.825	297.5	16:05'25.019
4	19.818	27.648	23.042	25.582	1'36.090	297.5	16:07'01.109
5	20.103	28.202	22.288	25.529	1'36.122	293.5	16:08'37.231
6	19.887	27.825	21.942	25.478	1'35.132	297.5	16:10'12.363
7	19.751	27.756	21.887	25.463	1'34.857	296.7	16:11'47.220
8	19.793	27.652	21.825	25.437	1'34.707	294.3	16:13'21.927
9	19.760	27.730	21.827	25.430	1'34.747	295.1	16:14'56.674
10	19.830	27.773	21.899	25.540	1'35.042	296.7	16:16'31.716
11	19.712	27.851	22.375	25.803	1'35.741	300.0	16:18'07.457
12	19.788	27.529	21.894	25.652	1'34.863	298.3	16:19'42.320
13	19.748	27.994	21.859	25.650	1'35.251	295.9	16:21'17.571
14	19.834	27.715	22.009	25.643	1'35.201	295.9	16:22'52.772
15	19.828	27.741			1'36.949	293.5	16:24'29.721
16	19.827	27.883	21.943	25.524	1'35.177	295.9	16:26'04.898
17	19.822	27.753	21.974	25.503	1'35.052	294.3	16:27'39.950
18	19.862	27.829	21.927	1'08.462	2'18.080	293.5	16:29'58.030
19	27.378	29.153	22.413	26.343	1'45.287	282.0	16:31'43.317
20	19.931	28.129	22.352	26.183	1'36.595	294.3	16:33'19.912

9 D. SCHMITTER (1'38.334)

Lap	Seq. 1	Seq. 2	Seq. 3	Seq. 4	Lap Time	km/h	Local Time
1	23.641	29.750	23.234	26.620	1'43.245	283.5	16:02'21.316
2	20.528	29.007	23.345	26.583	1'39.463	286.5	16:04'00.779
3	20.791	28.718	23.077	26.710	1'39.296	288.8	16:05'40.075
4	20.504	28.702	23.112	26.638	1'38.956	285.7	16:07'19.031
5	20.610	28.529	23.089	26.516	1'38.744	286.5	16:08'57.775
6	20.509	28.910	23.131	26.591	1'39.141	285.7	16:10'36.916
7	20.514	28.756	22.933	26.451	1'38.654	283.5	16:12'15.570
8	20.513	28.523	22.929	26.369	1'38.334	282.7	16:13'53.904
9	20.437	28.701	23.052	26.609	1'38.799		16:15'32.703
10	20.466	28.542	23.072	26.446	1'38.526	285.7	16:17'11.229
11	20.593	29.031	23.136	26.998	1'39.758	284.2	16:18'50.987
12	20.467	28.801	22.968	27.122	1'39.358	285.7	16:20'30.345
13					1'39.585		16:22'09.930
14					1'40.275		16:23'50.205
15					1'39.928		16:25'30.133
16					1'39.653		16:27'09.786
17					1'39.764		16:28'49.550
18					1'39.709		16:30'29.259
19					1'40.398		16:32'09.657
20					1'41.629		16:33'51.286

56 P. SEBESTYÉN (1'38.269)

Lap	Seq. 1	Seq. 2	Seq. 3	Seq. 4	Lap Time	km/h	Local Time
1	23.648	30.148	23.147	26.384	1'43.327	276.9	16:02'21.398
2	20.422	29.562	23.144	26.803	1'39.931	288.8	16:04'01.329
3	20.409	29.170	22.979	26.609	1'39.167	280.5	16:05'40.496
4	20.322	29.142	22.925	26.439	1'38.828	279.1	16:07'19.324
5	20.417	28.995	22.824	26.409	1'38.645	286.5	16:08'57.969
6	20.372	29.214	23.378	26.272	1'39.236	274.1	16:10'37.205
7	20.485	28.815	22.929	26.450	1'38.679	288.0	16:12'15.8



Buriram 4.554 m

Thai Round, 11-12-13 March 2016
World Superbike - Chronological Analysis Race 1

Start at 16:00'38.071

4 / 4

Lap	Seq. 1	Seq. 2	Seq. 3	Seq. 4	Lap Time	km/h	Local Time
8	20.624	29.383	23.277	27.203	1'40.487	284.2	16:14'09.446
9	20.535	29.533	23.097	27.243	1'40.408	285.7	16:15'49.854
10	20.600	29.440	23.294	27.156	1'40.490	285.0	16:17'30.344
11	20.711	29.442	23.209	27.330	1'40.692	285.0	16:19'11.036
12	21.371	29.069	23.247	27.259	1'40.946	284.2	16:20'51.982
13	20.579	29.325	23.073	26.994	1'39.971	289.5	16:22'31.953
14	20.924	29.227	23.120	27.186	1'40.457	285.0	16:24'12.410
15	20.666	29.514	26.411	28.792	1'45.383	283.5	16:25'57.793
16	20.747	29.362	23.323	27.288	1'40.720	285.0	16:27'38.513
17	21.691	29.413	23.368	27.296	1'41.768	268.0	16:29'20.281
18	20.591	29.194	23.414	27.454	1'40.653	287.2	16:31'00.934
19	20.671	29.421	23.362	27.546	1'41.000	286.5	16:32'41.934

69 N. HAYDEN (1'34.476)							
Lap	Seq. 1	Seq. 2	Seq. 3	Seq. 4	Lap Time	km/h	Local Time
1	21.793	28.385	22.362	25.694	1'38.234	268.0	16:02'16.305
2	19.884	27.265	21.723	25.604	1'34.476	298.3	16:03'50.781
3	19.794	27.559	21.810	25.734	1'34.897	295.9	16:05'25.678
4	19.962	27.498	21.819	25.829	1'35.108	297.5	16:07'00.786
5	20.554	28.190	22.287	25.826	1'36.857	272.7	16:08'37.643
6	19.867	27.688	21.881	25.661	1'35.097	294.3	16:10'12.740
7	19.872	27.483	21.880	25.707	1'34.942	299.2	16:11'47.682
8	19.747	28.808	22.060	25.724	1'36.339	300.0	16:13'24.021
9	19.809	27.384	22.019	25.817	1'35.029	299.2	16:14'59.050

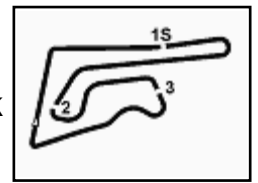
10 I. TÓTH (1'39.816)							
Lap	Seq. 1	Seq. 2	Seq. 3	Seq. 4	Lap Time	km/h	Local Time
1	24.417	30.418	23.807	27.541	1'46.183	252.3	16:02'24.254
2	20.600	29.693	23.505	27.326	1'41.124	270.7	16:04'05.378
3	20.480	29.586	23.449	27.294	1'40.809	274.8	16:05'46.187
4	20.706	30.726	23.243	27.150	1'41.825	289.5	16:07'28.012
5	20.535	30.240	23.312	27.391	1'41.478	290.3	16:09'09.490
6	20.606	29.046	23.112	27.052	1'39.816	288.8	16:10'49.306
7	20.636	29.152	23.118	27.172	1'40.078	286.5	16:12'29.384
8	20.467	29.397	23.317	27.342	1'40.523	272.7	16:14'09.907
9	20.484	29.430	23.276	27.253	1'40.443	285.0	16:15'50.350
10	20.369	29.423	23.553	27.211	1'40.556	276.9	16:17'30.906
11	20.424	29.456	23.363	27.250	1'40.493	277.6	16:19'11.399
12	20.475	29.000	23.384	27.427	1'40.286	287.2	16:20'51.685
13	20.632	30.089	23.439	27.366	1'41.526	285.7	16:22'33.211
14	20.612	29.373	23.708	27.329	1'41.022	286.5	16:24'14.233
15	20.882	30.310	24.980	28.094	1'44.266	283.5	16:25'58.499
16	20.959	30.743	26.368	28.442	1'46.512	283.5	16:27'45.011
17	21.092	30.215	23.992	28.249	1'43.548	284.2	16:29'28.559
18	21.205	31.245			1'49.462	283.5	16:31'18.021
19	21.692	30.263	24.670	29.451	1'46.076	272.0	16:33'04.097

14 A. NAKCHAROENSRI (1'38.372)							
Lap	Seq. 1	Seq. 2	Seq. 3	Seq. 4	Lap Time	km/h	Local Time
1	23.672	30.195	23.217	26.456	1'43.540	273.4	16:02'21.611
2	20.576	28.955	23.250	26.539	1'39.320	278.4	16:04'00.931
3	20.583	29.092	22.953	26.612	1'39.240	284.2	16:05'40.171
4	20.462	30.379	23.550	27.363	1'41.754	274.1	16:07'21.925
5	21.227	31.914	23.401	36.976	1'53.518 P	281.3	16:09'15.443
6	4'33.380	36.494	23.416	26.875	6'00.165 P		16:15'15.608
7	20.665	32.904	22.797	26.432	1'42.798	285.0	16:16'58.406
8	20.375	28.843	22.604	26.550	1'38.372	285.7	16:18'36.778
9	20.611	30.923	22.972	27.064	1'41.570	284.2	16:20'18.348
10	20.490	29.184	22.936	26.984	1'39.594	280.5	16:21'57.942
11	20.683	29.169	22.932	26.884	1'39.668	280.5	16:23'37.610
12	20.814	32.361	23.199	27.024	1'43.398	282.0	16:25'21.008
13	20.683	29.192	23.259	26.931	1'40.065	280.5	16:27'01.073
14	20.883	29.306	23.488	27.010	1'40.687	277.6	16:28'41.760
15	20.541	29.249	23.366	27.233	1'40.389	282.0	16:30'22.149
16	20.611	29.372	23.573	27.147	1'40.703	282.0	16:32'02.852
17	20.672	29.843	23.817	27.302	1'41.634	276.2	16:33'44.486

17 K. ABRAHAM (1'35.560)							
Lap	Seq. 1	Seq. 2	Seq. 3	Seq. 4	Lap Time	km/h	Local Time
1	22.122	28.586	22.469	26.052	1'39.229	279.1	16:02'17.300
2	19.771	28.187	22.004	26.078	1'36.040	289.5	16:03'53.340
3	19.861	27.964	22.030	25.952	1'35.807	287.2	16:05'29.147
4	19.819	27.942	22.214	25.970	1'35.945	299.2	16:07'05.092
5	19.789	29.475	22.403	26.027	1'37.694	300.0	16:08'42.786
6	19.956	27.903	22.166	25.860	1'35.885	295.9	16:10'18.671
7	19.705	27.913	22.221	26.119	1'35.958	293.5	16:11'54.629
8	19.836	28.159	22.177	26.272	1'36.444	291.9	16:13'31.073
9	19.711	28.157	22.290	26.291	1'36.449	283.5	16:15'07.522
10	19.719	28.223	22.198	26.106	1'36.246	288.8	16:16'43.768
11	19.752	28.379	22.433	26.062	1'36.626	285.0	16:18'20.394
12	19.875	30.358	22.410	25.975	1'38.618	296.7	16:19'59.012
13	19.802	28.051	22.243	26.098	1'36.194	298.3	16:21'35.206
14	19.796	28.015	22.228	26.131	1'36.170	299.2	16:23'11.376
15	19.778	27.860	22.618	26.286	1'36.542	300.0	16:24'47.918
16	20.060	27.842	22.391	25.859	1'36.152	297.5	16:26'24.070
17	19.802	27.895	22.630	25.996	1'36.323	295.1	16:28'00.393
18	19.723	27.700	22.156	25.981	1'35.560	299.2	16:29'35.953
19	19.823	27.915	22.533	25.928	1'36.199	300.0	16:31'12.152

P = Pits In/Out - C = Lap-Time Cancelled



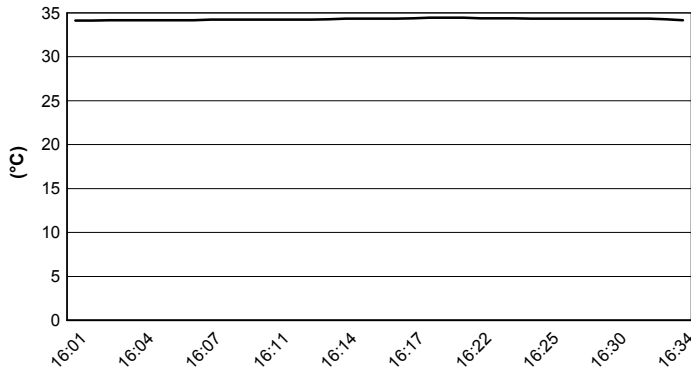


Buriram 4.554 m

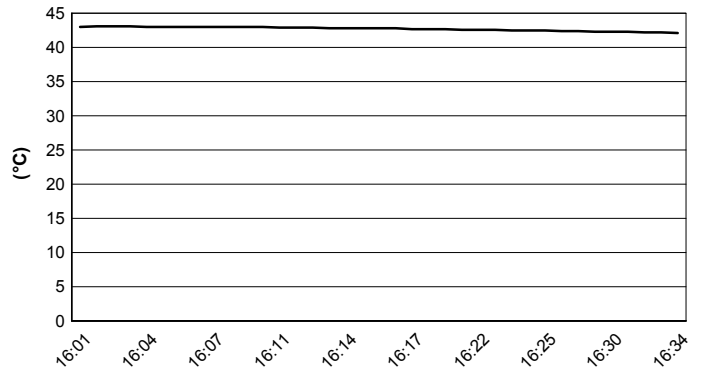
Thai Round, 11-12-13 March 2016 World Superbike - Weather Report Race 1

Session started 16:01 Session ended 16:35

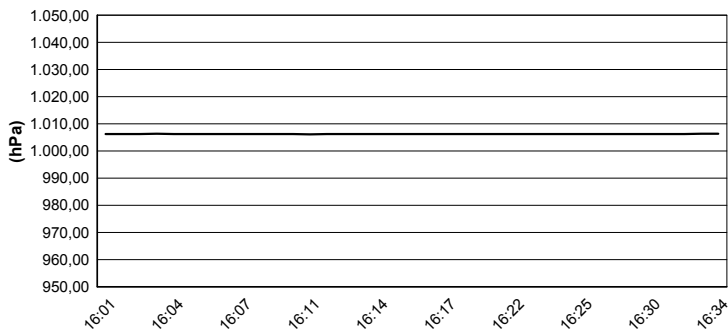
Air Temperature



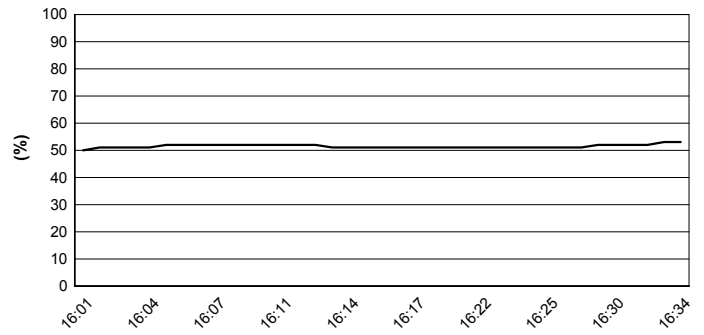
Track Temperature



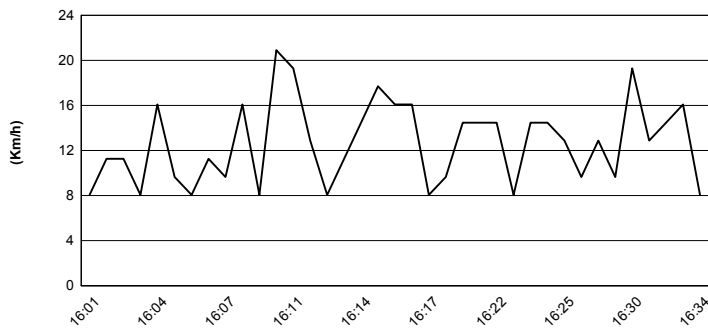
Air Pressure



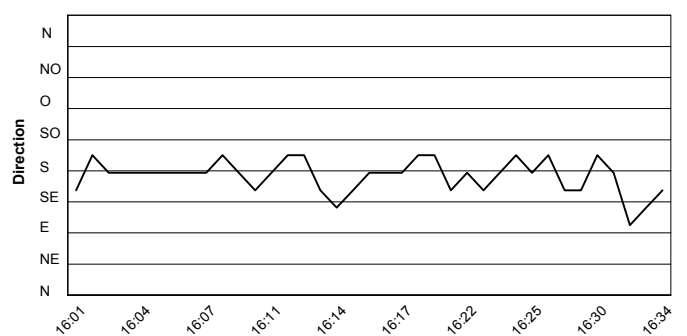
Humidity

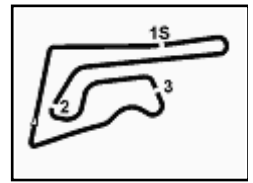


Wind Speed



Wind Direction





Thai Round, 11-12-13 March 2016 World Superbike - Championship Standings

Buriram 4.554 m

Points	Points From First	Points From Previous	February 28 PHILLIP ISLAND			March 13 BURIRAM			April 3 ARAGON			April 17 ASSEN			May 1 IMOLA			May 15 SEPANG			May 29 DONINGTON PARK			June 19 MISANO			July 10 LAGUNA SECA			July 24 MONZA			September 18 LAUSITZRING			October 2 MAGNY-COURS			October 16 JEREZ			October 28 LOSAIL		
			1	2	3	1	2	3	1	2	3	1	2	3	1	2	3	1	2	3	1	2	3	1	2	3	1	2	3	1	2	3	1	2	3	1	2	3						
1 REA Jonathan (GBR)	75		25	25	25	1	1	1																																				
2 VAN DER MARK Michael (NED)	52 23		16	20	16	3	2	2																																				
3 SYKES Tom (GBR)	41 34 11		11	10	20	5	5	3																																				
4 DAVIES Chaz (GBR)	39 36 2		20	6	13	2	4	4																																				
5 GUINTOLI Sylvain (FRA)	30 45 9		10	11	9	6	5	5																																				
6 GIUGLIANO Davide (ITA)	29 46 1		13	16		4	3	6																																				
7 TORRES Jordi (ESP)	25 50 4		8	9	8	8	8	7																																				
8 HAYDEN Nicky (USA)	20 55 5		7	13		9	7	8																																				
9 REITERBERGER Markus (GER)	19 56 1		8	11		12	9																																					
10 CAMIER Leon (GBR)	14 61 5		9	5		7	10	10																																				
11 BROOKES Joshua (AUS)	14 61 0		6	7	1	10	9	10																																				
12 RAMOS Román (ESP)	13 62 1		5	4	4	11	10	12																																				
13 LOWES Alex (GBR)	12 63 1		2	10		16	13																																					
14 DE ANGELIS Alex (RSM)	10 65 2		3	7		15	14																																					
15 SAVADORI Lorenzo (ITA)	10 65 0		4	6		12	14	14																																				
16 ABRAHAM Karel (CZE)	8 67 2		3	5		13	12	16																																				
17 BAIOTTO Matteo (ITA)	3 72 5			3			17																																					
18 FORÉS Xavi (ESP)	2 73 1			2			18																																					
19 JONES Mike (AUS)	2 73 0		2			14	16	18																																				
20 BARRIER Sylvain (FRA)	2 73 0		1	1		15	16	18																																				

First Line: Championship Standings - Second Line: Ranking Progression

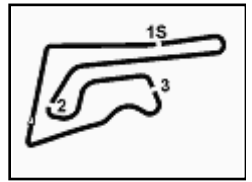
FICR PEROGIA TINING



Official Tyre Supplier



Official Timekeeper



Buriram 4.554 m

Thai Round, 11-12-13 March 2016 World Superbike - Manufacturers Standings

	Points	Points From First	Points From Previous	February 28	March 13	April 3	April 17	May 1	May 15	May 29	June 19	July 10	July 24	September 18	October 2	October 16	October 28	
				PHILLIP ISLAND	BURIRAM	ARAGON	ASSEN	IMOLA	SEPANG	DONINGTON PARK	MISANO	LAGUNA SECA	MONZA	LAUSITZRING	MAGNY-COURS	JEREZ	LOSAIL	
1 KAWASAKI	75			25 1	25 1													
2 HONDA	52	23		16 3	20 2	16 2												
3 DUCATI	49	26	3	20 2	16 2	13 3												
4 YAMAHA	31	44	18	10 4	11 4	10 4												
5 BMW	28	47	3	8 6	9 5	11 5												
6 MV AGUSTA	14	61	14	9 5	6 6	5 6												
7 APRILIA	14	61	0	4 7	3 7	7 6												

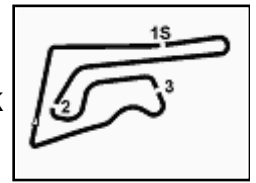
First Line: Championship Standings - Second Line: Ranking Progression

PIRELLI


Official Tyre Supplier



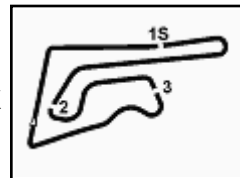
Official Timekeeper



Buriram 4.554 m

Thai Round, 11-12-13 March 2016
World Superbike - Pirelli Best Lap Award

Points	Points From First	Points From Previous	February 28	March 13	April 3	April 17	May 1	May 15	May 29	June 19	July 10	July 24	September 18	October 2	October 16	October 28	
			PHILLIP ISLAND	BURIRAM	ARAGON	ASSEN	IMOLA	SEPANG	DONINGTON PARK	MISANO	LAGUNA SECA	MONZA	LAUSITZRING	MAGNY-COURS	JEREZ	LOSAIL	
Fastest Laps																	
1 REA Jonathan (GBR)	1			1													
2 DAVIES Chaz (GBR)	1 0		1														
3 GIUGLIANO Davide (ITA)	1 0 0		1														

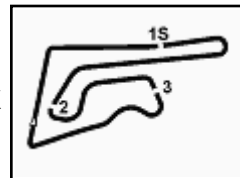


Buriram 4.554 m

Thai Round, 11-12-13 March 2016 World Superbike - Best Laps & Speed

1 / 2

No.	Rider		Best Lap		FP1		FP2		FP3		SP1		SP2		RC1	
	Nat	Bike	laps	speed	laps	speed	laps	speed	laps	speed	laps	speed	laps	speed	laps	speed
1	60	VAN DER MARK Michael	73	304	18	296	20	297	8	304	7	301	20	300	1'33.452	1'34.304
		NED Honda CBR1000RR SP														
2	1	REA Jonathan	76	308	13	298	28	297	9	299	6	303	20	308	1'33.671	1'33.936
		GBR Kawasaki ZX-10R														
3	66	SYKES Tom	76	303	21	296	21	298	8	299	6	301	20	303	1'33.671	1'34.098
		GBR Kawasaki ZX-10R														
4	7	DAVIES Chaz	75	299	21	295	18	290	9	298	7	299	20	297	1'33.844	1'34.769
		GBR Ducati 1199 Panigale R														
5	50	GUINTOLI Sylvain	69	303	15	294	20	293	8	303	6	300	20	303	1'33.866	1'34.654
		FRA Yamaha YZF R1														
6	34	GIUGLIANO Davide	69	301	18	292	18	290	8	298	5	301	20	300	1'33.983	1'34.596
		ITA Ducati 1199 Panigale R														
7	22	LOWES Alex	75	300	18	290	25	290	8	298	4	300	20	299	1'34.371	1'34.676
		GBR Yamaha YZF R1														
8	69	HAYDEN Nicky	72	301	25	296	23	291	9	298	6	298	9	301	1'34.416	1'34.476
		USA Honda CBR1000RR SP														
9	21	REITERBERGER Markus	81	309	25	298	22	296	8	304	6	303	20	309	1'34.703	1'34.947
		GER BMW S1000 RR														
10	81	TORRES Jordi	74	304	16	300	23	298	8	304	7	302	20	303	1'34.859	1'35.470
		ESP BMW S1000 RR														
11	17	ABRAHAM Karel	75	303	19	295	15	293	8	300	7	298	7	303	1'34.556	1'35.560
		CZE BMW S1000 RR														
12	151	BAIOCCO Matteo	80	296	20	290	19	290	8	290	7	292	6	294	1'35.205	1'35.909
		ITA Ducati 1199 Panigale R														
13	25	BROOKES Joshua	81	297	25	290	22	290	7	295	7	292	20	297	1'35.207	1'36.110
		AUS BMW S1000 RR														
14	2	CAMIER Leon	66	297	22	284	10	283	8	292	6	290	20	297	1'35.288	1'35.563
		GBR MV Agusta 1000 F4														
15	15	DE ANGELIS Alex	63	306	17	297	9	298	9	304	8	303	20	306	1'34.811	1'35.373
		RSM Aprilia RSV4 RF														
16	32	SAVADORI Lorenzo	61	304	24	301	2	300	7	301	8	304	20	303	1'35.520	1'35.520
		ITA Aprilia RSV4 RF														
17	40	RAMOS Román	67	300	20	292	15	293	6	291	6	296	20	300	1'35.605	1'35.722
		ESP Kawasaki ZX-10R														
18	12	FORÉS Xavi	72	299	20	289	18	286	7	295	7	299	20	298	1'35.462	1'35.851
		ESP Ducati 1199 Panigale R														
19	20	BARRIER Sylvain	71	298	19	290	18	288	7	290	7	295	20	298	1'35.699	1'35.753
		FRA Kawasaki ZX-10R														
20	11	AL SULAITI Saeed	75	289	22	284	18	284	8	288	7	288	20	289	1'36.949	1'36.949
		QAT Kawasaki ZX-10R														
21	14	NAKCHAROENSRI Anucha	66	286	19	283	16	281	7	281	7	286	17	286	1'37.416	1'38.372
		THA Yamaha YZF R1														



Thai Round, 11-12-13 March 2016 World Superbike - Best Laps & Speed

No.	Rider		Best Lap		FP1		FP2		FP3		SP1		SP2		RC1	
	Nat	Bike	laps	speed	laps	speed	laps	speed	laps	speed	laps	speed	laps	speed	laps	speed
22	56	SEBESTYÉN Péter		1'37.757		1'42.964		1'39.035		1'38.577		1'37.757				1'38.269
	HUN	Yamaha YZF R1	80	290	24	280	22	281	8	289	7	288			19	290
23	9	SCHMITTER Dominic		1'38.150		1'43.212				1'38.961		1'38.150				1'38.334
	SUI	Kawasaki ZX-10R	48	290	13	282			8	288	7	290			20	289
24	10	TÓTH Imre		1'39.006		1'41.501		1'39.966		1'39.006		1'39.091				1'39.816
	HUN	Yamaha YZF R1	74	291	20	284	21	284	8	291	6	288			19	290
25	19	KAEWJATURAPORN Sahustchai		1'39.971		1'42.920		1'41.765		1'40.568		1'41.373				1'39.971
	THA	Kawasaki ZX-10R	70	290	21	281	21	278	7	287	2	287			19	290