

Thai Round, 11-12-13 March 2016 World Superbike - Results Race 2

Laps 20 = 91,080 Km - Time Of Race 31'33.493 - Avg. 173,166 km/h

Pos	Race	Grid	No.	Rider	Nat	Team	Bike	LL	Gap	Fastest Lap	Speed	Qualifying		Ranking			
												Time	Speed	R1	R2	Tot	Pos
1	3	66	T.	SYKES	GBR	Kawasaki Racing Team	Kawasaki ZX-10R	20		1'34.236	300,8	1'33.671	300,8	20	25	66	2
2	2	1	J.	REA	GBR	Kawasaki Racing Team	Kawasaki ZX-10R	20	0.190	1'33.997	308,6	1'33.671	302,5	25	20	95	1
3	4	7	C.	DAVIES	GBR	Aruba.it Racing - Ducati	Ducati 1199 Panigale R	20	0.314	1'34.261	305,1	1'33.844	299,2	13	16	55	4
4	1	60	M.	VAN DER MARK	NED	Honda World Superbike Team	Honda CBR1000RR SP	20	5.199	1'34.413	300,8	1'33.452	300,8	16	13	65	3
5	8	69	N.	HAYDEN	USA	Honda World Superbike Team	Honda CBR1000RR SP	20	10.643	1'34.714	301,7	1'34.416	298,3		11	31	8
6	5	50	S.	GUINTOLI	FRA	Pata Yamaha Official WorldSBK Team	Yamaha YZF R1	20	13.068	1'34.711	301,7	1'33.866	300,0	9	10	40	5
7	9	21	M.	REITERBERGER	GER	Althea BMW Racing Team	BMW S1000 RR	20	14.481	1'34.783	305,1	1'34.796	302,5	11	9	28	9
8	10	81	J.	TORRES	ESP	Althea BMW Racing Team	BMW S1000 RR	20	14.504	1'34.898	306,8	1'34.859	301,7	8	8	33	7
9	18	32	L.	SAVADORI	ITA	IodaRacing Team	Aprilia RSV4 RF	20	21.694	1'34.920	304,2	1'35.771	304,2	6	7	17	11
10	6	34	D.	GIUGLIANO	ITA	Aruba.it Racing - Ducati	Ducati 1199 Panigale R	20	23.794	1'34.821	297,5	1'33.983	300,8		6	35	6
11	14	2	L.	CAMIER	GBR	MV Agusta Reparto Corse	MV Agusta 1000 F4	20	27.205	1'35.362	291,1	1'35.288	290,3	5	5	19	10
12	15	40	R.	RAMOS	ESP	Team GoEleven	Kawasaki ZX-10R	20	32.309	1'35.429	296,7	1'35.605	295,9	4	4	17	12
13	12	151	M.	BAIOCCO	ITA	VFT Racing	Ducati 1199 Panigale R	20	36.672	1'35.274	295,9	1'35.513	294,3	3	3	6	17
14	19	15	A.	DE ANGELIS	RSM	IodaRacing Team	Aprilia RSV4 RF	20	38.761	1'34.866	303,4	1'35.794	302,5	7	2	12	15
15	11	17	K.	ABRAHAM	CZE	Milwaukee BMW	BMW S1000 RR	20	39.789	1'35.656	303,4	1'34.958	302,5		1	9	16
16	13	25	J.	BROOKES	AUS	Milwaukee BMW	BMW S1000 RR	20	42.840	1'35.570	299,2	1'35.207	291,9	1		14	13
17	17	20	S.	BARRIER	FRA	Pedercini Racing	Kawasaki ZX-10R	20	46.158	1'36.315	292,7	1'35.699	295,1			2	20
18	21	14	A.	NAKCHAROENSAHA	THA	Yamaha Thailand Racing Team	Yamaha YZF R1	20	1'04.628	1'36.681	287,2	1'37.416	286,5				
19	23	9	D.	SCHMITTER	SUI	Grillini Racing Team	Kawasaki ZX-10R	20	1'21.675	1'37.961	293,5	1'38.150	289,5				
20	22	56	P.	SEBESTYÉN	HUN	Team Tóth	Yamaha YZF R1	20	1'21.687	1'37.872	289,5	1'37.757	288,0				
21	24	10	I.	TÓTH	HUN	Team Tóth	Yamaha YZF R1	19	1 Lap	1'40.525	288,8	1'39.091	288,0				
22	P25	19	S.	KAEWJATURAPOTHA	THA	Grillini Racing Team	Kawasaki ZX-10R	19	1 Lap	1'39.212	288,8	1'41.373	287,2				
-----Not Classified-----																	
RET	7	22	A.	LOWES	GBR	Pata Yamaha Official WorldSBK Team	Yamaha YZF R1	9	11 Laps	1'34.686	299,2	1'34.371	300,0	10		12	14
RET	16	12	X.	FORÉS	ESP	Barni Racing Team	Ducati 1199 Panigale R	9	11 Laps	1'35.908	295,9	1'35.686	299,2	2		2	18
RET	20	11	S.	AL SULAITI	QAT	Pedercini Racing	Kawasaki ZX-10R	7	13 Laps	1'36.591	285,0	1'37.179	288,0				

AIR	Humidity:	39%	Temp:	36°C
TRACK	Condition:	Dry	Temp:	43°C

Fastest Lap	5° Jonathan Rea	1'33.997	174,414	Km/h
Lap Record:	2015 J.Rea	1'33.817	174,750	Km/h
Best Lap	2015 J.Rea	1'33.382	175,560	Km/h

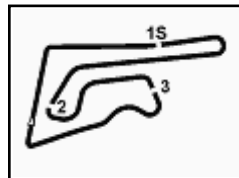
LAP LEADERS				
No.	Rider	From	To	Total
66	T. SYKES	1	12	12
1	J. REA	13	13	1
66	T. SYKES	14	20	7

TOTAL LEADER LAPS		
No.	Rider	Laps
66	T. SYKES	47
1	J. REA	29
60	M. VAN DER MARK	7
7	C. DAVIES	1

N. 19 (Kaewjaturaporn S.) has been penalized according to art. 1.21.1 and 1.23.1 to change of 1 position

13/03/2016 Start 16:00 End 16:35

The results are provisional until the end of the time limit for protests and appeals and the completion of the technical checks.



Thai Round, 11-12-13 March 2016 World Superbike - Results Race 2

RACE HIGHLIGHTS

15.57.58		Warm-up Lap Start
16.00.56		Start
16.02.35		No Jump Start
16.12.02	11 Al Sulaiti	Entered Pits
16.15.47	12 Forés	Entered Pits
16.16.03	22 Lowes	Technical Problem - Turn 5
16.16.27	12 Forés	Out
16.17.36	11 Al Sulaiti	Out
16.17.46	22 Lowes	Out
16.23.33	15 De Angelis	On the Gravel - Turn 3
16.23.55	15 De Angelis	Re-joined
16.35.10		End Of Session

13/03/2016 Start 16:00 End 16:35

The results are provisional until the end of the time limit for protests and appeals and the completion of the technical checks.

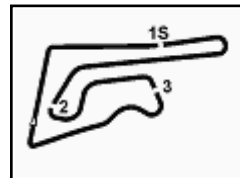
FCR PEROGIA TIMING



Official Tyre Supplier



Official Timekeeper



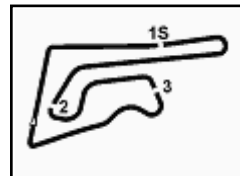
Buriram 4.554 m

1 / 3

Thai Round, 11-12-13 March 2016 World Superbike - Lap Chart Race 2

Pos	Lap																			
	1	2	3	4	5	6	7	8	9	10	11	12	13	14	15	16	17	18	19	20
1	66	66	66	66	66	66	66	66	66	66	66	66	1	66	66	66	66	66	66	66
2	1	1	1	1	1	1	1	1	1	1	1	1	66	7	7	1	1	1	1	1
3	60	60	60	60	60	60	60	60	60	7	7	7	7	1	1	7	7	7	7	7
4	7	22	7	7	7	7	7	7	7	60	60	60	60	60	60	60	60	60	60	60
5	22	7	50	50	50	50	50	50	50	50	50	69	69	69	69	69	69	69	69	69
6	50	50	22	22	22	22	22	22	22	69	50	50	50	50	50	50	50	50	50	50
7	69	69	69	69	69	69	69	69	69	81	81	81	81	81	81	81	81	81	81	21
8	34	34	34	34	34	34	34	34	81	32	32	21	21	21	21	21	21	21	21	81
9	21	81	81	81	81	81	81	81	34	15	21	32	32	32	32	32	32	32	32	32
10	81	21	32	32	32	32	32	32	32	21	15	15	15	15	34	34	34	34	34	34
11	17	32	21	21	21	15	15	15	15	34	34	34	34	34	40	2	2	2	2	2
12	32	17	15	15	15	21	21	21	21	40	40	40	40	2	2	40	40	40	40	40
13	40	15	17	17	17	40	40	40	40	2	2	2	40	151	151	151	151	151	151	151
14	15	40	40	40	40	17	17	25	2	25	25	151	25	151	25	25	25	17	15	15
15	25	25	25	25	25	25	25	2	25	151	151	25	151	25	17	17	17	15	17	17
16	2	2	2	2	2	2	2	17	17	17	17	17	17	17	15	15	15	25	25	25
17	12	12	151	151	151	151	151	151	151	20	20	20	20	20	20	20	20	20	20	20
18	20	151	20	20	20	20	20	20	20	14	14	14	14	14	14	14	14	14	14	14
19	9	20	11	11	11	11	14	14	14	9	9	9	56	56	9	9	9	9	9	9
20	11	11	14	14	14	12	12	12	9	56	56	56	9	9	56	56	56	56	56	56
21	151	14	12	12	12	14	11	9	56	19	19	19	19	19	19	19	19	19	19	19
22	14	9	9	56	9	9	9	56	19	10	10	10	10	10	10	10	10	10	10	10
23	56	56	56	9	56	56	56	19	10											
24	19	19	19	19	19	19	19	10	12											
25	10	10	10	10	10	10	10													

Final Result		
1	66 T. SYKES	Laps 20
2	1 J. REA	0.190
3	7 C. DAVIES	0.314
4	60 M. VAN DER MARK	5.199
5	69 N. HAYDEN	10.643
6	50 S. GUINTOLI	13.068
7	21 M. REITERBERGER	14.481
8	81 J. TORRES	14.504
9	32 L. SAVADORI	21.694
10	34 D. GIUGLIANO	23.794
11	2 L. CAMIER	27.205
12	40 R. RAMOS	32.309
13	151 M. BAIOTTO	36.672
14	15 A. DE ANGELIS	38.761
15	17 K. ABRAHAM	39.789
16	25 J. BROOKES	42.840
17	20 S. BARRIER	46.158
18	14 A. NAKCHAROENSRI	1'04.628
19	9 D. SCHMITTER	1'21.675
20	56 P. SEBESTYÉN	1'21.687
21	19 S. KAEWJATURAPORN	1 Lap
22	10 I. TÓTH	1 Lap
RET	22 A. LOWES	11 Laps
RET	12 X. FORÉS	11 Laps
RET	11 S. AL SULAITI	13 Laps



Thai Round, 11-12-13 March 2016 World Superbike - Lap Chart Race 2

6	50 S.Guintoli (FRA)	8.560	14	25 J.Brookes (AUS)	30.959
7	81 J.Torres (ESP)	8.919	15	17 K.Abraham (CZE)	33.375
8	21 M.Reiterberger (GER)	11.553	16	15 A.De Angelis (RSM)	34.634
9	32 L.Savadori (ITA)	11.796	17	20 S.Barrier (FRA)	37.631
10	15 A.De Angelis (RSM)	12.251	18	14 A.Nakcharoensri (THA)	49.973
11	34 D.Giugliano (ITA)	16.592	19	9 D.Schmitter (SUI)	105.551
12	40 R.Ramos (ESP)	19.431	20	56 P.Sebestyén (HUN)	105.581
13	2 L.Camier (GBR)	19.723	21	19 S.Kaewjaturaporn (TH)	127.361
14	25 J.Brookes (AUS)	24.075	22	10 I.Tóth (HUN)	
15	151 M.Baiocco (ITA)	24.337			
16	17 K.Abraham (CZE)	29.012			
17	20 S.Barrier (FRA)	31.246			
18	14 A.Nakcharoensri (THA)	39.697			
19	56 P.Sebestyén (HUN)	52.617			
20	9 D.Schmitter (SUI)	52.871			
21	19 S.Kaewjaturaporn (TH)	1'11.123			
22	10 I.Tóth (HUN)	1'28.736			

Lap 17

1	66 T.Sykes (GBR)	
2	1 J.Rea (GBR)	0.190
3	7 C.Davies (GBR)	0.409
4	60 M.van der Mark (NED)	3.521
5	69 N.Hayden (USA)	9.462
6	50 S.Guintoli (FRA)	10.710
7	81 J.Torres (ESP)	11.345
8	21 M.Reiterberger (GER)	13.455
9	32 L.Savadori (ITA)	16.492
10	34 D.Giugliano (ITA)	21.199
11	2 L.Camier (GBR)	25.313
12	40 R.Ramos (ESP)	25.571
13	151 M.Baiocco (ITA)	30.790
14	25 J.Brookes (AUS)	33.853
15	17 K.Abraham (CZE)	34.581
16	15 A.De Angelis (RSM)	35.336
17	20 S.Barrier (FRA)	39.928
18	14 A.Nakcharoensri (THA)	53.399
19	9 D.Schmitter (SUI)	1'09.887
20	56 P.Sebestyén (HUN)	1'10.144
21	19 S.Kaewjaturaporn (TH)	1'33.243
22	10 I.Tóth (HUN)	

Lap 18

1	66 T.Sykes (GBR)	
2	1 J.Rea (GBR)	0.167
3	7 C.Davies (GBR)	0.282
4	60 M.van der Mark (NED)	3.838
5	69 N.Hayden (USA)	9.888
6	50 S.Guintoli (FRA)	10.943
7	81 J.Torres (ESP)	11.533
8	21 M.Reiterberger (GER)	13.550
9	32 L.Savadori (ITA)	18.993
10	34 D.Giugliano (ITA)	21.731
11	2 L.Camier (GBR)	25.958
12	40 R.Ramos (ESP)	27.450
13	151 M.Baiocco (ITA)	32.532
14	17 K.Abraham (CZE)	36.111
15	15 A.De Angelis (RSM)	36.723
16	25 J.Brookes (AUS)	37.161
17	20 S.Barrier (FRA)	42.102
18	14 A.Nakcharoensri (THA)	57.087
19	9 D.Schmitter (SUI)	1'13.762
20	56 P.Sebestyén (HUN)	1'14.016
21	19 S.Kaewjaturaporn (TH)	
22	10 I.Tóth (HUN)	

Lap 19

1	66 T.Sykes (GBR)	
2	1 J.Rea (GBR)	0.134
3	7 C.Davies (GBR)	0.407
4	60 M.van der Mark (NED)	4.569
5	69 N.Hayden (USA)	9.895
6	50 S.Guintoli (FRA)	11.903
7	81 J.Torres (ESP)	13.455
8	21 M.Reiterberger (GER)	13.936
9	32 L.Savadori (ITA)	20.177
10	34 D.Giugliano (ITA)	22.400
11	2 L.Camier (GBR)	26.350
12	40 R.Ramos (ESP)	28.489
13	151 M.Baiocco (ITA)	34.474
14	15 A.De Angelis (RSM)	37.627
15	17 K.Abraham (CZE)	38.163
16	25 J.Brookes (AUS)	39.957
17	20 S.Barrier (FRA)	43.947
18	14 A.Nakcharoensri (THA)	1'00.504
19	9 D.Schmitter (SUI)	1'17.891
20	56 P.Sebestyén (HUN)	1'17.917
21	19 S.Kaewjaturaporn (TH)	

22 10 I.Tóth (HUN)

Lap 20

1	66 T.Sykes (GBR)	
2	1 J.Rea (GBR)	0.190
3	7 C.Davies (GBR)	0.314
4	60 M.van der Mark (NED)	5.199
5	69 N.Hayden (USA)	10.643
6	50 S.Guintoli (FRA)	13.068
7	21 M.Reiterberger (GER)	14.481
8	81 J.Torres (ESP)	14.504
9	32 L.Savadori (ITA)	21.694
10	34 D.Giugliano (ITA)	23.794
11	2 L.Camier (GBR)	27.205
12	40 R.Ramos (ESP)	32.309
13	151 M.Baiocco (ITA)	36.672
14	15 A.De Angelis (RSM)	38.761
15	17 K.Abraham (CZE)	39.789
16	25 J.Brookes (AUS)	42.840
17	20 S.Barrier (FRA)	46.158
18	14 A.Nakcharoensri (THA)	1'04.628
19	9 D.Schmitter (SUI)	1'21.675
20	56 P.Sebestyén (HUN)	1'21.687

Lap 14

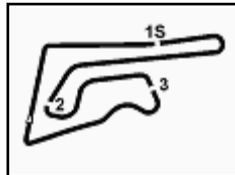
1	66 T.Sykes (GBR)	
2	7 C.Davies (GBR)	0.239
3	1 J.Rea (GBR)	0.436
4	60 M.van der Mark (NED)	2.585
5	69 N.Hayden (USA)	8.139
6	50 S.Guintoli (FRA)	8.988
7	81 J.Torres (ESP)	9.369
8	21 M.Reiterberger (GER)	11.792
9	32 L.Savadori (ITA)	12.133
10	15 A.De Angelis (RSM)	13.110
11	34 D.Giugliano (ITA)	17.711
12	2 L.Camier (GBR)	21.018
13	40 R.Ramos (ESP)	21.398
14	151 M.Baiocco (ITA)	25.938
15	25 J.Brookes (AUS)	26.218
16	17 K.Abraham (CZE)	30.551
17	20 S.Barrier (FRA)	33.234
18	14 A.Nakcharoensri (THA)	42.910
19	56 P.Sebestyén (HUN)	56.237
20	9 D.Schmitter (SUI)	56.363
21	19 S.Kaewjaturaporn (TH)	1'16.178
22	10 I.Tóth (HUN)	

Lap 15

1	66 T.Sykes (GBR)	
2	7 C.Davies (GBR)	0.205
3	1 J.Rea (GBR)	0.379
4	60 M.van der Mark (NED)	2.939
5	69 N.Hayden (USA)	8.611
6	50 S.Guintoli (FRA)	9.434
7	81 J.Torres (ESP)	9.897
8	21 M.Reiterberger (GER)	12.377
9	32 L.Savadori (ITA)	12.613
10	34 D.Giugliano (ITA)	18.717
11	40 R.Ramos (ESP)	22.386
12	2 L.Camier (GBR)	22.647
13	151 M.Baiocco (ITA)	27.346
14	25 J.Brookes (AUS)	28.509
15	17 K.Abraham (CZE)	31.828
16	15 A.De Angelis (RSM)	33.059
17	20 S.Barrier (FRA)	35.308
18	14 A.Nakcharoensri (THA)	46.547
19	9 D.Schmitter (SUI)	1'00.593
20	56 P.Sebestyén (HUN)	1'00.765
21	19 S.Kaewjaturaporn (TH)	1'21.932
22	10 I.Tóth (HUN)	

Lap 16

1	66 T.Sykes (GBR)	
2	1 J.Rea (GBR)	0.248
3	7 C.Davies (GBR)	0.473
4	60 M.van der Mark (NED)	3.329
5	69 N.Hayden (USA)	9.100
6	50 S.Guintoli (FRA)	9.954
7	81 J.Torres (ESP)	10.695
8	21 M.Reiterberger (GER)	12.821
9	32 L.Savadori (ITA)	13.120
10	34 D.Giugliano (ITA)	20.093
11	2 L.Camier (GBR)	23.598
12	40 R.Ramos (ESP)	23.644
13	151 M.Baiocco (ITA)	28.882



Buriram 4.554 m

Thai Round, 11-12-13 March 2016
World Superbike - Best Sector & Speed Race 2
Results

1	66 T. SYKES	Kawasaki ZX-10R	Laps 20
2	1 J. REA	Kawasaki ZX-10R	0.190
3	7 C. DAVIES	Ducati 1199 Panigale R	0.314
4	60 M. VAN DER MARK	Honda CBR1000RR SP	5.199
5	69 N. HAYDEN	Honda CBR1000RR SP	10.643
6	50 S. GUINTOLI	Yamaha YZF R1	13.068
7	21 M. REITERBERGER	BMW S1000 RR	14.481
8	81 J. TORRES	BMW S1000 RR	14.504
9	32 L. SAVADORI	Aprilia RSV4 RF	21.694
10	34 D. GIUGLIANO	Ducati 1199 Panigale R	23.794
11	2 L. CAMIER	MV Austa 1000 F4	27.205
12	40 R. RAMOS	Kawasaki ZX-10R	32.309
13	151 M. BAIOTTO	Ducati 1199 Panigale R	36.672
14	15 A. DE ANGELIS	Aprilia RSV4 RF	38.761
15	17 K. ABRAHAM	BMW S1000 RR	39.789
16	25 J. BROOKES	BMW S1000 RR	42.840
17	20 S. BARRIER	Kawasaki ZX-10R	46.158
18	14 A. NAKCHAROENSRI	Yamaha YZF R1	104.628
19	9 D. SCHMITTER	Kawasaki ZX-10R	121.675
20	56 P. SEBESTYÉN	Yamaha YZF R1	121.687
21	19 S. KAEWJATURAPORN	Kawasaki ZX-10R	1 Lap
22	10 I. TÓTH	Yamaha YZF R1	1 Lap
RET	22 A. LOWES	Yamaha YZF R1	11 Laps
RET	12 X. FORÉS	Ducati 1199 Panigale R	11 Laps
RET	11 S. AL SULAITI	Kawasaki ZX-10R	13 Laps

Top Speeds

1	1 J. REA	Kawasaki ZX-10R	308.6
2	81 J. TORRES	BMW S1000 RR	306.8
3	21 M. REITERBERGER	BMW S1000 RR	305.1
4	7 C. DAVIES	Ducati 1199 Panigale R	305.1
5	32 L. SAVADORI	Aprilia RSV4 RF	304.2
6	15 A. DE ANGELIS	Aprilia RSV4 RF	303.4
7	17 K. ABRAHAM	BMW S1000 RR	303.4
8	69 N. HAYDEN	Honda CBR1000RR SP	301.7
9	50 S. GUINTOLI	Yamaha YZF R1	301.7
10	60 M. VAN DER MARK	Honda CBR1000RR SP	300.8
11	66 T. SYKES	Kawasaki ZX-10R	300.8
12	25 J. BROOKES	BMW S1000 RR	299.2
13	22 A. LOWES	Yamaha YZF R1	299.2
14	34 D. GIUGLIANO	Ducati 1199 Panigale R	297.5
15	40 R. RAMOS	Kawasaki ZX-10R	296.7
16	12 X. FORÉS	Ducati 1199 Panigale R	295.9
17	151 M. BAIOTTO	Ducati 1199 Panigale R	295.9
18	9 D. SCHMITTER	Kawasaki ZX-10R	293.5
19	20 S. BARRIER	Kawasaki ZX-10R	292.7
20	2 L. CAMIER	MV Austa 1000 F4	291.1
21	56 P. SEBESTYÉN	Yamaha YZF R1	289.5
22	19 S. KAEWJATURAPORN	Kawasaki ZX-10R	288.8
23	10 I. TÓTH	Yamaha YZF R1	288.8
24	14 A. NAKCHAROENSRI	Yamaha YZF R1	287.2
25	11 S. AL SULAITI	Kawasaki ZX-10R	285.0

Seg. 1

1	1 J. REA	19.466
2	15 A. DE ANGELIS	19.523
3	7 C. DAVIES	19.562
4	32 L. SAVADORI	19.582
5	66 T. SYKES	19.592
6	21 M. REITERBERGE	19.595
7	81 J. TORRES	19.641
8	17 K. ABRAHAM	19.686
9	50 S. GUINTOLI	19.691
10	60 M. VAN DER MARK	19.700
11	69 N. HAYDEN	19.716
12	34 D. GIUGLIANO	19.742
13	25 J. BROOKES	19.755
14	22 A. LOWES	19.787
15	12 X. FORÉS	19.863
16	40 R. RAMOS	19.912
17	151 M. BAIOTTO	19.924
18	20 S. BARRIER	19.982
19	2 L. CAMIER	20.046
20	11 S. AL SULAITI	20.162
21	14 A. NAKCHAROENS	20.248
22	56 P. SEBESTYÉN	20.252
23	9 D. SCHMITTER	20.411
24	19 S. KAEWJATURAP	20.524
25	10 I. TÓTH	20.606

Seg. 2

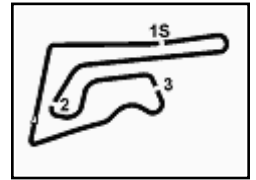
1	7 C. DAVIES	27.164
2	1 J. REA	27.218
3	66 T. SYKES	27.236
4	60 M. VAN DER MARK	27.274
5	50 S. GUINTOLI	27.350
6	69 N. HAYDEN	27.488
7	22 A. LOWES	27.497
8	21 M. REITERBERGE	27.497
9	81 J. TORRES	27.521
10	17 K. ABRAHAM	27.567
11	15 A. DE ANGELIS	27.574
12	151 M. BAIOTTO	27.584
13	2 L. CAMIER	27.588
14	32 L. SAVADORI	27.592
15	34 D. GIUGLIANO	27.625
16	40 R. RAMOS	27.656
17	25 J. BROOKES	27.674
18	12 X. FORÉS	27.860
19	20 S. BARRIER	27.984
20	14 A. NAKCHAROENS	28.078
21	11 S. AL SULAITI	28.181
22	9 D. SCHMITTER	28.345
23	56 P. SEBESTYÉN	28.596
24	19 S. KAEWJATURAP	28.795
25	10 I. TÓTH	29.138

Seg. 3

1	22 A. LOWES	21.674
2	34 D. GIUGLIANO	21.749
3	69 N. HAYDEN	21.752
4	60 M. VAN DER MARK	21.772
5	50 S. GUINTOLI	21.805
6	66 T. SYKES	21.821
7	1 J. REA	21.826
8	7 C. DAVIES	21.834
9	15 A. DE ANGELIS	21.857
10	81 J. TORRES	21.908
11	2 L. CAMIER	21.919
12	32 L. SAVADORI	21.925
13	21 M. REITERBERGE	21.967
14	40 R. RAMOS	21.988
15	17 K. ABRAHAM	22.078
16	151 M. BAIOTTO	22.104
17	14 A. NAKCHAROENS	22.111
18	25 J. BROOKES	22.118
19	11 S. AL SULAITI	22.162
20	12 X. FORÉS	22.179
21	20 S. BARRIER	22.308
22	56 P. SEBESTYÉN	22.540
23	9 D. SCHMITTER	22.632
24	19 S. KAEWJATURAP	22.965
25	10 I. TÓTH	23.290

Seg. 4

1	1 J. REA	25.271
2	60 M. VAN DER MARK	25.299
3	66 T. SYKES	25.299
4	7 C. DAVIES	25.358
5	22 A. LOWES	25.414
6	32 L. SAVADORI	25.430
7	34 D. GIUGLIANO	25.451
8	50 S. GUINTOLI	25.482
9	81 J. TORRES	25.488
10	69 N. HAYDEN	25.489
11	21 M. REITERBERGE	25.508
12	151 M. BAIOTTO	25.510
13	15 A. DE ANGELIS	25.523
14	2 L. CAMIER	25.628
15	40 R. RAMOS	25.631
16	12 X. FORÉS	25.640
17	25 J. BROOKES	25.641
18	17 K. ABRAHAM	25.765
19	11 S. AL SULAITI	25.807
20	20 S. BARRIER	25.827
21	14 A. NAKCHAROENS	25.964
22	9 D. SCHMITTER	26.207
23	56 P. SEBESTYÉN	26.253
24	19 S. KAEWJATURAP	26.709
25	10 I. TÓTH	27.185



Buriram 4.554 m

4 / 4

Thai Round, 11-12-13 March 2016

World Superbike - Chronological Analysis Race 2

Start at 16:00'32.132

7	20.648	28.881	23.277	27.052	1'39.858	282.0	16:12'14.564
8	20.732	29.120	22.977	26.942	1'39.771	281.3	16:13'54.335
9	21.050	29.174	23.127	26.961	1'40.312	279.1	16:15'34.647
10	20.772	29.117	23.005	26.817	1'39.711	281.3	16:17'14.358
11	20.629	29.056	23.012	26.709	1'39.406	284.2	16:18'53.764
12	20.670	29.427	22.988	26.834	1'39.919	283.5	16:20'33.683
13	20.748	29.132	23.102	26.984	1'39.966	282.7	16:22'13.649
14	20.596	29.062	23.204	27.022	1'39.884	281.3	16:23'53.533
15	20.835	29.154	22.967	27.463	1'40.419	282.0	16:25'33.952
16	20.594	29.039	23.225	27.075	1'39.933	285.0	16:27'13.885
17	20.646	29.408	23.093	27.185	1'40.332	285.0	16:28'54.217
18	23.735	29.553	23.474	27.255	1'44.017	284.2	16:30'38.234
19	20.897	29.792	24.082	27.820	1'42.591	284.2	16:32'20.825

10 I. TÓTH (1'40.525)

Lap	Seq. 1	Seq. 2	Seq. 3	Seq. 4	Lap Time	km/h	Local Time
1	25.328	30.411	23.854	27.702	1'47.295	259.6	16:02'19.427
2	20.779	29.301	23.660	27.507	1'41.247	287.2	16:04'00.674
3	20.769	29.298	23.479	27.407	1'40.953	284.2	16:05'41.627
4	20.683	29.226	23.461	27.255	1'40.625	285.0	16:07'22.252
5	20.649	29.193	23.407	27.276	1'40.525		16:09'02.777
6	20.925	29.291	23.381	27.432	1'41.029	283.5	16:10'43.806
7	20.606	29.138	23.328	27.467	1'40.539	285.0	16:12'24.345
8	20.853	29.145	23.424	27.675	1'41.097	282.7	16:14'05.442
9	20.912	29.424	23.756	27.693	1'41.785	282.0	16:15'47.227
10	20.860	29.193	23.344	27.221	1'40.618	284.2	16:17'27.845
11	20.896	29.160	23.417	27.448	1'40.921	283.5	16:19'08.766
12	21.262	29.245	23.487	27.284	1'41.278	284.2	16:20'50.044
13	21.050	29.239	23.474	27.455	1'41.218	284.2	16:22'31.262
14	21.966	29.678	25.854	28.560	1'46.058	279.1	16:24'17.320
15	21.146	32.253	24.942	27.803	1'46.144	285.7	16:26'03.464
16	20.747	29.176	24.699	27.781	1'42.403	287.2	16:27'45.867
17	22.666	29.447	23.769	28.100	1'43.982	281.3	16:29'29.849
18	20.853	31.934	23.464	27.317	1'43.568	288.8	16:31'13.417
19	20.931	29.742	23.290	27.185	1'41.148	279.8	16:32'54.565

22 A. LOWES (1'34.686)

Lap	Seq. 1	Seq. 2	Seq. 3	Seq. 4	Lap Time	km/h	Local Time
1	21.517	28.163	21.963	25.508	1'37.151	287.2	16:02'09.283
2	19.864	27.532	21.674	25.616	1'34.686	295.9	16:03'43.969
3	20.017	28.011	22.204	25.414	1'35.646	299.2	16:05'19.615
4	19.813	27.508	21.797	25.632	1'34.750	297.5	16:06'54.365
5	19.958	27.710	21.817	25.532	1'35.017	288.0	16:08'29.382
6	19.856	27.541	21.817	25.613	1'34.827	293.5	16:10'04.209
7	19.899	27.583	21.957	25.622	1'35.061	296.7	16:11'39.270
8	19.886	27.538	21.864	25.830	1'35.118	293.5	16:13'14.388
9	19.832	27.497	22.118	25.762	1'35.209	293.5	16:14'49.597

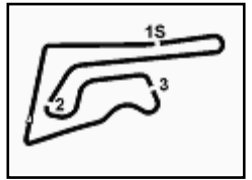
12 X. FORÉS (1'35.908)

Lap	Seq. 1	Seq. 2	Seq. 3	Seq. 4	Lap Time	km/h	Local Time
1	22.474	29.147	23.076	26.145	1'40.842	267.3	16:02'12.974
2	19.863	28.123	22.260	25.662	1'35.908	295.9	16:03'48.882
3	19.930	32.447	23.637	25.860	1'41.874	295.9	16:05'30.756
4	20.032	28.130	22.302	25.640	1'36.104	291.9	16:07'06.860
5	19.916	27.964	22.208	25.896	1'35.984	292.7	16:08'42.844
6	19.958	27.989	22.179	25.799	1'35.925	293.5	16:10'18.769
7	20.005	27.860	22.284	27.901	1'38.050	290.3	16:11'56.819
8	21.004	28.782	22.448	27.389	1'39.623	288.8	16:13'36.442
9	32.304	41.143	24.830	32.892	2'11.169 P		16:15'47.611

11 S. AL SULAITI (1'36.591)

Lap	Seq. 1	Seq. 2	Seq. 3	Seq. 4	Lap Time	km/h	Local Time
1	23.113	29.509	22.938	26.511	1'42.071 P	258.4	16:02'14.203
2	20.663	28.183	22.329	25.842	1'37.017	285.0	16:03'51.220
3	20.228	28.281	22.812	25.902	1'37.223	280.5	16:05'28.443
4	20.162	28.318	22.189	25.922	1'36.591	277.6	16:07'05.034
5	20.262	28.315	22.292	25.847	1'36.716	285.0	16:08'41.750
6	20.308	28.443	22.162	25.807	1'36.720	284.2	16:10'18.470
7	20.373	28.181	22.403	32.667	1'43.624 P	274.1	16:12'02.094

P = Pits In/Out - C = Lap-Time Cancelled

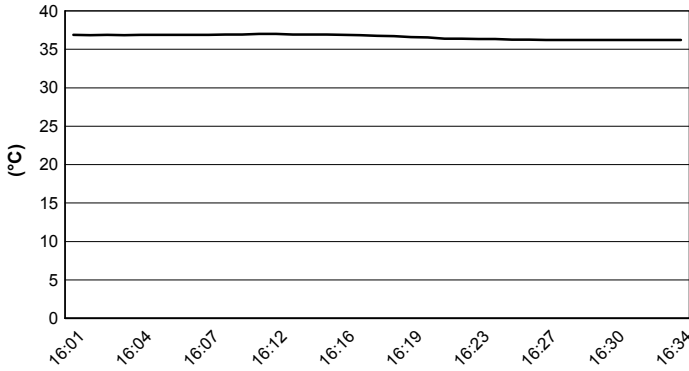


Buriram 4.554 m

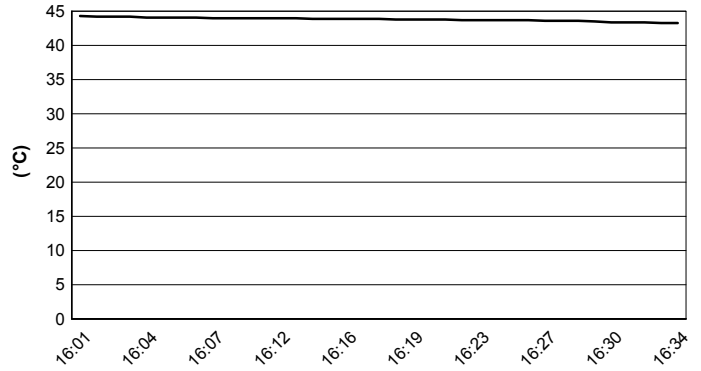
Thai Round, 11-12-13 March 2016 World Superbike - Weather Report Race 2

Session started 16:00 Session ended 16:35

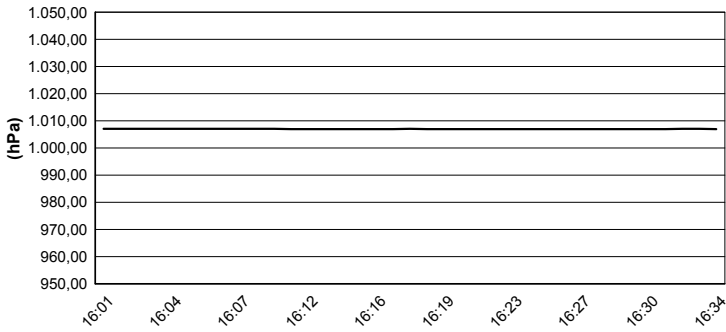
Air Temperature



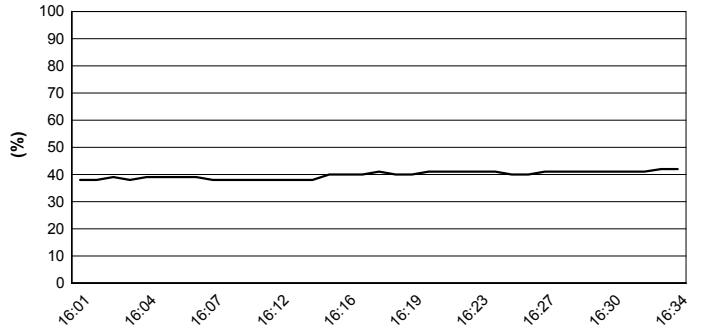
Track Temperature



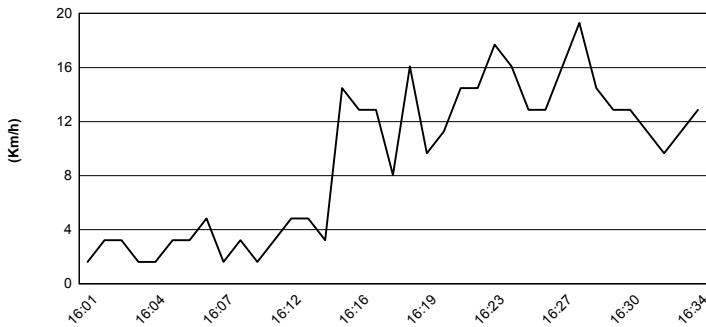
Air Pressure



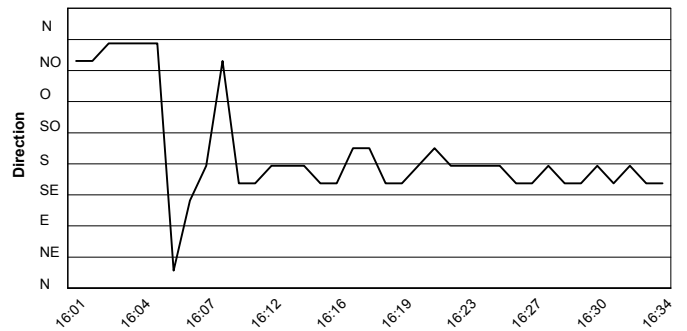
Humidity

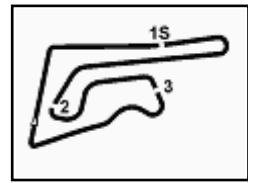


Wind Speed



Wind Direction





Thai Round, 11-12-13 March 2016 World Superbike - Championship Standings

102/02

Buriram 4.554 m

Points	Points From First	Points From Previous	February 28 PHILLIP ISLAND		March 13 BURIRAM		April 3 ARAGON	April 17 ASSEN	May 1 IMOLA	May 15 SEPANG	May 29 DONINGTON PARK	June 19 MISANO	July 10 LAGUNA SECA	July 24 MONZA	September 18 LAUSITZRING	October 2 MAGNY-COURS	October 16 JEREZ	October 28 LOSAIL		
			25	25	25	20														
1 REA Jonathan (GBR)	95		25	25	25	20														
			1	1	1	1														
2 SYKES Tom (GBR)	66	29	11	10	20	25														
			5	5	3	2														
3 VAN DER MARK Michael (NED)	65	30	1	16	20	16	13													
				3	2	2	3													
4 DAVIES Chaz (GBR)	55	40	10	20	6	13	16													
				2	4	4	4													
5 GUINTOLI Sylvain (FRA)	40	55	15	10	11	9	10													
				6	5	5	5													
6 GIUGLIANO Davide (ITA)	35	60	5	13	16		6													
				4	3	6	6													
7 TORRES Jordi (ESP)	33	62	2	8	9	8	8													
				8	8	7	7													
8 HAYDEN Nicky (USA)	31	64	2	7	13		11													
				9	7	8	8													
9 REITERBERGER Markus (GER)	28	67	3	8	11	9														
				12	9	9														
10 CAMIER Leon (GBR)	19	76	9	9		5	5													
				7	10	10	10													
11 SAVADORI Lorenzo (ITA)	17	78	2	4		6	7													
				12	14	14	11													
12 RAMOS Román (ESP)	17	78	0	5	4	4	4													
				11	10	12	11													
13 BROOKES Joshua (AUS)	14	81	3	6	7	1														
				10	9	10	13													
14 LOWES Alex (GBR)	12	83	2	2	10															
				16	13	14														
15 DE ANGELIS Alex (RSM)	12	83	0	3	7	2														
				15	14	14														
16 ABRAHAM Karel (CZE)	9	86	3	3	5	1														
				13	12	16	16													
17 BAIOTTO Matteo (ITA)	6	89	3			3	3													
						17	17													
18 FORÉS Xavi (ESP)	2	93	4			2														
						18	18													
19 JONES Mike (AUS)	2	93	0	2																
				14	16	18	18													
20 BARRIER Sylvain (FRA)	2	93	0	1	1															
				15	16	18	18													

First Line: Championship Standings - Second Line: Ranking Progression

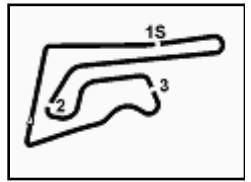
PIRELLI PEROGIA TUNING



Official Tyre Supplier



Official Timekeeper



Thai Round, 11-12-13 March 2016 World Superbike - Manufacturers Standings

	Points	Points From First	Points From Previous	February 28 PHILLIP ISLAND		March 13 BURIRAM		April 3 ARAGON	April 17 ASSEN	May 1 IMOLA	May 15 SEPANG	May 29 DONINGTON PARK	June 19 MISANO	July 10 LAGUNA SECA	July 24 MONZA	September 18 LAUTZRING	October 2 MAGNY-COURS	October 16 JEREZ	October 28 LOSAIL	
				1	2	1	2													
1 KAWASAKI	100			25	25	25	25													
2 DUCATI	65	35		20	16	13	16													
3 HONDA	65	35	0	16	20	16	13													
4 YAMAHA	41	59	24	10	11	10	10													
5 BMW	37	63	4	8	9	11	9													
6 APRILIA	21	79	16	4	3	7	7													
7 MV AGUSTA	19	81	2	9	5	5	5													

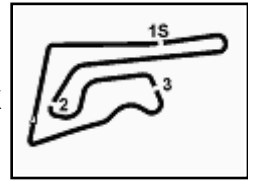
First Line: Championship Standings - Second Line: Ranking Progression

PIRELLI


Official Tyre Supplier



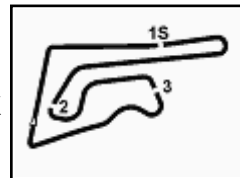
Official Timekeeper



Buriram 4.554 m

Thai Round, 11-12-13 March 2016 World Superbike - Pirelli Best Lap Award

Points	Points From First	Points From Previous	February 28	March 13	April 3	April 17	May 1	May 15	May 29	June 19	July 10	July 24	September 18	October 2	October 16	October 28	
			PHILLIP ISLAND	BURIRAM	ARAGON	ASSEN	IMOLA	SEPANG	DONINGTON PARK	MISANO	LAGUNA SECA	MONZA	LAUSITZRING	MAGNY-COURS	JEREZ	LOSAIL	
Fastest Laps																	
1 REA Jonathan (GBR)	2			1	1												
2 DAVIES Chaz (GBR)	1	1		1													
3 GIUGLIANO Davide (ITA)	1	1	0	1													



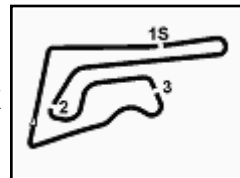
Thai Round, 11-12-13 March 2016 World Superbike - Rider's Performance

Buriram 4.554 m

	Points	Points From First	Points From Previous	February 28	March 13	April 3	April 17	May 1	May 15	May 29	June 19	July 10	July 24	September 18	October 2	October 16	October 28	
				G 1 2	G 1 2	G 1 2	G 1 2	G 1 2	G 1 2	G 1 2	G 1 2	G 1 2	G 1 2	G 1 2	G 1 2	G 1 2	G 1 2	G 1 2
1 REA	95			3 1 1	2 1 2													
2 SYKES	66	29		1 5 6	3 2 1													
3 VAN DER MARK	65	30	1	6 3 2	1 3 4													
4 DAVIES	55	40	10	9 2 10	4 4 3													
5 GUINTOLI	40	55	15	4 6 5	5 7 6													
6 GIUGLIANO	35	60	5	2 4 3	6 18 10													
7 TORRES	33	62	2	12 8 7	10 8 8													
8 HAYDEN	31	64	2	7 9 4	8 Rt 5													
9 REITERBERGER	28	67	3	11 Rt 8	9 5 7													
10 CAMIER	19	76	9	10 7 Rt	14 11 11													
11 SAVADORI	17	78	2	8 12 Rt	18 10 9													
12 RAMOS	17	78	0	17 11 12	15 12 12													
13 BROOKES	14	81	3	14 10 9	13 15 16													
14 DE ANGELIS	12	83	2	18 Rt 13	19 9 14													
15 LOWES	12	83	0	5 Rt 14	7 6 Rt													
16 ABRAHAM	9	86	3	16 13 11	11 Rt 15													
17 BAIOTTO	6	89	3		12 13 13													
18 BARRIER	2	93	4	15 15 15	17 16 17													
19 FORÉS	2	93	0	13 Rt	16 14 Rt													
20 JONES	2	93	0	21 14 Rt														

G = Grid - 1 = Race 1 - 2 = Race 2

Ns = Did Not Start - Rt = Retired - Ex = Excluded - FI = Fallen

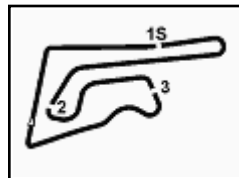


Buriram 4.554 m

Thai Round, 11-12-13 March 2016 World Superbike - Best Laps & Speeds

1 / 2

No.	Rider	Nat	Bike	Best Lap		FP1		FP2		FP3		SP1		SP2		RC1		W1A		RC2	
				laps	speed	laps	speed	laps	speed	laps	speed	laps	speed	laps	speed	laps	speed	laps	speed	laps	speed
1	60 VAN DER MARK Michael	NED	Honda CBR1000RR SP	1'33.452		1'36.679	20	1'34.629	8	1'34.819			1'33.452	7	1'34.304	6	1'34.188	20	1'34.413	301	
2	1 REA Jonathan	GBR	Kawasaki ZX-10R	1'33.671		1'36.662	28	1'35.314	9	1'34.632			1'33.671	6	1'33.936	9	1'34.414	20	1'33.997	309	
3	66 SYKES Tom	GBR	Kawasaki ZX-10R	1'33.671		1'36.764	21	1'35.406	8	1'34.568			1'33.671	6	1'34.098	6	1'34.304	20	1'34.236	303	
4	7 DAVIES Chaz	GBR	Ducati 1199 Panigale R	1'33.844		1'37.741	18	1'35.461	9	1'34.917			1'33.844	7	1'34.769	3	1'34.758	20	1'34.261	305	
5	50 GUINTOLI Sylvain	FRA	Yamaha YZF R1	1'33.866		1'36.884	20	1'34.811	8	1'34.573			1'33.866	6	1'34.654	8	1'34.562	20	1'34.711	303	
6	34 GIUGLIANO Davide	ITA	Ducati 1199 Panigale R	1'33.983		1'37.142	18	1'35.479	8	1'35.013			1'33.983	5	1'34.596	8	1'35.174	20	1'34.821	301	
7	22 LOWES Alex	GBR	Yamaha YZF R1	1'34.371		1'36.994	25	1'35.224	8	1'34.677			1'34.371	4	1'34.676	7	1'34.757	9	1'34.686	300	
8	69 HAYDEN Nicky	USA	Honda CBR1000RR SP	1'34.416		1'36.315	23	1'35.344	9	1'34.520			1'34.416	6	1'34.476	9	1'34.631	20	1'34.714	298	
9	21 REITERBERGER Markus	GER	BMW S1000 RR	1'34.703		1'37.197	22	1'35.498	8	1'34.703			1'34.796	6	1'34.947	4	1'35.392	20	1'34.783	309	
10	81 TORRES Jordi	ESP	BMW S1000 RR	1'34.859		1'38.490	23	1'35.217	8	1'35.003			1'34.859	7	1'35.470	3	1'35.016	20	1'34.898	302	
11	15 DE ANGELIS Alex	RSM	Aprilia RSV4 RF	1'34.811		1'37.981	9	1'37.203	8	1'34.811	1'35.794				20	1'35.373	5	1'34.877	20	1'34.866	306
12	12 FORÉS Xavi	ESP	Ducati 1199 Panigale R	1'34.918		1'37.728	18	1'36.542	7	1'35.462	1'35.686				20	1'35.851	7	1'34.918	9	1'35.908	299
13	32 SAVADORI Lorenzo	ITA	Aprilia RSV4 RF	1'34.920		1'38.881	2	1'37.327	8	1'35.882	1'35.771				20	1'35.520	8	1'35.228	20	1'34.920	304
14	17 ABRAHAM Karel	CZE	BMW S1000 RR	1'34.556		1'37.727	15	1'36.201	7	1'34.556	1'34.977				19	1'35.560	7	1'35.144	20	1'35.656	303
15	151 BAIOTTO Matteo	ITA	Ducati 1199 Panigale R	1'35.205		1'36.846	19	1'35.644	8	1'36.722	1'35.205				6	1'35.513	4	1'37.205	20	1'35.274	296
16	25 BROOKES Joshua	AUS	BMW S1000 RR	1'35.207		1'37.509	22	1'35.504	7	1'36.246	1'35.207				20	1'36.110	9	1'35.897	20	1'35.570	299
17	2 CAMIER Leon	GBR	MV Agusta 1000 F4	1'35.288		1'36.047	10	1'35.604	8	1'35.838	1'35.288				20	1'35.563	8	1'35.747	20	1'35.362	297
18	40 RAMOS Román	ESP	Kawasaki ZX-10R	1'35.429		1'36.924	15	1'36.561	6	1'35.758	1'35.605				20	1'35.722	6	1'35.886	20	1'35.429	300
19	20 BARRIER Sylvain	FRA	Kawasaki ZX-10R	1'35.699		1'38.278	18	1'36.376	7	1'36.887	1'35.699				20	1'35.753	8	1'36.237	20	1'36.315	298
20	11 AL SULAITI Saeed	QAT	Kawasaki ZX-10R	1'36.591		1'39.098	18	1'38.605	8	1'37.720	1'37.179				20	1'36.949	8	1'37.085	7	1'36.591	290
21	14 NAKCHAROENSRI Anucha	THA	Yamaha YZF R1	1'36.681		1'39.569	16	1'38.310	7	1'38.357	1'37.416				17	1'38.372	8	1'37.621	20	1'36.681	287

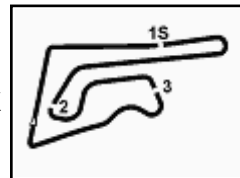


Buriram 4.554 m

Thai Round, 11-12-13 March 2016 World Superbike - Best Laps & Speeds

2 / 2

No.	Rider		Best Lap		FP1		FP2		FP3		SP1		SP2		RC1		W1A		RC2	
	Nat	Bike	laps	speed	laps	speed	laps	speed	laps	speed	laps	speed	laps	speed	laps	speed	laps	speed	laps	speed
22	56	SEBESTYÉN Péter	1'37.728		1'42.964		1'39.035		1'38.577		1'37.757				1'38.269		1'37.728		1'37.872	
	HUN	Yamaha YZF R1	108	290	24	280	22	281	8	289	7	288			19	290	8	290	20	290
23	9	SCHMITTER Dominic	1'37.916		1'43.212				1'38.961		1'38.150				1'38.334		1'37.916		1'37.961	
	SUI	Kawasaki ZX-10R	76	293	13	282			8	288	7	290			20	289	8	288	20	293
24	10	TÓTH Imre	1'39.006		1'41.501		1'39.966		1'39.006		1'39.091				1'39.816		1'39.085		1'40.525	
	HUN	Yamaha YZF R1	101	291	20	284	21	284	8	291	6	288			19	290	8	291	19	289
25	19	KAEWJATURAPORN Sahustchai	1'39.212		1'42.920		1'41.765		1'40.568		1'41.373				1'39.971		1'39.990		1'39.212	
	THA	Kawasaki ZX-10R	97	290	21	281	21	278	7	287	2	287			19	290	8	287	19	289



Thai Round, 11-12-13 March 2016 World Superbike - Race Winners

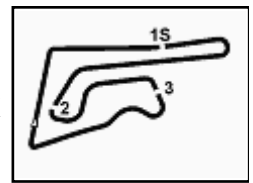
	2013	2014	2015	2016
01 Phillip Island GP Circuit	R1: Guintoli (Fra) Apr R2: Laverty (Irl) Apr	R1: Laverty (Irl) Suz R2: Guintoli (Fra) Apr	R1: Rea (Gbr) Kaw R2: Haslam (Gbr) Apr	R1: Rea (Gbr) Kaw R2: Rea (Gbr) Kaw
02 Chang International			R1: Rea (Gbr) Kaw R2: Rea (Gbr) Kaw	R1: Rea (Gbr) Kaw R2: Sykes (Gbr) Kaw
03 MotorLand Aragón	R1: Davies (Gbr) Bmw R2: Davies (Gbr) Bmw	R1: Sykes (Gbr) Kaw R2: Sykes (Gbr) Kaw	R1: Rea (Gbr) Kaw R2: Davies (Gbr) Duc	
04 TT Circuit Assen	R1: Sykes (Gbr) Kaw R2: Laverty (Irl) Apr	R1: Guintoli (Fra) Apr R2: Rea (Gbr) Hon	R1: Rea (Gbr) Kaw R2: Rea (Gbr) Kaw	
05 Autodromo Internazionale	R1: Sykes (Gbr) Kaw R2: Sykes (Gbr) Kaw	R1: Rea (Gbr) Hon R2: Rea (Gbr) Hon	R1: Rea (Gbr) Kaw R2: Rea (Gbr) Kaw	
06 Sepang International		R1: Melandri (Ita) Apr R2: Melandri (Ita) Apr	R1: Rea (Gbr) Kaw R2: Davies (Gbr) Duc	
07 Donington Park	R1: Sykes (Gbr) Kaw R2: Sykes (Gbr) Kaw	R1: Sykes (Gbr) Kaw R2: Sykes (Gbr) Kaw	R1: Sykes (Gbr) Kaw R2: Sykes (Gbr) Kaw	
08 Misano World Circuit		R1: Sykes (Gbr) Kaw R2: Sykes (Gbr) Kaw	R1: Sykes (Gbr) Kaw R2: Rea (Gbr) Kaw	
09 Mazda Raceway Laguna	R1: Sykes (Gbr) Kaw R2: Laverty (Irl) Apr	R1: Melandri (Ita) Apr R2: Sykes (Gbr) Kaw	R1: Davies (Gbr) Duc R2: Davies (Gbr) Duc	
10 Autodromo Nazionale di	R1: Melandri (Ita) Bmw R2: Laverty (Irl) Apr			
12 Circuit de Nevers	R1: Sykes (Gbr) Kaw R2: Sykes (Gbr) Kaw	R1: Guintoli (Fra) Apr R2: Melandri (Ita) Apr	R1: Rea (Gbr) Kaw R2: Rea (Gbr) Kaw	
13 Circuito de Jerez	R1: Laverty (Irl) Apr R2: Laverty (Irl) Apr	R1: Melandri (Ita) Apr R2: Melandri (Ita) Apr	R1: Sykes (Gbr) Kaw R2: Davies (Gbr) Duc	
14 Losail International		R1: Guintoli (Fra) Apr R2: Guintoli (Fra) Apr	R1: Torres (Esp) Apr R2: Haslam (Gbr) Apr	

2016

- 3 J. Rea
- 1 T. Sykes

ALL TIMES

- | | | | | |
|----------------|-----------------|------------------|------------------|-------------|
| 59 C. Fogarty | 14 S. Russell | 4 Y. Kagayama | 2 M. Neukirchner | 1 F. Nieto |
| 52 T. Bayliss | 14 B. Spies | 4 M. Fabrizio | 2 L. Baz | 1 A. Barros |
| 43 N. Haga | 13 A. Slight | 3 M. Doohan | 1 A. Ryo | 1 J. Torres |
| 33 T. Corser | 13 E. Laverty | 3 A. Yanagawa | 1 K. Kitagawa | |
| 32 J. Rea | 11 S. Mertens | 3 M. Tamada | 1 Y. Takeda | |
| 31 C. Edwards | 11 R. Xaus | 3 L. Lanzi | 1 T. Aoki | |
| 27 D. Polen | 11 R. Laconi | 3 R. Kiyonari | 1 J. Whitham | |
| 27 T. Sykes | 10 F. Pirovano | 3 C. Crutchlow | 1 A. Vieira | |
| 24 C. Checa | 10 C. Vermeulen | 2 M. Lucchiari | 1 A. Morillas | |
| 23 R. Roche | 9 C. Davies | 2 T. Rymer | 1 G. Goodfellow | |
| 21 M. Biaggi | 9 S. Guintoli | 2 D. Chandler | 1 P. Picotte | |
| 19 M. Melandri | 8 F. Merkel | 2 P. Goddard | 1 T. Kipp | |
| 17 P. Chili | 8 A. Gobert | 2 M. Lucchinelli | 1 A. Meklau | |
| 16 G. Falappa | 7 B. Bostrom | 2 M. Dowson | 1 J. Reynolds | |
| 16 N. Hodgson | 5 D. Tardozzi | 2 K. Magee | 1 C. Walker | |
| 16 J. Toseland | 5 L. Haslam | 2 H. Izutsu | 1 A. Pitt | |
| 14 J. Kocinski | 4 R. Phillis | 2 S. Byrne | 1 G. McCoy | |



Buriram 4.554 m

Thai Round, 11-12-13 March 2016 World Superbike - Team Standings

	February 28 PHILLIP ISLAND	March 13 BURIRAM	April 3 ARAGON	April 17 ASSEN	May 1 IMOLA	May 15 SEPANG	May 29 DONINGTON PARK	June 19 MISANO	July 10 LAGUNA SECA	July 24 MONZA	September 18 LAUSITZRING	October 2 MAGNY-COURS	October 16 JEREZ	October 28 LOSAIL
1 Kawasaki Racing Team	161													
REA Jonathan ¹	95	25	25	25	20									
SYKES Tom ¹	66	11	10	20	25									
2 Honda World Superbike Team	96													
VAN DER MARK Michael ²	65	16	20	16	13									
HAYDEN Nicky ¹³	31	7	13		11									
3 Aruba.it Racing - Ducati	90													
DAVIES Chaz ³	55	20	6	13	16									
GIUGLIANO Davide ³	35	13	16		6									
4 Althea BMW Racing Team	61													
TORRES Jordi ¹⁰	33	8	9	8	8									
REITERBERGER Markus ⁵	28		8	11	9									
5 Pata Yamaha Official WorldSBK Team	52													
GUINTOLI Sylvain ¹¹	40	10	11	9	10									
LOWES Alex ¹¹	12		2	10										
6 IodaRacing Team	29													
SAVADORI Lorenzo ⁸	17	4		6	7									
DE ANGELIS Alex ⁸	12		3	7	2									
7 Milwaukee BMW	23													
BROOKES Joshua ⁹	14	6	7	1										
ABRAHAM Karel ⁹	9	3	5		1									
8 MV Agusta Reparto Corse	19													
CAMIER Leon ²	19	9		5	5									
9 Team GoEleven	17													
RAMOS Román ¹²	17	5	4	4	4									
10 VFT Racing	6													
BAIOCCO Matteo ¹⁴	6			3	3									
11 Desmo Sport Ducati	2													
JONES Mike ¹⁵	2	2												
12 Barni Racing Team	2													
FORÉS Xavi ⁷	2			2										
13 Pedercini Racing	2													
BARRIER Sylvain ⁶	2	1	1											