

Buriram 4.554 m

1 / 2

Thai Round, 11-12-13 March 2016 World Superbike - Results Superpole 1

No.	Rider	Nat	Team	Bike	Time	Gap	Rel.	Laps	Speed	
									Avg	Max
1*	17 K. ABRAHAM	CZE	Milwaukee BMW	BMW S1000 RR	1'34.977			7	172,614	298,3
2*	151 M. BAIOTTO	ITA	VFT Racing	Ducati 1199 Panigale R	1'35.205	0.228	0.228	7	172,201	291,9
3	25 J. BROOKES	AUS	Milwaukee BMW	BMW S1000 RR	1'35.207	0.230	0.002	7	172,197	291,9
4	2 L. CAMIER	GBR	MV Agusta Reparto Corse	MV Agusta 1000 F4	1'35.288	0.311	0.081	6	172,051	290,3
5	40 R. RAMOS	ESP	Team GoEleven	Kawasaki ZX-10R	1'35.605	0.628	0.317	6	171,481	295,9
6	12 X. FORÉS	ESP	Barni Racing Team	Ducati 1199 Panigale R	1'35.686	0.709	0.081	7	171,335	299,2
7	20 S. BARRIER	FRA	Pedercini Racing	Kawasaki ZX-10R	1'35.699	0.722	0.013	7	171,312	295,1
8	32 L. SAVADORI	ITA	IodaRacing Team	Aprilia RSV4 RF	1'35.771	0.794	0.072	8	171,183	304,2
9	15 A. DE ANGELIS	RSM	IodaRacing Team	Aprilia RSV4 RF	1'35.794	0.817	0.023	8	171,142	302,5
10	11 S. AL SULAITI	QAT	Pedercini Racing	Kawasaki ZX-10R	1'37.179	2.202	1.385	7	168,703	288,0
11	14 A. NAKCHAROENSRI	THA	Yamaha Thailand Racing Team	Yamaha YZF R1	1'37.416	2.439	0.237	7	168,293	286,5
12	56 P. SEBESTYÉN	HUN	Team Tóth	Yamaha YZF R1	1'37.757	2.780	0.341	7	167,706	288,0
13	9 D. SCHMITTER	SUI	Grillini Racing Team	Kawasaki ZX-10R	1'38.150	3.173	0.393	7	167,034	289,5
14	10 I. TÓTH	HUN	Team Tóth	Yamaha YZF R1	1'39.091	4.114	0.941	6	165,448	288,0
15	19 S. KAEWJATURAPORN	THA	Grillini Racing Team	Kawasaki ZX-10R	1'41.373	6.396	2.282	2	161,724	287,2

* Qualified to Superpole 2

AIR	Humidity:	50%	Temp:	33°C
TRACK	Condition:	Dry	Temp:	43°C

12/03/2016

 Start
13:30

 End
13:47

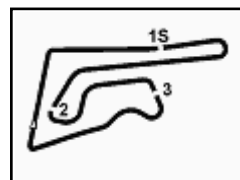
The results are provisional until the end of the time limit for protests and appeals and the completion of the technical checks.

FCR PERODIA TIMING


Official Tyre Supplier



Official Timekeeper



Buriram 4.554 m

2 / 2

Thai Round, 11-12-13 March 2016 World Superbike - Results Superpole 1

Session Highlights

13.30.02 Start
13.35.43 Kaewjaturaporn Crashed - Turn 1
13.47.08 End Of Session

Fastest Laps Sequence

No.	Rider	Nat	Team	Bike	Local Time	Time	Gap	Avg
25	J. BROOKES	AUS	Milwaukee BMW	BMW S1000 RR	13:33'20.663	1'36.688		169,560
2	L. CAMIER	GBR	MV Agusta Reparto Corse	MV Agusta 1000 F4	13:33'44.064	1'35.784	-0.904	171,160
17	K. ABRAHAM	CZE	Milwaukee BMW	BMW S1000 RR	13:34'57.890	1'35.242	-0.542	172,134
17	K. ABRAHAM	CZE	Milwaukee BMW	BMW S1000 RR	13:42'01.561	1'34.977	-0.265	172,614

12/03/2016 Start
13:30

End
13:47

The results are provisional until the end of the time limit for protests and appeals and the completion of the technical checks.

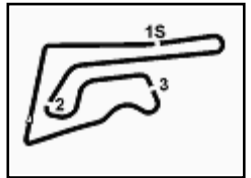
FICR PERGGIA TIMING



Official Tyre Supplier



Official Timekeeper


Thai Round, 11-12-13 March 2016
World Superbike - Best Sector & Speed Superpole 1

Buriram 4.554 m

Best Lap

1	17 K. ABRAHAM	BMW S1000 RR	1'34.977
2	151 M. BAIOTTO	Ducati 1199 Panigale R	1'35.205
3	25 J. BROOKES	BMW S1000 RR	1'35.207
4	2 L. CAMIER	MV Austa 1000 F4	1'35.288
5	40 R. RAMOS	Kawasaki ZX-10R	1'35.605
6	12 X. FORÉS	Ducati 1199 Panigale R	1'35.686
7	20 S. BARRIER	Kawasaki ZX-10R	1'35.699
8	32 L. SAVADORI	Aprilia RSV4 RF	1'35.771
9	15 A. DE ANGELIS	Aprilia RSV4 RF	1'35.794
10	11 S. AL SULAITI	Kawasaki ZX-10R	1'37.179
11	14 A. NAKCHAROENSRI	Yamaha YZF R1	1'37.416
12	56 P. SEBESTYÉN	Yamaha YZF R1	1'37.757
13	9 D. SCHMITTER	Kawasaki ZX-10R	1'38.150
14	10 I. TÓTH	Yamaha YZF R1	1'39.091
15	19 S. KAEWJATURAPORN	Kawasaki ZX-10R	1'41.373

Top Speeds

1	32 L. SAVADORI	Aprilia RSV4 RF	304.2
2	15 A. DE ANGELIS	Aprilia RSV4 RF	302.5
3	12 X. FORÉS	Ducati 1199 Panigale R	299.2
4	17 K. ABRAHAM	BMW S1000 RR	298.3
5	40 R. RAMOS	Kawasaki ZX-10R	295.9
6	20 S. BARRIER	Kawasaki ZX-10R	295.1
7	151 M. BAIOTTO	Ducati 1199 Panigale R	291.9
8	25 J. BROOKES	BMW S1000 RR	291.9
9	2 L. CAMIER	MV Austa 1000 F4	290.3
10	9 D. SCHMITTER	Kawasaki ZX-10R	289.5
11	10 I. TÓTH	Yamaha YZF R1	288.0
12	11 S. AL SULAITI	Kawasaki ZX-10R	288.0
13	56 P. SEBESTYÉN	Yamaha YZF R1	288.0
14	19 S. KAEWJATURAPORN	Kawasaki ZX-10R	287.2
15	14 A. NAKCHAROENSRI	Yamaha YZF R1	286.5

Seg. 1

1	17 K. ABRAHAM	19.652
2	32 L. SAVADORI	19.733
3	25 J. BROOKES	19.744
4	12 X. FORÉS	19.751
5	15 A. DE ANGELIS	19.788
6	40 R. RAMOS	19.846
7	20 S. BARRIER	19.872
8	151 M. BAIOTTO	19.998
9	2 L. CAMIER	20.053
10	11 S. AL SULAITI	20.179
11	14 A. NAKCHAROENSRI	20.224
12	56 P. SEBESTYÉN	20.320
13	9 D. SCHMITTER	20.355
14	10 I. TÓTH	20.444
15	19 S. KAEWJATURAPORN	20.776

Seg. 2

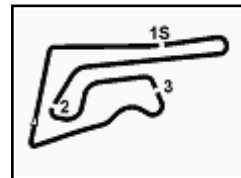
1	151 M. BAIOTTO	27.471
2	17 K. ABRAHAM	27.537
3	25 J. BROOKES	27.562
4	2 L. CAMIER	27.625
5	12 X. FORÉS	27.731
6	40 R. RAMOS	27.745
7	32 L. SAVADORI	27.760
8	20 S. BARRIER	27.761
9	15 A. DE ANGELIS	27.912
10	14 A. NAKCHAROENSRI	28.267
11	11 S. AL SULAITI	28.324
12	9 D. SCHMITTER	28.384
13	56 P. SEBESTYÉN	28.643
14	10 I. TÓTH	28.707
15	19 S. KAEWJATURAPORN	29.681

Seg. 3

1	2 L. CAMIER	21.891
2	17 K. ABRAHAM	21.905
3	15 A. DE ANGELIS	22.112
4	25 J. BROOKES	22.164
5	32 L. SAVADORI	22.178
6	12 X. FORÉS	22.196
7	40 R. RAMOS	22.210
8	20 S. BARRIER	22.235
9	151 M. BAIOTTO	22.284
10	11 S. AL SULAITI	22.418
11	14 A. NAKCHAROENSRI	22.447
12	56 P. SEBESTYÉN	22.511
13	9 D. SCHMITTER	22.823
14	10 I. TÓTH	23.084
15	19 S. KAEWJATURAPORN	23.580

Seg. 4

1	151 M. BAIOTTO	25.452
2	2 L. CAMIER	25.494
3	20 S. BARRIER	25.633
4	40 R. RAMOS	25.690
5	15 A. DE ANGELIS	25.711
6	25 J. BROOKES	25.737
7	17 K. ABRAHAM	25.740
8	12 X. FORÉS	25.759
9	32 L. SAVADORI	25.798
10	11 S. AL SULAITI	25.919
11	14 A. NAKCHAROENSRI	26.225
12	56 P. SEBESTYÉN	26.232
13	9 D. SCHMITTER	26.456
14	10 I. TÓTH	26.753
15	19 S. KAEWJATURAPORN	27.336

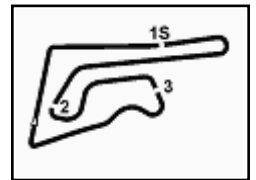


Buriram 4.554 m

1 / 1

Thai Round, 11-12-13 March 2016 World Superbike - Ideal Times Superpole 1

No.	Rider	Nat	Bike	Seg. 1 Diff. 1	Seg. 2 Diff. 2	Seg. 3 Diff. 3	Seg. 4 Diff. 4	Ideal Time		
								Best Lap	Pos.	Diff.
1	17 K. ABRAHAM	CZE	BMW S1000 RR	19.652	27.537 0.118	21.905 0.025	25.740	1'34.834		
2	2 L. CAMIER	GBR	MV Agusta 1000 F4	20.053 0.064	27.625	21.891 0.051	25.494 0.110	1'35.063	1	0.143
3	151 M. BAIOTTO	ITA	Ducati 1199 Panigale R	19.998	27.471	22.284	25.452	1'35.205	4	0.225
4	25 J. BROOKES	AUS	BMW S1000 RR	19.744	27.562	22.164	25.737	1'35.205	2	0.000
5	12 X. FORÉS	ESP	Ducati 1199 Panigale R	19.751 0.060	27.731 0.112	22.196	25.759 0.077	1'35.207	3	0.000
6	32 L. SAVADORI	ITA	Aprilia RSV4 RF	19.733 0.017	27.760 0.157	22.178	25.798 0.128	1'35.437	6	0.249
7	40 R. RAMOS	ESP	Kawasaki ZX-10R	19.846	27.745	22.210 0.114	25.690	1'35.469	8	0.302
8	20 S. BARRIER	FRA	Kawasaki ZX-10R	19.872 0.185	27.761 0.013	22.235	25.633	1'35.491	5	0.114
9	15 A. DE ANGELIS	RSM	Aprilia RSV4 RF	19.788 0.159	27.912	22.112	25.711 0.112	1'35.501	7	0.198
10	11 S. AL SULAITI	QAT	Kawasaki ZX-10R	20.179	28.324	22.418 0.001	25.919 0.338	1'35.523	9	0.271
11	14 A. NAKCHAROENSRI	THA	Yamaha YZF R1	20.224	28.267 0.232	22.447	26.225 0.021	1'36.840	10	0.339
12	56 P. SEBESTYÉN	HUN	Yamaha YZF R1	20.320	28.643	22.511	26.232 0.051	1'37.163	11	0.253
13	9 D. SCHMITTER	SUI	Kawasaki ZX-10R	20.355	28.384 0.068	22.823 0.064	26.456	1'37.706	12	0.051
14	10 I. TÓTH	HUN	Yamaha YZF R1	20.444	28.707	23.084	26.753 0.103	1'38.018	13	0.132
15	19 S. KAEWJATURAPORN	THA	Kawasaki ZX-10R	20.776	29.681	23.580	27.336	1'38.988	14	0.103
								1'41.373	15	0.000
Overall Ideal Time				19.652	27.471	21.891	25.452	1'34.466		



Buriram 4.554 m

Thai Round, 11-12-13 March 2016 World Superbike - Chronological Analysis Superpole 1

1 / 2

1° 17 K. ABRAHAM (1'34.977)							
Lap	Seq. 1	Seq. 2	Seq. 3	Seq. 4	Lap Time	km/h	Local Time
		29.964	23.157	27.068		250.6	13:31'44.893
1	19.680	29.724	22.268	26.083	1'37.755	298.3	13:33'22.648
2	19.767	27.766	21.905	25.804	1'35.242	298.3	13:34'57.890
3	19.808	27.851	22.240	31.302	1'41.201 P	295.9	13:36'39.091
4	2'25.693	30.932	24.220	26.648	3'47.493 P		13:40'26.584
5	19.652	27.655	21.930	25.740	1'34.977	298.3	13:42'01.561
6	19.986	27.701	22.139	26.081	1'35.907	297.5	13:43'37.468
7	19.713	27.537	26.482	30.450	1'44.182 P	297.5	13:45'21.650

2° 151 M. BAIOTTO (1'35.205)							
Lap	Seq. 1	Seq. 2	Seq. 3	Seq. 4	Lap Time	km/h	Local Time
		31.984	23.976	26.869			13:32'59.408
1	20.401	28.341	22.614	25.895	1'37.251	291.9	13:34'36.659
2	20.183	27.900	22.498	25.606	1'36.187	289.5	13:36'12.846
3	20.060	27.756	22.405	25.601	1'35.822	291.1	13:37'48.668
4	21.408	30.583	24.181	31.702	1'47.874 P		13:39'36.542
5	2'16.937	29.413	23.574	26.345	3'36.269 P	277.6	13:40'12.811
6	20.105	27.714	22.407	25.502	1'35.728	289.5	13:44'48.539
7	19.998	27.471	22.284	25.452	1'35.205	289.5	13:46'23.744

3° 25 J. BROOKES (1'35.207)							
Lap	Seq. 1	Seq. 2	Seq. 3	Seq. 4	Lap Time	km/h	Local Time
		29.674	23.344	26.564		268.7	13:31'43.975
1	20.270	27.871	22.463	26.084	1'36.688	291.9	13:33'20.663
2	20.011	27.864	22.498	25.838	1'36.211	291.9	13:34'56.874
3	20.134	28.009	22.522	30.898	1'41.563 P	289.5	13:36'38.437
4	2'28.027	29.643	23.027	26.239	3'46.936 P	268.7	13:40'25.373
5	19.906	27.715	22.305	25.873	1'35.799	290.3	13:42'01.172
6	19.744	27.562	22.164	25.737	1'35.207	291.1	13:43'37.468
7	19.870	28.249	22.375	26.001	1'36.495	290.3	13:45'12.874

4° 2 L. CAMIER (1'35.288)							
Lap	Seq. 1	Seq. 2	Seq. 3	Seq. 4	Lap Time	km/h	Local Time
		31.393	23.202	31.772			13:32'08.280
1	20.219	27.999	22.023	25.543	1'35.784	288.8	13:33'44.064
2	20.053	27.956	22.023	25.850	1'35.882	290.3	13:35'19.946
3	25.329	33.348	22.143	29.507	1'50.327 P		13:37'10.273
4	3'28.694	29.579	26.629	34.358	4'59.260 P	274.8	13:42'09.533
5	20.227	27.767	21.891	25.494	1'35.379	287.2	13:43'44.912
6	20.117	27.625	21.942	25.604	1'35.288	285.7	13:45'20.200

5° 40 R. RAMOS (1'35.605)							
Lap	Seq. 1	Seq. 2	Seq. 3	Seq. 4	Lap Time	km/h	Local Time
		36.660	23.303	26.704			13:32'03.649
1	19.985	33.244	22.471	25.898	1'41.598	295.1	13:33'45.247
2	20.042	28.493	22.741	26.037	1'37.313	295.1	13:35'22.560
3	23.577	29.945	22.438	30.335	1'46.295 P	250.0	13:37'08.855
4	3'28.845	29.592	25.253	29.219	4'52.909 P	270.0	13:42'01.764
5	19.990	27.848	22.210	25.937	1'35.985	295.9	13:43'37.749
6	19.846	27.745	22.324	25.690	1'35.605	295.9	13:45'13.354

6° 12 X. FORÉS (1'35.686)							
Lap	Seq. 1	Seq. 2	Seq. 3	Seq. 4	Lap Time	km/h	Local Time
		29.845	23.219	25.967			13:32'14.388
1	19.874	30.881	22.914	25.768	1'39.437	299.2	13:33'53.825
2	19.857	28.076	22.337	25.896	1'36.166	295.9	13:35'29.991
3	19.833	27.931	22.244	25.760	1'35.768	294.3	13:37'05.759
4	19.751	27.731	22.326	25.919	1'35.727	295.9	13:38'41.486
5	23.795	36.178	23.136	30.549	1'53.658 P		13:40'35.144
6	2'34.548	30.500	22.650	25.759	3'53.457 P	286.5	13:44'28.601
7	19.811	27.843	22.196	25.836	1'35.686	292.7	13:46'04.287

7° 20 S. BARRIER (1'35.699)							
Lap	Seq. 1	Seq. 2	Seq. 3	Seq. 4	Lap Time	km/h	Local Time
		30.010	23.216	26.574		280.5	13:32'12.791
1	20.374	28.119	22.748	26.316	1'37.557	294.3	13:33'50.348
2	20.100	28.045	22.553	26.110	1'36.808	291.1	13:35'27.156
3	20.135	28.152	22.439	26.506	1'37.232	292.7	13:37'04.388
4	20.124	27.761	22.577	29.471	1'39.933 P	294.3	13:38'44.321
5	1'54.826	29.623	24.925	28.862	3'18.236 P	263.4	13:42'02.557
6	20.057	27.774	22.235	25.633	1'35.699	295.1	13:43'38.256
7	19.872	27.976	22.327	25.829	1'36.004	288.8	13:45'14.260

8° 32 L. SAVADORI (1'35.771)							
Lap	Seq. 1	Seq. 2	Seq. 3	Seq. 4	Lap Time	km/h	Local Time

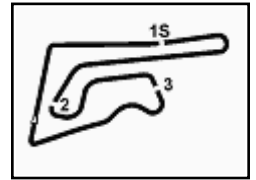
		36.298	23.522	28.538			13:32'06.221
1	19.733	31.841	22.609	26.101	1'40.284		13:33'45.505
2	19.766	28.106	22.422	26.018	1'36.312	301.7	13:35'22.817
3	19.743	27.760	22.556	26.301	1'36.360	301.7	13:36'59.177
4	25.618	32.687	23.029	26.411	1'47.745		13:38'46.922
5	19.929	29.973	23.685	27.100	1'40.687	268.0	13:40'27.609
6	19.750	27.917	22.178	25.926	1'35.771	304.2	13:42'03.380
7	19.768	27.945	22.286	25.798	1'35.797		13:43'39.177
8	19.746	27.934	22.521	25.905	1'36.106	304.2	13:45'15.283

9° 15 A. DE ANGELIS (1'35.794)							
Lap	Seq. 1	Seq. 2	Seq. 3	Seq. 4	Lap Time	km/h	Local Time
		35.232	26.030	30.442			13:32'02.339
1	24.315	30.707	22.435	25.807	1'43.264		13:33'45.603
2	19.925	28.091	22.669	25.711	1'36.396	290.3	13:35'21.999
3	19.908	27.979	22.692	26.110	1'36.689	299.2	13:36'58.688
4	27.949	29.929	22.312	25.896	1'45.349		13:38'44.037
5	19.975	33.974	23.760	26.519	1'44.228		13:40'28.265
6	19.943	28.652	22.353	30.842	1'41.790	302.5	13:42'10.055
7	19.947	27.912	22.112	25.823	1'35.794	289.5	13:43'39.177
8	19.788	35.161	23.595	27.901	1'46.445	301.7	13:45'32.294

10° 11 S. AL SULAITI (1'37.179)							
Lap	Seq. 1	Seq. 2	Seq. 3	Seq. 4	Lap Time	km/h	Local Time
		30.600	23.415	26.658		276.2	13:32'35.280
1	20.403	28.977	22.507	26.062	1'37.949	286.5	13:34'13.229
2	20.334	28.539	22.505	26.164	1'37.542	285.0	13:35'50.771
3	20.467	29.054	23.133	30.270	1'42.924 P	283.5	13:37'33.695
4	2'22.766	29.050	22.885	26.189	3'40.890 P	280.5	13:41'14.585
5	20.273	28.612	22.418	25.923	1'37.226	288.0	13:42'51.811
6	20.343	28.847	22.686	25.919	1'37.795	285.0	13:44'29.606
7	20.179	28.324	22.419	26.257	1'37.179	285.7	13:46'06.785

11° 14 A. NAKCHAROENSRI (1'37.416)							
Lap	Seq. 1	Seq. 2	Seq. 3	Seq. 4	Lap Time	km/h	Local Time
		33.057	23.372	26.691		251.7	13:32'04.182
1	20.382	28.863	22.448	26.484	1'38.177	286.5	13:33'42.359
2	20.291	28.635	22.565	26.410	1'37.901	284.2	13:35'20.260
3	20.350	29.086	23.088	31.398	1'43.922 P	282.0	13:37'04.182
4	2'54.948	29.822	23.019	26.700	4'14.489 P	279.1	13:41'18.671
5	20.224	28.499	22.447	26.246	1'37.416	283.5	13:42'56.087
6	20.271	28.311	27.706	26.435	1'42.723	282.7	13:44'38.810
7	20.283	28.267	32.005	26.225	1'46.780	281.3	13:46'25.590

12° 56 P. SEBESTYÉN (1'37.757)							
Lap	Seq. 1	Seq. 2	Seq. 3	Seq. 4	Lap Time	km/h	Local Time
		31.221	27.264	31.695		251.7	13:31'55.743
1	20.468	31.398	23.596	32.009	1'47.471	288.0	13:33'43.214
2	20.474	29.673	23.364	27.065	1'40.576	287.2	13:35'23.790
3	20.496	29.005	22.986	30.948	1'43.435 P	285.0	13:37'07.225
4	2'10.443	30.940	25.108	29.633	3'36.124 P		13:40'43.349
5	20.479	28.830	22.861	26.617	1'38.787	283.5	13:42'22.136
6	20.380	28.798	22.774				



Buriram 4.554 m

Thai Round, 11-12-13 March 2016 World Superbike - Chronological Analysis Superpole 1

		32.052	24.391	28.403		282.7	13:31'53.263
1	21.131	31.229	23.848	27.535	1'43.743	287.2	13:33'37.006
2	20.776	29.681	23.580	27.336	1'41.373	286.5	13:35'18.379

P = Pits In/Out - C = Lap-Time Cancelled

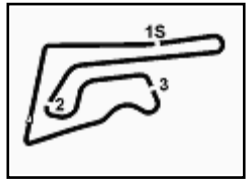
FKR PEROGIA TING



Official Tyre Supplier



Official Timekeeper

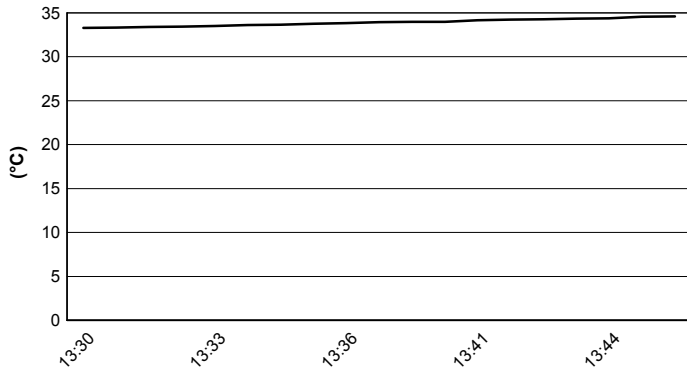


Buriram 4.554 m

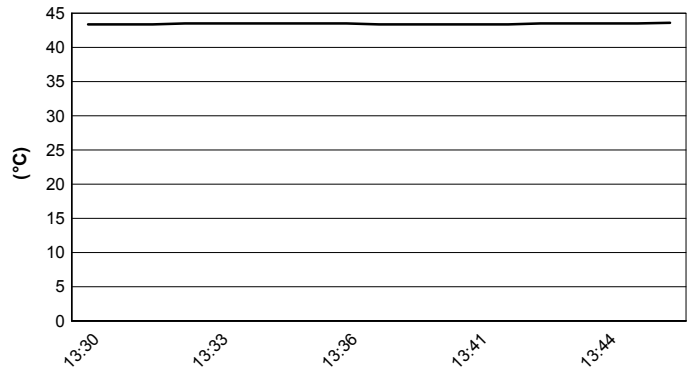
Thai Round, 11-12-13 March 2016 World Superbike - Weather Report Superpole 1

Session started 13:30 Session ended 13:47

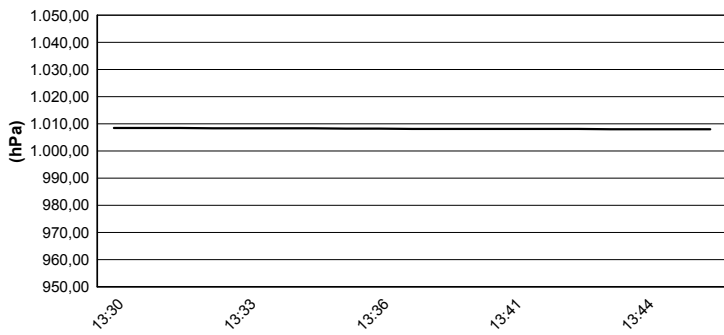
Air Temperature



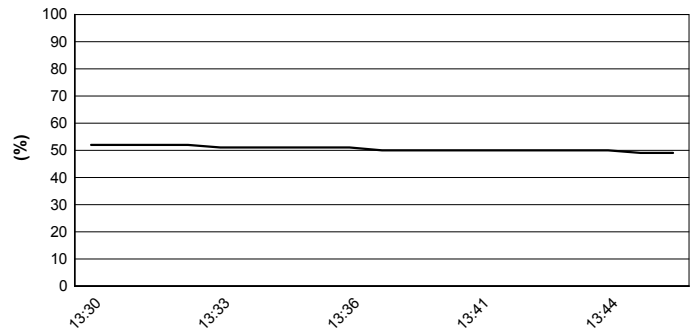
Track Temperature



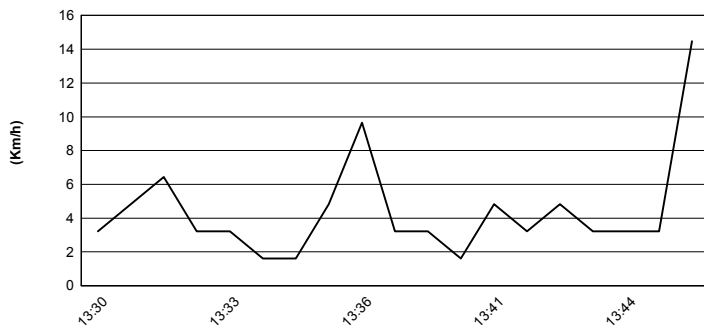
Air Pressure



Humidity



Wind Speed



Wind Direction

