

Buriram 4.554 m

1 / 2

## Thai Round, 11-12-13 March 2016 World Superbike - Results Warm-Up

No.	Rider	Nat	Team	Bike	Time	Gap	Rel.	Laps	Speed	
									Avg	Max
1	60 M. VAN DER MARK	NED	Honda World Superbike Team	Honda CBR1000RR SP	<b>1'34.188</b>			6	174,060	<b>301,7</b>
2	66 T. SYKES	GBR	Kawasaki Racing Team	Kawasaki ZX-10R	<b>1'34.304</b>	0.116	0.116	6	173,846	<b>300,8</b>
3	1 J. REA	GBR	Kawasaki Racing Team	Kawasaki ZX-10R	<b>1'34.414</b>	0.226	0.110	9	173,644	<b>300,8</b>
4	50 S. GUINTOLI	FRA	Pata Yamaha Official WorldSBK Team	Yamaha YZF R1	<b>1'34.562</b>	0.374	0.148	8	173,372	<b>300,8</b>
5	69 N. HAYDEN	USA	Honda World Superbike Team	Honda CBR1000RR SP	<b>1'34.631</b>	0.443	0.069	9	173,246	<b>298,3</b>
6	22 A. LOWES	GBR	Pata Yamaha Official WorldSBK Team	Yamaha YZF R1	<b>1'34.757</b>	0.569	0.126	7	173,015	<b>296,7</b>
7	7 C. DAVIES	GBR	Aruba.it Racing - Ducati	Ducati 1199 Panigale R	<b>1'34.758</b>	0.570	0.001	3	173,013	<b>300,8</b>
8	15 A. DE ANGELIS	RSM	IodaRacing Team	Aprilia RSV4 RF	<b>1'34.877</b>	0.689	0.119	5	172,796	<b>304,2</b>
9	12 X. FORÉS	ESP	Barni Racing Team	Ducati 1199 Panigale R	<b>1'34.918</b>	0.730	0.041	7	172,722	<b>295,9</b>
10	81 J. TORRES	ESP	Althea BMW Racing Team	BMW S1000 RR	<b>1'35.016</b>	0.828	0.098	3	172,544	<b>300,8</b>
11	17 K. ABRAHAM	CZE	Milwaukee BMW	BMW S1000 RR	<b>1'35.144</b>	0.956	0.128	7	172,311	<b>301,7</b>
12	34 D. GIUGLIANO	ITA	Aruba.it Racing - Ducati	Ducati 1199 Panigale R	<b>1'35.174</b>	0.986	0.030	8	172,257	<b>296,7</b>
13	32 L. SAVADORI	ITA	IodaRacing Team	Aprilia RSV4 RF	<b>1'35.228</b>	1.040	0.054	8	172,159	<b>303,4</b>
14	21 M. REITERBERGER	GER	Althea BMW Racing Team	BMW S1000 RR	<b>1'35.392</b>	1.204	0.164	4	171,863	<b>300,8</b>
15	2 L. CAMIER	GBR	MV Agusta Reparto Corse	MV Agusta 1000 F4	<b>1'35.747</b>	1.559	0.355	8	171,226	<b>293,5</b>
16	40 R. RAMOS	ESP	Team GoEleven	Kawasaki ZX-10R	<b>1'35.886</b>	1.698	0.139	6	170,978	<b>298,3</b>
17	25 J. BROOKES	AUS	Milwaukee BMW	BMW S1000 RR	<b>1'35.897</b>	1.709	0.011	9	170,958	<b>297,5</b>
18	20 S. BARRIER	FRA	Pedercini Racing	Kawasaki ZX-10R	<b>1'36.237</b>	2.049	0.340	8	170,354	<b>296,7</b>
19	11 S. AL SULAITI	QAT	Pedercini Racing	Kawasaki ZX-10R	<b>1'37.085</b>	2.897	0.848	8	168,866	<b>289,5</b>
20	151 M. BAIOTTO	ITA	VFT Racing	Ducati 1199 Panigale R	<b>1'37.205</b>	3.017	0.120	4	168,658	<b>288,8</b>
21	14 A. NAKCHAROENSRI	THA	Yamaha Thailand Racing Team	Yamaha YZF R1	<b>1'37.621</b>	3.433	0.416	8	167,939	<b>287,2</b>
22	56 P. SEBESTYÉN	HUN	Team Tóth	Yamaha YZF R1	<b>1'37.728</b>	3.540	0.107	8	167,755	<b>289,5</b>
23	9 D. SCHMITTER	SUI	Grillini Racing Team	Kawasaki ZX-10R	<b>1'37.916</b>	3.728	0.188	8	167,433	<b>288,0</b>
24	10 I. TÓTH	HUN	Team Tóth	Yamaha YZF R1	<b>1'39.085</b>	4.897	1.169	8	165,458	<b>291,1</b>
25	19 S. KAEWJATURAPORN	THA	Grillini Racing Team	Kawasaki ZX-10R	<b>1'39.990</b>	5.802	0.905	8	163,960	<b>287,2</b>

Qualifying Lap Time (107% of 1'34.188): 1'40.782

AIR	Humidity:	50%	Temp:	34°C
TRACK	Condition:	Dry	Temp:	40°C

13/03/2016 Start 11:00 End 11:17

The results are provisional until the end of the time limit for protests and appeals and the completion of the technical checks.

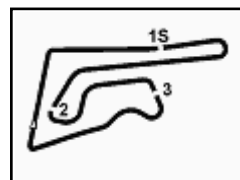
FCR PERDORA TIMING



Official Tyre Supplier



Official Timekeeper



## Thai Round, 11-12-13 March 2016 World Superbike - Results Warm-Up

### Session Highlights

11.00.07		Start
11.02.15	Reiterberger	Technical Problem - Turn 1
11.02.16	Torres	Technical Problem - Turn 1
11.13.29	Sykes	Technical Problem - Turn 7
11.17.00		End Of Session

### Fastest Laps Sequence

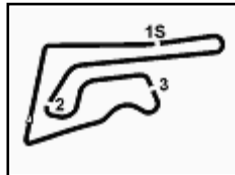
No.	Rider	Nat	Team	Bike	Local Time	Time	Gap	Avg
1	J. REA	GBR	Kawasaki Racing Team	Kawasaki ZX-10R	11:03'17.975	<b>1'37.032</b>		168,959
69	N. HAYDEN	USA	Honda World Superbike Team	Honda CBR1000RR SP	11:03'21.574	<b>1'36.868</b>	-0.164	169,245
32	L. SAVADORI	ITA	IodaRacing Team	Aprilia RSV4 RF	11:03'40.982	<b>1'36.810</b>	-0.058	169,346
2	L. CAMIER	GBR	MV Agusta Reparto Corse	MV Agusta 1000 F4	11:03'43.003	<b>1'36.329</b>	-0.481	170,192
7	C. DAVIES	GBR	Aruba.it Racing - Ducati	Ducati 1199 Panigale R	11:03'46.795	<b>1'34.758</b>	-1.571	173,013
66	T. SYKES	GBR	Kawasaki Racing Team	Kawasaki ZX-10R	11:05'58.023	<b>1'34.634</b>	-0.124	173,240
50	S. GUINTOLI	FRA	Pata Yamaha Official WorldSBK Team	Yamaha YZF R1	11:07'27.370	<b>1'34.562</b>	-0.072	173,372
66	T. SYKES	GBR	Kawasaki Racing Team	Kawasaki ZX-10R	11:07'32.444	<b>1'34.421</b>	-0.141	173,631
66	T. SYKES	GBR	Kawasaki Racing Team	Kawasaki ZX-10R	11:10'41.397	<b>1'34.304</b>	-0.117	173,846
60	M. VAN DER MARK	NED	Honda World Superbike Team	Honda CBR1000RR SP	11:14'25.989	<b>1'34.188</b>	-0.116	174,060

 13/03/2016  
 Start 11:00  
 End 11:17

The results are provisional until the end of the time limit for protests and appeals and the completion of the technical checks.

FCR PERDIA TIMING





Buriram 4.554 m

**Thai Round, 11-12-13 March 2016**
**World Superbike - Best Sector & Speed Warm-Up**
**Best Lap**

1	60 M. VAN DER MARK	Honda CBR1000RR SP	1'34.188
2	66 T. SYKES	Kawasaki ZX-10R	1'34.304
3	1 J. REA	Kawasaki ZX-10R	1'34.414
4	50 S. GUINTOLI	Yamaha YZF R1	1'34.562
5	69 N. HAYDEN	Honda CBR1000RR SP	1'34.631
6	22 A. LOWES	Yamaha YZF R1	1'34.757
7	7 C. DAVIES	Ducati 1199 Panigale R	1'34.758
8	15 A. DE ANGELIS	Aprilia RSV4 RF	1'34.877
9	12 X. FORÉS	Ducati 1199 Panigale R	1'34.918
10	81 J. TORRES	BMW S1000 RR	1'35.016
11	17 K. ABRAHAM	BMW S1000 RR	1'35.144
12	34 D. GIUGLIANO	Ducati 1199 Panigale R	1'35.174
13	32 L. SAVADORI	Aprilia RSV4 RF	1'35.228
14	21 M. REITERBERGER	BMW S1000 RR	1'35.392
15	2 L. CAMIER	MV Austa 1000 F4	1'35.747
16	40 R. RAMOS	Kawasaki ZX-10R	1'35.886
17	25 J. BROOKES	BMW S1000 RR	1'35.897
18	20 S. BARRIER	Kawasaki ZX-10R	1'36.237
19	11 S. AL SULAITI	Kawasaki ZX-10R	1'37.085
20	151 M. BAIOTTO	Ducati 1199 Panigale R	1'37.205
21	14 A. NAKCHAROENSRI	Yamaha YZF R1	1'37.621
22	56 P. SEBESTYÉN	Yamaha YZF R1	1'37.728
23	9 D. SCHMITTER	Kawasaki ZX-10R	1'37.916
24	10 I. TÓTH	Yamaha YZF R1	1'39.085
25	19 S. KAEWJATURAPORN	Kawasaki ZX-10R	1'39.990

**Top Speeds**

1	15 A. DE ANGELIS	Aprilia RSV4 RF	304.2
2	32 L. SAVADORI	Aprilia RSV4 RF	303.4
3	17 K. ABRAHAM	BMW S1000 RR	301.7
4	60 M. VAN DER MARK	Honda CBR1000RR SP	301.7
5	7 C. DAVIES	Ducati 1199 Panigale R	300.8
6	50 S. GUINTOLI	Yamaha YZF R1	300.8
7	66 T. SYKES	Kawasaki ZX-10R	300.8
8	81 J. TORRES	BMW S1000 RR	300.8
9	21 M. REITERBERGER	BMW S1000 RR	300.8
10	1 J. REA	Kawasaki ZX-10R	300.8
11	69 N. HAYDEN	Honda CBR1000RR SP	298.3
12	40 R. RAMOS	Kawasaki ZX-10R	298.3
13	25 J. BROOKES	BMW S1000 RR	297.5
14	22 A. LOWES	Yamaha YZF R1	296.7
15	20 S. BARRIER	Kawasaki ZX-10R	296.7
16	34 D. GIUGLIANO	Ducati 1199 Panigale R	296.7
17	12 X. FORÉS	Ducati 1199 Panigale R	295.9
18	2 L. CAMIER	MV Austa 1000 F4	293.5
19	10 I. TÓTH	Yamaha YZF R1	291.1
20	11 S. AL SULAITI	Kawasaki ZX-10R	289.5
21	56 P. SEBESTYÉN	Yamaha YZF R1	289.5
22	151 M. BAIOTTO	Ducati 1199 Panigale R	288.8
23	9 D. SCHMITTER	Kawasaki ZX-10R	288.0
24	14 A. NAKCHAROENSRI	Yamaha YZF R1	287.2
25	19 S. KAEWJATURAPORN	Kawasaki ZX-10R	287.2

**Seg. 1**

1	1 J. REA	19.607
2	7 C. DAVIES	19.614
3	66 T. SYKES	19.618
4	15 A. DE ANGELIS	19.641
5	32 L. SAVADORI	19.650
6	17 K. ABRAHAM	19.659
7	50 S. GUINTOLI	19.702
8	69 N. HAYDEN	19.740
9	12 X. FORÉS	19.741
10	22 A. LOWES	19.747
11	60 M. VAN DER MARK	19.753
12	81 J. TORRES	19.759
13	34 D. GIUGLIANO	19.782
14	25 J. BROOKES	19.793
15	21 M. REITERBERGE	19.794
16	40 R. RAMOS	19.971
17	20 S. BARRIER	19.995
18	2 L. CAMIER	20.153
19	11 S. AL SULAITI	20.198
20	56 P. SEBESTYÉN	20.250
21	14 A. NAKCHAROENS	20.286
22	10 I. TÓTH	20.326
23	9 D. SCHMITTER	20.330
24	151 M. BAIOTTO	20.356
25	19 S. KAEWJATURAP	20.420

**Seg. 2**

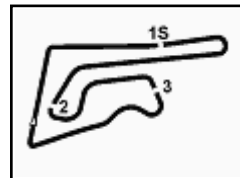
1	66 T. SYKES	27.082
2	50 S. GUINTOLI	27.182
3	60 M. VAN DER MARK	27.189
4	69 N. HAYDEN	27.241
5	1 J. REA	27.283
6	22 A. LOWES	27.292
7	81 J. TORRES	27.377
8	7 C. DAVIES	27.405
9	17 K. ABRAHAM	27.524
10	34 D. GIUGLIANO	27.552
11	21 M. REITERBERGE	27.565
12	12 X. FORÉS	27.592
13	15 A. DE ANGELIS	27.600
14	32 L. SAVADORI	27.649
15	2 L. CAMIER	27.659
16	25 J. BROOKES	27.686
17	40 R. RAMOS	27.801
18	20 S. BARRIER	27.852
19	151 M. BAIOTTO	28.202
20	9 D. SCHMITTER	28.259
21	11 S. AL SULAITI	28.295
22	14 A. NAKCHAROENS	28.407
23	56 P. SEBESTYÉN	28.614
24	10 I. TÓTH	28.756
25	19 S. KAEWJATURAP	28.977

**Seg. 3**

1	60 M. VAN DER MARK	21.782
2	2 L. CAMIER	21.887
3	50 S. GUINTOLI	21.890
4	69 N. HAYDEN	21.895
5	22 A. LOWES	21.895
6	15 A. DE ANGELIS	21.917
7	12 X. FORÉS	21.974
8	34 D. GIUGLIANO	22.011
9	1 J. REA	22.014
10	7 C. DAVIES	22.056
11	32 L. SAVADORI	22.058
12	66 T. SYKES	22.064
13	81 J. TORRES	22.066
14	17 K. ABRAHAM	22.068
15	21 M. REITERBERGE	22.172
16	25 J. BROOKES	22.189
17	40 R. RAMOS	22.313
18	20 S. BARRIER	22.359
19	11 S. AL SULAITI	22.446
20	14 A. NAKCHAROENS	22.497
21	56 P. SEBESTYÉN	22.611
22	151 M. BAIOTTO	22.643
23	9 D. SCHMITTER	22.729
24	10 I. TÓTH	23.169
25	19 S. KAEWJATURAP	23.357

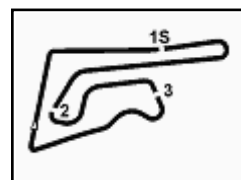
**Seg. 4**

1	60 M. VAN DER MARK	25.363
2	22 A. LOWES	25.400
3	1 J. REA	25.412
4	66 T. SYKES	25.445
5	12 X. FORÉS	25.495
6	50 S. GUINTOLI	25.517
7	7 C. DAVIES	25.521
8	69 N. HAYDEN	25.559
9	34 D. GIUGLIANO	25.577
10	81 J. TORRES	25.593
11	21 M. REITERBERGE	25.645
12	15 A. DE ANGELIS	25.682
13	32 L. SAVADORI	25.694
14	2 L. CAMIER	25.701
15	151 M. BAIOTTO	25.720
16	25 J. BROOKES	25.755
17	17 K. ABRAHAM	25.769
18	40 R. RAMOS	25.775
19	20 S. BARRIER	25.954
20	11 S. AL SULAITI	26.124
21	56 P. SEBESTYÉN	26.138
22	14 A. NAKCHAROENS	26.162
23	9 D. SCHMITTER	26.349
24	10 I. TÓTH	26.834
25	19 S. KAEWJATURAP	27.209



## Thai Round, 11-12-13 March 2016 World Superbike - Ideal Times Warm-Up

No.	Rider	Nat	Bike	Seg. 1	Seg. 2	Seg. 3	Seg. 4	Ideal Time		
				Diff. 1	Diff. 2	Diff. 3	Diff. 4	Best Lap	Pos.	Diff.
1	<b>60 M. VAN DER MARK</b>	NED	Honda CBR1000RR SP	19.753	27.189	<b>21.782</b>	<b>25.363</b>	<b>1'34.087</b>		
							0.101	1'34.188	1	0.101
2	<b>66 T. SYKES</b>	GBR	Kawasaki ZX-10R	19.618	<b>27.082</b>	22.064	25.445	<b>1'34.209</b>		
				0.043		0.045	0.007	1'34.304	2	0.095
3	<b>50 S. GUINTOLI</b>	FRA	Yamaha YZF R1	19.702	27.182	21.890	25.517	<b>1'34.291</b>		
				0.005	0.217	0.049		1'34.562	4	0.271
4	<b>1 J. REA</b>	GBR	Kawasaki ZX-10R	<b>19.607</b>	27.283	22.014	25.412	<b>1'34.316</b>		
				0.072	0.026			1'34.414	3	0.098
5	<b>22 A. LOWES</b>	GBR	Yamaha YZF R1	19.747	27.292	21.895	25.400	<b>1'34.334</b>		
				0.092	0.199		0.132	1'34.757	6	0.423
6	<b>69 N. HAYDEN</b>	USA	Honda CBR1000RR SP	19.740	27.241	21.895	25.559	<b>1'34.435</b>		
				0.051	0.049		0.096	1'34.631	5	0.196
7	<b>7 C. DAVIES</b>	GBR	Ducati 1199 Panigale R	19.614	27.405	22.056	25.521	<b>1'34.596</b>		
				0.145	0.017			1'34.758	7	0.162
8	<b>81 J. TORRES</b>	ESP	BMW S1000 RR	19.759	27.377	22.066	25.593	<b>1'34.795</b>		
					0.180		0.041	1'35.016	10	0.221
9	<b>12 X. FORÉS</b>	ESP	Ducati 1199 Panigale R	19.741	27.592	21.974	25.495	<b>1'34.802</b>		
				0.054			0.062	1'34.918	9	0.116
10	<b>15 A. DE ANGELIS</b>	RSM	Aprilia RSV4 RF	19.641	27.600	21.917	25.682	<b>1'34.840</b>		
							0.037	1'34.877	8	0.037
11	<b>34 D. GIUGLIANO</b>	ITA	Ducati 1199 Panigale R	19.782	27.552	22.011	25.577	<b>1'34.922</b>		
				0.004	0.150	0.091	0.007	1'35.174	12	0.252
12	<b>17 K. ABRAHAM</b>	CZE	BMW S1000 RR	19.659	27.524	22.068	25.769	<b>1'35.020</b>		
					0.124			1'35.144	11	0.124
13	<b>32 L. SAVADORI</b>	ITA	Aprilia RSV4 RF	19.650	27.649	22.058	25.694	<b>1'35.051</b>		
				0.065	0.107		0.005	1'35.228	13	0.177
14	<b>21 M. REITERBERGER</b>	GER	BMW S1000 RR	19.794	27.565	22.172	25.645	<b>1'35.176</b>		
				0.001		0.100	0.115	1'35.392	14	0.216
15	<b>2 L. CAMIER</b>	GBR	MV Agusta 1000 F4	20.153	27.659	21.887	25.701	<b>1'35.400</b>		
				0.212	0.037	0.098		1'35.747	15	0.347
16	<b>25 J. BROOKES</b>	AUS	BMW S1000 RR	19.793	27.686	22.189	25.755	<b>1'35.423</b>		
					0.474			1'35.897	17	0.474
17	<b>40 R. RAMOS</b>	ESP	Kawasaki ZX-10R	19.971	27.801	22.313	25.775	<b>1'35.860</b>		
					0.026			1'35.886	16	0.026
18	<b>20 S. BARRIER</b>	FRA	Kawasaki ZX-10R	19.995	27.852	22.359	25.954	<b>1'36.160</b>		
					0.077			1'36.237	18	0.077
19	<b>151 M. BAIOTTO</b>	ITA	Ducati 1199 Panigale R	20.356	28.202	22.643	25.720	<b>1'36.921</b>		
				0.036	0.097	0.151		1'37.205	20	0.284
20	<b>11 S. AL SULAITI</b>	QAT	Kawasaki ZX-10R	20.198	28.295	22.446	26.124	<b>1'37.063</b>		
						0.022		1'37.085	19	0.022
21	<b>14 A. NAKCHAROENSRI</b>	THA	Yamaha YZF R1	20.286	28.407	22.497	26.162	<b>1'37.352</b>		
					0.269			1'37.621	21	0.269
22	<b>56 P. SEBESTYÉN</b>	HUN	Yamaha YZF R1	20.250	28.614	22.611	26.138	<b>1'37.613</b>		
					0.088	0.027		1'37.728	22	0.115
23	<b>9 D. SCHMITTER</b>	SUI	Kawasaki ZX-10R	20.330	28.259	22.729	26.349	<b>1'37.667</b>		
				0.158	0.091			1'37.916	23	0.249
24	<b>10 I. TÓTH</b>	HUN	Yamaha YZF R1	20.326	28.756	23.169	26.834	<b>1'39.085</b>		
								1'39.085	24	0.000
25	<b>19 S. KAEWJATURAPORN</b>	THA	Kawasaki ZX-10R	20.420	28.977	23.357	27.209	<b>1'39.963</b>		
							0.027	1'39.990	25	0.027
<b>Overall Ideal Time</b>				19.607	27.082	21.782	25.363	<b>1'33.834</b>		


**1° 60 M. VAN DER MARK (1'34.188)**

Lap	Seq. 1	Seq. 2	Seq. 3	Seq. 4	Lap Time	km/h	Local Time
		31.375	23.442	26.281			11:02:44.918
1	19.920	27.646	22.056	25.415	1'35.037	293.5	11:04:19.955
2	19.902	27.393	21.923	28.627	1'37.845 P	294.3	11:05:57.800
3	4'04.180	27.913	21.984	25.487	5'19.564 P	285.7	11:11:17.364
4	19.916	27.282	21.876	<b>25.363</b>	1'34.437	292.7	11:12:51.801
5	<b>19.753</b>	<b>27.189</b>	<b>21.782</b>	25.464	<b>1'34.188</b>	298.3	11:14:25.989
6	19.761	27.365	22.422	25.393	1'34.941	<b>301.7</b>	11:16:00.930

**2° 66 T. SYKES (1'34.304)**

Lap	Seq. 1	Seq. 2	Seq. 3	Seq. 4	Lap Time	km/h	Local Time
		30.600	23.754	26.088			11:04:11.652
1	19.822	27.798	25.221	28.896	1'41.737	295.9	11:04:23.389
2	19.692	27.227	22.270	<b>25.445</b>	1'34.634	295.9	11:05:58.023
3	19.668	27.163	22.106	25.484	1'34.421	297.5	11:07:32.444
4	19.711	27.218	<b>22.064</b>	25.656	1'34.649	293.5	11:09:07.093
5	19.661	<b>27.082</b>	22.109	25.452	<b>1'34.304</b>	297.5	11:10:41.397
6	19.639	27.356	22.633	25.697	1'35.325	<b>300.8</b>	11:12:16.722

**3° 1 J. REA (1'34.414)**

Lap	Seq. 1	Seq. 2	Seq. 3	Seq. 4	Lap Time	km/h	Local Time
		29.200	22.835	25.721		270.7	11:01:40.943
1	19.891	29.239	22.281	25.621	1'37.032	297.5	11:03:17.975
2	19.730	27.450	22.158	25.602	1'34.940	299.2	11:04:52.915
3	19.632	27.653	22.282	25.454	1'35.021	299.2	11:06:27.936
4	<b>19.607</b>	27.293	22.148	25.520	1'34.568	297.5	11:08:02.504
5	19.685	27.367	22.214	25.434	1'34.700	297.5	11:09:37.204
6	19.679	27.309	<b>22.014</b>	<b>25.412</b>	<b>1'34.414</b>	297.5	11:11:11.618
7	19.701	27.359	22.132	25.433	1'34.625	298.3	11:12:46.243
8	19.624	27.401	22.052	25.437	1'34.514	298.3	11:14:20.757
9	19.636	<b>27.283</b>	22.026	25.520	1'34.465	<b>300.8</b>	11:15:55.222

**4° 50 S. GUINTOLI (1'34.562)**

Lap	Seq. 1	Seq. 2	Seq. 3	Seq. 4	Lap Time	km/h	Local Time
		31.406	23.107	25.985			11:02:42.943
1	19.899	27.489	<b>21.890</b>	25.710	1'34.988	295.9	11:04:17.931
2	19.745	27.506	21.997	25.629	1'34.877	294.3	11:05:52.808
3	19.707	27.399	21.939	<b>25.517</b>	<b>1'34.562</b>	295.9	11:07:27.370
4	19.704	27.518	21.954	25.699	1'34.875	297.6	11:09:02.245
5	19.813	27.531	22.527	25.709	1'35.580	<b>300.8</b>	11:10:37.825
6	19.836	28.825	22.180	25.553	1'36.394	297.5	11:12:14.219
7	19.770	<b>27.182</b>	21.921	25.690	1'34.563	299.2	11:13:48.782
8	<b>19.702</b>	27.258	21.937	25.672	1'34.569	298.3	11:15:23.351

**5° 69 N. HAYDEN (1'34.631)**

Lap	Seq. 1	Seq. 2	Seq. 3	Seq. 4	Lap Time	km/h	Local Time
		30.415	23.089	26.418		251.7	11:01:44.706
1	20.415	28.012	22.432	26.009	1'36.868	292.7	11:03:21.574
2	20.063	27.456	22.179	25.646	1'35.344	294.3	11:04:56.918
3	19.863	27.368	21.944	25.680	1'34.855	294.3	11:06:31.773
4	19.897	27.520	21.946	25.686	1'35.049	295.1	11:08:06.822
5	19.791	27.290	<b>21.895</b>	25.655	<b>1'34.631</b>	294.3	11:09:41.453
6	19.982	<b>27.241</b>	21.951	<b>25.559</b>	1'34.733	293.5	11:11:16.186
7	<b>19.740</b>	27.320	22.088	25.660	1'34.808	297.5	11:12:50.994
8	19.870	27.260	22.000	25.605	1'34.735	295.1	11:14:25.729
9	19.748	27.502	23.069	25.923	1'36.242	<b>298.3</b>	11:16:01.971

**6° 22 A. LOWES (1'34.757)**

Lap	Seq. 1	Seq. 2	Seq. 3	Seq. 4	Lap Time	km/h	Local Time
		30.756	30.695	26.606		278.4	11:02:15.125
1	20.302	27.782	22.558	25.649	1'36.291	295.1	11:03:51.416
2	19.879	27.770	22.045	25.526	1'35.220	294.3	11:05:26.636
3	20.068	27.425	21.995	<b>25.400</b>	1'34.888	<b>296.7</b>	11:07:01.524
4	<b>19.747</b>	<b>27.292</b>	28.202	32.996	1'48.237 P	293.5	11:08:49.761
5	3'02.127	28.267	22.404	25.679	4'18.477 P	288.0	11:13:08.238
6	19.839	27.491	<b>21.895</b>	25.532	<b>1'34.757</b>	293.5	11:14:42.995
7	19.868	27.611	21.959	25.535	1'34.973	294.3	11:16:17.968

**7° 7 C. DAVIES (1'34.758)**

Lap	Seq. 1	Seq. 2	Seq. 3	Seq. 4	Lap Time	km/h	Local Time
		30.360	23.392	25.954		274.1	11:02:12.037
1	19.759	27.422	<b>22.056</b>	<b>25.521</b>	<b>1'34.758</b>	297.5	11:03:46.795
2	19.886	27.978	22.394	25.792	1'36.050	299.2	11:05:22.845
3	<b>19.614</b>	<b>27.405</b>	22.298	29.860	1'39.177 P	<b>300.8</b>	11:07:02.022

**8° 15 A. DE ANGELIS (1'34.877)**

Lap	Seq. 1	Seq. 2	Seq. 3	Seq. 4	Lap Time	km/h	Local Time
		35.567	26.030	29.531		255.3	11:01:55.198
1	22.117	33.721	23.009	26.738	1'45.585	285.7	11:03:40.783
2	19.783	28.315	22.461	26.413	1'36.972	285.7	11:05:17.755
3	19.687	27.799	22.025	<b>25.682</b>	1'35.193	295.1	11:06:52.948
4	<b>19.641</b>	<b>27.600</b>	<b>21.917</b>	<b>25.719</b>	<b>1'34.877</b>	<b>304.2</b>	11:08:27.825
5	25.933	32.386	27.614	33.656	1'59.589 P		11:10:27.414

**9° 12 X. FORÉS (1'34.918)**

Lap	Seq. 1	Seq. 2	Seq. 3	Seq. 4	Lap Time	km/h	Local Time
		30.365	23.516	26.447		255.9	11:02:08.289
1	19.977	30.244	23.323	25.724	1'39.268	295.1	11:03:47.557
2	19.897	33.695	22.309	<b>25.495</b>	1'41.396	295.1	11:05:28.953
3	<b>19.741</b>	<b>27.746</b>	22.169	25.582	1'35.238	295.1	11:07:04.191
4	19.795	<b>27.592</b>	<b>21.974</b>	25.557	<b>1'34.918</b>	291.9	11:08:39.109
5	23.719	33.192	27.549	26.285	1'50.745		11:10:29.854
6	19.779	27.790	22.124	25.578	1'35.271	<b>295.9</b>	11:12:05.125
7	19.919	40.352	28.855	32.951	2'02.077 P	292.7	11:14:07.202

**10° 81 J. TORRES (1'35.016)**

Lap	Seq. 1	Seq. 2	Seq. 3	Seq. 4	Lap Time	km/h	Local Time
		34.731	25.335	26.605		273.4	11:01:19.358
1	20.025	27.906	22.245	25.742	1'35.918	299.2	11:11:55.276
2	<b>19.759</b>	27.557	<b>22.066</b>	25.634	<b>1'35.016</b>	<b>300.8</b>	11:13:30.292
3	19.787	<b>27.377</b>	22.262	<b>25.593</b>	1'35.019	<b>300.8</b>	11:15:05.311

**11° 17 K. ABRAHAM (1'35.144)**

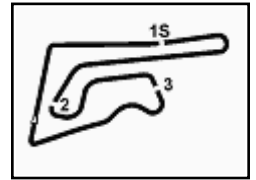
Lap	Seq. 1	Seq. 2	Seq. 3	Seq. 4	Lap Time	km/h	Local Time
		33.405	25.687	30.777			11:01:58.282
1	20.713	29.030	23.488	30.395	1'43.626	288.0	11:03:41.908
2	<b>19.659</b>	27.718	22.266	26.706	1'36.349	<b>301.7</b>	11:05:18.257
3	20.012	28.918	22.795	30.588	1'42.313 P	277.6	11:07:00.570
4	2'46.237	31.143	25.396	28.894	4'11.670 P	274.8	11:11:12.240
5	19.797	27.590	22.513	25.965	1'35.865	297.5	11:12:48.105
6	19.718	<b>27.524</b>	22.185	25.821	1'35.248	298.3	11:14:23.353
7	<b>19.659</b>	27.648	<b>22.068</b>	<b>25.769</b>	<b>1'35.144</b>	300.0	11:15:58.497

**12° 34 D. GIUGLIANO (1'35.174)**

Lap	Seq. 1	Seq. 2	Seq. 3	Seq. 4	Lap Time	km/h	Local Time
		32.882	22.714	25.939		275.5	11:02:02.588
1	19.818	28.495	22.536	26.492	1'37.341	295.1	11:03:39.929
2	19.900	27.724	22.747	25.762	1'36.133	<b>296.7</b>	11:05:16.062
3	20.066	27.628	22.017	25.646	1'35.357	291.9	11:06:51.419
4	19.942	<b>27.552</b>	22.353	25.774	1'35.621	291.9	11:08:27.040
5	29.408	40.840	23.016	26.174	1'59.438		11:10:26.478
6	19.786	27.702	22.102	25.584	<b>1'35.174</b>	295.1	11:12:01.652
7	<b>19.782</b>	27.762	<b>22.011</b>	26.001	1'35.556	293.5	11:13:37.208
8	19.898	27.723	22.206	<b>25.577</b>	1'35.404	291.9	11:15:12.612

**13° 32 L. SAVADORI (1'35.228)**

Lap	Seq. 1	Seq. 2	Seq. 3	Seq. 4	Lap Time	km/h	Local Time
		35.765	31.489	31.1			



## Thai Round, 11-12-13 March 2016 World Superbike - Chronological Analysis Warm-Up

5	20.224	27.822	22.175	26.073	1'36.294	285.0	11:10'07.848
6	22.648	32.621	24.253	29.017	1'48.539		11:11'56.387
7	20.182	27.791	28.527	25.830	1'42.330	285.0	11:13'38.717
8	20.198	<b>27.659</b>	22.338	25.961	1'36.156	285.0	11:15'14.873

16° 40 R. RAMOS (1'35.886)							
Lap	Seq. 1	Seq. 2	Seq. 3	Seq. 4	Lap Time	km/h	Local Time
		33.289	23.719	26.976	255.3	11:03'45.024	
1	20.203	28.166	22.461	25.884	1'36.714	<b>298.3</b>	11:05'21.738
2	20.074	<b>27.801</b>	22.399	26.078	1'36.352	293.5	11:06'58.090
3	20.006	27.923	22.560	30.739	1'41.228 P	289.5	11:08'39.318
4	2'29.909	28.113	23.799	30.877	3'52.698 P	282.7	11:12'32.016
5	19.980	29.126	22.415	25.933	1'37.454	290.3	11:14'09.470
6	<b>19.971</b>	27.827	<b>22.313</b>	<b>25.775</b>	<b>1'35.886</b>	291.9	11:15'45.356

17° 25 J. BROOKES (1'35.897)							
Lap	Seq. 1	Seq. 2	Seq. 3	Seq. 4	Lap Time	km/h	Local Time
		34.367	26.330	29.073		11:01'57.857	
1	21.290	30.499	23.301	27.518	1'42.608	254.1	11:03'40.465
2	19.973	28.179	22.693	26.367	1'37.212	295.9	11:05'17.677
3	20.180	28.073	22.325	26.021	1'36.599	<b>297.5</b>	11:06'54.276
4	19.927	28.451	22.577	26.085	1'37.040	291.1	11:08'31.316
5	19.935	27.901	22.331	26.102	1'36.269	289.5	11:10'07.585
6	19.998	27.693	22.354	25.863	1'35.908	289.5	11:11'43.493
7	<b>19.793</b>	28.160	<b>22.189</b>	<b>25.755</b>	<b>1'35.897</b>	290.3	11:13'19.390
8	19.857	<b>27.686</b>	22.555	25.859	1'35.957	291.9	11:14'55.347
9	19.918	27.865	22.282	25.932	1'35.997	290.3	11:16'31.344

18° 20 S. BARRIER (1'36.237)							
Lap	Seq. 1	Seq. 2	Seq. 3	Seq. 4	Lap Time	km/h	Local Time
		33.505	25.809	29.156		11:02'29.329	
1	20.628	29.202	23.052	26.252	1'39.134	264.7	11:04'08.463
2	20.119	28.543	22.461	26.473	1'37.596	293.5	11:05'46.059
3	19.996			25.996	1'37.060	295.9	11:07'23.119
4	20.111	27.982	22.371	26.859	1'37.323	290.3	11:09'00.442
5	20.462	28.400	22.666	26.129	1'37.657	291.9	11:10'38.099
6	<b>19.995</b>	27.929	<b>22.359</b>	<b>25.954</b>	<b>1'36.237</b>	293.5	11:12'14.336
7	20.024	<b>27.852</b>	22.498	25.977	1'36.351	295.9	11:13'50.687
8	20.075	28.263	22.550	29.869	1'40.757	<b>296.7</b>	11:15'31.444

19° 11 S. AL SULAITI (1'37.085)							
Lap	Seq. 1	Seq. 2	Seq. 3	Seq. 4	Lap Time	km/h	Local Time
		31.313	23.981	27.785		11:02'29.055	
1	20.473	29.189	22.914	26.450	1'39.026	281.3	11:04'08.081
2	20.324	28.543	22.553	26.205	1'37.625	284.2	11:05'45.706
3	20.277	29.424	23.148	26.381	1'39.230	282.7	11:07'24.936
4	20.232	28.667	<b>22.446</b>	26.354	1'37.699	282.7	11:09'02.635
5	<b>20.198</b>	<b>28.295</b>	22.468	<b>26.124</b>	<b>1'37.085</b>	<b>289.5</b>	11:10'39.720
6	20.281	39.097	22.852	27.366	1'49.596	286.5	11:12'29.316
7	20.318	28.368	22.796	26.246	1'37.728	285.7	11:14'07.044
8	20.258	28.530	22.504	26.306	1'37.598	285.7	11:15'44.642

20° 151 M. BAIOTTO (1'37.205)							
Lap	Seq. 1	Seq. 2	Seq. 3	Seq. 4	Lap Time	km/h	Local Time
		39.221	25.688	30.665		11:02'36.643	
1	6'36.191			26.921	8'09.003 P		11:10'45.646
2	20.496	28.604	22.834	25.915	1'37.849	<b>288.8</b>	11:12'23.495
3	20.392	28.299	22.794	<b>25.720</b>	<b>1'37.205</b>	285.7	11:14'00.700
4	<b>20.356</b>	<b>28.202</b>	<b>22.643</b>	29.416	1'40.617	285.7	11:15'41.317

21° 14 A. NAKCHAROENSRI (1'37.621)							
Lap	Seq. 1	Seq. 2	Seq. 3	Seq. 4	Lap Time	km/h	Local Time
		32.163	24.258	27.517		11:01'49.607	
1	20.579	29.262	22.837	32.040	1'44.718	278.4	11:03'34.325
2	20.741	31.996	23.188	26.536	1'42.461	276.9	11:05'16.786
3	20.366	28.418	23.170	26.518	1'38.472	285.0	11:06'55.258
4	20.316	30.444	22.734	26.433	1'39.927	285.0	11:08'35.185
5	20.348	30.032	29.057	27.314	1'46.751	280.5	11:10'21.936
6	<b>20.286</b>	28.676	<b>22.497</b>	<b>26.162</b>	<b>1'37.621</b>	<b>287.2</b>	11:11'59.557
7	20.367	28.455	22.635	26.467	1'37.924	282.0	11:13'37.481
8	20.298	<b>28.407</b>	22.575	26.420	1'37.700	285.7	11:15'15.181

22° 56 P. SEBESTYÉN (1'37.728)							
Lap	Seq. 1	Seq. 2	Seq. 3	Seq. 4	Lap Time	km/h	Local Time
		33.655	26.016	33.584		11:01'59.461	
1	20.612	29.285	23.200	32.287	1'45.384	286.5	11:03'44.845
2	20.325	28.862	22.919	26.605	1'38.711	288.8	11:05'23.556
3	20.326	33.671	24.913	27.887	1'46.797	286.5	11:07'10.353

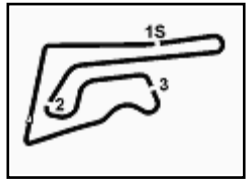
4	20.448	28.752	22.788	33.482	1'45.470	284.2	11:08'55.823
5	20.406	29.350	22.918	26.391	1'39.065	287.2	11:10'34.888
6	20.374	28.711	<b>22.611</b>	26.192	1'37.888	285.0	11:12'12.776
7	20.347	<b>28.614</b>	22.724	26.489	1'38.174	285.0	11:13'50.950
8	<b>20.250</b>	28.702	22.638	<b>26.138</b>	<b>1'37.728</b>	<b>289.5</b>	11:15'28.678

23° 9 D. SCHMITTER (1'37.916)							
Lap	Seq. 1	Seq. 2	Seq. 3	Seq. 4	Lap Time	km/h	Local Time
		32.588	25.719	31.168		259.0	11:01'58.507
1	20.825	29.440	23.287	30.840	1'44.392	285.0	11:03'42.899
2	20.362	28.667	22.992	26.573	1'38.594	286.5	11:05'21.493
3	<b>20.330</b>	28.375	22.962	26.407	1'38.074	<b>288.0</b>	11:06'59.567
4	20.340	28.317	23.229	26.426	1'38.312	286.5	11:08'37.879
5	20.459	28.607	27.503	27.185	1'43.754	285.0	11:10'21.633
6	20.391	<b>28.259</b>	29.097	27.130	1'44.877	285.7	11:12'06.510
7	20.356	28.297	23.027	26.516	1'38.196	285.7	11:13'44.706
8	20.488	28.350	<b>22.729</b>	<b>26.349</b>	<b>1'37.916</b>	285.0	11:15'22.622

24° 10 I. TÓTH (1'39.085)							
Lap	Seq. 1	Seq. 2	Seq. 3	Seq. 4	Lap Time	km/h	Local Time
		33.763	26.017	29.228		11:01'57.397	
1	21.165	30.635	27.473	29.623	1'48.896	279.1	11:03'46.293
2	20.808	32.933	25.228	28.508	1'47.477	280.5	11:05'33.770
3	20.711	29.220	23.377	27.203	1'40.511	286.5	11:07'14.281
4	20.667	29.089	23.281	27.181	1'40.218	285.0	11:08'54.499
5	21.239	31.338	29.950	29.695	1'52.222	279.1	11:10'46.721
6	20.441	28.886	23.380	26.964	1'39.671	287.2	11:12'26.392
7	21.214	30.974	23.519	28.391	1'44.098	282.7	11:14'10.490
8	<b>20.326</b>	<b>28.756</b>	<b>23.169</b>	<b>26.834</b>	<b>1'39.085</b>	<b>291.1</b>	11:15'49.575

25° 19 S. KAEWJATURAPORN (1'39.990)							
Lap	Seq. 1	Seq. 2	Seq. 3	Seq. 4	Lap Time	km/h	Local Time
		31.928	25.895	28.777		264.1	11:01'54.908
1	20.936	29.588	23.996	27.582	1'42.102	283.5	11:03'37.010
2	20.669	27.243	23.823	27.533	1'49.268	<b>287.2</b>	11:05'26.278
3	20.555	29.389	23.597	27.305	1'40.846	286.5	11:07'07.124
4	20.740	29.112	23.857	27.482	1'41.191	284.2	11:08'48.315
5	20.797	29.269	23.411	<b>27.209</b>	1'40.686	284.2	11:10'29.001
6	20.636	29.085	23.456	27.374	1'40.551	283.5	11:12'09.552
7	<b>20.420</b>	<b>28.977</b>	<b>23.357</b>	27.236	<b>1'39.990</b>	285.7	11:13'49.542
8	20.873	29.988	24.708	35.658	1'51.227 P	<b>287.2</b>	11:15'40.769

P = Pits In/Out - C = Lap-Time Cancelled

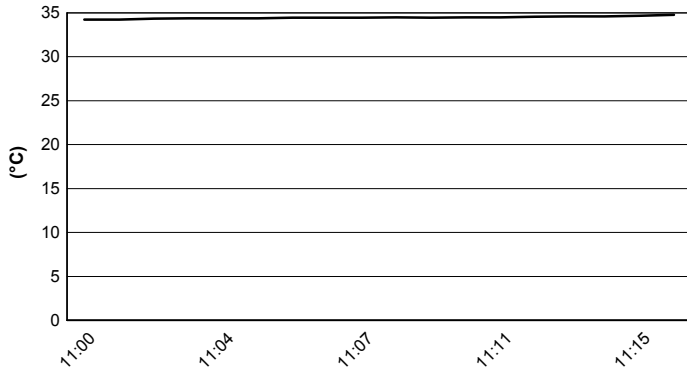


Buriram 4.554 m


## Thai Round, 11-12-13 March 2016 World Superbike - Weather Report Warm-Up

Session started 11:00      Session ended 11:17

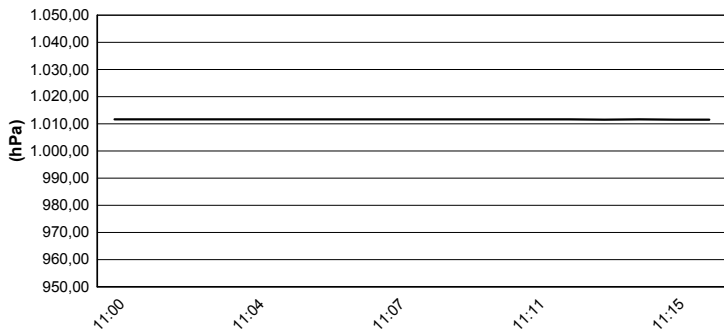
### Air Temperature




### Track Temperature



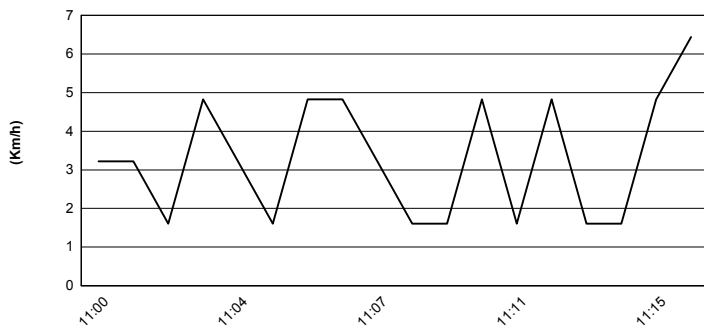
### Air Pressure



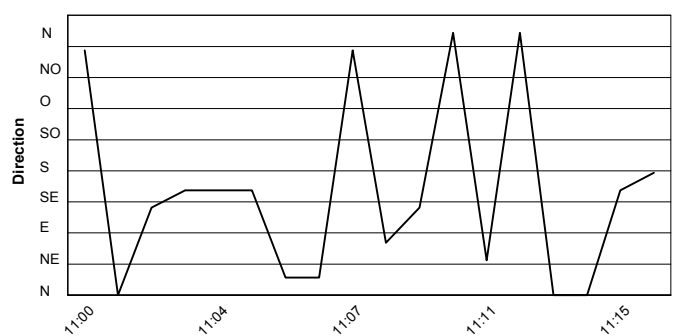
### Humidity

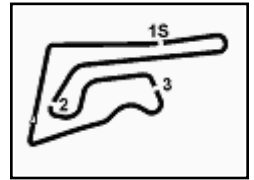


### Wind Speed



### Wind Direction





Buriram 4.554 m

**Thai Round, 11-12-13 March 2016**  
**World Superbike - Starting Grid - Race 2**  
20 Laps x 4,554 km = 91,080 km



1	60 <b>VAN DER MARK M.</b> Honda 1'33.452 SP2	2	66 <b>SYKES T.</b> Kawasaki 1'33.671 SP2	3	1 <b>REA J.</b> Kawasaki 1'33.671 SP2
2	7 <b>DAVIES C.</b> Ducati 1'33.844 SP2	5	50 <b>GUINTOLI S.</b> Yamaha 1'33.866 SP2	6	34 <b>GIUGLIANO D.</b> Ducati 1'33.983 SP2
3	22 <b>LOWES A.</b> Yamaha 1'34.371 SP2	8	69 <b>HAYDEN N.</b> Honda 1'34.416 SP2	9	21 <b>REITERBERGER M.</b> BMW 1'34.796 SP2
4	81 <b>TORRES J.</b> BMW 1'34.859 SP2	11	17 <b>ABRAHAM K.</b> BMW 1'34.958 SP2	12	151 <b>BAIOCCO M.</b> Ducati 1'35.513 SP2
5	25 <b>BROOKES J.</b> BMW 1'35.207 SP1	14	2 <b>CAMIER L.</b> MV Agusta 1'35.288 SP1	15	40 <b>RAMOS R.</b> Kawasaki 1'35.605 SP1
6	12 <b>FORÉS X.</b> Ducati 1'35.686 SP1	17	20 <b>BARRIER S.</b> Kawasaki 1'35.699 SP1	18	32 <b>SAVADORI L.</b> Aprilia 1'35.771 SP1
7	15 <b>DE ANGELIS A.</b> Aprilia 1'35.794 SP1	20	11 <b>AL SULAITI S.</b> Kawasaki 1'37.179 SP1	21	14 <b>NAKCHAROENSRI A.</b> Yamaha 1'37.416 SP1
8	9 <b>SCHMITTER D.</b> Kawasaki 1'38.150 SP1	23	10 <b>TÓTH I.</b> Yamaha 1'39.091 SP1	24	19 <b>KAEWJATURAPORN S.</b> Kawasaki 1'41.373 SP1
9	56 <b>SEBESTYÉN P.</b> Yamaha 1'37.757 SP1				
10					

N. 56 (Sebestyen P.) has been penalized according to art. 1.21.1 and 1.23.1 to drop 3 grid positions

Jury President .....

..... Race Director

FCR PERDIA TINING

