

## Thai Round, 11-12-13 March 2016

### World Supersport - Results Race

Laps 17 = 77,418 Km - Time Of Race 28'09.359 - Avg. 164,977 km/h

Pos	Race	Grid	No.	Rider	Nat	Team	Bike	LL	Gap	Fastest Lap	Speed	Qualifying		Ranking		
												Time	Speed	R	Tot	Pos
1	1	16	J.	CLUZEL	FRA	MV Agusta Reparto Corse	MV Agusta F3 675	17		1'38.908	264,7	1'38.383	264,7	25	25	3
2	3	1	K.	SOFUOGLU	TUR	Kawasaki Puccetti Racing	Kawasaki ZX-6R	17	0.812	1'38.713	264,7	1'38.612	257,8	20	20	4
3	4	2	P.	JACOBSEN	USA	Honda World Supersport Team	Honda CBR600RR	17	0.956	1'38.853	263,4	1'38.685	262,1	16	27	2
4	2	21	R.	KRUMMENACHER	SUI	Kawasaki Puccetti Racing	Kawasaki ZX-6R	17	1.237	1'38.846	267,3	1'38.477	262,8	13	38	1
5	6	111	K.	SMITH	GBR	CIA Landlord Insurance Honda	Honda CBR600RR	17	3.644	1'38.618	266,0	1'38.863	260,2	11	11	12
6	5	25	A.	BALDOLINI	ITA	Race Department ATK#25	MV Agusta F3 675	17	8.846	1'39.347	261,5	1'38.843	260,9	10	20	6
7	13	63	Z.	KHAIRUDDIN	MAS	Orelac Racing VerdNatura	Kawasaki ZX-6R	17	11.457	1'39.093	266,0	1'39.641	262,8	9	12	11
8	16	87	L.	ZANETTI	ITA	MV Agusta Reparto Corse	MV Agusta F3 675	17	11.692	1'39.321	268,7	1'39.828	260,2	8	8	13
9	9	4	G.	REA	GBR	GRT Racing Team	MV Agusta F3 675	17	11.720	1'39.486	262,1	1'39.324	258,4	7	16	8
10	17	69	O.	JEZEK	CZE	Team GoEleven	Kawasaki ZX-6R	17	20.695	1'39.517	264,1	1'39.930	261,5	6	14	9
11	14	24	D.	KRAISART	THA	Yamaha Thailand Racing Team	Yamaha YZF R6	17	22.087	1'39.958	260,9	1'39.661	260,2	5	5	17
12	11	19	K.	WAHR	GER	Gemar Balloons - Team Lorini	Honda CBR600RR	17	25.583	1'39.737	263,4	1'39.423	265,4	4	4	19
13	18	68	G.	SCOTT	AUS	Gemar Balloons - Team Lorini	Honda CBR600RR	17	26.243	1'39.711	266,7	1'39.932	264,1	3	7	16
14	10	81	L.	STAPLEFORD	GBR	CIA Landlord Insurance Profile Hond	Honda CBR600RR	17	27.193	1'39.923	259,0	1'39.361	256,5	2	2	20
15	21	41	A.	WAGNER	AUS	GRT Racing Team	MV Agusta F3 675	17	31.393	1'39.833	260,2	1'40.725	252,9	1	7	15
16	20	11	C.	GAMARINO	ITA	Team GoEleven	Kawasaki ZX-6R	17	34.357	1'40.291	262,8	1'40.672	261,5		13	10
17	15	64	F.	CARICASULO	ITA	Bardahl Evan Bros. Honda Racing	Honda CBR600RR	17	38.101	1'40.131	261,5	1'39.809	260,2		20	5
18	23	44	R.	ROLFO	ITA	Team Factory Vamag	MV Agusta F3 675	17	40.696	1'40.926	259,6	1'41.326	253,5		7	14
19	22	10	N.	CALERO	ESP	Orelac Racing VerdNatura	Kawasaki ZX-6R	17	54.665	1'41.400	263,4	1'41.105	264,1			
20	12	78	H.	OKUBO	JPN	CIA Landlord Insurance Honda	Honda CBR600RR	17	1'04.029	1'39.839	263,4	1'40.228	264,7			
21	24	35	S.	HILL	GBR	CIA Landlord Insurance Honda	Honda CBR600RR	17	1'09.167	1'41.770	255,9	1'41.581	257,1			
22	25	83	L.	EPIS	AUS	Response RE Racing	Kawasaki ZX-6R	17	1'16.349	1'42.512	252,3	1'42.490	255,9			
-----Not Classified-----																
RET	7	59	R.	WILAIROT	THA	A.P.Honda Racing Thailand	Honda CBR600RR	5	12 Laps	1'42.224	264,1	1'39.017	264,7			
RET	19	77	K.	RYDE	GBR	Ranieri Med - SC Racing	Yamaha YZF R6	4	13 Laps	1'40.597	266,7	1'40.059	259,6			
RET	8	88	N.	TEROL	ESP	Schmidt Racing	MV Agusta F3 675	0				1'39.167	259,0		5	18

AIR	Humidity:	40%	Temp:	36°C
TRACK	Condition:	Dry	Temp:	45°C

Fastest Lap	8° Kyle Smith	1'38.618	166,241	Km/h
Lap Record:	2015 J.Cluzel	1'37.887	167,480	Km/h
Best Lap	2015 K.Sofuoglu	1'37.345	168,420	Km/h

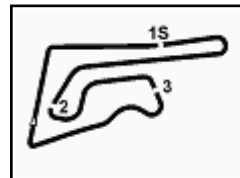
No.	Rider	From	To	Laps	Total
2	P. JACOBSEN	1	15	15	15
16	J. CLUZEL	16	17	2	2

No.	Rider	Laps
2	P. JACOBSEN	18
1	K. SOFUOGLU	5
13	A. WEST	4
16	J. CLUZEL	4
21	R. KRUMMENACHER	4

13/03/2016 Start 14:21 End 14:50

The results are provisional until the end of the time limit for protests and appeals and the completion of the technical checks.





## Thai Round, 11-12-13 March 2016

### World Supersport - Results Race

#### RACE HIGHLIGHTS

14.17.56		Warm-up Lap Start
14.21.11		Start
14.23.04		No Jump Start
14.23.31	59 Wilairot	Crashed - Turn 5
14.23.40	64 Caricasulo	On the Gravel - Turn 7 - Re-Joined
14.24.38	59 Wilairot	Re-joined
14.27.40	77 Ryde	Entered Pits
14.28.37	77 Ryde	Out
14.30.41	59 Wilairot	Entered Pits
14.30.43	88 Terol	Out
14.31.32	59 Wilairot	Out
14.38.36	78 Okubo	Crashed Rider OK - Re Joined - Turn 3
14.40.38	64 Caricasulo	Under Investigation
14.50.44		End Of Session

13/03/2016      Start      End  
 14:21      14:50

The results are provisional until the end of the time limit for protests and appeals and the completion of the technical checks.

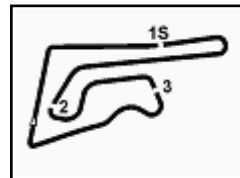
FICR PERUGIA TIMING



Official Tyre Supplier



Official Timekeeper



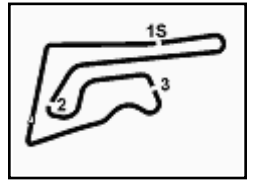
Buriram 4.554 m

1 / 3

## Thai Round, 11-12-13 March 2016 World Supersport - Lap Chart Race

Pos	Lap																
	1	2	3	4	5	6	7	8	9	10	11	12	13	14	15	16	17
1	2	2	2	2	2	2	2	2	2	2	2	2	2	2	2	16	16
2	1	1	16	16	16	16	16	16	16	16	16	16	16	16	16	1	1
3	16	16	1	1	1	1	1	1	1	1	21	21	21	1	1	2	2
4	25	21	21	21	21	21	21	21	21	21	1	1	1	21	21	21	21
5	21	25	25	25	25	25	25	25	111	111	111	111	111	111	111	111	111
6	81	24	24	63	111	111	111	111	25	25	25	25	25	25	25	25	25
7	24	4	63	111	63	63	63	63	63	63	63	63	63	63	63	63	63
8	4	63	4	24	87	4	87	87	87	87	87	87	87	87	87	87	87
9	64	111	111	87	4	87	4	4	4	4	4	4	4	4	4	4	4
10	59	87	87	4	24	24	19	19	24	24	24	24	24	24	69	69	69
11	63	81	81	81	81	68	81	24	19	19	19	19	69	69	24	24	24
12	111	77	77	68	68	69	24	81	69	69	68	69	19	68	68	68	19
13	87	68	68	69	69	81	69	69	81	68	69	68	68	19	19	19	68
14	77	69	69	19	19	19	78	78	68	78	81	81	81	81	81	81	81
15	68	41	19	41	41	78	68	68	78	81	41	41	41	41	41	41	41
16	69	19	41	78	78	11	41	41	41	41	11	11	11	11	11	11	11
17	78	78	78	11	11	41	11	11	11	11	64	64	64	64	64	64	64
18	11	11	11	44	10	44	44	64	64	64	44	44	44	44	44	44	44
19	41	10	10	77	64	64	64	44	44	44	10	10	10	10	10	10	10
20	19	44	44	10	44	10	10	10	10	10	78	78	78	78	78	78	78
21	10	83	64	64	83	83	83	83	83	83	83	35	35	35	35	35	35
22	44	64	83	83	35	35	35	35	35	35	35	83	83	83	83	83	83
23	83	35	35	35	59												
24	35	59	59	59													

Final Result		
1	<b>16 J. CLUZEL</b>	Laps 17
2	<b>1 K. SOFUOGLU</b>	0.812
3	<b>2 P. JACOBSEN</b>	0.956
4	<b>21 R. KRUMMENACHER</b>	1.237
5	<b>111 K. SMITH</b>	3.644
6	<b>25 A. BALDOLINI</b>	8.846
7	<b>63 Z. KHAIRUDDIN</b>	11.457
8	<b>87 L. ZANETTI</b>	11.692
9	<b>4 G. REA</b>	11.720
10	<b>69 O. JEZEK</b>	20.695
11	<b>24 D. KRAISART</b>	22.087
12	<b>19 K. WAHR</b>	25.583
13	<b>68 G. SCOTT</b>	26.243
14	<b>81 L. STAPLEFORD</b>	27.193
15	<b>41 A. WAGNER</b>	31.393
16	<b>11 C. GAMARINO</b>	34.357
17	<b>64 F. CARICASULO</b>	38.101
18	<b>44 R. ROLFO</b>	40.696
19	<b>10 N. CALERO</b>	54.665
20	<b>78 H. OKUBO</b>	1'04.029
21	<b>35 S. HILL</b>	1'09.167
22	<b>83 L. EPIS</b>	1'16.349
RET	<b>59 R. WILAIROT</b>	12 Laps
RET	<b>77 K. RYDE</b>	13 Laps
RET	<b>88 N. TEROL</b>	



Buriram 4.554 m

## Thai Round, 11-12-13 March 2016 World Supersport - Lap Chart Race

2 / 3

### Lap 1

1	2 P.Jacobsen (USA)	
2	1 K.Sofuoglu (TUR)	0.529
3	16 J.Cluzel (FRA)	0.892
4	25 A.Baldolini (ITA)	1.131
5	21 R.Krummenacher (SU)	1.318
6	81 L.Stapleford (GBR)	1.691
7	24 D.Kraisart (THA)	2.049
8	4 G.Rea (GBR)	2.132
9	64 F.Caricasulo (ITA)	2.460
10	59 R.Wilairot (THA)	2.586
11	63 Z.Khairuddin (MAS)	3.321
12	111 K.Smith (GBR)	3.497
13	87 L.Zanetti (ITA)	3.563
14	77 K.Ryde (GBR)	3.851
15	68 G.Scott (AUS)	3.957
16	69 O.Jezek (CZE)	4.907
17	78 H.Okubo (JPN)	5.091
18	11 C.Gamarino (ITA)	5.249
19	41 A.Wagner (AUS)	5.375
20	19 K.Wahr (GER)	5.483
21	10 N.Calero (ESP)	5.973
22	44 R.Rolfo (ITA)	6.047
23	83 L.Epis (AUS)	6.920
24	35 S.Hill (GBR)	17.597

1	2 P.Jacobsen (USA)		6	111 K.Smith (GBR)	4.083
2	16 J.Cluzel (FRA)	1.197	7	63 Z.Khairuddin (MAS)	4.369
3	1 K.Sofuoglu (TUR)	1.555	8	87 L.Zanetti (ITA)	6.177
4	21 R.Krummenacher (SU)	2.017	9	4 G.Rea (GBR)	6.345
5	25 A.Baldolini (ITA)	2.568	10	19 K.Wahr (GER)	10.440
6	63 Z.Khairuddin (MAS)	4.687	11	81 L.Stapleford (GBR)	10.654
7	111 K.Smith (GBR)	5.169	12	24 D.Kraisart (THA)	10.851
8	24 D.Kraisart (THA)	5.324	13	69 O.Jezek (CZE)	11.404
9	87 L.Zanetti (ITA)	5.648	14	78 H.Okubo (JPN)	11.591
10	4 G.Rea (GBR)	5.850	15	68 G.Scott (AUS)	11.756
11	81 L.Stapleford (GBR)	7.397	16	41 A.Wagner (AUS)	13.218
12	68 G.Scott (AUS)	7.971	17	11 C.Gamarino (ITA)	14.821
13	69 O.Jezek (CZE)	8.138	18	44 R.Rolfo (ITA)	21.131
14	19 K.Wahr (GER)	8.901	19	64 F.Caricasulo (ITA)	21.234
15	41 A.Wagner (AUS)	9.182	20	10 N.Calero (ESP)	22.225
16	78 H.Okubo (JPN)	9.648	21	83 L.Epis (AUS)	33.851
17	11 C.Gamarino (ITA)	10.231	22	35 S.Hill (GBR)	36.998
18	44 R.Rolfo (ITA)	13.812			
19	77 K.Ryde (GBR)	14.157			
20	10 N.Calero (ESP)	14.503			
21	64 F.Caricasulo (ITA)	15.392			
22	83 L.Epis (AUS)	21.881			
23	35 S.Hill (GBR)	28.151			
24	59 R.Wilairot (THA)	1'21.078			

### Lap 8

1	2 P.Jacobsen (USA)	
2	16 J.Cluzel (FRA)	0.219
3	1 K.Sofuoglu (TUR)	0.511
4	21 R.Krummenacher (SU)	0.673
5	25 A.Baldolini (ITA)	2.710
6	111 K.Smith (GBR)	3.450
7	63 Z.Khairuddin (MAS)	4.211
8	87 L.Zanetti (ITA)	6.464
9	4 G.Rea (GBR)	6.672
10	19 K.Wahr (GER)	11.634
11	24 D.Kraisart (THA)	11.811
12	81 L.Stapleford (GBR)	12.104
13	69 O.Jezek (CZE)	12.273
14	78 H.Okubo (JPN)	12.731
15	68 G.Scott (AUS)	12.966
16	41 A.Wagner (AUS)	15.840
17	11 C.Gamarino (ITA)	16.310
18	64 F.Caricasulo (ITA)	22.244
19	44 R.Rolfo (ITA)	22.806
20	10 N.Calero (ESP)	24.562
21	83 L.Epis (AUS)	38.079
22	35 S.Hill (GBR)	40.064

### Lap 9

1	2 P.Jacobsen (USA)	
2	16 J.Cluzel (FRA)	0.290
3	1 K.Sofuoglu (TUR)	0.521
4	21 R.Krummenacher (SU)	0.797
5	111 K.Smith (GBR)	3.337
6	25 A.Baldolini (ITA)	3.706
7	63 Z.Khairuddin (MAS)	4.901
8	87 L.Zanetti (ITA)	7.159
9	4 G.Rea (GBR)	7.400
10	24 D.Kraisart (THA)	12.761
11	19 K.Wahr (GER)	13.004
12	69 O.Jezek (CZE)	13.399
13	81 L.Stapleford (GBR)	14.050
14	68 G.Scott (AUS)	14.170
15	78 H.Okubo (JPN)	14.720
16	41 A.Wagner (AUS)	17.478
17	11 C.Gamarino (ITA)	18.011
18	64 F.Caricasulo (ITA)	23.340
19	44 R.Rolfo (ITA)	24.772
20	10 N.Calero (ESP)	28.414
21	83 L.Epis (AUS)	42.084
22	35 S.Hill (GBR)	42.915

### Lap 10

1	2 P.Jacobsen (USA)	
2	16 J.Cluzel (FRA)	0.409
3	1 K.Sofuoglu (TUR)	0.808
4	21 R.Krummenacher (SU)	0.967
5	111 K.Smith (GBR)	3.891
6	25 A.Baldolini (ITA)	4.754
7	63 Z.Khairuddin (MAS)	6.086
8	87 L.Zanetti (ITA)	8.107
9	4 G.Rea (GBR)	8.293
10	24 D.Kraisart (THA)	14.111
11	19 K.Wahr (GER)	14.547
12	69 O.Jezek (CZE)	15.047
13	68 G.Scott (AUS)	15.793

### Lap 5

1	2 P.Jacobsen (USA)	
2	16 J.Cluzel (FRA)	0.635
3	1 K.Sofuoglu (TUR)	0.927
4	21 R.Krummenacher (SU)	1.400
5	25 A.Baldolini (ITA)	2.498
6	111 K.Smith (GBR)	4.707
7	63 Z.Khairuddin (MAS)	4.767
8	87 L.Zanetti (ITA)	5.826
9	4 G.Rea (GBR)	5.919
10	24 D.Kraisart (THA)	6.307
11	81 L.Stapleford (GBR)	7.741
12	68 G.Scott (AUS)	8.103
13	69 O.Jezek (CZE)	8.233
14	19 K.Wahr (GER)	9.059
15	41 A.Wagner (AUS)	9.436
16	78 H.Okubo (JPN)	10.038
17	11 C.Gamarino (ITA)	11.003
18	10 N.Calero (ESP)	16.857
19	64 F.Caricasulo (ITA)	16.926
20	44 R.Rolfo (ITA)	17.198
21	83 L.Epis (AUS)	25.776
22	35 S.Hill (GBR)	31.509
23	59 R.Wilairot (THA)	1'35.938

### Lap 6

1	2 P.Jacobsen (USA)	
2	16 J.Cluzel (FRA)	0.181
3	1 K.Sofuoglu (TUR)	0.611
4	21 R.Krummenacher (SU)	0.969
5	25 A.Baldolini (ITA)	2.580
6	111 K.Smith (GBR)	4.279
7	63 Z.Khairuddin (MAS)	4.654
8	4 G.Rea (GBR)	5.945
9	87 L.Zanetti (ITA)	6.181
10	24 D.Kraisart (THA)	7.356
11	68 G.Scott (AUS)	8.556
12	69 O.Jezek (CZE)	8.866
13	81 L.Stapleford (GBR)	8.917
14	19 K.Wahr (GER)	9.395
15	78 H.Okubo (JPN)	10.786
16	11 C.Gamarino (ITA)	11.930
17	41 A.Wagner (AUS)	12.324
18	44 R.Rolfo (ITA)	19.258
19	64 F.Caricasulo (ITA)	19.400
20	10 N.Calero (ESP)	20.325
21	83 L.Epis (AUS)	29.421
22	35 S.Hill (GBR)	34.384

### Lap 7

1	2 P.Jacobsen (USA)	
2	16 J.Cluzel (FRA)	0.158
3	1 K.Sofuoglu (TUR)	0.373
4	21 R.Krummenacher (SU)	0.593
5	25 A.Baldolini (ITA)	2.561

### Lap 2

1	2 P.Jacobsen (USA)	
2	1 K.Sofuoglu (TUR)	1.062
3	16 J.Cluzel (FRA)	1.332
4	21 R.Krummenacher (SU)	1.598
5	25 A.Baldolini (ITA)	2.001
6	24 D.Kraisart (THA)	3.568
7	4 G.Rea (GBR)	4.040
8	63 Z.Khairuddin (MAS)	4.332
9	111 K.Smith (GBR)	4.592
10	87 L.Zanetti (ITA)	5.181
11	81 L.Stapleford (GBR)	5.277
12	77 K.Ryde (GBR)	5.458
13	68 G.Scott (AUS)	5.638
14	69 O.Jezek (CZE)	6.142
15	41 A.Wagner (AUS)	7.174
16	19 K.Wahr (GER)	7.354
17	78 H.Okubo (JPN)	7.601
18	11 C.Gamarino (ITA)	7.731
19	10 N.Calero (ESP)	8.504
20	44 R.Rolfo (ITA)	8.759
21	83 L.Epis (AUS)	12.060
22	64 F.Caricasulo (ITA)	12.922
23	35 S.Hill (GBR)	21.342
24	59 R.Wilairot (THA)	1'12.828

### Lap 3

1	2 P.Jacobsen (USA)	
2	16 J.Cluzel (FRA)	1.146
3	1 K.Sofuoglu (TUR)	1.308
4	21 R.Krummenacher (SU)	1.702
5	25 A.Baldolini (ITA)	1.922
6	24 D.Kraisart (THA)	4.154
7	63 Z.Khairuddin (MAS)	4.322
8	4 G.Rea (GBR)	4.561
9	111 K.Smith (GBR)	4.717
10	87 L.Zanetti (ITA)	5.076
11	81 L.Stapleford (GBR)	6.419
12	77 K.Ryde (GBR)	6.629
13	68 G.Scott (AUS)	6.875
14	69 O.Jezek (CZE)	7.077
15	19 K.Wahr (GER)	8.202
16	41 A.Wagner (AUS)	8.460
17	78 H.Okubo (JPN)	8.920
18	11 C.Gamarino (ITA)	9.051
19	10 N.Calero (ESP)	10.754
20	44 R.Rolfo (ITA)	10.959
21	64 F.Caricasulo (ITA)	14.057
22	83 L.Epis (AUS)	17.238
23	35 S.Hill (GBR)	24.333
24	59 R.Wilairot (THA)	1'17.965

### Lap 4

1	2 P.Jacobsen (USA)	
---	--------------------	--

### Lap 11

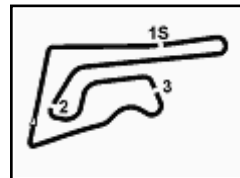
1	2 P.Jacobsen (USA)	
2	16 J.Cluzel (FRA)	0.133
3	21 R.Krummenacher (SU)	0.435
4	1 K.Sofuoglu (TUR)	0.808
5	111 K.Smith (GBR)	3.671
6	25 A.Baldolini (ITA)	4.985
7	63 Z.Khairuddin (MAS)	7.138
8	87 L.Zanetti (ITA)	8.652
9	4 G.Rea (GBR)	8.727
10	24 D.Kraisart (THA)	14.994
11	19 K.Wahr (GER)	15.506
12	68 G.Scott (AUS)	16.275
13	69 O.Jezek (CZE)	16.394
14	81 L.Stapleford (GBR)	17.531
15	41 A.Wagner (AUS)	21.107
16	11 C.Gamarino (ITA)	21.202
17	64 F.Caricasulo (ITA)	25.460
18	44 R.Rolfo (ITA)	29.013
19	10 N.Calero (ESP)	34.990
20	78 H.Okubo (JPN)	38.382
21	83 L.Epis (AUS)	49.942
22	35 S.Hill (GBR)	50.078

### Lap 12

1	2 P.Jacobsen (USA)	
2	16 J.Cluzel (FRA)	0.194
3	21 R.Krummenacher (SU)	0.356
4	1 K.Sofuoglu (TUR)	0.695
5	111 K.Smith (GBR)	3.711
6	25 A.Baldolini (ITA)	5.472
7	63 Z.Khairuddin (MAS)	7.806
8	87 L.Zanetti (ITA)	9.224
9	4 G.Rea (GBR)	9.356
10	24 D.Kraisart (THA)	16.189
11	19 K.Wahr (GER)	16.671
12	69 O.Jezek (CZE)	16.965
13	68 G.Scott (AUS)	17.405
14	81 L.Stapleford (GBR)	19.898
15	41 A.Wagner (AUS)	22.955
16	11 C.Gamarino (ITA)	24.158
17	64 F.Caricasulo (ITA)	26.610
18	44 R.Rolfo (ITA)	30.940
19	10 N.Calero (ESP)	38.905
20	78 H.Okubo (JPN)	42.024
21	35 S.Hill (GBR)	53.273
22	83 L.Epis (AUS)	53.846

### Lap 13

1	2 P.Jacobsen (USA)	
2	16 J.Cluzel (FRA)	0.133
3	21 R.Krummenacher (SU)	0.355
4	1 K.Sofuoglu (TUR)	0.788
5	111 K.Smith (GBR)	3.457
6	25 A.Baldolini (ITA)	6.034
7	63 Z.Khairuddin (MAS)	8.448
8	87 L.Zanetti (ITA)	9.680
9	4 G.Rea (GBR)	9.749
10	24 D.Kraisart (THA)	16.992
11	69 O.Jezek (CZE)	17.308
12	19 K.Wahr (GER)	18.191
13	68 G.Scott (AUS)	18.562
14	81 L.Stapleford (GBR)	20.912
15	41 A.Wagner (AUS)	24.550
16	11 C.Gamarino (ITA)	25.285
17	64 F.Caricasulo (ITA)	28.234
18	44 R.Rolfo (ITA)	33.046
19	10 N.Calero (ESP)	42.297
20	78 H.Okubo (JPN)	45.392
21	35 S.Hill (GBR)	56.289



## Thai Round, 11-12-13 March 2016 World Supersport - Lap Chart Race

22	83 L.Epis (AUS)	57.184	5	111 K.Smith (GBR)	3.644
			6	25 A.Baldolini (ITA)	8.846
			7	63 Z.Khairuddin (MAS)	11.457
			8	87 L.Zanetti (ITA)	11.692
			9	4 G.Rea (GBR)	11.720
			10	69 O.Jezek (CZE)	20.695
			11	24 D.Kraisart (THA)	22.087
			12	19 K.Wahr (GER)	25.583
			13	68 G.Scott (AUS)	26.243
			14	81 L.Stapleford (GBR)	27.193
			15	41 A.Wagner (AUS)	31.393
			16	11 C.Gamarino (ITA)	34.357
			17	64 F.Caricasulo (ITA)	38.101
			18	44 R.Rolfo (ITA)	40.696
			19	10 N.Calero (ESP)	54.665
			20	78 H.Okubo (JPN)	1'04.029
			21	35 S.Hill (GBR)	1'09.167
			22	83 L.Epis (AUS)	1'16.349

### Lap 14

1	2 P.Jacobsen (USA)	
2	16 J.Cluzel (FRA)	0.273
3	1 K.Sofuoglu (TUR)	0.752
4	21 R.Krummenacher (SU)	1.104
5	111 K.Smith (GBR)	3.412
6	25 A.Baldolini (ITA)	6.880
7	63 Z.Khairuddin (MAS)	9.152
8	87 L.Zanetti (ITA)	10.225
9	4 G.Rea (GBR)	10.311
10	24 D.Kraisart (THA)	17.761
11	69 O.Jezek (CZE)	18.025
12	68 G.Scott (AUS)	20.069
13	19 K.Wahr (GER)	20.220
14	81 L.Stapleford (GBR)	22.396
15	41 A.Wagner (AUS)	25.921
16	11 C.Gamarino (ITA)	28.268
17	64 F.Caricasulo (ITA)	31.039
18	44 R.Rolfo (ITA)	34.797
19	10 N.Calero (ESP)	45.304
20	78 H.Okubo (JPN)	49.465
21	35 S.Hill (GBR)	58.870
22	83 L.Epis (AUS)	1'00.900

### Lap 15

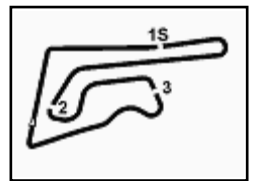
1	2 P.Jacobsen (USA)	
2	16 J.Cluzel (FRA)	0.127
3	1 K.Sofuoglu (TUR)	0.411
4	21 R.Krummenacher (SU)	0.896
5	111 K.Smith (GBR)	3.649
6	25 A.Baldolini (ITA)	7.595
7	63 Z.Khairuddin (MAS)	10.076
8	87 L.Zanetti (ITA)	10.578
9	4 G.Rea (GBR)	10.743
10	69 O.Jezek (CZE)	18.958
11	24 D.Kraisart (THA)	19.087
12	68 G.Scott (AUS)	21.640
13	19 K.Wahr (GER)	21.881
14	81 L.Stapleford (GBR)	23.519
15	41 A.Wagner (AUS)	27.642
16	11 C.Gamarino (ITA)	30.521
17	64 F.Caricasulo (ITA)	32.512
18	44 R.Rolfo (ITA)	36.722
19	10 N.Calero (ESP)	48.743
20	78 H.Okubo (JPN)	54.673
21	35 S.Hill (GBR)	1'01.987
22	83 L.Epis (AUS)	1'04.720

### Lap 16

1	16 J.Cluzel (FRA)	
2	1 K.Sofuoglu (TUR)	0.612
3	2 P.Jacobsen (USA)	0.729
4	21 R.Krummenacher (SU)	0.866
5	111 K.Smith (GBR)	3.415
6	25 A.Baldolini (ITA)	8.023
7	63 Z.Khairuddin (MAS)	10.567
8	87 L.Zanetti (ITA)	10.898
9	4 G.Rea (GBR)	11.065
10	69 O.Jezek (CZE)	19.673
11	24 D.Kraisart (THA)	20.051
12	68 G.Scott (AUS)	23.041
13	19 K.Wahr (GER)	23.276
14	81 L.Stapleford (GBR)	24.373
15	41 A.Wagner (AUS)	29.313
16	11 C.Gamarino (ITA)	32.114
17	64 F.Caricasulo (ITA)	34.698
18	44 R.Rolfo (ITA)	38.602
19	10 N.Calero (ESP)	51.714
20	78 H.Okubo (JPN)	59.190
21	35 S.Hill (GBR)	1'04.761
22	83 L.Epis (AUS)	1'11.312

### Lap 17

1	16 J.Cluzel (FRA)	
2	1 K.Sofuoglu (TUR)	0.812
3	2 P.Jacobsen (USA)	0.956
4	21 R.Krummenacher (SU)	1.237



## Thai Round, 11-12-13 March 2016

### World Supersport - Best Sector & Speed Race

#### Results

Pos	Rider	Team	Laps
1	16 J. CLUZEL	MV Aqusta F3 675	17
2	1 K. SOFUOGLU	Kawasaki ZX-6R	0.812
3	2 P. JACOBSEN	Honda CBR600RR	0.956
4	21 R. KRUMMENACHER	Kawasaki ZX-6R	1.237
5	111 K. SMITH	Honda CBR600RR	3.644
6	25 A. BALDOLINI	MV Aqusta F3 675	8.846
7	63 Z. KHAIRUDDIN	Kawasaki ZX-6R	11.457
8	87 L. ZANETTI	MV Aqusta F3 675	11.692
9	4 G. REA	MV Aqusta F3 675	11.720
10	69 O. JEZEK	Kawasaki ZX-6R	20.695
11	24 D. KRAISART	Yamaha YZF R6	22.087
12	19 K. WAHR	Honda CBR600RR	25.583
13	68 G. SCOTT	Honda CBR600RR	26.243
14	81 L. STAPLEFORD	Honda CBR600RR	27.193
15	41 A. WAGNER	MV Aqusta F3 675	31.393
16	11 C. GAMARINO	Kawasaki ZX-6R	34.357
17	64 F. CARICASULO	Honda CBR600RR	38.101
18	44 R. ROLFO	MV Aqusta F3 675	40.696
19	10 N. CALERO	Kawasaki ZX-6R	54.665
20	78 H. OKUBO	Honda CBR600RR	1'04.029
21	35 S. HILL	Honda CBR600RR	1'09.167
22	83 L. EPIS	Kawasaki ZX-6R	1'16.349
RET	59 R. WILAIROT	Honda CBR600RR	12 Laps
RET	77 K. RYDE	Yamaha YZF R6	13 Laps
RET	88 N. TEROL	MV Aqusta F3 675	

#### Top Speeds

Pos	Rider	Team	Speed
1	87 L. ZANETTI	MV Aqusta F3 675	268.7
2	21 R. KRUMMENACHER	Kawasaki ZX-6R	267.3
3	77 K. RYDE	Yamaha YZF R6	266.7
4	68 G. SCOTT	Honda CBR600RR	266.7
5	111 K. SMITH	Honda CBR600RR	266.0
6	63 Z. KHAIRUDDIN	Kawasaki ZX-6R	266.0
7	16 J. CLUZEL	MV Aqusta F3 675	264.7
8	1 K. SOFUOGLU	Kawasaki ZX-6R	264.7
9	59 R. WILAIROT	Honda CBR600RR	264.1
10	69 O. JEZEK	Kawasaki ZX-6R	264.1
11	10 N. CALERO	Kawasaki ZX-6R	263.4
12	19 K. WAHR	Honda CBR600RR	263.4
13	2 P. JACOBSEN	Honda CBR600RR	263.4
14	78 H. OKUBO	Honda CBR600RR	263.4
15	11 C. GAMARINO	Kawasaki ZX-6R	262.8
16	4 G. REA	MV Aqusta F3 675	262.1
17	25 A. BALDOLINI	MV Aqusta F3 675	261.5
18	64 F. CARICASULO	Honda CBR600RR	261.5
19	24 D. KRAISART	Yamaha YZF R6	260.9
20	41 A. WAGNER	MV Aqusta F3 675	260.2
21	44 R. ROLFO	MV Aqusta F3 675	259.6
22	81 L. STAPLEFORD	Honda CBR600RR	259.0
23	35 S. HILL	Honda CBR600RR	255.9
24	83 L. EPIS	Kawasaki ZX-6R	252.3

#### Seg. 1

1	16 J. CLUZEL	21.177
2	111 K. SMITH	21.213
3	21 R. KRUMMENACH	21.217
4	63 Z. KHAIRUDDIN	21.266
5	2 P. JACOBSEN	21.277
6	87 L. ZANETTI	21.362
7	78 H. OKUBO	21.394
8	1 K. SOFUOGLU	21.404
9	24 D. KRAISART	21.432
10	19 K. WAHR	21.433
11	69 O. JEZEK	21.448
12	68 G. SCOTT	21.455
13	4 G. REA	21.494
14	64 F. CARICASULO	21.511
15	81 L. STAPLEFORD	21.521
16	25 A. BALDOLINI	21.539
17	41 A. WAGNER	21.560
18	11 C. GAMARINO	21.590
19	10 N. CALERO	21.624
20	77 K. RYDE	21.650
21	59 R. WILAIROT	21.653
22	35 S. HILL	21.777
23	44 R. ROLFO	21.847
24	83 L. EPIS	22.086

#### Seg. 2

1	1 K. SOFUOGLU	28.771
2	16 J. CLUZEL	28.860
3	2 P. JACOBSEN	28.905
4	21 R. KRUMMENACH	28.924
5	111 K. SMITH	28.937
6	87 L. ZANETTI	28.970
7	63 Z. KHAIRUDDIN	29.024
8	25 A. BALDOLINI	29.028
9	4 G. REA	29.039
10	59 R. WILAIROT	29.099
11	78 H. OKUBO	29.157
12	24 D. KRAISART	29.225
13	41 A. WAGNER	29.237
14	19 K. WAHR	29.252
15	64 F. CARICASULO	29.256
16	11 C. GAMARINO	29.265
17	77 K. RYDE	29.312
18	69 O. JEZEK	29.370
19	68 G. SCOTT	29.405
20	81 L. STAPLEFORD	29.485
21	44 R. ROLFO	29.613
22	10 N. CALERO	29.658
23	35 S. HILL	29.727
24	83 L. EPIS	29.999

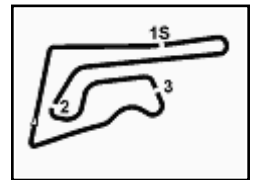
#### Seg. 3

1	111 K. SMITH	22.058
2	21 R. KRUMMENACH	22.121
3	1 K. SOFUOGLU	22.179
4	63 Z. KHAIRUDDIN	22.198
5	24 D. KRAISART	22.206
6	25 A. BALDOLINI	22.218
7	16 J. CLUZEL	22.253
8	2 P. JACOBSEN	22.259
9	81 L. STAPLEFORD	22.265
10	4 G. REA	22.271
11	64 F. CARICASULO	22.291
12	68 G. SCOTT	22.292
13	69 O. JEZEK	22.292
14	41 A. WAGNER	22.374
15	87 L. ZANETTI	22.403
16	78 H. OKUBO	22.454
17	19 K. WAHR	22.481
18	11 C. GAMARINO	22.509
19	44 R. ROLFO	22.598
20	59 R. WILAIROT	22.793
21	35 S. HILL	22.813
22	77 K. RYDE	22.922
23	10 N. CALERO	23.017
24	83 L. EPIS	23.023

#### Seg. 4

1	1 K. SOFUOGLU	26.168
2	16 J. CLUZEL	26.206
3	111 K. SMITH	26.211
4	69 O. JEZEK	26.258
5	2 P. JACOBSEN	26.289
6	21 R. KRUMMENACH	26.292
7	87 L. ZANETTI	26.302
8	63 Z. KHAIRUDDIN	26.304
9	4 G. REA	26.348
10	25 A. BALDOLINI	26.352
11	19 K. WAHR	26.368
12	24 D. KRAISART	26.369
13	59 R. WILAIROT	26.405
14	68 G. SCOTT	26.437
15	11 C. GAMARINO	26.445
16	81 L. STAPLEFORD	26.478
17	41 A. WAGNER	26.550
18	78 H. OKUBO	26.590
19	64 F. CARICASULO	26.612
20	44 R. ROLFO	26.617
21	77 K. RYDE	26.649
22	10 N. CALERO	26.756
23	35 S. HILL	26.986
24	83 L. EPIS	27.010





## Thai Round, 11-12-13 March 2016

### World Supersport - Chronological Analysis Race

Start at 14:20'46.698

16 J. CLUZEL (1'38.908)							
Lap	Seq. 1	Seq. 2	Seq. 3	Seq. 4	Lap Time	km/h	Local Time
1	23.300	29.442	23.103	26.405	1'42.250	260.2	14:22'28.948
2	21.568	29.243	22.578	26.273	1'39.662	264.1	14:24'08.610
3	21.468	<b>28.860</b>	22.474	26.438	1'39.240	264.1	14:25'47.850
4	21.481	28.904	22.452	26.325	1'39.162	261.5	14:27'27.012
5	21.445	28.908	22.417	26.247	1'39.017	262.1	14:29'06.029
6	21.330	28.931	22.414	26.345	1'39.020	264.1	14:30'45.049
7	21.301	29.341	22.458	26.377	1'39.477	264.1	14:32'24.526
8	21.310	29.143	22.447	26.412	1'39.312	264.1	14:34'03.838
9	21.303	29.133	22.409	26.303	1'39.148	<b>264.7</b>	14:35'42.986
10	21.222	28.987	22.302	26.461	1'38.972	264.1	14:37'21.958
11	21.399	29.048	22.366	26.405	1'39.218	262.8	14:39'01.176
12	21.273	29.046	22.511	26.361	1'39.191	262.8	14:40'40.367
13	21.272	29.269	<b>22.253</b>	26.319	1'39.113	259.0	14:42'19.480
14	21.257	29.330	22.536	<b>26.206</b>	1'39.329	262.1	14:43'58.809
15	21.252	29.038	22.300	26.318	<b>1'38.908</b>	264.1	14:45'37.717
16	<b>21.177</b>	29.103	22.532	26.491	1'39.303	<b>264.7</b>	14:47'17.020
17	21.346	29.006	22.452	26.233	1'39.037	264.1	14:48'56.057

16	21.376	28.941	22.761	26.322	1'39.400	259.0	14:47'17.886
17	21.348	29.238	22.408	26.414	1'39.408	266.0	14:48'57.294

111 K. SMITH (1'38.618)							
Lap	Seq. 1	Seq. 2	Seq. 3	Seq. 4	Lap Time	km/h	Local Time
1	24.351	30.715	22.825	26.964	1'44.855	257.8	14:22'31.553
2	21.763	29.270	23.002	26.282	1'40.317	264.7	14:24'11.870
3	21.458	29.246	22.360	26.487	1'39.551	263.4	14:25'51.421
4	21.538	29.408	22.157	26.460	1'39.563	<b>266.0</b>	14:27'30.984
5	21.480	29.174	22.169	26.294	1'39.117	260.9	14:29'10.101
6	21.601	<b>28.937</b>	22.165	26.343	1'39.046	260.2	14:30'49.147
7	21.591	29.066	22.246	26.401	1'39.304	260.9	14:32'28.451
8	21.355	28.994	<b>22.058</b>	<b>26.211</b>	<b>1'38.618</b>	262.1	14:34'07.069
9	<b>21.213</b>	29.138	22.320	26.293	1'38.964	262.8	14:35'46.033
10	21.308	29.452	22.262	26.385	1'39.407	260.2	14:37'25.440
11	21.438	29.191	22.242	26.403	1'39.274	257.8	14:39'04.714
12	21.432	29.123	22.239	26.376	1'39.170	258.4	14:40'43.884
13	21.384	28.968	22.286	26.282	1'38.920	259.0	14:42'22.804
14	21.430	29.217	22.218	26.279	1'39.144	259.0	14:44'01.948
15	21.573	29.056	22.199	26.463	1'39.291	259.0	14:45'41.239
16	21.381	29.236	22.205	26.374	1'39.196	258.4	14:47'20.435
17	21.256	29.135	22.294	26.581	1'39.266	262.1	14:48'59.701

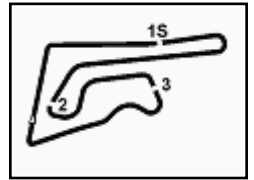
1 K. SOFUOGLU (1'38.713)							
Lap	Seq. 1	Seq. 2	Seq. 3	Seq. 4	Lap Time	km/h	Local Time
1	23.324	29.453	22.694	26.416	1'41.887	260.9	14:22'28.585
2	21.805	29.159	22.553	26.238	1'39.755	253.5	14:24'08.340
3	21.814	29.124	22.476	26.258	1'39.672	253.5	14:25'48.012
4	21.570	29.140	22.333	26.315	1'39.358	260.2	14:27'27.370
5	21.572	28.922	<b>22.179</b>	26.278	1'38.951	259.6	14:29'06.321
6	21.497	29.036	22.261	26.364	1'39.158	261.5	14:30'45.479
7	21.510	29.092	22.375	26.285	1'39.262	261.5	14:32'24.741
8	21.437	29.193	22.357	26.402	1'39.389	263.4	14:34'04.130
9	<b>21.404</b>	29.078	22.273	26.332	1'39.087	263.4	14:35'43.217
10	21.446	29.015	22.254	26.425	1'39.140	262.8	14:37'22.357
11	21.521	29.304	22.360	26.309	1'39.494	259.6	14:39'01.851
12	21.502	28.905	22.306	26.304	1'39.017	260.9	14:40'40.868
13	21.494	29.037	22.303	26.433	1'39.267	261.5	14:42'20.135
14	21.463	28.923	22.523	26.244	1'39.153	259.6	14:43'59.288
15	21.496	<b>28.771</b>	22.278	<b>26.168</b>	<b>1'38.713</b>	259.6	14:45'38.001
16	21.549	28.921	22.960	26.201	1'39.631	258.4	14:47'17.632
17	21.582	28.972	22.419	26.264	1'39.237	<b>264.7</b>	14:48'56.869

25 A. BALDOLINI (1'39.347)							
Lap	Seq. 1	Seq. 2	Seq. 3	Seq. 4	Lap Time	km/h	Local Time
1	23.380	29.655	22.931	26.523	1'42.489	<b>261.5</b>	14:22'29.187
2	21.711	29.549	22.417	26.415	1'40.092	257.1	14:24'09.279
3	21.613	<b>29.028</b>	22.322	26.384	<b>1'39.347</b>	259.6	14:25'48.626
4	21.678	29.245	22.401	26.433	1'39.757	260.2	14:27'28.383
5	21.579	29.223	22.314	26.393	1'39.509	257.8	14:29'07.892
6	21.680	29.139	22.356	26.381	1'39.556	257.8	14:30'47.448
7	21.555	29.251	22.323	<b>26.352</b>	1'39.811	259.0	14:32'26.929
8	21.642	29.179	<b>22.218</b>	26.361	1'39.400	259.0	14:34'06.329
9	21.625	29.555	22.481	26.412	1'40.073	258.4	14:35'46.402
10	21.731	29.386	22.263	26.521	1'39.901	257.1	14:37'26.303
11	21.679	29.171	22.354	26.521	1'39.725	255.9	14:39'06.028
12	21.614	29.282	22.356	26.365	1'39.617	255.3	14:40'45.645
13	21.621	29.269	22.326	26.520	1'39.736	255.3	14:42'25.381
14	21.750	29.251	22.555	26.479	1'40.035	254.1	14:44'05.416
15	21.665	29.193	22.336	26.575	1'39.769	255.3	14:45'45.185
16	21.658	29.206	22.408	26.586	1'39.858	254.7	14:47'25.043
17	<b>21.539</b>	29.190	22.417	26.714	1'39.860	257.8	14:49'04.903

2 P. JACOBSEN (1'38.853)							
Lap	Seq. 1	Seq. 2	Seq. 3	Seq. 4	Lap Time	km/h	Local Time
1	22.817	29.306	22.751	26.484	1'41.358	256.5	14:22'28.056
2	21.393	29.090	22.393	26.346	1'39.222	257.1	14:24'07.278
3	21.786	28.977	22.311	26.352	1'39.426	255.3	14:25'46.704
4	21.411	29.080	22.319	26.301	1'39.111	257.8	14:27'25.815
5	21.443	29.117	22.504	26.515	1'39.579	257.8	14:29'05.394
6	21.469	29.155	22.364	26.486	1'39.474	260.2	14:30'44.868
7	21.372	29.244	22.459	26.425	1'39.500	260.9	14:32'24.368
8	21.324	29.108	22.343	26.476	1'39.251	260.9	14:34'03.619
9	21.291	29.046	22.304	26.436	1'39.077	259.6	14:35'42.696
10	21.288	28.964	22.308	26.293	<b>1'38.853</b>	259.6	14:37'21.549
11	21.444	29.159	22.378	26.513	1'39.494	258.4	14:39'01.043
12	21.314	28.980	22.430	26.406	1'39.130	259.0	14:40'40.173
13	21.446	29.021	22.321	26.386	1'39.174	259.0	14:42'19.347
14	21.389	29.161	22.301	26.338	1'39.189	258.4	14:43'58.536
15	21.292	29.099	<b>22.259</b>	26.404	1'39.054	259.6	14:45'37.590
16	<b>21.277</b>	<b>28.905</b>	23.480	26.497	1'40.159	259.0	14:47'17.749
17	21.297	29.078	22.600	<b>26.289</b>	1'39.264	<b>263.4</b>	14:48'57.013

63 Z. KHAIRUDDIN (1'39.093)							
Lap	Seq. 1	Seq. 2	Seq. 3	Seq. 4	Lap Time	km/h	Local Time
1	24.238	30.414	23.068	26.959	1'44.679	261.5	14:22'31.377
2	21.480	29.235	23.214	<b>26.304</b>	1'40.233	265.4	14:24'11.610
3	21.406	29.087	22.274	26.649	1'39.416	262.1	14:25'51.026
4	21.474	29.276	<b>22.198</b>	26.528	1'39.476	262.1	14:27'30.502
5	21.463	29.246	22.328	26.622	1'39.659	262.8	14:29'10.161
6	21.605	29.121	22.228	26.407	1'39.361	264.7	14:30'49.522
7	21.407	29.059	22.291	26.458	1'39.215	264.1	14:32'28.737
8	21.403	<b>29.024</b>	22.240	26.426	<b>1'39.093</b>	<b>266.0</b>	14:34'07.830
9	<b>21.266</b>	29.221	22.420	26.860	1'39.767	<b>266.0</b>	14:35'47.597
10	21.447	29.559	22.401	26.631	1'40.038	264.1	14:37'27.635
11	21.351	29.308	22.678	27.209	1'40.546	263.4	14:39'08.181
12	21.485	29.383	22.447	26.483	1'39.798	262.8	14:40'47.979
13	21.408	29.423	22.532	26.453	1'39.816	262.1	14:42'27.795
14	21.479	29.411	22.505	26.498	1'39.893	260.9	14:44'07.688
15	21.348	29.443	22.621	26.566	1'39.978	262.1	14:45'47.666
16	21.463	29.484	22.433	26.541	1'39.921	260.9	14:47'27.587
17	21.358	29.220	22.581	26.768	1'39.927	264.7	14:49'07.514

21 R. KRUMMENACHER (1'38.846)							
Lap	Seq. 1	Seq. 2	Seq. 3	Seq. 4	Lap Time	km/h	Local Time
1	23.502	29.924	22.673	26.577	1'42.676	260.2	14:22'29.374
2	21.494	29.386	22.330	<b>26.292</b>	1'39.502	262.8	14:24'08.876
3	21.580	29.150	22.298	26.502	1'39.530	261.5	14:25'48.406
4	21.536	29.131	22.297	26.462	1'39.426	260.9	14:27'27.832
5	21.409	29.002	22.222	26.329	1'38.962	262.1	14:29'06.794
6	21.510	29.020	22.180	26.333	1'39.043	262.1	14:30'45.837
7	21.322						



Buriram 4.554 m

**Thai Round, 11-12-13 March 2016**
**World Supersport - Chronological Analysis Race**

Start at 14:20'46.698

2 / 3

14	21.581	29.232	22.551	26.370	1'39.734	262.8	14:44'08.761
15	21.550	29.065	<b>22.403</b>	26.389	1'39.407	262.1	14:45'48.168
16	21.496	29.200	22.494	26.560	1'39.750	260.2	14:47'27.918
17	21.393	29.131	22.599	26.708	1'39.831	264.1	14:49'07.749

12	21.715	29.509	22.628	26.443	1'40.295	254.7	14:40'56.844
13	21.801	29.767	22.593	26.533	1'40.694	251.7	14:42'37.538
14	21.765	29.558	23.155	26.740	1'41.218	254.1	14:44'18.756
15	21.603	29.879	22.644	26.589	1'40.715	257.8	14:45'59.471
16	21.584	29.897	22.614	26.730	1'40.825	253.5	14:47'40.296
17	21.461	29.864	23.122	26.897	1'41.344	260.9	14:49'21.640

4 G. REA (1'39.486)							
Lap	Seq. 1	Seq. 2	Seq. 3	Seq. 4	Lap Time	km/h	Local Time
1	24.019	29.988	22.912	26.571	1'43.490	256.5	14:22'30.188
2	21.678	29.811	23.278	26.363	1'41.130	257.8	14:24'11.318
3	21.785	29.260	22.397	26.505	1'39.947	252.3	14:25'51.265
4	21.672	29.894	22.463	26.371	1'40.400	257.1	14:27'31.665
5	21.698	29.242	22.360	<b>26.348</b>	1'39.648	256.5	14:29'11.313
6	21.689	29.161	<b>22.271</b>	26.379	1'39.500	259.6	14:30'50.813
7	21.755	29.332	22.358	26.455	1'39.900	254.1	14:32'30.713
8	21.619	29.094	22.514	26.351	1'39.578	260.2	14:34'10.291
9	21.532	29.328	22.395	26.550	1'39.805	260.2	14:35'50.096
10	21.629	29.211	22.456	26.450	1'39.746	258.4	14:37'29.842
11	21.632	29.380	22.490	26.426	1'39.928	259.0	14:39'09.770
12	21.656	29.106	22.549	26.448	1'39.759	258.4	14:40'49.529
13	21.535	29.182	22.459	26.391	1'39.567	260.2	14:42'29.096
14	21.555	29.393	22.448	26.355	1'39.751	<b>262.1</b>	14:44'08.847
15	21.594	29.106	22.410	26.376	<b>1'39.486</b>	260.9	14:45'48.333
16	<b>21.494</b>	29.261	22.425	26.572	1'39.752	256.7	14:47'28.085
17	21.503	<b>29.039</b>	22.532	26.618	1'39.692	261.5	14:49'07.777

68 G. SCOTT (1'39.711)							
Lap	Seq. 1	Seq. 2	Seq. 3	Seq. 4	Lap Time	km/h	Local Time
1	24.397	31.366	22.978	26.574	1'45.315	255.9	14:22'32.013
2	21.802	29.458	22.885	26.758	1'40.903	265.4	14:24'12.916
3	21.658	29.593	22.819	26.593	1'40.663	265.4	14:25'53.579
4	21.475	29.598	22.621	26.513	1'40.207	266.0	14:27'33.786
5	21.503	<b>29.405</b>	<b>22.292</b>	26.511	<b>1'39.711</b>	262.1	14:29'13.497
6	21.553	29.563	22.374	<b>26.437</b>	1'39.927	264.7	14:30'53.424
7	21.640	31.551	22.763	26.746	1'42.700	262.1	14:32'36.124
8	21.600	29.587	22.634	26.640	1'40.461	265.4	14:34'16.585
9	<b>21.455</b>	29.738	22.548	26.540	1'40.281	<b>266.7</b>	14:35'56.866
10	21.562	29.872	22.509	26.533	1'40.476	262.1	14:37'37.342
11	21.627	29.425	22.430	26.494	1'39.976	261.5	14:39'17.318
12	21.546	29.802	22.415	26.497	1'40.260	262.1	14:40'57.578
13	21.608	29.431	22.547	26.745	1'40.331	262.8	14:42'37.909
14	21.562	29.578	22.799	26.757	1'40.696	260.9	14:44'18.605
15	21.671	29.705	22.672	26.577	1'40.625	257.1	14:45'59.230
16	21.647	29.673	22.647	26.864	1'40.831	257.8	14:47'40.061
17	21.590	30.200	23.055	27.394	1'42.239	259.6	14:49'22.300

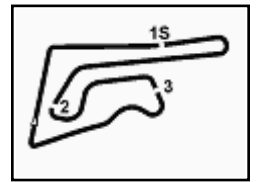
69 O. JEZEK (1'39.517)							
Lap	Seq. 1	Seq. 2	Seq. 3	Seq. 4	Lap Time	km/h	Local Time
1	24.600	31.347	23.513	26.805	1'46.265	253.5	14:22'32.963
2	21.755	29.784	22.660	<b>26.258</b>	1'40.457	257.1	14:24'13.420
3	21.558	29.395	22.809	26.599	1'40.361	260.9	14:25'53.781
4	21.723	29.409	22.607	26.433	1'40.172	257.8	14:27'33.953
5	<b>21.448</b>	29.462	22.423	26.341	1'39.674	260.9	14:29'13.627
6	21.565	29.529	22.470	26.543	1'40.107	<b>264.1</b>	14:30'53.734
7	21.788	31.083	22.597	26.570	1'42.038	259.0	14:32'35.772
8	21.619	29.655	22.435	26.411	1'40.120	255.9	14:34'15.892
9	21.608	29.743	22.488	26.364	1'40.203	258.4	14:35'56.095
10	21.584	29.609	22.782	26.526	1'40.501	255.9	14:37'36.596
11	21.691	30.231	22.507	26.412	1'40.841	255.9	14:39'17.437
12	21.508	29.487	22.392	26.314	1'39.701	260.2	14:40'57.138
13	21.485	29.450	<b>22.292</b>	26.290	<b>1'39.517</b>	255.3	14:42'36.655
14	21.627	<b>29.370</b>	22.402	26.507	1'39.906	256.5	14:44'16.561
15	21.569	29.690	22.420	26.308	1'39.987	255.3	14:45'56.548
16	21.702	29.492	22.517	26.434	1'40.145	250.0	14:47'36.693
17	21.559	29.421	22.528	26.551	1'40.059	253.5	14:49'16.752

81 L. STAPLEFORD (1'39.923)							
Lap	Seq. 1	Seq. 2	Seq. 3	Seq. 4	Lap Time	km/h	Local Time
1	23.843	30.021	22.650	26.535	1'43.049	257.8	14:22'29.747
2	21.766	29.846	24.371	26.825	1'42.808	253.5	14:24'12.555
3	21.702	29.670	22.680	26.516	1'40.568	258.4	14:25'53.123
4	21.672	<b>29.485</b>	22.314	26.618	1'40.089	255.3	14:27'33.212
5	21.583	29.555	<b>22.265</b>	26.520	<b>1'39.923</b>	253.3	14:29'13.135
6	21.615	29.653	22.351	27.031	1'40.650	257.8	14:30'53.785
7	21.924	29.841	22.813	26.659	1'41.237	<b>259.0</b>	14:32'35.022
8	21.616	29.956	22.426	26.703	1'40.701	253.5	14:34'15.723
9	21.603	29.879	22.776	26.765	1'41.023	255.3	14:35'56.746
10	21.879	30.230	22.528	26.778	1'41.415	257.8	14:37'38.161
11	<b>21.521</b>	30.012	22.402	<b>26.478</b>	1'40.413	<b>259.0</b>	14:39'18.574
12	21.604	31.049	22.347	26.497	1'41.497	255.9	14:41'00.071
13	21.572	29.551	22.407	26.658	1'40.188	254.7	14:42'40.259
14	21.652	29.728	22.554	26.739	1'40.673	255.3	14:44'20.932
15	21.594	29.720	22.301	26.562	1'40.177	254.7	14:46'01.109
16	21.578	29.695	22.325	26.686	1'40.284	255.3	14:47'41.393
17	21.611	30.260	22.763	27.223	1'41.857	251.2	14:49'23.250

24 D. KRAISART (1'39.958)							
Lap	Seq. 1	Seq. 2	Seq. 3	Seq. 4	Lap Time	km/h	Local Time
1	24.126	30.191	22.721	<b>26.369</b>	1'43.407	<b>260.9</b>	14:22'30.105
2	21.560	29.823	22.637	26.721	1'40.741	259.6	14:24'10.846
3	21.759	<b>29.225</b>	22.342	26.686	1'40.012	254.1	14:25'50.858
4	21.720	29.609	<b>22.206</b>	26.746	1'40.281	256.5	14:27'31.139
5	21.525	29.323	22.219	26.495	1'40.562	259.6	14:29'11.701
6	21.701	29.400	22.841	26.581	1'40.523	258.4	14:30'52.224
7	21.909	31.585	22.757	26.744	1'42.995	257.1	14:32'35.219
8	21.515	29.574	22.621	26.501	1'40.211	259.6	14:34'15.430
9	21.481	29.433	22.540	26.573	1'40.027	259.6	14:35'55.457
10	21.673	29.586	22.408	26.536	1'40.203	255.9	14:37'35.680
11	21.648	29.542	22.588	26.599	1'40.377	254.7	14:39'16.037
12	21.702	29.413	22.605	26.605	1'40.325	255.3	14:40'56.362
13	21.645	29.366	22.478	26.488	1'39.977	255.3	14:42'36.339
14	21.736	29.274	22.466	26.482	<b>1'39.958</b>	255.3	14:44'16.297
15	21.777	29.492	22.435	26.676	1'40.380	255.3	14:45'56.677
16	21.562	29.875	22.434	26.523	1'40.394	254.7	14:47'37.071
17	<b>21.432</b>	29.292	22.840	27.509	1'41.073	257.8	14:49'18.144

41 A. WAGNER (1'39.833)							
Lap	Seq. 1	Seq. 2	Seq. 3	Seq. 4	Lap Time	km/h	Local Time
1	25.347	30.891	23.537	26.958	1'46.733	251.7	14:22'33.431
2	21.853	29.508	22.970	26.690	1'41.021	<b>260.2</b>	14:24'14.452
3	21.837	29.589	22.681	26.605	1'40.712	255.3	14:25'55.164
4	<b>21.560</b>	<b>29.237</b>	22.486	<b>26.550</b>	<b>1'39.833</b>	259.6	14:27'34.997
5	21.571	29.326	<b>22.374</b>	26.562	<b>1'39.833</b>	259.0	14:29'14.830
6	21.672	31.255	22.681	26.754	1'42.362	258.4	14:30'57.192
7	21.716	29.563	22.438	26.677	1'40.394	255.3	14:32'37.586
8	21.648	30.839	22.600	26.786	1'41.873	258.4	14:34'19.459
9	21.647	29.679	22.608	26.781	1'40.715	254.7	14:36'00.174
10	21.639	29.749	22.714	26.837	1'40.939	255.3	14:37'41.113
11	21.765	29.778	22.720	26.774	1'41.037	253.5	14:39'22.150
12	22.016	29.641	22.585	26.736	1'40.978	248.8	14:41'03.128
13	21.735	29.438	22.828	26.768	1'40.769	252.9	14:42'43.897
14	21.742	29.482	22.576	26.760	1'40.560	252.9	14:44'24.457
15	21.730	29.456	22.584	27.005	1'40.775	253.5	14:46'05.232
16	21.785	29.595	22.590	27.131	1'41.101	252.3	14:47'46.333
17	21.712	29.590	22.687	27.128	1'41.117	255.3	14:49'27.450





Buriram 4.554 m

Thai Round, 11-12-13 March 2016

## World Supersport - Chronological Analysis Race

Start at 14:20'46.698

3 / 3

Lap	1	2	3	4	5	6	7	8	9	10	11	12	13	14	15	16	17
1	21.636	29.972	22.824	26.723	1'41.155	258.4	14:37'41.862										
10	21.738	29.436	22.537	26.672	1'40.383	257.1	14:39'22.245										
12	21.847	30.874	22.810	26.555	1'42.086	254.7	14:41'04.331										
13	21.752	29.356	22.680	26.513	1'40.301	255.9	14:42'44.632										
14	21.717	30.686	22.738	27.031	1'42.172	255.3	14:44'26.804										
15	21.952	29.753	22.839	26.763	1'41.307	252.3	14:46'08.114										
16	21.834	29.606	22.726	26.857	1'41.023	254.1	14:47'49.134										
17	21.815	29.653	22.905	26.907	1'41.280	255.9	14:49'30.414										

Lap	8	9	10	11	12	13	14	15	16	17
8	21.394	29.658	22.749	26.590	1'40.391	261.5	14:34'16.350			
9	21.625	29.986	22.631	26.824	1'41.066	261.5	14:35'57.416			
10	21.433	29.871	22.551	26.661	1'40.516	262.1	14:37'37.932			
11	21.544	49.775	22.960	27.214	2'01.493	259.0	14:39'39.425			
12	22.099	30.337	23.098	27.238	1'42.772	250.6	14:41'22.197			
13	21.806	30.287	23.111	27.338	1'42.542	252.3	14:43'04.739			
14	21.941	30.278	23.384	27.659	1'43.262	252.3	14:44'48.001			
15	22.025	30.811	23.647	27.779	1'44.262	251.2	14:46'32.263			
16	22.226	30.950	23.311	27.460	1'43.947	249.4	14:48'16.210			
17	22.082	30.726	23.288	27.780	1'43.876	252.3	14:50'00.086			

### 64 F. CARICASULO (1'40.131)

Lap	Seq. 1	Seq. 2	Seq. 3	Seq. 4	Lap Time	km/h	Local Time
1	23.980	30.452	22.757	26.629	1'43.818	259.6	14:22'30.516
2	21.789	29.578	23.563	26.754	1'49.684	259.6	14:24'20.200
3	21.599	29.560	22.768	26.634	1'40.561	256.5	14:26'00.761
4	21.527	29.791	22.468	26.660	1'40.446	259.0	14:27'41.207
5	21.759	29.626	22.839	26.889	1'41.113	261.5	14:29'22.320
6	22.639	29.798	22.761	26.750	1'41.948	260.2	14:31'04.268
7	21.657	30.477	22.407	26.793	1'41.334	258.4	14:32'45.602
8	21.554	29.256	22.471	26.980	1'40.261	259.0	14:34'25.863
9	21.511	29.511	22.368	26.783	1'40.173	257.1	14:36'06.036
10	21.623	29.506	22.291	26.711	1'40.131	258.4	14:37'46.167
11	21.615	29.533	22.476	26.712	1'40.336	257.1	14:39'26.503
12	21.523	29.524	22.621	26.612	1'40.280	251.7	14:41'06.783
13	21.794	29.652	22.632	26.720	1'40.798	257.1	14:42'47.581
14	21.560	30.399		26.949	1'41.994	258.4	14:44'29.575
15	21.692	29.618	22.567	26.650	1'40.527	250.0	14:46'10.102
16	21.530	29.678		26.816	1'41.616	257.8	14:47'51.718
17	21.630	30.086		26.440	1'42.440	258.4	14:49'34.158

### 35 S. HILL (1'41.770)

Lap	Seq. 1	Seq. 2	Seq. 3	Seq. 4	Lap Time	km/h	Local Time
1	37.862	30.229	23.511	27.353	1'58.955	250.6	14:22'45.653
2	22.078	30.324	23.394	27.171	1'42.967	251.7	14:24'28.620
3	22.009	30.219	23.013	27.176	1'42.417	252.3	14:26'11.037
4	22.067	30.036	23.098	27.728	1'42.929	252.9	14:27'53.966
5	22.037	30.221	23.191	27.488	1'42.937	252.3	14:29'36.903
6	21.962	30.149	23.059	27.179	1'42.349	252.9	14:31'19.252
7	21.892	30.157	22.923	27.142	1'42.114	253.5	14:33'01.366
8	21.860	29.901	23.029	27.527	1'42.317	252.9	14:34'43.683
9	21.873	29.954	22.813	27.288	1'41.928	254.1	14:36'25.611
10	21.899	30.048	23.321	27.403	1'42.114	255.9	14:38'08.282
11	22.181	30.020	22.945	27.693	1'42.839	247.7	14:39'51.121
12	22.098	30.082	22.993	27.152	1'42.325	251.2	14:41'33.446
13	21.788	30.260	23.156	26.986	1'42.190	252.3	14:43'15.636
14	21.952	29.727	23.014	27.077	1'41.770	252.3	14:44'57.406
15	21.941	30.154	23.065	27.011	1'42.171	251.7	14:46'39.577
16	21.907	30.036	23.095	27.166	1'42.204	253.5	14:48'21.781
17	21.777	30.042	23.211	28.413	1'43.443	255.9	14:50'05.224

### 44 R. ROLFO (1'40.926)

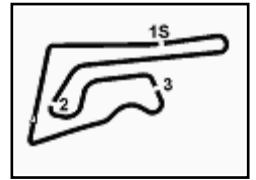
Lap	Seq. 1	Seq. 2	Seq. 3	Seq. 4	Lap Time	km/h	Local Time
1	25.310	31.616	23.531	26.948	1'47.405	240.0	14:22'34.103
2	22.128	29.936	22.993	26.877	1'41.934	256.5	14:24'16.037
3	21.978	29.800	22.999	26.849	1'41.626	257.8	14:25'57.663
4	21.980	30.153	22.994	26.837	1'41.964	257.1	14:27'39.627
5	22.859	29.873	23.246	26.987	1'42.965	251.7	14:29'22.592
6	21.987	29.915	22.958	26.674	1'41.534	259.6	14:31'04.126
7	22.066	29.895	22.621	26.791	1'41.373	254.1	14:32'45.499
8	21.919	29.613	22.600	26.794	1'40.926	256.5	14:34'26.425
9	21.860	29.777	22.670	26.736	1'41.043	251.4	14:36'07.468
10	21.873	29.721	22.798	26.795	1'41.187	253.5	14:37'48.655
11	22.038	29.994	22.683	26.686	1'41.401	250.6	14:39'30.056
12	21.904	29.815	22.627	26.711	1'41.057	251.7	14:41'11.113
13	21.920	29.623	23.042	26.695	1'41.280	250.6	14:42'52.393
14	21.905	29.820	22.598	26.617	1'40.940	250.6	14:44'33.333
15	21.855	29.736	22.655	26.733	1'40.979	250.6	14:46'14.312
16	21.865	29.771	22.678	26.996	1'41.310	251.2	14:47'55.622
17	21.847	29.763	22.626	26.895	1'41.131	254.1	14:49'36.753

### 83 L. EPIS (1'42.512)

Lap	Seq. 1	Seq. 2	Seq. 3	Seq. 4	Lap Time	km/h	Local Time
1	25.882	31.308	23.700	27.388	1'48.278	252.3	14:22'34.976
2	22.336	30.293	23.717	28.016	1'44.362	250.6	14:24'19.338
3	22.718	30.462	23.858	27.566	1'44.604	249.4	14:26'03.942
4	22.318	30.402	23.606	27.428	1'43.754	248.3	14:27'47.696
5	22.280	30.344	23.494	27.356	1'43.474	247.1	14:29'31.170
6	22.202	30.172	23.239	27.506	1'43.119	250.0	14:31'14.289
7	22.408	30.249	23.510	27.963	1'43.930	247.7	14:32'58.219
8	22.328	30.267	23.217	27.667	1'43.479	248.8	14:34'41.698
9	22.389	30.205	23.162	27.326	1'43.082	248.8	14:36'24.780
10	22.255	30.308	23.184	27.438	1'43.185	248.3	14:38'07.965
11	22.425	30.249	23.023	27.323	1'43.020	248.3	14:39'50.985
12	22.306	30.485	23.070	27.173	1'43.034	249.4	14:41'34.019
13	22.086	30.058	23.358	27.010	1'42.512	251.2	14:43'16.531
14	22.148	29.999	23.094	27.664	1'42.905	250.6	14:44'59.436
15	22.126	30.152	23.239	27.357	1'42.874	248.8	14:46'42.310
16	22.132	32.619	23.464	27.807	1'46.022	249.4	14:48'28.332
17	22.220	30.689	23.545	27.620	1'44.074	249.4	14:50'12.406

### 10 N. CALERO (1'41.400)

Lap	Seq. 1	Seq. 2	Seq. 3	Seq. 4	Lap Time	km/h	Local Time
1	25.268	30.919	24.068	27.076	1'47.331	260.2	14:22'34.029
2	21.808	29.883	23.279	26.783	1'41.753	263.4	14:24'15.782
3	22.011	29.658	23.022	26.985	1'41.676	257.8	14:25'57.458
4	22.158	30.134	23.603	26.965	1'42.860	258.4	14:27'40.318
5	22.054	29.681	23.270	26.928	1'41.933	256.5	14:29'22.251
6	22.242	29.985	23.605	27.110	1'42.942	257.1	14:31'05.193
7	21.712	29.915	23.017	26.756	1'41.400	260.2	14:32'46.593
8	21.624	29.811	23.079	27.074	1'41.588	259.6	14:34'28.181
9	22.431	30.344	23.204	26.950	1'42.929	255.9	14:36'11.110
10	21.931	30.037	23.390	27.0			

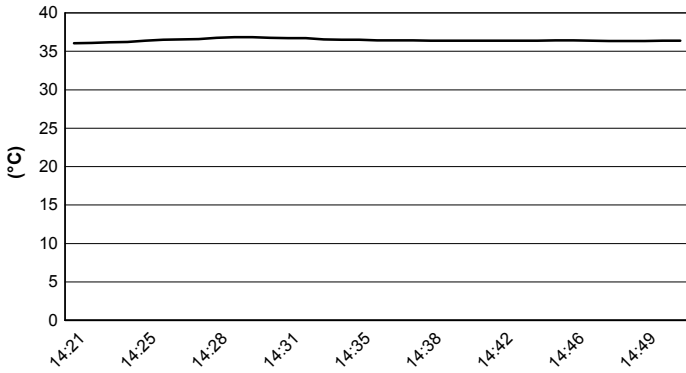


Buriram 4.554 m

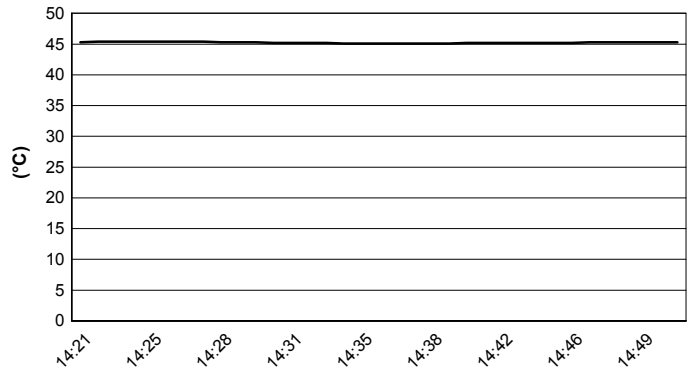
Thai Round, 11-12-13 March 2016  
World Supersport - Weather Report Race

Session started 14:21      Session ended 14:50

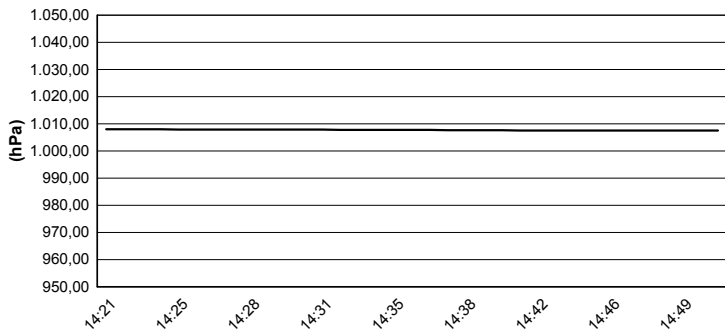
**Air Temperature**



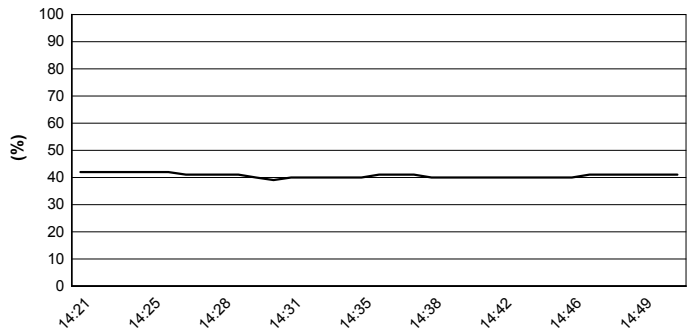
**Track Temperature**



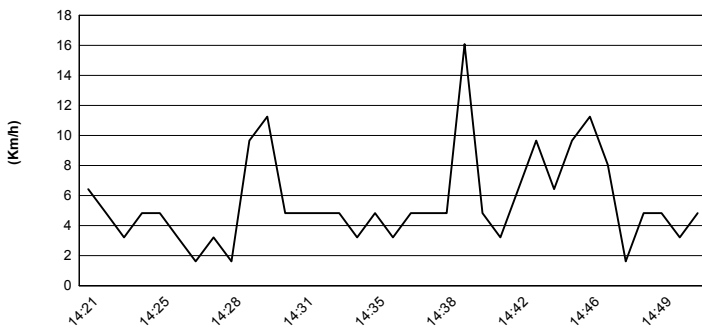
**Air Pressure**



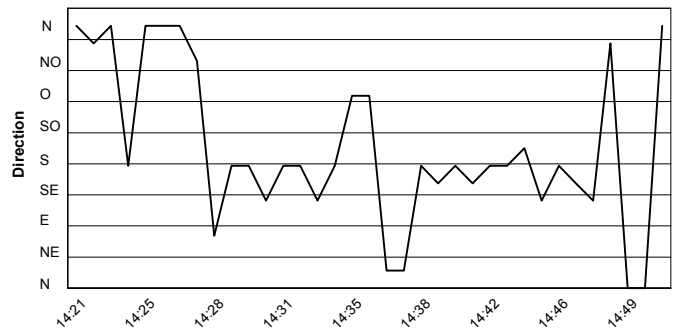
**Humidity**

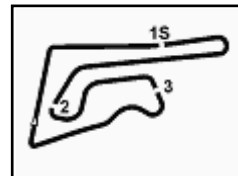


**Wind Speed**



**Wind Direction**





## Thai Round, 11-12-13 March 2016 World Supersport - Championship Standings

Points	Points From First	Points From Previous	February 28	March 13	April 3	April 17	May 1	May 15	May 29	June 19	July 24	September 18	October 2	October 16	October 28		
			PHILLIP ISLAND	BURIRAM	ARAGON	ASSEN	IMOLA	SEPANG	DONINGTON PARK	MISANO	MONZA	LAUSITZRING	MAGNY-COURS	JEREZ	LOSAIL		
<b>1 KRUMMENACHER</b> Randy (SUI)	<b>38</b>		<b>25</b> 1	<b>13</b> 1													
<b>2 JACOBSEN</b> Patrick (USA)	<b>27</b> 11		<b>11</b> 5	<b>16</b> 2													
<b>3 CLUZEL</b> Jules (FRA)	<b>25</b> 13 2			<b>25</b> 3													
<b>4 SOFUOGLU</b> Kenan (TUR)	<b>20</b> 18 5			<b>20</b> 4													
<b>5 CARICASULO</b> Federico (ITA)	<b>20</b> 18 0		<b>20</b> 2		<b>10</b> 6	<b>10</b> 4											
<b>6 BALDOLINI</b> Alex (ITA)	<b>20</b> 18 0		<b>10</b> 6	<b>10</b> 4													
<b>7 WEST</b> Anthony (AUS)	<b>16</b> 22 4		<b>16</b> 3														
<b>8 REA</b> Gino (GBR)	<b>16</b> 22 0		<b>9</b> 7	<b>7</b> 7													
<b>9 JEZEK</b> Ondrej (CZE)	<b>14</b> 24 2		<b>8</b> 8	<b>6</b> 9													
<b>10 GAMARINO</b> Christian (ITA)	<b>13</b> 25 1		<b>13</b> 4														
<b>11 KHAIRUDDIN</b> Zulfahmi (MAS)	<b>12</b> 26 1		<b>3</b> 13	<b>9</b> 11													
<b>12 SMITH</b> Kyle (GBR)	<b>11</b> 27 1			<b>11</b> 12													
<b>13 ZANETTI</b> Lorenzo (ITA)	<b>8</b> 30 3			<b>8</b> 13													
<b>14 ROLFO</b> Roberto (ITA)	<b>7</b> 31 1		<b>7</b> 9														
<b>15 WAGNER</b> Aiden (AUS)	<b>7</b> 31 0		<b>6</b> 10	<b>1</b> 14													
<b>16 SCOTT</b> Glenn (AUS)	<b>7</b> 31 0		<b>4</b> 12	<b>3</b> 14													
<b>17 KRAISART</b> Decha (THA)	<b>5</b> 33 2			<b>5</b> 17													
<b>18 TEROL</b> Nicolas (ESP)	<b>5</b> 33 0		<b>5</b> 11														
<b>19 WAHR</b> Kevin (GER)	<b>4</b> 34 1			<b>4</b> 19													
<b>20 STAPLEFORD</b> Luke (GBR)	<b>2</b> 36 2			<b>2</b> 20													
<b>21 PHILLIS</b> Alex (AUS)	<b>2</b> 36 0		<b>2</b> 14														
<b>22 LEVY</b> Mitch (AUS)	<b>1</b> 37 1		<b>1</b> 15														

First Line: Championship Standings - Second Line: Ranking Progression

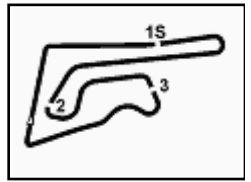
PIRELLI PERUGIA TIMING



Official Tyre Supplier



Official Timekeeper



Buriram 4.554 m

## Thai Round, 11-12-13 March 2016

### World Supersport - Manufacturers Standings

	Points	Points From First	Points From Previous	February 28	March 13	April 3	April 17	May 1	May 15	May 29	June 19	July 24	September 18	October 2	October 16	October 28
				PHILLIP ISLAND	BURIRAM	ARAGON	ASSEN	IMOLA	SEPANG	DONINGTON PARK	MISANO	MONZA	LAUSITZRING	MAGNY-COURS	JEREZ	LOSAIL
1 KAWASAKI	45			25 1	20 1											
2 HONDA	36	9		20 2	16 2											
3 MV AGUSTA	35	10	1	10 4	25 3											
4 YAMAHA	21	24	14	16 3	5 4											

First Line: Championship Standings - Second Line: Ranking Progression

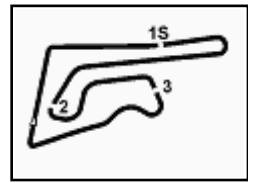
PIRELLI PERUGIA TIMING



Official Tyre Supplier



Official Timekeeper



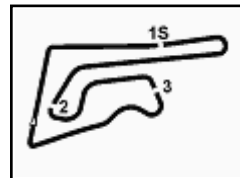
Buriram 4.554 m

## Thai Round, 11-12-13 March 2016

### World Supersport - Pirelli Best Lap Award

Points	Points From First	Points From Previous	February 28	March 13	April 3	April 17	May 1	May 15	May 29	June 19	July 24	September 18	October 2	October 16	October 28	
			PHILLIP ISLAND	BURIRAM	ARAGON	ASSEN	IMOLA	SEPANG	DONINGTON PARK	MISANO	MONZA	LAUSITZRING	MAGNY-COURS	JEREZ	LOSAIL	
<b>Fastest Laps</b>																
<b>1 SMITH</b> Kyle (GBR)	1			1												
<b>2 ZANETTI</b> Lorenzo (ITA)	1 0		1													





Buriram 4.554 m

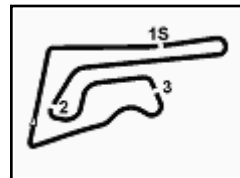
## Thai Round, 11-12-13 March 2016

### World Supersport - Rider's Performance

	Points	Points From First	Points From Previous	February 28 PHILLIP ISLAND		March 13 BURIRAM		April 3 ARAGON		April 17 ASSEN		May 1 IMOLA		May 15 SEPANG		May 29 DONINGTON PARK		June 19 MISANO		July 24 MONZA		September 18 LAUSITZRING		October 2 MAGNY-COURS		October 16 JEREZ		October 28 LOSAIL						
				G	R	G	R	G	R	G	R	G	R	G	R	G	R	G	R	G	R	G	R	G	R	G	R	G	R	G	R	G	R	G
1 KRUMMENACHER	38			3	1	2	4																											
2 JACOBSEN	27	11		2	5	4	3																											
3 CLUZEL	25	13	2	8	17	1	1																											
4 BALDOLINI	20	18	5	6	6	5	6																											
5 CARICASULO	20	18	0	4	2	15	17																											
6 SOFUOGLU	20	18	0	1	Rt	3	2																											
7 REA	16	22	4	18	7	9	9																											
8 WEST	16	22	0	13	3																													
9 JEZEK	14	24	2	14	8	17	10																											
10 GAMARINO	13	25	1	7	4	20	16																											
11 KHAIRUDDIN	12	26	1	17	13	13	7																											
12 SMITH	11	27	1	10	Rt	6	5																											
13 ZANETTI	8	30	3	5	Rt	16	8																											
14 WAGNER	7	31	1	16	10	21	15																											
15 ROLFO	7	31	0	22	9	23	18																											
16 SCOTT	7	31	0	20	12	18	13																											
17 TEROL	5	33	2	11	11	8	Rt																											
18 KRAISART	5	33	0			14	11																											
19 WAHR	4	34	1	12		11	12																											
20 PHILLIS	2	36	2	23	14																													
21 STAPLEFORD	2	36	0	15	16	10	14																											
22 LEVY	1	37	1	24	15																													

G = Grid - 1 = Race 1 - 2 = Race 2

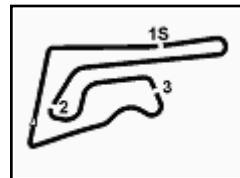
Ns = Did Not Start - Rt = Retired - Ex = Excluded - Fl = Fallen



## Thai Round, 11-12-13 March 2016

### World Supersport - Best Laps & Speeds

No.	Rider		Best Lap		FP1		FP2		FP3		SP1		SP2		WU		RC	
	Nat	Bike	laps	speed	laps	speed	laps	speed	laps	speed	laps	speed	laps	speed	laps	speed	laps	speed
1	16	<b>CLUZEL Jules</b>		<b>1'38.383</b>	1'40.477	1'39.642	1'39.003						<b>1'38.383</b>	1'39.664	1'38.908			
	FRA	MV Agusta F3 675	75	266	20	263	16	259	8	264			6	265	8	<b>266</b>	17	265
2	21	<b>KRUMMENACHER Randy</b>		<b>1'38.477</b>	1'39.933	1'39.726	1'38.639						<b>1'38.477</b>	1'39.094	1'38.846			
	SUI	Kawasaki ZX-6R	80	267	21	254	20	254	7	263			7	263	8	262	17	<b>267</b>
3	1	<b>SOFUOGLU Kenan</b>		<b>1'38.612</b>	1'41.523	1'39.565	1'39.033						<b>1'38.612</b>	1'39.192	1'38.713			
	TUR	Kawasaki ZX-6R	83	265	21	257	24	257	6	258			7	258	8	<b>265</b>	17	<b>265</b>
4	111	<b>SMITH Kyle</b>		<b>1'38.618</b>	1'40.529	1'39.737	1'38.678						1'38.863	1'39.197	1'38.618			
	GBR	Honda CBR600RR	81	266	19	255	23	251	7	262			7	260	8	262	17	<b>266</b>
5	2	<b>JACOBSEN Patrick</b>		<b>1'38.685</b>	1'40.432	1'39.973	1'39.042						<b>1'38.685</b>	1'38.922	1'38.853			
	USA	Honda CBR600RR	83	263	23	<b>263</b>	21	260	8	<b>263</b>			6	262	8	<b>263</b>	17	<b>263</b>
6	25	<b>BALDOLINI Alex</b>		<b>1'38.843</b>	1'40.986	1'39.865	1'39.656						<b>1'38.843</b>	1'39.374	1'39.347			
	ITA	MV Agusta F3 675	79	262	20	261	19	258	8	<b>262</b>			7	261	8	260	17	<b>262</b>
7	59	<b>WILAIROT Ratthapong</b>		<b>1'39.017</b>	1'40.173	1'39.435	1'39.449						<b>1'39.017</b>	1'39.401	1'42.224			
	THA	Honda CBR600RR	71	265	23	257	24	258	7	262			6	<b>265</b>	6	262	5	264
8	63	<b>KHAIRUDDIN Zufahmi</b>		<b>1'39.093</b>	1'45.096	1'41.882	1'40.301	1'39.641						1'39.369	1'39.093			
	MAS	Kawasaki ZX-6R	56	267	11	257	11	257	5	264	4	263		8	<b>267</b>	17	266	
9	88	<b>TEROL Nicolas</b>		<b>1'39.167</b>	1'40.886	1'39.760	1'39.646						<b>1'39.167</b>	1'39.642				
	ESP	MV Agusta F3 675	64	260	19	254	22	254	8	259			7	259	8	<b>260</b>		
10	69	<b>JEZEK Ondrej</b>		<b>1'39.186</b>	1'41.835	1'41.045	1'40.088	1'39.930						<b>1'39.186</b>	1'39.517			
	CZE	Kawasaki ZX-6R	83	264	22	252	21	252	8	263	7	262		8	263	17	<b>264</b>	
11	87	<b>ZANETTI Lorenzo</b>		<b>1'39.318</b>	1'42.142	1'40.125	1'40.208	1'39.828						<b>1'39.318</b>	1'39.321			
	ITA	MV Agusta F3 675	65	269	13	259	15	261	7	264	5	260		8	262	17	<b>269</b>	
12	4	<b>REA Gino</b>		<b>1'39.324</b>	1'40.993	1'39.692	1'39.943						<b>1'39.324</b>	1'39.596	1'39.486			
	GBR	MV Agusta F3 675	81	262	22	252	20	254	8	258			6	258	8	256	17	<b>262</b>
13	81	<b>STAPLEFORD Luke</b>		<b>1'39.361</b>	1'40.769	1'39.978	1'40.460						<b>1'39.361</b>	1'40.247	1'39.923			
	GBR	Honda CBR600RR	74	259	19	253	18	252	5	255			7	257	8	257	17	<b>259</b>
14	19	<b>WAHR Kevin</b>		<b>1'39.407</b>	1'41.502	1'40.565	1'40.183	1'39.560					1'39.423	<b>1'39.407</b>	1'39.737			
	GER	Honda CBR600RR	75	265	19	255	17	254	7	258	6	<b>265</b>	3	258	6	260	17	263
15	78	<b>OKUBO Hikari</b>		<b>1'39.504</b>	1'42.523	1'40.668	1'41.440	<b>1'39.504</b>					1'40.228	1'40.332	1'39.839			
	JPN	Honda CBR600RR	75	265	20	253	16	252	6	257	7	<b>265</b>	5	258	4	260	17	263
16	64	<b>CARICASULO Federico</b>		<b>1'39.575</b>	1'43.095	1'40.180	1'39.835	1'39.809						<b>1'39.575</b>	1'40.131			
	ITA	Honda CBR600RR	78	267	19	256	20	260	7	259	7	260		8	<b>267</b>	17	262	
17	68	<b>SCOTT Glenn</b>		<b>1'39.617</b>	1'41.509	1'40.128	1'40.428	1'39.932						<b>1'39.617</b>	1'39.711			
	AUS	Honda CBR600RR	81	267	21	256	20	255	8	262	7	264		8	265	17	<b>267</b>	
18	24	<b>KRAISART Decha</b>		<b>1'39.491</b>	1'40.992	1'40.101	<b>1'39.491</b>	1'39.661						1'39.848	1'39.958			
	THA	Yamaha YZF R6	84	261	26	254	20	253	6	259	7	260		8	260	17	<b>261</b>	
19	41	<b>WAGNER Aiden</b>		<b>1'39.833</b>	1'41.633	1'41.153	1'40.061	1'40.725						1'40.066	1'39.833			
	AUS	MV Agusta F3 675	77	260	20	250	19	250	8	259	5	253		8	<b>260</b>	17	<b>260</b>	
20	77	<b>RYDE Kyle</b>		<b>1'39.942</b>	1'41.732	1'40.562	1'40.497	1'40.059						<b>1'39.942</b>	1'40.597			
	GBR	Yamaha YZF R6	68	267	23	255	20	255	6	264	7	260		8	263	4	<b>267</b>	
21	11	<b>GAMARINO Christian</b>		<b>1'40.291</b>	1'41.751		1'41.466	1'40.672						1'40.493	1'40.291			
	ITA	Kawasaki ZX-6R	57	263	19	254		6	256	7	262		8	262	17	<b>263</b>		



Buriram 4.554 m

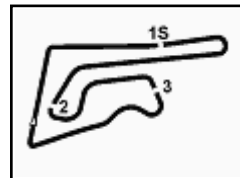
## Thai Round, 11-12-13 March 2016

### World Supersport - Best Laps & Speeds

2 / 2

No.	Rider		Best Lap		FP1		FP2		FP3		SP1		SP2		WU		RC	
	Nat	Bike	laps	speed	laps	speed	laps	speed	laps	speed	laps	speed	laps	speed	laps	speed	laps	speed
22	<b>10 CALERO Nacho</b>		<b>1'40.401</b>		1'43.042		1'43.168		1'42.170		1'41.105		1'40.401		1'41.400			
	ESP	Kawasaki ZX-6R	57	264	19	258	1	255	6	261	7	264	7	262	17	263		
23	<b>44 ROLFO Roberto</b>		<b>1'40.926</b>		1'42.271		1'41.716		1'41.853		1'41.326		1'41.384		1'40.926			
	ITA	MV Agusta F3 675	70	260	20	251	18	248	4	253	8	254	3	252	17	260		
24	<b>35 HILL Stefan</b>		<b>1'41.581</b>		1'43.086		1'42.329		1'41.799		1'41.581		1'41.687		1'41.770			
	GBR	Honda CBR600RR	88	262	25	254	22	252	8	260	8	257	8	262	17	256		
25	<b>83 EPIS Lachlan</b>		<b>1'42.041</b>		1'45.504		1'43.460		1'43.874		1'42.490		1'42.041		1'42.512			
	AUS	Kawasaki ZX-6R	86	257	24	248	22	247	7	254	8	256	8	257	17	252		





## Thai Round, 11-12-13 March 2016

### World Supersport - Race Winners

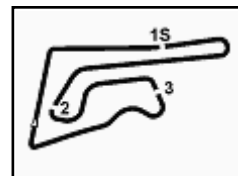
	2013	2014	2015	2016
<b>01 Phillip Island GP Circuit</b>	Sofuoglu K. (Tur) Kaw	Cluzel J. (Fra) Mva	Cluzel J. (Fra) Mva	Krummenacher R. (Sui) Kaw
<b>02 Chang International</b>			Wilairot R. (Tha) Hon	Cluzel J. (Fra) Mva
<b>03 MotorLand Aragón</b>	Foret F. (Fra) Kaw	Sofuoglu K. (Tur) Kaw	Sofuoglu K. (Tur) Kaw	
<b>04 TT Circuit Assen</b>	Lowes S. (Gbr) Yam	van der Mark M. (Ned) Hon	Sofuoglu K. (Tur) Kaw	
<b>05 Autodromo Internazionale</b>	Sofuoglu K. (Tur) Kaw	Zanetti L. (Ita) Hon	Sofuoglu K. (Tur) Kaw	
<b>06 Sepang International</b>		van der Mark M. (Ned) Hon	Jacobsen P. (Usa) Hon	
<b>07 Donington Park</b>	Lowes S. (Gbr) Yam	van der Mark M. (Ned) Hon	Sofuoglu K. (Tur) Kaw	
<b>08 Misano World Circuit</b>		Cluzel J. (Fra) Mva	Cluzel J. (Fra) Mva	
<b>09 Autodromo Nazionale di</b>	Lowes S. (Gbr) Yam			
<b>11 Circuit de Nevers</b>	Sofuoglu K. (Tur) Kaw	Cluzel J. (Fra) Mva	Jacobsen P. (Usa) Hon	
<b>12 Circuito de Jerez</b>	Lowes S. (Gbr) Yam	van der Mark M. (Ned) Hon	Sofuoglu K. (Tur) Kaw	
<b>13 Losail International</b>		van der Mark M. (Ned) Hon	Smith K. (Gbr) Hon	

### 2016

- 1 J. Cluzel
- 1 R. Krummenacher

### ALL TIMES

- |                   |                   |               |
|-------------------|-------------------|---------------|
| 32 K. Sofuoglu    | 4 K. Curtain      | 1 Y. Tiberio  |
| 16 F. Foret       | 4 C. Vermeulen    | 1 M. Roccoli  |
| 12 S. Charpentier | 3 I. MacPherson   | 1 M. Pirro    |
| 12 E. Laverty     | 3 C. Kellner      | 1 G. Rea      |
| 11 K. Muggeridge  | 3 L. Scassa       | 1 K. Smith    |
| 11 J. Cluzel      | 3 J. Lascorz      | 1 L. Zanetti  |
| 8 S. Lowes        | 3 J. Rea          | 1 R. Wilairot |
| 7 A. Pitt         | 2 R. Xaus         | 1 R.          |
| 6 P. Casoli       | 2 J. Brookes      | Krummenacher  |
| 6 K. Fujiwara     | 2 A. West         |               |
| 6 S. Chambon      | 2 P. Jacobsen     |               |
| 6 J. Teuchert     | 1 P. Bontempi     |               |
| 6 B. Parkes       | 1 P. Riba         |               |
| 6 C. Davies       | 1 W. Zeelenberg   |               |
| 6 M. van der Mark | 1 G. Nannelli     |               |
| 5 C. Crutchlow    | 1 J. Vd Goorbergh |               |
| 4 J. Whitham      | 1 L. Lanzi        |               |



Buriram 4.554 m

## Thai Round, 11-12-13 March 2016

### World Supersport - Team Standings

	February 28 PHILLIP ISLAND	March 13 BURIRAM	April 3 ARAGON	April 17 ASSEN	May 1 IMOLA	May 15 SEPANG	May 29 DONINGTON PARK	June 19 MISANO	July 24 MONZA	September 18 LAUSITZRING	October 2 MAGNY-COURS	October 16 JEREZ	October 28 LOSAIL
<b>1 Kawasaki Puccetti Racing</b>	<b>58</b>												
KRUMMENACHER Randy	38	25	13										
SOFUOGLU Kenan	20		20										
<b>2 MV Agusta Reparto Corse</b>	<b>33</b>												
CLUZEL Jules	25		25										
ZANETTI Lorenzo	8		8										
<b>3 Team GoEleven</b>	<b>27</b>												
JEZEK Ondrej	14	8	6										
GAMARINO Christian	13	13											
<b>4 Honda World Supersport Team</b>	<b>27</b>												
JACOBSEN Patrick	27	11	16										
<b>5 GRT Racing Team</b>	<b>23</b>												
REA Gino	16	9	7										
WAGNER Aiden	7	6	1										
<b>6 Bardahl Evan Bros. Honda Racing</b>	<b>20</b>												
CARICASULO Federico	20	20											
<b>7 Race Department ATK#25</b>	<b>20</b>												
BALDOLINI Alex	20	10	10										
<b>8 Tribeca Racing</b>	<b>16</b>												
WEST Anthony	16	16											
<b>9 Orelac Racing VerdNatura</b>	<b>12</b>												
KHAIRUDDIN Zulfahmi	12	3	9										
<b>10 CIA Landlord Insurance Honda</b>	<b>11</b>												
SMITH Kyle	11		11										
<b>11 Gemar Balloons - Team Lorini</b>	<b>11</b>												
SCOTT Glenn	7	4	3										
WAHR Kevin	4		4										
<b>12 Team Factory Vamag</b>	<b>7</b>												
ROLFO Roberto	7	7											
<b>13 Yamaha Thailand Racing Team</b>	<b>5</b>												
KRAISART Decha	5		5										
<b>14 Schmidt Racing</b>	<b>5</b>												
TEROL Nicolas	5	5											
<b>15 CIA Landlord Insurance Profile Honda</b>	<b>2</b>												
STAPLEFORD Luke	2		2										
<b>16 AARK Racing</b>	<b>2</b>												
PHILLIS Alex	2	2											
<b>17 Landbridge Racing</b>	<b>1</b>												
LEVY Mitch	1	1											