

Buriram 4.554 m

1 / 2

## Thai Round, 11-12-13 March 2016

### World Supersport - Results Free Practice 3rd Session

No.	Rider	Nat	Team	Bike	Time	Gap	Rel.	Laps	Speed	
									Avg	Max
1	21 R. KRUMMENACHER	SUI	Kawasaki Puccetti Racing	Kawasaki ZX-6R	<b>1'38.639</b>			7	166,206	<b>263,4</b>
2	111 K. SMITH	GBR	CIA Landlord Insurance Honda	Honda CBR600RR	<b>1'38.678</b>	0.039	0.039	7	166,140	<b>262,1</b>
3	16 J. CLUZEL	FRA	MV Agusta Reparto Corse	MV Agusta F3 675	<b>1'39.003</b>	0.364	0.325	8	165,595	<b>264,1</b>
4	1 K. SOFUOGLU	TUR	Kawasaki Puccetti Racing	Kawasaki ZX-6R	<b>1'39.033</b>	0.394	0.030	6	165,545	<b>257,8</b>
5	2 P. JACOBSEN	USA	Honda World Supersport Team	Honda CBR600RR	<b>1'39.042</b>	0.403	0.009	8	165,530	<b>263,4</b>
6	59 R. WILAIROT	THA	A.P.Honda Racing Thailand	Honda CBR600RR	<b>1'39.449</b>	0.810	0.407	7	164,852	<b>262,1</b>
7	24 D. KRAISART	THA	Yamaha Thailand Racing Team	Yamaha YZF R6	<b>1'39.491</b>	0.852	0.042	6	164,783	<b>259,0</b>
8	88 N. TEROL	ESP	Schmidt Racing	MV Agusta F3 675	<b>1'39.646</b>	1.007	0.155	8	164,526	<b>259,0</b>
9	25 A. BALDOLINI	ITA	Race Department ATK#25	MV Agusta F3 675	<b>1'39.656</b>	1.017	0.010	8	164,510	<b>262,1</b>
10	64 F. CARICASULO	ITA	Bardahl Evan Bros. Honda Racing	Honda CBR600RR	<b>1'39.835</b>	1.196	0.179	7	164,215	<b>259,0</b>
11	4 G. REA	GBR	GRT Racing Team	MV Agusta F3 675	<b>1'39.943</b>	1.304	0.108	8	164,038	<b>257,8</b>
12	41 A. WAGNER	AUS	GRT Racing Team	MV Agusta F3 675	<b>1'40.061</b>	1.422	0.118	8	163,844	<b>259,0</b>
13	69 O. JEZEK	CZE	Team GoEleven	Kawasaki ZX-6R	<b>1'40.088</b>	1.449	0.027	8	163,800	<b>262,8</b>
14	19 K. WAHR	GER	Gemar Balloons - Team Lorini	Honda CBR600RR	<b>1'40.183</b>	1.544	0.095	7	163,645	<b>257,8</b>
15	87 L. ZANETTI	ITA	MV Agusta Reparto Corse	MV Agusta F3 675	<b>1'40.208</b>	1.569	0.025	7	163,604	<b>264,1</b>
16	63 Z. KHAIRUDDIN	MAS	Orelac Racing VerdNatura	Kawasaki ZX-6R	<b>1'40.301</b>	1.662	0.093	5	163,452	<b>264,1</b>
17	68 G. SCOTT	AUS	Gemar Balloons - Team Lorini	Honda CBR600RR	<b>1'40.428</b>	1.789	0.127	8	163,245	<b>262,1</b>
18	81 L. STAPLEFORD	GBR	CIA Landlord Insurance Profile Hond	Honda CBR600RR	<b>1'40.460</b>	1.821	0.032	5	163,193	<b>255,3</b>
19	77 K. RYDE	GBR	Ranieri Med - SC Racing	Yamaha YZF R6	<b>1'40.497</b>	1.858	0.037	6	163,133	<b>264,1</b>
20	78 H. OKUBO	JPN	CIA Landlord Insurance Honda	Honda CBR600RR	<b>1'41.440</b>	2.801	0.943	6	161,617	<b>257,1</b>
21	11 C. GAMARINO	ITA	Team GoEleven	Kawasaki ZX-6R	<b>1'41.466</b>	2.827	0.026	6	161,575	<b>255,9</b>
22	35 S. HILL	GBR	CIA Landlord Insurance Honda	Honda CBR600RR	<b>1'41.799</b>	3.160	0.333	8	161,047	<b>259,6</b>
23	44 R. ROLFO	ITA	Team Factory Vamag	MV Agusta F3 675	<b>1'41.853</b>	3.214	0.054	4	160,961	<b>252,9</b>
24	10 N. CALERO	ESP	Orelac Racing VerdNatura	Kawasaki ZX-6R	<b>1'42.170</b>	3.531	0.317	6	160,462	<b>260,9</b>
25	83 L. EPIS	AUS	Response RE Racing	Kawasaki ZX-6R	<b>1'43.874</b>	5.235	1.704	7	157,830	<b>254,1</b>

Qualifying Lap Time (107% of 1'38.639): 1'45.545

AIR	Humidity:	57%	Temp:	30°C
TRACK	Condition:	Dry	Temp:	36°C

12/03/2016 Start 11:15 End 11:32

The results are provisional until the end of the time limit for protests and appeals and the completion of the technical checks.

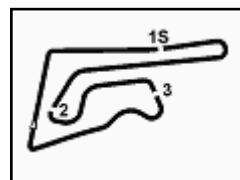
FICR PERUGIA TIMING



Official Tyre Supplier



Official Timekeeper



## Thai Round, 11-12-13 March 2016

### World Supersport - Results Free Practice 3rd Session

#### Session Highlights

11.15.06		Start
11.18.55	Stapleford	On the Gravel - Re-Joined
11.28.51	Caricasulo	Crashed - Turn 12
11.32.14		End Of Session

#### Fastest Laps Sequence

No.	Rider	Nat	Team	Bike	Local Time	Time	Gap	Avg
1	K. SOFUOGLU	TUR	Kawasaki Puccetti Racing	Kawasaki ZX-6R	11:18'29.327	<b>1'40.182</b>		163,646
1	K. SOFUOGLU	TUR	Kawasaki Puccetti Racing	Kawasaki ZX-6R	11:20'08.642	<b>1'39.315</b>	-0.867	165,075
1	K. SOFUOGLU	TUR	Kawasaki Puccetti Racing	Kawasaki ZX-6R	11:21'47.934	<b>1'39.292</b>	-0.023	165,113
16	J. CLUZEL	FRA	MV Agusta Reparto Corse	MV Agusta F3 675	11:23'04.417	<b>1'39.189</b>	-0.103	165,284
16	J. CLUZEL	FRA	MV Agusta Reparto Corse	MV Agusta F3 675	11:24'43.420	<b>1'39.003</b>	-0.186	165,595
111	K. SMITH	GBR	CIA Landlord Insurance Honda	Honda CBR600RR	11:25'54.912	<b>1'38.678</b>	-0.325	166,140
21	R. KRUMMENACHER	SUI	Kawasaki Puccetti Racing	Kawasaki ZX-6R	11:31'03.080	<b>1'38.639</b>	-0.039	166,206

12/03/2016 Start 11:15 End 11:32

The results are provisional until the end of the time limit for protests and appeals and the completion of the technical checks.

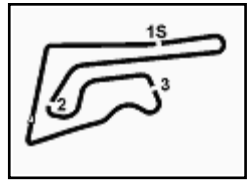
FICR PERUGIA TIMING



Official Tyre Supplier



Official Timekeeper



## Thai Round, 11-12-13 March 2016

### World Supersport - Best Sector & Speed Free Practice 3rd Session

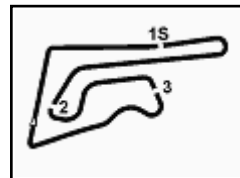
#### Best Lap

1	21 R. KRUMMENACHER	Kawasaki ZX-6R	1'38.639
2	111 K. SMITH	Honda CBR600RR	1'38.678
3	16 J. CLUZEL	MV Agusta F3 675	1'39.003
4	1 K. SOFUOGLU	Kawasaki ZX-6R	1'39.033
5	2 P. JACOBSEN	Honda CBR600RR	1'39.042
6	59 R. WILAIROT	Honda CBR600RR	1'39.449
7	24 D. KRAISART	Yamaha YZF R6	1'39.491
8	88 N. TEROL	MV Agusta F3 675	1'39.646
9	25 A. BALDOLINI	MV Agusta F3 675	1'39.656
10	64 F. CARICASULO	Honda CBR600RR	1'39.835
11	4 G. REA	MV Agusta F3 675	1'39.943
12	41 A. WAGNER	MV Agusta F3 675	1'40.061
13	69 O. JEZEK	Kawasaki ZX-6R	1'40.088
14	19 K. WAHR	Honda CBR600RR	1'40.183
15	87 L. ZANETTI	MV Agusta F3 675	1'40.208
16	63 Z. KHAIRUDDIN	Kawasaki ZX-6R	1'40.301
17	68 G. SCOTT	Honda CBR600RR	1'40.428
18	81 L. STAPLEFORD	Honda CBR600RR	1'40.460
19	77 K. RYDE	Yamaha YZF R6	1'40.497
20	78 H. OKUBO	Honda CBR600RR	1'41.440
21	11 C. GAMARINO	Kawasaki ZX-6R	1'41.466
22	35 S. HILL	Honda CBR600RR	1'41.799
23	44 R. ROLFO	MV Agusta F3 675	1'41.853
24	10 N. CALERO	Kawasaki ZX-6R	1'42.170
25	83 L. EPIS	Kawasaki ZX-6R	1'43.874

#### Top Speeds

1	63 Z. KHAIRUDDIN	Kawasaki ZX-6R	264.1
2	87 L. ZANETTI	MV Agusta F3 675	264.1
3	16 J. CLUZEL	MV Agusta F3 675	264.1
4	77 K. RYDE	Yamaha YZF R6	264.1
5	21 R. KRUMMENACHER	Kawasaki ZX-6R	263.4
6	2 P. JACOBSEN	Honda CBR600RR	263.4
7	69 O. JEZEK	Kawasaki ZX-6R	262.8
8	68 G. SCOTT	Honda CBR600RR	262.1
9	25 A. BALDOLINI	MV Agusta F3 675	262.1
10	59 R. WILAIROT	Honda CBR600RR	262.1
11	111 K. SMITH	Honda CBR600RR	262.1
12	10 N. CALERO	Kawasaki ZX-6R	260.9
13	35 S. HILL	Honda CBR600RR	259.6
14	41 A. WAGNER	MV Agusta F3 675	259.0
15	24 D. KRAISART	Yamaha YZF R6	259.0
16	88 N. TEROL	MV Agusta F3 675	259.0
17	64 F. CARICASULO	Honda CBR600RR	259.0
18	19 K. WAHR	Honda CBR600RR	257.8
19	1 K. SOFUOGLU	Kawasaki ZX-6R	257.8
20	4 G. REA	MV Agusta F3 675	257.8
21	78 H. OKUBO	Honda CBR600RR	257.1
22	11 C. GAMARINO	Kawasaki ZX-6R	255.9
23	81 L. STAPLEFORD	Honda CBR600RR	255.3
24	83 L. EPIS	Kawasaki ZX-6R	254.1
25	44 R. ROLFO	MV Agusta F3 675	252.9

Seg. 1		Seg. 2		Seg. 3		Seg. 4					
1	59 R. WILAIROT	21.234	1	1 K. SOFUOGLU	28.792	1	21 R. KRUMMENACH	22.143	1	21 R. KRUMMENACH	26.185
2	64 F. CARICASULO	21.240	2	2 P. JACOBSEN	28.805	2	111 K. SMITH	22.159	2	1 K. SOFUOGLU	26.209
3	111 K. SMITH	21.243	3	16 J. CLUZEL	28.813	3	24 D. KRAISART	22.227	3	88 N. TEROL	26.238
4	63 Z. KHAIRUDDIN	21.305	4	21 R. KRUMMENACH	28.840	4	2 P. JACOBSEN	22.342	4	111 K. SMITH	26.244
5	2 P. JACOBSEN	21.316	5	111 K. SMITH	28.843	5	1 K. SOFUOGLU	22.369	5	16 J. CLUZEL	26.275
6	16 J. CLUZEL	21.346	6	87 L. ZANETTI	29.138	6	25 A. BALDOLINI	22.380	6	2 P. JACOBSEN	26.314
7	21 R. KRUMMENACH	21.355	7	59 R. WILAIROT	29.169	7	41 A. WAGNER	22.403	7	24 D. KRAISART	26.333
8	25 A. BALDOLINI	21.427	8	25 A. BALDOLINI	29.193	8	88 N. TEROL	22.427	8	25 A. BALDOLINI	26.408
9	68 G. SCOTT	21.429	9	19 K. WAHR	29.213	9	4 G. REA	22.458	9	59 R. WILAIROT	26.460
10	77 K. RYDE	21.431	10	41 A. WAGNER	29.226	10	16 J. CLUZEL	22.462	10	64 F. CARICASULO	26.485
11	87 L. ZANETTI	21.451	11	24 D. KRAISART	29.250	11	69 O. JEZEK	22.526	11	19 K. WAHR	26.502
12	69 O. JEZEK	21.516	12	88 N. TEROL	29.257	12	64 F. CARICASULO	22.553	12	4 G. REA	26.502
13	19 K. WAHR	21.553	13	77 K. RYDE	29.260	13	63 Z. KHAIRUDDIN	22.562	13	69 O. JEZEK	26.528
14	1 K. SOFUOGLU	21.558	14	4 G. REA	29.268	14	81 L. STAPLEFORD	22.581	14	41 A. WAGNER	26.539
15	24 D. KRAISART	21.562	15	69 O. JEZEK	29.324	15	59 R. WILAIROT	22.586	15	81 L. STAPLEFORD	26.568
16	88 N. TEROL	21.571	16	64 F. CARICASULO	29.342	16	68 G. SCOTT	22.606	16	63 Z. KHAIRUDDIN	26.700
17	78 H. OKUBO	21.597	17	68 G. SCOTT	29.394	17	19 K. WAHR	22.719	17	68 G. SCOTT	26.700
18	81 L. STAPLEFORD	21.598	18	63 Z. KHAIRUDDIN	29.460	18	87 L. ZANETTI	22.809	18	77 K. RYDE	26.708
19	4 G. REA	21.604	19	81 L. STAPLEFORD	29.525	19	44 R. ROLFO	22.828	19	11 C. GAMARINO	26.754
20	41 A. WAGNER	21.619	20	11 C. GAMARINO	29.528	20	77 K. RYDE	22.853	20	87 L. ZANETTI	26.810
21	35 S. HILL	21.686	21	35 S. HILL	29.584	21	78 H. OKUBO	22.858	21	35 S. HILL	26.942
22	10 N. CALERO	21.757	22	10 N. CALERO	29.780	22	35 S. HILL	22.894	22	44 R. ROLFO	26.963
23	11 C. GAMARINO	21.831	23	78 H. OKUBO	29.791	23	11 C. GAMARINO	22.952	23	78 H. OKUBO	26.965
24	44 R. ROLFO	22.039	24	44 R. ROLFO	29.917	24	10 N. CALERO	23.498	24	10 N. CALERO	27.135
25	83 L. EPIS	22.175	25	83 L. EPIS	30.267	25	83 L. EPIS	23.587	25	83 L. EPIS	27.413

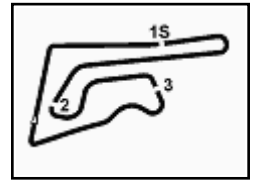


## Thai Round, 11-12-13 March 2016 World Supersport - Ideal Times Free Practice 3rd Session

No.	Rider	Nat	Bike	Seg. 1	Seg. 2	Seg. 3	Seg. 4	Ideal Time		
				Diff. 1	Diff. 2	Diff. 3	Diff. 4	Best Lap	Pos.	Diff.
1	111 K. SMITH	GBR	Honda CBR600RR	21.243 0.156	28.843	22.159 0.033	26.244	<b>1'38.489</b> 1'38.678	2	0.189
2	21 R. KRUMMENACHER	SUI	Kawasaki ZX-6R	21.355 0.067	28.840	<b>22.143</b> 0.049	<b>26.185</b>	<b>1'38.523</b> 1'38.639	1	0.116
3	2 P. JACOBSEN	USA	Honda CBR600RR	21.316 0.048	28.805	22.342	26.314 0.217	<b>1'38.777</b> 1'39.042	5	0.265
4	16 J. CLUZEL	FRA	MV Agusta F3 675	21.346	28.813	22.462	26.275 0.107	<b>1'38.896</b> 1'39.003	3	0.107
5	1 K. SOFUOGLU	TUR	Kawasaki ZX-6R	21.558 0.024	<b>28.792</b>	22.369	26.209 0.081	<b>1'38.928</b> 1'39.033	4	0.105
6	24 D. KRAISART	THA	Yamaha YZF R6	21.562 0.052	29.250 0.051	22.227	26.333 0.016	<b>1'39.372</b> 1'39.491	7	0.119
7	25 A. BALDOLINI	ITA	MV Agusta F3 675	21.427 0.160	29.193 0.008	22.380 0.071	26.408 0.009	<b>1'39.408</b> 1'39.656	9	0.248
8	59 R. WILAIROT	THA	Honda CBR600RR	<b>21.234</b>	29.169	22.586	26.460	<b>1'39.449</b> 1'39.449	6	0.000
9	88 N. TEROL	ESP	MV Agusta F3 675	21.571 0.011	29.257	22.427	26.238 0.142	<b>1'39.493</b> 1'39.646	8	0.153
10	64 F. CARICASULO	ITA	Honda CBR600RR	21.240 0.080	29.342 0.054	22.553	26.485 0.081	<b>1'39.620</b> 1'39.835	10	0.215
11	41 A. WAGNER	AUS	MV Agusta F3 675	21.619 0.138	29.226 0.063	22.403	26.539 0.073	<b>1'39.787</b> 1'40.061	12	0.274
12	4 G. REA	GBR	MV Agusta F3 675	21.604	29.268 0.026	22.458 0.085	26.502	<b>1'39.832</b> 1'39.943	11	0.111
13	69 O. JEZEK	CZE	Kawasaki ZX-6R	21.516 0.164	29.324	22.526	26.528 0.030	<b>1'39.894</b> 1'40.088	13	0.194
14	19 K. WAHR	GER	Honda CBR600RR	21.553 0.035	29.213 0.001	22.719 0.139	26.502 0.021	<b>1'39.987</b> 1'40.183	14	0.196
15	63 Z. KHAIRUDDIN	MAS	Kawasaki ZX-6R	21.305 0.022	29.460	22.562	26.700 0.252	<b>1'40.027</b> 1'40.301	16	0.274
16	68 G. SCOTT	AUS	Honda CBR600RR	21.429	29.394 0.063	22.606	26.700 0.236	<b>1'40.129</b> 1'40.428	17	0.299
17	87 L. ZANETTI	ITA	MV Agusta F3 675	21.451	29.138	22.809	26.810	<b>1'40.208</b> 1'40.208	15	0.000
18	77 K. RYDE	GBR	Yamaha YZF R6	21.431 0.213	29.260	22.853	26.708 0.032	<b>1'40.252</b> 1'40.497	19	0.245
19	81 L. STAPLEFORD	GBR	Honda CBR600RR	21.598 0.101	29.525 0.073	22.581 0.014	26.568	<b>1'40.272</b> 1'40.460	18	0.188
20	11 C. GAMARINO	ITA	Kawasaki ZX-6R	21.831 0.126	29.528 0.230	22.952 0.008	26.754 0.037	<b>1'41.065</b> 1'41.466	21	0.401
21	35 S. HILL	GBR	Honda CBR600RR	21.686	29.584	22.894 0.560	26.942 0.133	<b>1'41.106</b> 1'41.799	22	0.693
22	78 H. OKUBO	JPN	Honda CBR600RR	21.597	29.791 0.047	22.858 0.182	26.965	<b>1'41.211</b> 1'41.440	20	0.229
23	44 R. ROLFO	ITA	MV Agusta F3 675	22.039 0.106	29.917	22.828	26.963	<b>1'41.747</b> 1'41.853	23	0.106
24	10 N. CALERO	ESP	Kawasaki ZX-6R	21.757	29.780	23.498	27.135	<b>1'42.170</b> 1'42.170	24	0.000
25	83 L. EPIS	AUS	Kawasaki ZX-6R	22.175	30.267 0.046	23.587	27.413 0.386	<b>1'43.442</b> 1'43.874	25	0.432
<b>Overall Ideal Time</b>				21.234	28.792	22.143	26.185	<b>1'38.354</b>		







Buriram 4.554 m

## Thai Round, 11-12-13 March 2016

## World Supersport - Chronological Analysis Free Practice 3rd Session

2 / 2

4	21.588	29.214	22.858	26.523	1'40.183	257.1	11:24'46.982
5	21.577	29.325	22.719	26.668	1'40.289	257.1	11:26'27.271
6	21.637	42.149	36.762	33.025	2'13.573	254.7	11:28'40.844
7	21.790	29.763	23.191	29.853	1'44.597	257.1	11:30'25.441

### 15° 87 L. ZANETTI (1'40.208)

Lap	Seq. 1	Seq. 2	Seq. 3	Seq. 4	Lap Time	km/h	Local Time
		32.411	24.145	31.963	230.3	11:17'38.264	
1	1'23.193	30.470	23.480	27.208	2'44.351 P	247.7	11:20'22.615
2	21.612	29.743	23.018	26.859	1'41.232	262.1	11:22'03.847
3	21.674	36.389	28.746	30.339	1'57.148	259.0	11:24'00.995
4	21.610	29.589	22.951	26.811	1'40.961	262.8	11:25'41.956
5	23.676	36.311	25.230	28.151	1'53.368	253.5	11:27'35.324
6	21.451	29.138	22.809	26.810	1'40.208	264.1	11:29'15.532
7	21.537	29.226	23.136	29.116	1'43.015	260.2	11:30'58.547

### 16° 63 Z. KHAIRUDDIN (1'40.301)

Lap	Seq. 1	Seq. 2	Seq. 3	Seq. 4	Lap Time	km/h	Local Time
		33.288	24.415	27.380	230.8	11:17'18.563	
1	21.910	29.708	22.772	26.902	1'41.292	263.4	11:18'59.855
2	21.345	29.652	22.606	26.700	1'40.303	263.4	11:20'40.158
3	21.327	29.460	22.562	26.952	1'40.301	260.9	11:22'20.459
4	21.305	29.664	22.938	26.929	1'40.836	264.1	11:24'01.295
5	25.099	31.910	24.290	40.173	2'01.472 P	243.8	11:26'02.767

### 17° 68 G. SCOTT (1'40.428)

Lap	Seq. 1	Seq. 2	Seq. 3	Seq. 4	Lap Time	km/h	Local Time
		32.109	23.836	27.720	244.9	11:17'17.960	
1	22.009	29.880	22.793	26.848	1'41.530	257.1	11:18'59.490
2	21.588	29.993	22.684	26.700	1'40.965	260.2	11:20'40.455
3	21.449	29.394	22.758	27.135	1'40.736	262.1	11:22'21.191
4	21.429	29.457	22.606	26.936	1'40.428	260.2	11:24'01.619
5	21.735	35.076	23.488	27.059	1'47.358	259.0	11:25'48.977
6	21.644	29.467	22.977	26.899	1'40.987	259.0	11:27'29.964
7	21.687	29.787	22.954	26.971	1'41.399	259.0	11:29'11.363
8	23.247	36.120	23.603	32.762	1'55.732 P	247.7	11:31'07.095

### 18° 81 L. STAPLEFORD (1'40.460)

Lap	Seq. 1	Seq. 2	Seq. 3	Seq. 4	Lap Time	km/h	Local Time
		31.065	23.155	27.435	244.9	11:17'08.900	
1	21.792	29.717	22.922	26.797	1'42.377	248.3	11:19'24.052
2	22.186	30.472	22.922	26.797	1'42.377	248.3	11:21'06.429
3	21.699	29.598	22.595	26.568	1'40.460	260.2	11:22'46.889
4	21.598	29.525	22.581	34.936	1'48.640 P	253.3	11:24'35.529
5	4'38.104	31.770	23.376	26.885	6'00.135 P	224.5	11:30'35.664

### 19° 77 K. RYDE (1'40.497)

Lap	Seq. 1	Seq. 2	Seq. 3	Seq. 4	Lap Time	km/h	Local Time
		32.145	23.663	28.745	231.8	11:17'03.502	
1	21.938	29.957	23.182	26.886	1'41.963	254.7	11:18'45.465
2	21.850	29.541	23.095	26.839	1'41.325	255.9	11:20'26.790
3	21.604	29.394	22.856	26.708	1'40.562	260.2	11:22'07.352
4	21.431	29.451	22.934	33.126	1'46.942 P	264.1	11:23'54.294
5	3'19.402	39.095	24.350	27.044	4'49.891 P		11:28'44.185
6	21.644	29.260	22.853	26.740	1'40.497	259.6	11:30'24.682

### 20° 78 H. OKUBO (1'41.440)

Lap	Seq. 1	Seq. 2	Seq. 3	Seq. 4	Lap Time	km/h	Local Time
		33.210	23.975	28.145	240.0	11:17'20.044	
1	21.871	29.791	23.224	27.232	1'42.118	257.1	11:19'02.162
2	21.724	30.816	23.519	32.609	1'48.668 P	255.3	11:20'50.830
3	2'32.603	31.600	23.130	27.105	3'54.438 P	233.3	11:24'45.268
4	21.597	29.838	23.040	26.965	1'41.440	255.9	11:26'26.708
5	21.699	29.870	22.858	27.048	1'41.475	255.3	11:28'08.183
6	22.164	43.941	24.600	34.554	2'05.259 P	251.7	11:30'13.442

### 21° 11 C. GAMARINO (1'41.466)

Lap	Seq. 1	Seq. 2	Seq. 3	Seq. 4	Lap Time	km/h	Local Time
		32.749	25.734	33.227	234.3	11:17'32.962	
1	22.122	30.072			1'43.670	254.1	11:19'16.632
2	21.957	29.758	22.960	26.791	1'41.466	253.5	11:20'58.098
3	21.949	29.528	23.645	32.459	1'47.581 P	253.5	11:22'45.679
4	2'59.526	33.776	24.480	27.503	4'25.285 P	214.7	11:27'10.964
5	21.952	29.851	22.952	27.055	1'41.810	253.5	11:28'52.774
6	21.831	30.197	23.042	26.754	1'41.824	255.9	11:30'34.598

### 22° 35 S. HILL (1'41.799)

Lap	Seq. 1	Seq. 2	Seq. 3	Seq. 4	Lap Time	km/h	Local Time
-----	--------	--------	--------	--------	----------	------	------------

1	21.988	30.068	23.826	27.743	1'43.625	254.1	11:18'52.710
2	21.879	30.054	23.083	27.297	1'42.313	252.3	11:20'35.023
3	21.820	30.209	23.364	27.458	1'42.851	253.5	11:22'17.874
4	21.822	30.094	22.918	26.983	1'41.817	254.7	11:23'59.691
5	21.941	30.183	22.894	26.942	1'41.960	254.1	11:25'41.651
6	26.465	34.229	23.760	27.952	1'52.406	235.8	11:27'34.057
7	21.824	29.877	24.728	35.494	1'51.923	253.5	11:29'25.980
8	21.686	29.584	23.454	27.075	1'41.799	259.6	11:31'07.779

### 23° 44 R. ROLFO (1'41.853)

Lap	Seq. 1	Seq. 2	Seq. 3	Seq. 4	Lap Time	km/h	Local Time
		33.369	24.519	28.264	223.6	11:16'54.356	
1	22.300	30.943	23.729	27.386	1'44.358	251.7	11:18'38.714
2	22.039	29.964	23.255	27.622	1'42.880	252.9	11:20'21.594
3	22.145	29.917	22.828	26.963	1'41.853	250.0	11:22'03.447
4	22.144	51.492			2'21.433 P	251.7	11:24'24.880

### 24° 10 N. CALERO (1'42.170)

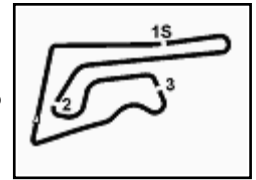
Lap	Seq. 1	Seq. 2	Seq. 3	Seq. 4	Lap Time	km/h	Local Time
		32.172	24.292	27.501	243.8	11:16'52.042	
1	24.370	34.011	24.129	27.570	1'50.080	248.3	11:18'42.122
2	22.142	30.291	23.812	27.276	1'43.521	257.1	11:20'25.643
3	21.840	33.043	27.397	34.399	1'56.679 P	259.0	11:22'22.322
4	2'49.161	36.273	27.656	36.860	4'29.950 P	226.4	11:26'52.272
5	22.369	30.668	26.570	27.418	1'47.025	255.3	11:28'39.297
6	21.757	29.780	23.498	27.135	1'42.170	260.9	11:30'21.467

### 25° 83 L. EPIS (1'43.874)

Lap	Seq. 1	Seq. 2	Seq. 3	Seq. 4	Lap Time	km/h	Local Time
		31.255	24.912	28.631	244.9	11:16'48.947	
1	22.655	30.387	24.358	28.240	1'45.640	250.6	11:18'34.587
2	22.447	32.324	24.506	27.968	1'47.245	252.3	11:20'21.832
3	22.279	30.711	23.906	27.867	1'44.763	254.1	11:22'06.595
4	22.175	30.313	23.587	27.799	1'43.874	252.9	11:23'50.469
5	22.180	30.681	23.757	27.413	1'44.031	250.6	11:25'34.500
6	22.271	30.267	24.292	30.726	1'47.556 P	248.3	11:27'22.056
7	1'47.571	31.007	24.313	27.906	3'10.797 P	250.0	11:30'32.853

P = Pits In/Out - C = Lap-Time Cancelled





Buriram 4.554 m

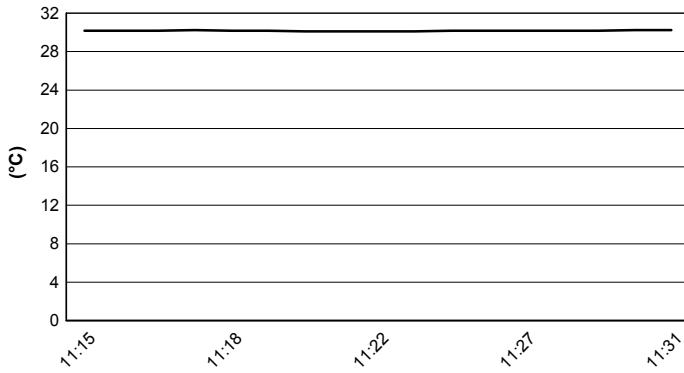
Thai Round, 11-12-13 March 2016

World Supersport - Weather Report Free Practice 3rd Session

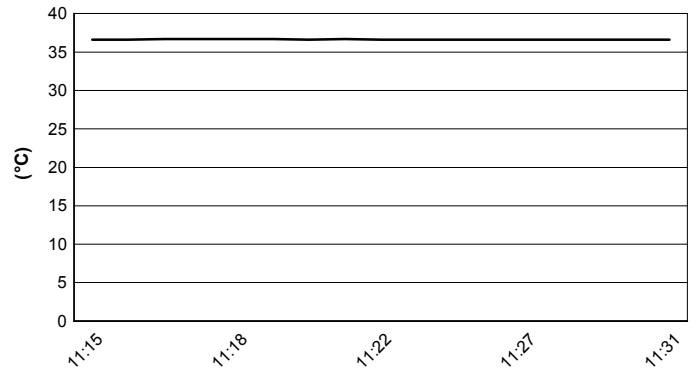
Session started 11:15

Session ended 11:32


**Air Temperature**



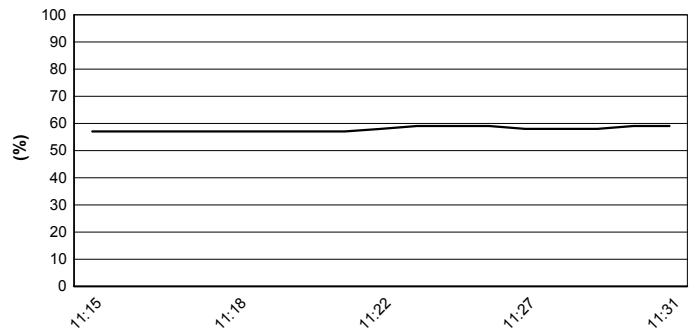
**Track Temperature**



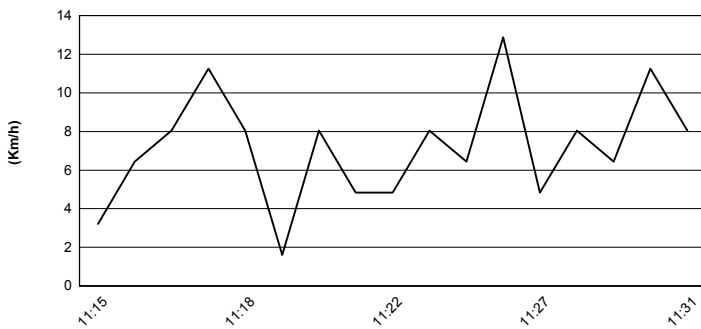
**Air Pressure**



**Humidity**



**Wind Speed**



**Wind Direction**

