

US Round, 8-9-10 July 2016 World Superbike - Results Race 1

Mazda Raceway 3.610 m

Laps 25 = 90,250 Km - Time Of Race 35'18.180 - Avg. 153,386 km/h

1 / 2

Pos	Race	Grid	No. Rider	Nat	Team	Bike	LL	Gap	Fastest Lap	Speed	Qualifying		Ranking		
											Time	Speed	R1	R2	Tot
1	2	1	J. REA	GBR	Kawasaki Racing Team	Kawasaki ZX-10R	25		1'23.525	259,5	1'22.210	259,5	25	368	1
2	1	66	T. SYKES	GBR	Kawasaki Racing Team	Kawasaki ZX-10R	25	0.819	1'23.526	257,0	1'22.155	257,6	20	297	2
3	6	69	N. HAYDEN	USA	Honda World Superbike Team	Honda CBR1000RR SP	25	12.296	1'23.832	256,4	1'22.988	255,2	16	162	6
4	11	60	M. VAN DER MARK	NED	Honda World Superbike Team	Honda CBR1000RR SP	25	13.067	1'24.247	254,6	1'23.455	251,0	13	176	4
5	10	22	A. LOWES	GBR	Pata Yamaha Official WorldSBK Team	Yamaha YZF R1	25	13.335	1'23.854	256,4	1'23.116	253,4	11	92	10
6	8	32	L. SAVADORI	ITA	IodaRacing Team	Aprilia RSV4 RF	25	13.816	1'23.990	253,4	1'23.096	246,9	10	110	9
7	5	12	X. FORÉS	ESP	Barni Racing Team	Ducati Panigale R	25	15.541	1'24.144	244,7	1'22.979	246,9	9	84	11
8	7	81	J. TORRES	ESP	Althea BMW Racing Team	BMW S1000 RR	25	15.838	1'24.598	252,8	1'23.085	251,0	8	145	7
9	13	15	A. DE ANGELIS	RSM	IodaRacing Team	Aprilia RSV4 RF	25	19.999	1'24.537	254,6	1'23.661	252,8	7	56	15
10	9	59	N. CANEPA	ITA	Pata Yamaha Official WorldSBK Team	Yamaha YZF R1	25	22.832	1'24.800	251,6	1'23.098	251,0	6	22	19
11	12	2	L. CAMIER	GBR	MV Agusta Reparto Corse	MV Agusta 1000 F4	25	24.065	1'24.873	250,4	1'23.459	248,1	5	110	8
12	14	13	A. WEST	AUS	Pedercini Racing	Kawasaki ZX-10R	25	28.902	1'24.815	248,7	1'24.128	247,5	4	43	17
13	15	25	J. BROOKES	AUS	Milwaukee BMW	BMW S1000 RR	25	39.957	1'24.819	253,4	1'24.598	249,2	3	58	14
14	17	17	K. ABRAHAM	CZE	Milwaukee BMW	BMW S1000 RR	25	46.552	1'25.460	251,0	1'24.811	249,8	2	28	18
15	16	40	R. RAMOS	ESP	Team GoEleven	Kawasaki ZX-10R	25	55.791	1'25.580	246,4	1'24.788	245,8	1	54	16
16	19	9	D. SCHMITTER	SUI	Grillini Racing Team	Kawasaki ZX-10R	25	59.021	1'26.042	246,4	1'25.354	250,4		2	25
17	22	56	P. SEBESTYÉN	HUN	Team Tóth	Yamaha YZF R1	24	1 Lap	1'26.971	240,8	1'26.859	238,1			
18	21	119	P. SZKOPEK	POL	Team Tóth	Yamaha YZF R1	24	1 Lap	1'26.524	243,6	1'25.970	238,1		1	28
-----Not Classified-----															
NC	23	4	G. VIZZIELLO	ITA	Grillini Racing Team	Kawasaki ZX-10R	16	9 Laps	1'26.512	241,9	1'27.240	235,0			
RET	20	11	S. AL SULAITI	QAT	Pedercini Racing	Kawasaki ZX-10R	16	9 Laps	1'26.366	243,6	1'25.589	240,8			
RET	3	34	D. GIUGLIANO	ITA	Aruba.it Racing - Ducati	Ducati Panigale R	12	13 Laps	1'23.747	256,4	1'22.479	257,6		165	5
RET	18	35	R. DE ROSA	ITA	Althea BMW Racing Team	BMW S1000 RR	12	13 Laps	1'24.888	250,4	1'24.867	239,7			
RET	4	7	C. DAVIES	GBR	Aruba.it Racing - Ducati	Ducati Panigale R	4	21 Laps	1'23.443	257,6	1'22.696	255,8		244	3

AIR	Humidity:	67%	Temp:	22°C
TRACK	Condition:	Dry	Temp:	46°C

Fastest Lap	4° Chaz Davies	1'23.443	155,747	Km/h
Lap Record:	2014 D.Giugliano	1'23.403	155,820	Km/h
Best Lap	2014 T.Sykes	1'21.811	158,850	Km/h

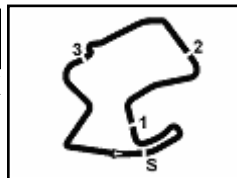
No. Rider	From	To	Laps	Total
66 T. SYKES	1	4	4	
1 J. REA	5	16	12	
66 T. SYKES	17	19	3	7
1 J. REA	20	25	6	18

No. Rider	Laps		
66 T. SYKES	125	22 A. LOWES	1
7 C. DAVIES	89	44 L. MAHIAS	1
1 J. REA	88		
69 N. HAYDEN	16		
34 D. GIUGLIANO	11		
60 M. VAN DER MARK	8		
25 J. BROOKES	5		

Start 09/07/2016 14:30 End 15:07 The results are provisional until the end of the time limit for protests and appeals and the completion of the technical checks.

These data/results cannot be reproduced, stored and/or transmitted in whole or in part by any manner of electronic, mechanical, photocopying, recording, broadcasting or otherwise now known or herein after developed without the previous express consent by the copyright owner, except for reproduction in daily press and regular printed publications on sale to the public within 60 days of the event related to those data/results and always provided that copyright symbol appears together as follows below.

© DORNA WSBK ORGANIZATION Srl 2016

**US Round, 8-9-10 July 2016**
World Superbike - Results Race 1

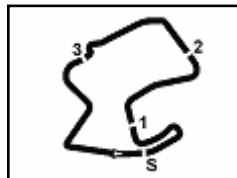
RACE HIGHLIGHTS

14.28.03		Warm-up Lap Start
14.30.54		Start
14.32.26		No Jump Start
14.36.54	7 Davies	Crashed - Rider OK - Turn 6
14.37.25	7 Davies	Out
14.40.16	25 Brookes	On the Gravel - Re-Joined - Turn 7
14.42.10	4 Vizziello	Technical Problem
14.42.25	4 Vizziello	Entered Pits
14.48.32	34 Giugliano	Crashed - Turn 8
14.48.47	35 De Rosa	Crashed - Turn 5
14.49.29	35 De Rosa	Out
14.49.35	34 Giugliano	Out
14.54.56	11 Al Sulaiti	Crashed - Turn 8
14.55.21	11 Al Sulaiti	Out
15.07.05		End Of Session

09/07/2016 Start End The results are provisional until the end of the time limit for protests and appeals
14:30 15:07 and the completion of the technical checks.

These data/results cannot be reproduced, stored and/or transmitted in whole or in part by any manner of electronic, mechanical, photocopying, recording, broadcasting or otherwise now known or herein after developed without the previous express consent by the copyright owner, except for reproduction in daily press and regular printed publications on sale to the public within 60 days of the event related to those data/results and always provided that copyright symbol appears together as follows below.

© DORNA WSBK ORGANIZATION Srl 2016



Mazda Raceway 3.610 m

US Round, 8-9-10 July 2016

World Superbike - Lap Chart Race 1

2 / 3

Lap 1

1	66 T.Sykes (GBR)	
2	7 C.Davies (GBR)	0.350
3	1 J.Rea (GBR)	0.603
4	34 D.Giugliano (ITA)	0.959
5	69 N.Hayden (USA)	1.513
6	22 A.Lowes (GBR)	2.013
7	32 L.Savadori (ITA)	2.406
8	12 X.Forés (ESP)	3.001
9	59 N.Canepa (ITA)	3.316
10	60 M.van der Mark (NED)	3.357
11	15 A.De Angelis (RSM)	3.573
12	81 J.Torres (ESP)	3.876
13	13 A.West (AUS)	4.106
14	2 L.Camier (GBR)	4.404
15	35 R.De Rosa (ITA)	4.786
16	25 J.Brookes (AUS)	5.190
17	40 R.Ramos (ESP)	5.286
18	17 K.Abraham (CZE)	5.620
19	9 D.Schmitter (SUI)	6.431
20	4 G.Vizzello (ITA)	6.717
21	11 S.Al Sulaiti (QAT)	6.977
22	119 P.Szkopek (POL)	7.201
23	56 P.Sebestyén (HUN)	7.805

Lap 4

1	66 T.Sykes (GBR)	
2	7 C.Davies (GBR)	0.199
3	1 J.Rea (GBR)	0.454
4	34 D.Giugliano (ITA)	1.465
5	69 N.Hayden (USA)	2.230
6	22 A.Lowes (GBR)	3.142
7	32 L.Savadori (ITA)	3.684
8	12 X.Forés (ESP)	4.780
9	60 M.van der Mark (NED)	5.348
10	15 A.De Angelis (RSM)	7.232
11	81 J.Torres (ESP)	7.902
12	59 N.Canepa (ITA)	8.018
13	13 A.West (AUS)	8.640
14	35 R.De Rosa (ITA)	9.056
15	25 J.Brookes (AUS)	9.537
16	2 L.Camier (GBR)	9.865
17	40 R.Ramos (ESP)	11.381
18	17 K.Abraham (CZE)	11.729
19	9 D.Schmitter (SUI)	14.699
20	11 S.Al Sulaiti (QAT)	15.567
21	4 G.Vizzello (ITA)	16.092
22	119 P.Szkopek (POL)	16.582
23	56 P.Sebestyén (HUN)	18.004

2	66 T.Sykes (GBR)	0.452
3	34 D.Giugliano (ITA)	0.681
4	69 N.Hayden (USA)	2.621
5	22 A.Lowes (GBR)	2.979
6	32 L.Savadori (ITA)	4.609
7	60 M.van der Mark (NED)	5.918
8	12 X.Forés (ESP)	6.648
9	15 A.De Angelis (RSM)	7.808
10	81 J.Torres (ESP)	8.519
11	59 N.Canepa (ITA)	9.812
12	13 A.West (AUS)	10.675
13	35 R.De Rosa (ITA)	11.979
14	2 L.Camier (GBR)	12.228
15	40 R.Ramos (ESP)	15.937
16	17 K.Abraham (CZE)	16.255
17	25 J.Brookes (AUS)	18.441
18	9 D.Schmitter (SUI)	21.198
19	11 S.Al Sulaiti (QAT)	22.341
20	4 G.Vizzello (ITA)	25.794
21	119 P.Szkopek (POL)	26.114
22	56 P.Sebestyén (HUN)	26.802

6	32 L.Savadori (ITA)	6.623
7	60 M.van der Mark (NED)	7.640
8	12 X.Forés (ESP)	9.489
9	15 A.De Angelis (RSM)	10.937
10	81 J.Torres (ESP)	10.976
11	59 N.Canepa (ITA)	12.313
12	13 A.West (AUS)	14.325
13	2 L.Camier (GBR)	16.417
14	35 R.De Rosa (ITA)	16.902
15	17 K.Abraham (CZE)	22.249
16	25 J.Brookes (AUS)	22.709
17	40 R.Ramos (ESP)	24.246
18	9 D.Schmitter (SUI)	28.309
19	11 S.Al Sulaiti (QAT)	29.617
20	119 P.Szkopek (POL)	36.870
21	56 P.Sebestyén (HUN)	37.392
22	4 G.Vizzello (ITA)	

Lap 2

1	66 T.Sykes (GBR)	
2	7 C.Davies (GBR)	0.293
3	1 J.Rea (GBR)	0.464
4	34 D.Giugliano (ITA)	1.074
5	69 N.Hayden (USA)	1.566
6	22 A.Lowes (GBR)	2.088
7	32 L.Savadori (ITA)	2.617
8	12 X.Forés (ESP)	3.366
9	60 M.van der Mark (NED)	4.081
10	59 N.Canepa (ITA)	4.604
11	15 A.De Angelis (RSM)	4.859
12	81 J.Torres (ESP)	5.265
13	13 A.West (AUS)	5.550
14	35 R.De Rosa (ITA)	6.356
15	2 L.Camier (GBR)	6.585
16	25 J.Brookes (AUS)	6.675
17	40 R.Ramos (ESP)	7.531
18	17 K.Abraham (CZE)	7.644
19	9 D.Schmitter (SUI)	9.600
20	11 S.Al Sulaiti (QAT)	10.101
21	4 G.Vizzello (ITA)	10.207
22	119 P.Szkopek (POL)	10.625
23	56 P.Sebestyén (HUN)	11.299

Lap 5

1	1 J.Rea (GBR)	
2	66 T.Sykes (GBR)	0.235
3	34 D.Giugliano (ITA)	0.590
4	69 N.Hayden (USA)	1.622
5	22 A.Lowes (GBR)	2.336
6	32 L.Savadori (ITA)	3.425
7	12 X.Forés (ESP)	4.557
8	60 M.van der Mark (NED)	4.863
9	15 A.De Angelis (RSM)	6.748
10	81 J.Torres (ESP)	7.498
11	59 N.Canepa (ITA)	7.825
12	13 A.West (AUS)	8.740
13	35 R.De Rosa (ITA)	9.218
14	25 J.Brookes (AUS)	9.335
15	2 L.Camier (GBR)	9.752
16	40 R.Ramos (ESP)	12.108
17	17 K.Abraham (CZE)	12.612
18	9 D.Schmitter (SUI)	16.229
19	11 S.Al Sulaiti (QAT)	17.334
20	4 G.Vizzello (ITA)	17.861
21	119 P.Szkopek (POL)	19.972
22	56 P.Sebestyén (HUN)	20.358

Lap 8

1	1 J.Rea (GBR)	
2	66 T.Sykes (GBR)	0.533
3	34 D.Giugliano (ITA)	1.173
4	69 N.Hayden (USA)	3.395
5	22 A.Lowes (GBR)	3.755
6	32 L.Savadori (ITA)	5.408
7	60 M.van der Mark (NED)	6.523
8	12 X.Forés (ESP)	7.609
9	15 A.De Angelis (RSM)	8.387
10	81 J.Torres (ESP)	9.101
11	59 N.Canepa (ITA)	10.749
12	13 A.West (AUS)	11.644
13	35 R.De Rosa (ITA)	13.341
14	2 L.Camier (GBR)	13.519
15	40 R.Ramos (ESP)	18.108
16	17 K.Abraham (CZE)	18.464
17	25 J.Brookes (AUS)	19.980
18	9 D.Schmitter (SUI)	23.733
19	11 S.Al Sulaiti (QAT)	24.805
20	119 P.Szkopek (POL)	30.069
21	56 P.Sebestyén (HUN)	30.458
22	4 G.Vizzello (ITA)	

Lap 11

1	1 J.Rea (GBR)	
2	66 T.Sykes (GBR)	0.815
3	34 D.Giugliano (ITA)	1.540
4	69 N.Hayden (USA)	5.557
5	22 A.Lowes (GBR)	5.872
6	32 L.Savadori (ITA)	7.290
7	60 M.van der Mark (NED)	8.302
8	12 X.Forés (ESP)	10.686
9	15 A.De Angelis (RSM)	11.997
10	81 J.Torres (ESP)	12.431
11	59 N.Canepa (ITA)	13.412
12	13 A.West (AUS)	15.683
13	2 L.Camier (GBR)	17.260
14	35 R.De Rosa (ITA)	18.292
15	17 K.Abraham (CZE)	24.257
16	25 J.Brookes (AUS)	24.726
17	40 R.Ramos (ESP)	26.817
18	9 D.Schmitter (SUI)	30.818
19	11 S.Al Sulaiti (QAT)	32.111
20	119 P.Szkopek (POL)	40.312
21	56 P.Sebestyén (HUN)	40.802
22	4 G.Vizzello (ITA)	

Lap 3

1	66 T.Sykes (GBR)	
2	7 C.Davies (GBR)	0.282
3	1 J.Rea (GBR)	0.455
4	34 D.Giugliano (ITA)	1.244
5	69 N.Hayden (USA)	1.733
6	22 A.Lowes (GBR)	2.633
7	32 L.Savadori (ITA)	2.921
8	12 X.Forés (ESP)	3.696
9	60 M.van der Mark (NED)	4.484
10	15 A.De Angelis (RSM)	5.975
11	81 J.Torres (ESP)	6.727
12	59 N.Canepa (ITA)	6.744
13	13 A.West (AUS)	7.351
14	35 R.De Rosa (ITA)	7.694
15	25 J.Brookes (AUS)	7.833
16	2 L.Camier (GBR)	8.088
17	40 R.Ramos (ESP)	9.267
18	17 K.Abraham (CZE)	9.795
19	9 D.Schmitter (SUI)	12.183
20	11 S.Al Sulaiti (QAT)	12.727
21	4 G.Vizzello (ITA)	13.106
22	119 P.Szkopek (POL)	13.584
23	56 P.Sebestyén (HUN)	14.559

Lap 6

1	1 J.Rea (GBR)	
2	66 T.Sykes (GBR)	0.236
3	34 D.Giugliano (ITA)	0.545
4	69 N.Hayden (USA)	1.926
5	22 A.Lowes (GBR)	2.377
6	32 L.Savadori (ITA)	3.790
7	60 M.van der Mark (NED)	5.342
8	12 X.Forés (ESP)	5.618
9	15 A.De Angelis (RSM)	7.147
10	81 J.Torres (ESP)	7.744
11	59 N.Canepa (ITA)	8.581
12	13 A.West (AUS)	9.526
13	25 J.Brookes (AUS)	10.079
14	35 R.De Rosa (ITA)	10.339
15	2 L.Camier (GBR)	10.552
16	40 R.Ramos (ESP)	13.767
17	17 K.Abraham (CZE)	14.205
18	9 D.Schmitter (SUI)	18.340
19	11 S.Al Sulaiti (QAT)	19.414
20	4 G.Vizzello (ITA)	21.335
21	119 P.Szkopek (POL)	22.781
22	56 P.Sebestyén (HUN)	23.424

Lap 9

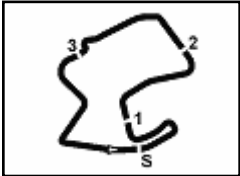
1	1 J.Rea (GBR)	
2	66 T.Sykes (GBR)	0.750
3	34 D.Giugliano (ITA)	1.452
4	69 N.Hayden (USA)	3.951
5	22 A.Lowes (GBR)	4.870
6	32 L.Savadori (ITA)	6.086
7	60 M.van der Mark (NED)	7.015
8	12 X.Forés (ESP)	8.735
9	15 A.De Angelis (RSM)	9.152
10	81 J.Torres (ESP)	9.733
11	59 N.Canepa (ITA)	11.488
12	13 A.West (AUS)	12.900
13	2 L.Camier (GBR)	15.315
14	35 R.De Rosa (ITA)	15.355
15	17 K.Abraham (CZE)	20.383
16	25 J.Brookes (AUS)	21.534
17	40 R.Ramos (ESP)	22.321
18	9 D.Schmitter (SUI)	26.125
19	11 S.Al Sulaiti (QAT)	27.268
20	119 P.Szkopek (POL)	33.751
21	56 P.Sebestyén (HUN)	34.115
22	4 G.Vizzello (ITA)	

Lap 12

1	1 J.Rea (GBR)	
2	66 T.Sykes (GBR)	0.570
3	34 D.Giugliano (ITA)	1.359
4	69 N.Hayden (USA)	6.272
5	22 A.Lowes (GBR)	6.959
6	32 L.Savadori (ITA)	7.694
7	60 M.van der Mark (NED)	8.768
8	12 X.Forés (ESP)	11.287
9	15 A.De Angelis (RSM)	12.635
10	81 J.Torres (ESP)	13.143
11	59 N.Canepa (ITA)	14.038
12	13 A.West (AUS)	16.678
13	2 L.Camier (GBR)	18.018
14	35 R.De Rosa (ITA)	19.752
15	25 J.Brookes (AUS)	25.973
16	17 K.Abraham (CZE)	26.348
17	40 R.Ramos (ESP)	28.734
18	9 D.Schmitter (SUI)	32.600
19	11 S.Al Sulaiti (QAT)	34.549
20	119 P.Szkopek (POL)	43.409
21	56 P.Sebestyén (HUN)	44.224
22	4 G.Vizzello (ITA)	

These data/results cannot be reproduced, stored and/or transmitted in whole or in part by any manner of electronic, mechanical, photocopying, recording, broadcasting or otherwise now known or herein after developed without the previous express consent by the copyright owner, except for reproduction in daily press and regular printed publications on sale to the public within 60 days of the event related to those data/results and always provided that copyright symbol appears together as follows below.

© DORNA WSBK ORGANIZATION Srl 2016



US Round, 8-9-10 July 2016

World Superbike - Lap Chart Race 1

Mazda Raceway 3.610 m

3 / 3

10	59 N.Canepa (ITA)	15.070
11	13 A.West (AUS)	17.995
12	2 L.Camier (GBR)	18.658
13	25 J.Brookes (AUS)	27.854
14	17 K.Abraham (CZE)	28.165
15	40 R.Ramos (ESP)	31.178
16	9 D.Schmitter (SUI)	35.386
17	11 S.Al Sulaiti (QAT)	37.041
18	119 P.Szkopek (POL)	48.500
19	56 P.Sebestyén (HUN)	48.604
20	4 G.Vizziello (ITA)	

Lap 14

1	1 J.Rea (GBR)	
2	66 T.Sykes (GBR)	0.222
3	69 N.Hayden (USA)	7.836
4	22 A.Lowes (GBR)	8.107
5	32 L.Savadori (ITA)	8.370
6	60 M.van der Mark (NED)	9.440
7	12 X.Forés (ESP)	12.584
8	81 J.Torres (ESP)	14.059
9	15 A.De Angelis (RSM)	14.547
10	59 N.Canepa (ITA)	15.595
11	13 A.West (AUS)	18.741
12	2 L.Camier (GBR)	18.935
13	25 J.Brookes (AUS)	28.927
14	17 K.Abraham (CZE)	29.518
15	40 R.Ramos (ESP)	32.794
16	9 D.Schmitter (SUI)	37.039
17	11 S.Al Sulaiti (QAT)	38.748
18	119 P.Szkopek (POL)	51.687
19	56 P.Sebestyén (HUN)	52.329
20	4 G.Vizziello (ITA)	

Lap 15

1	1 J.Rea (GBR)	
2	66 T.Sykes (GBR)	0.276
3	69 N.Hayden (USA)	8.932
4	22 A.Lowes (GBR)	9.500
5	32 L.Savadori (ITA)	9.583
6	60 M.van der Mark (NED)	10.137
7	12 X.Forés (ESP)	13.598
8	81 J.Torres (ESP)	14.903
9	15 A.De Angelis (RSM)	15.238
10	59 N.Canepa (ITA)	16.877
11	2 L.Camier (GBR)	20.486
12	13 A.West (AUS)	20.511
13	25 J.Brookes (AUS)	30.584
14	17 K.Abraham (CZE)	31.140
15	40 R.Ramos (ESP)	35.356
16	9 D.Schmitter (SUI)	39.359
17	11 S.Al Sulaiti (QAT)	41.252
18	119 P.Szkopek (POL)	54.698
19	56 P.Sebestyén (HUN)	55.731
20	4 G.Vizziello (ITA)	

Lap 16

1	1 J.Rea (GBR)	
2	66 T.Sykes (GBR)	0.315
3	69 N.Hayden (USA)	9.804
4	22 A.Lowes (GBR)	10.428
5	32 L.Savadori (ITA)	10.571
6	60 M.van der Mark (NED)	10.973
7	12 X.Forés (ESP)	14.192
8	81 J.Torres (ESP)	15.122
9	15 A.De Angelis (RSM)	15.744
10	59 N.Canepa (ITA)	17.584
11	2 L.Camier (GBR)	20.851
12	13 A.West (AUS)	21.607
13	25 J.Brookes (AUS)	31.977
14	17 K.Abraham (CZE)	32.659
15	40 R.Ramos (ESP)	37.478
16	9 D.Schmitter (SUI)	41.842
17	11 S.Al Sulaiti (QAT)	43.515
18	119 P.Szkopek (POL)	57.692
19	56 P.Sebestyén (HUN)	58.659

Lap 17

1	66 T.Sykes (GBR)	
2	1 J.Rea (GBR)	0.250
3	69 N.Hayden (USA)	10.184
4	22 A.Lowes (GBR)	10.668
5	32 L.Savadori (ITA)	10.807
6	60 M.van der Mark (NED)	11.128
7	12 X.Forés (ESP)	14.155
8	81 J.Torres (ESP)	15.026
9	15 A.De Angelis (RSM)	16.194
10	59 N.Canepa (ITA)	17.974
11	2 L.Camier (GBR)	20.988
12	13 A.West (AUS)	21.757
13	25 J.Brookes (AUS)	32.766
14	17 K.Abraham (CZE)	33.626
15	40 R.Ramos (ESP)	38.916
16	9 D.Schmitter (SUI)	43.318
17	119 P.Szkopek (POL)	100.861
18	56 P.Sebestyén (HUN)	101.588

Lap 18

1	66 T.Sykes (GBR)	
2	1 J.Rea (GBR)	0.301
3	69 N.Hayden (USA)	10.781
4	22 A.Lowes (GBR)	11.278
5	32 L.Savadori (ITA)	11.481
6	60 M.van der Mark (NED)	11.829
7	12 X.Forés (ESP)	14.655
8	81 J.Torres (ESP)	15.350
9	15 A.De Angelis (RSM)	17.307
10	59 N.Canepa (ITA)	18.650
11	2 L.Camier (GBR)	21.829
12	13 A.West (AUS)	22.550
13	25 J.Brookes (AUS)	33.745
14	17 K.Abraham (CZE)	34.721
15	40 R.Ramos (ESP)	41.166
16	9 D.Schmitter (SUI)	45.414
17	119 P.Szkopek (POL)	103.911
18	56 P.Sebestyén (HUN)	104.910

Lap 19

1	66 T.Sykes (GBR)	
2	1 J.Rea (GBR)	0.056
3	69 N.Hayden (USA)	11.407
4	22 A.Lowes (GBR)	11.936
5	60 M.van der Mark (NED)	12.395
6	32 L.Savadori (ITA)	12.755
7	12 X.Forés (ESP)	15.150
8	81 J.Torres (ESP)	15.667
9	15 A.De Angelis (RSM)	17.976
10	59 N.Canepa (ITA)	19.291
11	2 L.Camier (GBR)	22.259
12	13 A.West (AUS)	23.842
13	25 J.Brookes (AUS)	34.305
14	17 K.Abraham (CZE)	35.956
15	40 R.Ramos (ESP)	42.689
16	9 D.Schmitter (SUI)	47.643
17	119 P.Szkopek (POL)	106.336
18	56 P.Sebestyén (HUN)	107.750

Lap 20

1	1 J.Rea (GBR)	
2	66 T.Sykes (GBR)	0.407
3	69 N.Hayden (USA)	11.613
4	22 A.Lowes (GBR)	12.054
5	60 M.van der Mark (NED)	12.157
6	32 L.Savadori (ITA)	12.928
7	12 X.Forés (ESP)	14.914
8	81 J.Torres (ESP)	15.437
9	15 A.De Angelis (RSM)	18.299
10	59 N.Canepa (ITA)	19.606
11	2 L.Camier (GBR)	22.326
12	13 A.West (AUS)	24.070

13	25 J.Brookes (AUS)	34.975
14	17 K.Abraham (CZE)	37.050
15	40 R.Ramos (ESP)	44.253
16	9 D.Schmitter (SUI)	49.292
17	119 P.Szkopek (POL)	108.916
18	56 P.Sebestyén (HUN)	110.270

Lap 21

1	1 J.Rea (GBR)	
2	66 T.Sykes (GBR)	0.791
3	69 N.Hayden (USA)	12.468
4	22 A.Lowes (GBR)	12.852
5	60 M.van der Mark (NED)	12.900
6	32 L.Savadori (ITA)	13.506
7	12 X.Forés (ESP)	15.598
8	81 J.Torres (ESP)	16.165
9	15 A.De Angelis (RSM)	18.864
10	59 N.Canepa (ITA)	20.200
11	2 L.Camier (GBR)	23.140
12	13 A.West (AUS)	25.168
13	25 J.Brookes (AUS)	36.498
14	17 K.Abraham (CZE)	39.034
15	40 R.Ramos (ESP)	46.694
16	9 D.Schmitter (SUI)	51.856
17	119 P.Szkopek (POL)	112.033
18	56 P.Sebestyén (HUN)	113.373

Lap 22

1	1 J.Rea (GBR)	
2	66 T.Sykes (GBR)	1.156
3	69 N.Hayden (USA)	12.575
4	22 A.Lowes (GBR)	12.905
5	60 M.van der Mark (NED)	13.176
6	32 L.Savadori (ITA)	13.701
7	12 X.Forés (ESP)	15.691
8	81 J.Torres (ESP)	16.250
9	15 A.De Angelis (RSM)	18.908
10	59 N.Canepa (ITA)	20.895
11	2 L.Camier (GBR)	23.678
12	13 A.West (AUS)	26.109
13	25 J.Brookes (AUS)	37.417
14	17 K.Abraham (CZE)	40.682
15	40 R.Ramos (ESP)	48.969
16	9 D.Schmitter (SUI)	53.748
17	119 P.Szkopek (POL)	114.360
18	56 P.Sebestyén (HUN)	116.455

Lap 23

1	1 J.Rea (GBR)	
2	66 T.Sykes (GBR)	0.954
3	69 N.Hayden (USA)	12.504
4	22 A.Lowes (GBR)	13.134
5	60 M.van der Mark (NED)	13.238
6	32 L.Savadori (ITA)	13.949
7	12 X.Forés (ESP)	15.732
8	81 J.Torres (ESP)	16.425
9	15 A.De Angelis (RSM)	19.241
10	59 N.Canepa (ITA)	21.569
11	2 L.Camier (GBR)	23.993
12	13 A.West (AUS)	27.025
13	25 J.Brookes (AUS)	38.295
14	17 K.Abraham (CZE)	42.875
15	40 R.Ramos (ESP)	50.934
16	9 D.Schmitter (SUI)	55.660
17	56 P.Sebestyén (HUN)	119.568
18	119 P.Szkopek (POL)	124.354

Lap 24

1	1 J.Rea (GBR)	
2	66 T.Sykes (GBR)	0.944
3	69 N.Hayden (USA)	12.546
4	60 M.van der Mark (NED)	13.182
5	22 A.Lowes (GBR)	13.787
6	32 L.Savadori (ITA)	14.014
7	12 X.Forés (ESP)	15.831

Lap 25

1	1 J.Rea (GBR)	
2	66 T.Sykes (GBR)	0.819
3	69 N.Hayden (USA)	12.296
4	60 M.van der Mark (NED)	13.067
5	22 A.Lowes (GBR)	13.335
6	32 L.Savadori (ITA)	13.816
7	12 X.Forés (ESP)	15.541
8	81 J.Torres (ESP)	15.838
9	15 A.De Angelis (RSM)	19.999
10	59 N.Canepa (ITA)	22.832
11	2 L.Camier (GBR)	24.065
12	13 A.West (AUS)	28.902
13	25 J.Brookes (AUS)	39.957
14	17 K.Abraham (CZE)	46.552
15	40 R.Ramos (ESP)	55.791
16	9 D.Schmitter (SUI)	59.021

This data/results cannot be reproduced, stored and/or transmitted in whole or in part by any manner of electronic, mechanical, photocopying, recording, broadcasting or otherwise now known or herein after developed without the previous express consent by the copyright owner, except for reproduction in daily press and regular printed publications on sale to the public within 60 days of the event related to those data/results and always provided that copyright symbol appears together as follows below.

© DORNA WSBK ORGANIZATION Srl 2016

US Round, 8-9-10 July 2016

World Superbike - Best Sector & Speed Race 1

Mazda Raceway 3.610 m

Results

Pos	Rider	Team	Laps
1	J. REA	Kawasaki ZX-10R	25
2	66 T. SYKES	Kawasaki ZX-10R	0.819
3	69 N. HAYDEN	Honda CBR1000RR SP	12.296
4	60 M. VAN DER MARK	Honda CBR1000RR SP	13.067
5	22 A. LOWES	Yamaha YZF R1	13.335
6	32 L. SAVADORI	Aorilia RS4 V4	13.816
7	12 X. FORÉS	Ducati Panigale R	15.541
8	81 J. TORRES	BMW S1000 RR	15.838
9	15 A. DE ANGELIS	Aorilia RS4 V4	19.999
10	59 N. CANEPA	Yamaha YZF R1	22.832
11	2 L. CAMIER	MV Austa 1000 F4	24.065
12	13 A. WEST	Kawasaki ZX-10R	28.902
13	25 J. BROOKES	BMW S1000 RR	39.957
14	17 K. ABRAHAM	BMW S1000 RR	46.552
15	40 R. RAMOS	Kawasaki ZX-10R	55.791
16	9 D. SCHMITTER	Kawasaki ZX-10R	59.021
17	56 P. SEBESTYÉN	Yamaha YZF R1	1 Lap
18	119 P. SZKOPEK	Yamaha YZF R1	1 Lap
NC	4 G. VIZZIELLO	Kawasaki ZX-10R	9 Laps
RET	11 S. AL SULAITI	Kawasaki ZX-10R	9 Laps
RET	34 D. GIUGLIANO	Ducati Panigale R	13 Laps
RET	35 R. DE ROSA	BMW S1000 RR	13 Laps
RET	7 C. DAVIES	Ducati Panigale R	21 Laps

Best Sector & Speed

Pos	Rider	Team	Time
1	J. REA	Kawasaki ZX-10R	259.5
2	7 C. DAVIES	Ducati Panigale R	257.6
3	66 T. SYKES	Kawasaki ZX-10R	257.0
4	34 D. GIUGLIANO	Ducati Panigale R	256.4
5	69 N. HAYDEN	Honda CBR1000RR SP	256.4
6	22 A. LOWES	Yamaha YZF R1	256.4
7	15 A. DE ANGELIS	Aorilia RS4 V4	254.6
8	60 M. VAN DER MARK	Honda CBR1000RR SP	254.6
9	25 J. BROOKES	BMW S1000 RR	253.4
10	32 L. SAVADORI	Aorilia RS4 V4	253.4
11	81 J. TORRES	BMW S1000 RR	252.8
12	59 N. CANEPA	Yamaha YZF R1	251.6
13	17 K. ABRAHAM	BMW S1000 RR	251.0
14	2 L. CAMIER	MV Austa 1000 F4	250.4
15	35 R. DE ROSA	BMW S1000 RR	250.4
16	13 A. WEST	Kawasaki ZX-10R	248.7
17	9 D. SCHMITTER	Kawasaki ZX-10R	246.4
18	40 R. RAMOS	Kawasaki ZX-10R	246.4
19	12 X. FORÉS	Ducati Panigale R	244.7
20	119 P. SZKOPEK	Yamaha YZF R1	243.6
21	11 S. AL SULAITI	Kawasaki ZX-10R	243.6
22	4 G. VIZZIELLO	Kawasaki ZX-10R	241.9
23	56 P. SEBESTYÉN	Yamaha YZF R1	240.8

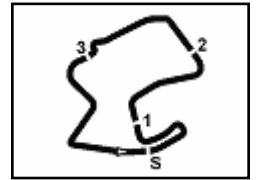
Seg. 1		Seg. 2		Seg. 3		Seg. 4		Seg. 5			
1	J. REA	2.167	1	7 C. DAVIES	19.772	1	12 X. FORÉS	17.301	1	7 C. DAVIES	24.841
2	66 T. SYKES	2.172	2	69 N. HAYDEN	19.792	2	34 D. GIUGLIANO	17.313	2	1 J. REA	24.843
3	32 L. SAVADORI	2.176	3	34 D. GIUGLIANO	19.817	3	7 C. DAVIES	17.319	3	66 T. SYKES	24.865
4	15 A. DE ANGELIS	2.177	4	66 T. SYKES	19.859	4	32 L. SAVADORI	17.333	4	69 N. HAYDEN	24.978
5	69 N. HAYDEN	2.187	5	22 A. LOWES	19.860	5	66 T. SYKES	17.333	5	34 D. GIUGLIANO	24.984
6	81 J. TORRES	2.188	6	1 J. REA	19.873	6	22 A. LOWES	17.362	6	32 L. SAVADORI	24.995
7	34 D. GIUGLIANO	2.188	7	32 L. SAVADORI	19.958	7	1 J. REA	17.365	7	22 A. LOWES	24.998
8	7 C. DAVIES	2.193	8	12 X. FORÉS	19.974	8	35 R. DE ROSA	17.422	8	60 M. VAN DER MAR	25.072
9	22 A. LOWES	2.199	9	60 M. VAN DER MAR	19.980	9	69 N. HAYDEN	17.446	9	15 A. DE ANGELIS	25.096
10	60 M. VAN DER MAR	2.199	10	81 J. TORRES	20.003	10	81 J. TORRES	17.451	10	59 N. CANEPA	25.101
11	35 R. DE ROSA	2.207	11	2 L. CAMIER	20.077	11	15 A. DE ANGELIS	17.475	11	32 L. SAVADORI	25.180
12	13 A. WEST	2.218	12	59 N. CANEPA	20.125	12	25 J. BROOKES	17.483	12	12 X. FORÉS	25.241
13	17 K. ABRAHAM	2.221	13	13 A. WEST	20.129	13	2 L. CAMIER	17.490	13	25 J. BROOKES	25.314
14	25 J. BROOKES	2.222	14	35 R. DE ROSA	20.197	14	13 A. WEST	17.490	14	13 A. WEST	25.337
15	59 N. CANEPA	2.230	15	25 J. BROOKES	20.203	15	60 M. VAN DER MAR	17.502	15	2 L. CAMIER	25.346
16	2 L. CAMIER	2.240	16	15 A. DE ANGELIS	20.220	16	59 N. CANEPA	17.529	16	17 K. ABRAHAM	25.353
17	12 X. FORÉS	2.241	17	40 R. RAMOS	20.284	17	17 K. ABRAHAM	17.615	17	35 R. DE ROSA	25.477
18	9 D. SCHMITTER	2.253	18	9 D. SCHMITTER	20.337	18	119 P. SZKOPEK	17.751	18	40 R. RAMOS	25.523
19	40 R. RAMOS	2.265	19	17 K. ABRAHAM	20.337	19	40 R. RAMOS	17.752	19	11 S. AL SULAITI	25.567
20	11 S. AL SULAITI	2.269	20	11 S. AL SULAITI	20.363	20	9 D. SCHMITTER	17.767	20	9 D. SCHMITTER	25.704
21	119 P. SZKOPEK	2.274	21	119 P. SZKOPEK	20.450	21	11 S. AL SULAITI	17.794	21	4 G. VIZZIELLO	25.718
22	4 G. VIZZIELLO	2.284	22	4 G. VIZZIELLO	20.489	22	56 P. SEBESTYÉN	17.891	22	56 P. SEBESTYÉN	25.723
23	56 P. SEBESTYÉN	2.308	23	56 P. SEBESTYÉN	20.573	23	4 G. VIZZIELLO	17.895	23	119 P. SZKOPEK	25.841

09/07/2016

These data/results cannot be reproduced, stored and/or transmitted in whole or in part by any manner of electronic, mechanical, photocopying, recording, broadcasting or otherwise now known or herein after developed without the previous express consent by the copyright owner, except for reproduction in daily press and regular printed publications on sale to the public within 60 days of the event related to those data/results and always provided that copyright symbol appears together as follows below.

© DORNA WSBK ORGANIZATION Srl 2016





US Round, 8-9-10 July 2016 World Superbike - Chronological Analysis Race 1

Start at 14:30'18.397

1 / 4

1 J. REA ('123.525)								
Lap	Seg. 1	Seg. 2	Seg. 3	Seg. 4	Seg. 5	Lap Time	km/h	Local Time
1			17.511	19.359	24.843	1'29.556	14:31'47.953	
2	2.167	19.884	17.365	19.275	24.949	1'23.640	259.5	14:33'11.593
3	2.170	19.873	17.398	19.395	24.999	1'23.835	254.0	14:34'35.428
4	2.181	19.946	17.370	19.155	24.873	1'23.525	252.2	14:35'58.953
5	2.177	19.914	17.419	19.811	25.246	1'24.567	255.2	14:37'23.520
6	2.202	19.949	17.440	19.663	25.098	1'24.352	255.2	14:38'47.872
7	2.193	19.991	17.372	19.263	25.121	1'23.940	255.2	14:40'11.812
8	2.229	20.030	17.461	19.321	25.038	1'24.079	250.4	14:41'35.891
9	2.201	20.004	17.419	19.331	25.106	1'24.061	254.6	14:42'59.952
10	2.213	19.959	17.500	19.355	25.224	1'24.251	252.2	14:44'24.203
11	2.218	20.002	17.448	19.231	25.283	1'24.182	253.4	14:45'48.385
12	2.207	20.031	17.486	19.382	25.215	1'24.321	254.0	14:47'12.706
13	2.210	20.078	17.467	19.308	25.281	1'24.344	252.2	14:48'37.050
14	2.218	20.091	17.577	19.598	25.354	1'24.838	251.0	14:50'01.888
15	2.210	20.053	17.488	19.357	25.134	1'24.242	253.4	14:51'26.130
16	2.203	20.146	17.563	19.347	25.249	1'24.508	253.4	14:52'50.638
17	2.228	20.053	17.644	19.833	25.572	1'25.330	251.0	14:54'15.968
18	2.182	20.311	17.667	19.471	25.302	1'24.933	257.6	14:55'40.901
19	2.182	20.164	17.533	19.369	25.360	1'24.608	255.8	14:57'05.509
20	2.216	20.481	17.668	19.438	25.341	1'25.144	245.8	14:58'30.653
21	2.210	20.129	17.600	19.348	25.295	1'24.582	253.4	14:59'55.235
22	2.208	20.126	17.627	19.530	25.474	1'24.965	251.0	15:01'20.200
23	2.202	20.297	17.792	19.436	25.439	1'25.166	252.2	15:02'45.366
24	2.198	20.362	17.732	19.594	25.513	1'25.399	252.8	15:04'10.765
25	2.207	20.374	17.793	19.620	25.818	1'25.812	253.4	15:05'36.577

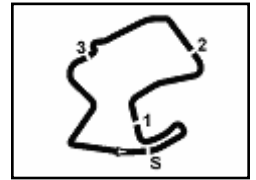
66 T. SYKES ('123.526)								
Lap	Seg. 1	Seg. 2	Seg. 3	Seg. 4	Seg. 5	Lap Time	km/h	Local Time
1			17.527	19.289	24.865	1'28.953	14:31'47.350	
2	2.206	20.020	17.355	19.291	24.907	1'23.779	255.2	14:33'11.129
3	2.195	20.021	17.386	19.298	24.944	1'23.844	254.6	14:34'34.973
4	2.193	19.859	17.333	19.158	24.983	1'23.526	254.0	14:35'58.499
5	2.196	20.330	17.731	19.616	25.383	1'25.256	254.6	14:37'23.755
6	2.206	20.170	17.424	19.407	25.146	1'24.353	249.2	14:38'48.108
7	2.181	20.070	17.460	19.360	25.085	1'24.156	256.4	14:40'12.264
8	2.194	19.990	17.517	19.410	25.049	1'24.160	254.6	14:41'36.424
9	2.190	20.106	17.525	19.387	25.070	1'24.278	254.0	14:43'00.702
10	2.199	20.087	17.474	19.409	25.089	1'24.258	252.2	14:44'24.960
11	2.191	20.097	17.565	19.318	25.069	1'24.240	254.0	14:45'49.200
12	2.190	20.067	17.484	19.266	25.069	1'24.076	254.6	14:47'13.276
13	2.188	20.093	17.515	19.290	25.259	1'24.345	254.6	14:48'37.621
14	2.188	19.995	17.634	19.546	25.126	1'24.489	254.6	14:50'02.110
15	2.174	20.150	17.603	19.320	25.049	1'24.296	257.0	14:51'26.400
16	2.182	20.254	17.629	19.416	25.066	1'24.547	254.0	14:52'50.953
17	2.176	20.165	17.591	19.474	25.359	1'24.765	256.4	14:54'15.718
18	2.204	20.310	17.617	19.526	25.225	1'24.882	255.2	14:55'40.600
19	2.178	20.194	17.598	19.326	25.557	1'24.853	255.8	14:57'05.453
20	2.230	20.592	17.855	19.688	25.242	1'25.607	252.2	14:58'31.060
21	2.172	20.254	17.671	19.406	25.463	1'24.966	255.2	14:59'56.026
22	2.182	20.418	17.756	19.578	25.396	1'25.330	251.6	15:01'21.356
23	2.187	20.311	17.669	19.513	25.284	1'24.964	254.6	15:02'46.320
24	2.197	20.429	17.718	19.750	25.295	1'25.389	253.4	15:04'11.709
25	2.180	20.585	17.677	19.610	25.545	1'25.687	255.8	15:05'37.396

69 N. HAYDEN ('123.832)								
Lap	Seg. 1	Seg. 2	Seg. 3	Seg. 4	Seg. 5	Lap Time	km/h	Local Time
1			17.921	19.501	25.048	1'30.466	14:31'48.863	
2	2.187	19.792	17.446	19.314	25.093	1'23.832	255.8	14:33'12.695
3	2.194	19.868	17.517	19.454	24.978	1'24.011	254.6	14:34'36.706
4	2.205	19.895	17.491	19.351	25.081	1'24.023	254.0	14:36'00.729
5	2.197	20.069	17.508	19.471	25.168	1'24.413	254.0	14:37'25.142
6	2.203	20.043	17.582	19.478	25.350	1'24.656	254.6	14:38'49.798
7	2.214	20.020	17.520	19.465	25.416	1'24.635	252.8	14:40'14.433
8	2.226	20.089	17.619	19.553	25.366	1'24.853	249.8	14:41'39.286
9	2.210	20.090	17.588	19.425	25.304	1'24.617	252.8	14:43'03.903
10	2.212	20.181	17.612	19.485	25.352	1'24.842	251.0	14:44'28.745
11	2.201	20.188	17.665	19.685	25.458	1'25.197	256.4	14:45'53.942
12	2.216	20.315	17.715	19.496	25.294	1'25.036	252.2	14:47'18.978
13	2.199	20.239	17.634	19.551	25.428	1'25.051	251.0	14:48'44.029
14	2.207	20.251	17.833	19.841	25.563	1'25.695	251.6	14:50'09.724
15	2.217	20.310	17.708	19.699	25.404	1'25.338	248.1	14:51'35.062
16	2.213	20.352	17.688	19.628	25.499	1'25.300	250.4	14:53'00.442
17	2.221	20.439	17.743	19.535	25.522	1'25.460	247.5	14:54'25.902
18	2.218	20.206	17.712	19.759	25.584	1'25.479	250.4	14:55'51.381
19	2.228	20.268	17.835	19.722	25.426	1'25.479	249.8	14:57'16.860
20	2.211	20.242	17.746	19.660	25.547	1'25.406	249.8	14:58'42.266

21	2.211	20.265	17.740	19.694	25.527	1'25.437	249.2	15:00'07.703
22	2.208	20.243	17.733	19.461	25.427	1'25.072	251.6	15:01'32.775
23	2.207	20.226	17.658	19.531	25.473	1'25.095	252.2	15:02'57.870
24	2.222	20.361	17.754	19.662	25.442	1'25.441	251.0	15:04'23.311
25	2.213	20.363	17.773	19.604	25.609	1'25.562	252.8	15:05'48.873

60 M. VAN DER MARK ('124.247)								
Lap	Seg. 1	Seg. 2	Seg. 3	Seg. 4	Seg. 5	Lap Time	km/h	Local Time
1						18.032	20.416	1'32.310
2	2.224	20.267		17.502	19.433	25.077	1'24.503	244.7
3	2.220	19.980		17.507	19.468	25.072	1'24.247	254.0
4	2.223	19.999		17.576	19.441	25.151	1'24.390	253.4
5	2.214	20.088		17.551	19.555	25.128	1'24.536	253.4
6	2.216	20.129		17.570	19.476	25.440	1'24.831	252.8
7	2.234	20.180		17.558	19.414	25.130	1'24.516	251.0
8	2.239	20.139		17.676	19.403	25.227	1'24.684	249.8
9	2.216	20.132		17.599	19.451	25.155	1'24.553	252.8
10	2.234	20.230		17.597	19.608	25.207	1'24.876	251.0
11	2.214	20.127		17.663	19.558	25.282	1'24.844	252.8
12	2.223	20.098		17.578	19.650	25.238	1'24.787	251.6
13	2.220	20.146		17.637	19.791	25.291	1'25.085	251.0
14	2.218	20.083		17.638	19.556	25.274	1'24.769	253.4
15	2.219	20.302		17.633	19.529	25.256	1'24.939	252.2
16	2.209	20.421		17.748	19.587	25.379	1'25.344	253.4
17	2.212	20.501		17.721	19.592	25.209	1'25.235	254.6
18	2.199	20.478		17.783	19.685	25.438	1'25.583	254.0
19	2.203	20.400		17.813	19.701	25.302	1'25.419	254.0
20	2.226	20.234		17.692	19.518	25.292	1'24.962	250.4
21	2.226	20.318		17.680	19.606	25.495	1'25.325	250.4
22	2.227	20.402		17.710	19.564	25.338	1'25.241	246.9
23	2.212	20.288		17.826	19.616	25.286	1'25.228	250.4
24	2.208	20.494		17.717	19.549	25.375	1'25.343	248.7
25	2.230	20.220		17.676	19.545	26.026	1'25.697	251.0

22 A. LOWES ('123.854)								
Lap	Seg. 1	Seg. 2	Seg. 3	Seg. 4	Seg. 5	Lap Time	km/h	Local Time
1						17.857	19.610	1'30.966
2	2.214	19.861		17.362	19.419	24.998	1'23.854	251.6
3	2.199	19.860		17.536	19.610	25.184	1'24.389	254.6
4	2.220	19.885		17.399	19.394	25.137	1'24.035	251.0
5	2.213	19.966		17.478	19.428	25.130	1'24.215	254.0
6	2.213	20.047		17.448	19.409	25.276	1'24.393	249.8
7	2.210	20.046		17.437	19.540	25.309	1'24.542	249.8
8	2.207	20.236		17.476	19.525	25.411	1'24.855	252.8
9	2.223	20.257		17.583	19.659	25.454	1'25.176	245.8
10	2.219	20.066		17.42				



US Round, 8-9-10 July 2016 World Superbike - Chronological Analysis Race 1

Mazda Raceway 3.610 m

Start at 14:30'18.397

2 / 4

Lap	Seg. 1	Seg. 2	Seg. 3	Seg. 4	Seg. 5	Lap Time	km/h	Local Time
16	2.226	20.703	17.536	19.581	25.450	1'25.496	233.4	14:53'01.209
17	2.233	20.534	17.610	19.556	25.383	1'25.316	241.9	14:54'26.525
18	2.223	20.521	17.686	19.736	25.390	1'25.556	243.0	14:55'52.081
19	2.215	20.562	18.009	20.000	25.341	1'26.127	244.7	14:57'18.208
20	2.199	20.444	17.642	19.634	25.454	1'25.373	245.2	14:58'43.581
21	2.181	20.400	17.624	19.554	25.401	1'25.160	253.4	15:00'08.741
22	2.185	20.368	17.638	19.575	25.394	1'25.160	249.8	15:01'33.901
23	2.176	20.393	17.597	19.649	25.599	1'25.414	251.0	15:02'59.315
24	2.211	20.510	17.617	19.614	25.512	1'25.464	248.7	15:04'24.779
25	2.203	20.389	17.734	19.563	25.725	1'25.614	245.2	15:05'50.393

12 X. FORÉS (1'24.144)

Lap	Seg. 1	Seg. 2	Seg. 3	Seg. 4	Seg. 5	Lap Time	km/h	Local Time
1			18.173	20.488	25.246	1'31.954		14:31'50.351
2	2.242	20.006	17.301	19.494	25.101	1'24.144	244.1	14:33'14.495
3	2.241	19.974	17.394	19.419	25.146	1'24.174	244.7	14:34'38.669
4	2.247	19.996	17.455	19.521	25.391	1'24.610	243.6	14:36'03.279
5	2.249	20.180	17.481	19.522	25.366	1'24.798	243.0	14:37'28.077
6	2.241	20.241	17.461	19.571	25.899	1'25.413	242.4	14:38'53.490
7	2.282	20.311	17.643	19.484	25.250	1'24.970	236.0	14:40'18.460
8	2.269	20.201	17.619	19.589	25.362	1'25.040	238.7	14:41'43.500
9	2.262	20.195	17.553	19.716	25.461	1'25.187	241.4	14:43'08.687
10	2.268	20.132	17.552	19.678	25.375	1'25.005	240.3	14:44'33.692
11	2.260	20.350	17.599	19.732	25.438	1'25.379	241.4	14:45'59.071
12	2.260	20.238	17.584	19.497	25.343	1'24.922	243.0	14:47'23.993
13	2.254	20.245	17.573	19.780	25.455	1'25.307	241.9	14:48'49.300
14	2.266	20.213	17.495	19.782	25.416	1'25.172	239.2	14:50'14.472
15	2.271	20.314	17.537	19.617	25.517	1'25.256	238.7	14:51'39.728
16	2.261	20.181	17.565	19.658	25.437	1'25.102	240.3	14:53'04.830
17	2.252	20.244	17.605	19.629	25.313	1'25.043	241.9	14:54'29.873
18	2.253	20.228	17.675	19.721	25.505	1'25.382	240.3	14:55'55.255
19	2.264	20.328	17.641	19.612	25.503	1'25.348	241.4	14:57'20.603
20	2.258	20.217	17.614	19.503	25.372	1'24.964	240.8	14:58'45.567
21	2.254	20.274	17.588	19.787	25.363	1'25.266	240.3	15:00'11.833
22	2.248	20.320	17.537	19.585	25.368	1'25.058	242.4	15:01'35.891
23	2.248	20.230	17.663	19.627	25.439	1'25.207	239.7	15:03'01.098
24	2.258	20.341	17.622	19.750	25.527	1'25.498	240.8	15:04'26.596
25	2.265	20.377	17.687	19.716	25.477	1'25.522	238.1	15:05'52.118

81 J. TORRES (1'24.598)

Lap	Seg. 1	Seg. 2	Seg. 3	Seg. 4	Seg. 5	Lap Time	km/h	Local Time
1			17.714	20.273	25.549	1'32.829		14:31'51.226
2	2.188	20.241	17.547	19.720	25.472	1'25.168	252.8	14:33'16.394
3	2.237	20.176	17.504	19.566	25.823	1'25.306	246.4	14:34'41.700
4	2.231	20.067	17.451	19.519	25.433	1'24.701	251.6	14:36'06.401
5	2.212	20.003	17.539	19.657	25.206	1'24.617	252.2	14:37'31.018
6	2.222	20.101	17.478	19.617	25.180	1'24.598	248.1	14:38'55.616
7	2.215	20.204	17.563	19.494	25.239	1'24.715	249.2	14:40'20.331
8	2.244	20.137	17.537	19.407	25.336	1'24.661	246.9	14:41'44.992
9	2.246	20.062	17.541	19.465	25.379	1'24.693	248.1	14:43'09.685
10	2.224	20.227	17.611	19.852	25.580	1'25.494	249.8	14:44'35.179
11	2.247	20.652	17.711	19.508	25.519	1'25.637	245.2	14:46'00.816
12	2.234	20.198	17.545	19.693	25.363	1'25.033	249.2	14:47'25.849
13	2.228	20.079	17.635	19.878	25.401	1'25.221	248.7	14:48'51.070
14	2.238	20.219	17.563	19.455	25.402	1'24.877	248.1	14:50'15.947
15	2.230	20.378	17.591	19.457	25.430	1'25.086	249.2	14:51'41.033
16	2.228	20.065	17.514	19.637	25.283	1'24.727	249.8	14:53'05.760
17	2.219	20.246	17.573	19.526	25.420	1'24.984	251.6	14:54'30.744
18	2.250	20.282	17.568	19.659	25.447	1'25.206	246.4	14:55'55.950
19	2.240	20.229	17.599	19.595	25.507	1'25.170	248.7	14:57'21.120
20	2.244	20.204	17.564	19.558	25.400	1'24.970	248.7	14:58'46.090
21	2.230	20.084	17.561	19.762	25.673	1'25.310	249.2	15:00'11.400
22	2.239	20.226	17.606	19.573	25.406	1'25.050	249.2	15:01'36.450
23	2.226	20.375	17.559	19.674	25.507	1'25.341	249.8	15:03'01.791
24	2.246	20.246	17.623	19.582	25.471	1'25.168	247.5	15:04'26.959
25	2.242	20.307	17.705	19.621	25.581	1'25.456	247.5	15:05'52.415

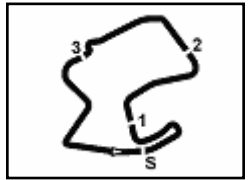
15 A. DE ANGELIS (1'24.537)

Lap	Seg. 1	Seg. 2	Seg. 3	Seg. 4	Seg. 5	Lap Time	km/h	Local Time
1			17.795	20.416	25.407	1'32.526		14:31'50.923
2	2.206	20.439	17.480	19.745	25.195	1'25.065	243.0	14:33'15.988
3	2.179	20.265	17.498	19.731	25.287	1'24.960	249.2	14:34'40.948
4	2.194	20.271	17.544	19.514	25.260	1'24.783	249.8	14:36'05.731
5	2.180	20.220	17.499	19.542	25.096	1'24.537	253.4	14:37'30.268
6	2.177	20.229	17.475	19.663	25.207	1'24.751	254.6	14:38'55.019
7	2.192	20.273	17.538	19.415	25.183	1'24.601	249.8	14:40'19.620
8	2.185	20.306	17.528	19.371	25.268	1'24.658	249.8	14:41'44.278
9	2.188	20.281	17.534	19.508	25.315	1'24.826	250.4	14:43'09.104
10	2.191	20.356	17.643	20.149	25.697	1'26.036	247.5	14:44'35.140

Lap	Seg. 1	Seg. 2	Seg. 3	Seg. 4	Seg. 5	Lap Time	km/h	Local Time
11	2.196	20.416	17.777	19.509	25.344	1'25.242	249.8	14:46'00.382
12	2.198	20.406	17.661	19.441	25.253	1'24.959	248.1	14:47'25.341
13	2.181	20.292	17.729	20.475	25.377	1'26.054	252.2	14:48'51.395
14	2.181	20.393	17.600	19.550	25.316	1'25.040	250.4	14:50'16.435
15	2.181	20.473	17.528	19.562	25.189	1'24.933	248.1	14:51'41.368
16	2.185	20.296	17.585	19.560	25.388	1'25.014	252.2	14:53'06.382
17	2.191	20.579	17.649	19.632	25.479	1'25.530	248.1	14:54'31.912
18	2.196	20.602	17.954	19.748	25.495	1'25.995	252.2	14:55'57.907
19	2.191	20.486	17.707	19.512	25.626	1'25.522	251.0	14:57'23.429
20	2.203	20.497	17.664	19.758	25.401	1'25.523	245.8	14:58'48.952
21	2.186	20.497	17.641	19.467	25.356	1'25.147	249.2	15:00'14.099
22	2.195	20.428	17.534	19.591	25.261	1'25.009	251.0	15:01'39.108
23	2.179	20.617	17.775	19.549	25.379	1'25.499	250.4	15:03'04.607
24	2.217	20.637	17.826	19.807	25.446	1'25.933	243.6	15:04'30.540
25	2.206	20.553	17.704	19.946	25.627	1'26.036	249.2	15:05'56.576

59 N. CANEPA (1'24.800)

Lap	Seg. 1	Seg. 2	Seg. 3	Seg. 4	Seg. 5	Lap Time	km/h	Local Time
1			18.001	20.173	25.478	1'32.269		14:31'50.666
2	2.238	20.476	17.529	19.583	25.241	1'25.067	249.2	14:33'15.733
3	2.257	20.262	17.542	19.965	25.958	1'25.984	249.2	14:34'41.717
4	2.284	20.142	17.581	19.536	25.257	1'24.800	244.1	14:36'06.517
5	2.236	20.207	17.544	19.580	25.261	1'24.828	247.5	14:37'31.345
6	2.252	20.179	17.687	19.701	25.289	1'25.108	246.9	14:38'56.453
7	2.239	20.125	17.673	19.641	25.493	1'25.171	249.8	14:40'21.624
8	2.245	20.214	17.624	19.633	25.300	1'25.016	249.2	14:41'46.640
9	2.249	20.164	17.645	19.413	25.329	1'24.800	248.1	14:43'11.440
10	2.239	20.199	17.699	19.644	25.295	1'25.076	248.1	14:44'36.516
11	2.230	20.296	17.723	19.590	25.442	1'25.281	249.2	14:46'01.797
12	2.240	20.194	17.640	19.647	25.406	1'24.947	249.2	14:47'26.744
13	2.240	20.279	17.711	19.683	25.463	1'25.376	251.6	14:48'52.120
14	2.232	20.258	17.746	19.685	25.442	1'25.363	249.8	14:50'17.483
15	2.251	20.330	17.768	19.755	25.420	1'25.524	246.4	14:51'43.007
16	2.234	20.301	17.742	19.482	25.456	1'25.215	251.0	14:53'08.222
17	2.263	20.394	17.816	19.524	25.473	1'25.470	246.4	14:54'33.692
18	2.252	20.404	17.810	19.691	25.401	1'25.558	246.9	14



Mazda Raceway 3.610 m

US Round, 8-9-10 July 2016 World Superbike - Chronological Analysis Race 1

Start at 14:30'18.397

3 / 4

6	2.233	20.148	17.618	19.761	25.378	1'25.138	246.4	14:38'57.398	1			18.082	20.331	25.921	1'34.239		14:31'52.636
7	2.251	20.228	17.564	19.652	25.394	1'25.089	243.0	14:40'22.487	2	2.280	20.509	17.752	19.707	25.776	1'26.024	237.6	14:33'18.660
8	2.246	20.145	17.752	19.550	25.355	1'25.048	245.2	14:41'47.535	3	2.294	20.304	17.754	19.751	25.477	1'25.580	240.8	14:34'44.240
9	2.248	20.256	17.602	19.788	25.423	1'25.317	244.7	14:43'12.852	4	2.270	20.300	17.761	19.781	25.528	1'25.640	244.7	14:36'09.880
10	2.241	20.401	17.612	19.914	25.508	1'25.676	243.6	14:44'38.528	5	2.272	20.328	17.837	19.826	25.485	1'25.748	241.9	14:37'35.628
11	2.247	20.367	17.612	19.761	25.553	1'25.540	243.0	14:46'04.068	6	2.278	20.284	17.792	19.873	25.584	1'26.011	243.6	14:39'01.639
12	2.245	20.200	17.561	19.834	25.476	1'25.316	245.2	14:47'29.384	7	2.266	20.550	17.797	19.830	25.667	1'26.110	246.4	14:40'27.749
13	2.255	20.283	17.675	19.976	25.472	1'25.661	240.3	14:48'55.045	8	2.280	20.471	17.851	19.840	25.808	1'26.250	244.1	14:41'53.999
14	2.253	20.208	17.699	19.870	25.554	1'25.584	240.8	14:50'20.629	9	2.275	20.698	18.111	20.393	26.797	1'28.274	245.8	14:43'22.273
15	2.268	20.367	17.642	19.894	25.841	1'26.012	238.7	14:51'46.641	10	2.279	20.612	17.867	19.768	25.650	1'26.176	240.8	14:44'48.449
16	2.320	20.434	17.737	19.613	25.500	1'25.604	225.6	14:53'12.245	11	2.265	20.942	17.818	19.951	25.777	1'26.753	243.6	14:46'15.202
17	2.243	20.254	17.655	19.650	25.428	1'25.230	243.6	14:54'37.475	12	2.280	20.528	17.820	19.915	25.695	1'26.238	242.4	14:47'41.440
18	2.234	20.296	17.695	19.907	25.543	1'25.675	245.8	14:56'03.150	13	2.272	20.625	17.944	20.112	25.835	1'26.788	241.4	14:49'08.228
19	2.252	20.819	17.700	19.747	25.627	1'26.145	243.6	14:57'29.295	14	2.293	20.451	17.909	19.930	25.871	1'26.454	240.3	14:50'34.682
20	2.242	20.252	17.694	19.725	25.515	1'25.428	243.0	14:58'54.723	15	2.298	20.561	17.877	19.881	26.187	1'26.804	241.4	14:52'01.486
21	2.242	20.257	17.715	19.872	25.594	1'25.860	244.1	15:00'20.403	16	2.317	20.586	17.930	19.991	25.806	1'26.630	232.4	14:53'28.116
22	2.254	20.379	17.739	19.953	25.581	1'25.906	243.0	15:01'46.309	17	2.289	20.651	17.966	19.811	25.801	1'26.518	241.9	14:54'54.634
23	2.259	20.437	17.822	19.895	25.669	1'26.082	241.9	15:03'12.391	18	2.285	20.572	17.983	20.274	26.018	1'27.132	240.8	14:56'21.766
24	2.251	20.426	17.761	19.928	25.673	1'26.039	241.4	15:04'38.430	19	2.280	20.554	17.910	19.828	25.804	1'26.376	240.8	14:57'48.142
25	2.277	20.594	18.032	20.163	25.983	1'27.049	238.1	15:06'05.479	20	2.294	20.524	18.004	19.813	26.129	1'26.764	238.7	14:59'14.906

25 J. BROOKES (1'24.819)

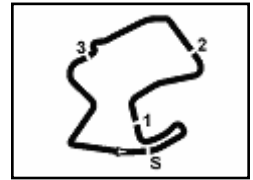
Lap	Seg. 1	Seg. 2	Seg. 3	Seg. 4	Seg. 5	Lap Time	km/h	Local Time
1			17.972	20.197	25.683	1'34.143		14:31'52.504
2	2.222	20.382	17.483	19.697	25.480	1'25.264	253.4	14:33'17.804
3	2.281	20.273	17.519	19.583	25.346	1'25.002	239.7	14:34'42.806
4	2.261	20.278	17.505	19.579	25.607	1'25.230	245.2	14:36'08.036
5	2.254	20.216	17.521	19.459	25.369	1'24.819	246.9	14:37'32.855
6	2.242	20.203	17.531	19.625	25.495	1'25.096	244.1	14:38'57.951
7	2.264	20.365	17.649	26.276	25.748	1'32.302	241.9	14:40'30.253
8	2.259	20.429	17.717	19.555	25.658	1'25.618	244.7	14:41'55.871
9	2.243	20.416	17.711	19.668	25.577	1'25.615	245.8	14:43'21.486
10	2.270	20.378	17.620	19.678	25.480	1'25.426	241.9	14:44'46.912
11	2.225	20.413	17.670	19.775	26.116	1'26.199	246.9	14:46'13.111
12	2.275	20.456	17.605	19.680	25.552	1'25.568	241.9	14:47'38.679
13	2.265	20.450	17.880	20.071	25.559	1'26.225	241.4	14:49'04.904
14	2.266	20.395	17.819	19.831	25.600	1'25.911	243.0	14:50'30.815
15	2.266	20.460	17.794	19.757	25.622	1'25.899	240.3	14:51'56.714
16	2.275	20.390	17.733	19.798	25.705	1'25.901	241.4	14:53'22.615
17	2.293	20.457	17.703	19.764	25.652	1'25.869	240.3	14:54'48.484
18	2.291	20.473	17.673	19.911	25.513	1'25.861	239.2	14:56'14.345
19	2.258	20.318	17.662	19.545	25.630	1'25.413	244.7	14:57'39.758
20	2.278	20.463	17.655	19.790	25.684	1'25.870	243.0	14:59'05.628
21	2.280	20.582	17.620	19.955	25.668	1'26.105	238.7	15:00'31.733
22	2.276	20.382	17.710	19.767	25.749	1'25.884	241.9	15:01'57.617
23	2.285	20.435	17.694	19.828	25.802	1'26.044	238.7	15:03'23.661
24	2.285	20.693	17.769	19.846	25.798	1'26.391	240.8	15:04'50.052
25	2.288	20.674	17.807	19.861	25.852	1'26.482	237.1	15:06'16.534

9 D. SCHMITTER (1'26.042)

Lap	Seg. 1	Seg. 2	Seg. 3	Seg. 4	Seg. 5	Lap Time	km/h	Local Time				
1							18.581	20.332	25.875	1'35.384		14:31'53.781
2	2.253	20.550	18.125	20.076	25.944	1'26.948	246.4	14:33'20.729				
3	2.272	20.337	17.890	20.146	25.782	1'26.427	243.6	14:34'47.156				
4	2.271	20.380	17.767	19.906	25.718	1'26.042	244.1	14:36'13.198				
5	2.261	20.565	17.957	19.959	25.809	1'26.551	245.8	14:37'39.749				
6	2.277	20.430	17.992	19.960	25.804	1'26.463	243.0	14:39'06.212				
7	2.255	20.536	17.894	20.269	25.844	1'26.798	244.7	14:40'33.010				
8	2.280	20.593	17.932	20.057	25.752	1'26.614	240.8	14:41'59.624				
9	2.282	20.474	17.887	19.949	25.861	1'26.453	240.8	14:43'26.077				
10	2.293	20.395	17.930	19.979	25.838	1'26.435	238.1	14:44'52.512				
11	2.280	20.460	17.951	19.968	26.032	1'26.691	241.9	14:46'19.203				
12	2.297	20.391	17.814	19.854	25.747	1'26.103	240.3	14:47'45.306				
13	2.275	20.473	18.182	20.341	25.859	1'27.130	243.6	14:49'12.436				
14	2.268	20.491	17.936	19.959	25.837	1'26.491	243.0	14:50'38.927				
15	2.275	20.479	17.960	20.079	25.769	1'26.562	244.1	14:52'05.489				
16	2.268	20.652	18.004	20.165	25.902	1'26.991	240.8	14:53'32.030				
17	2.275	20.409	18.003	20.002	25.867	1'26.556	243.6	14:54'59.086				
18	2.280	20.442	18.074	20.292	25.890	1'26.978	241.9	14:56'26.014				
19	2.265	20.660	18.034	20.079	26.044	1'27.082	245.8	14:57'53.996				
20	2.285	20.554	17.897	20.084	26.029	1'26.849	241.4	14:59'19.945				
21	2.280	20.706	17.998	20.114	26.048	1'27.146	240.3	15:00'47.091				
22	2.285	20.568	18.082	20.068	25.854	1'26.857	238.7	15:02'13.948				
23	2.270	20.512	17.972	20.238	26.086	1'27.078	245.2	15:03'41.026				
24	2.284	20.623	18.097	20.236	25.970	1'27.210	243.0	15:05'08.236				
25	2.309	20.728	18.029	20.116	26.180	1'27.362	235.0	15:06'35.598				

56 P. SEBESTYÉN (1'26.971)

Lap	Seg. 1	Seg. 2	Seg. 3	Seg. 4	Seg. 5	Lap Time	km/h	Local Time				
1							18.827	20.744	26.154	1'36.758		14:31'55.155
2	2.308	20.909	17.958	20.257	25.841	1'27.273	240.8	14:33'22.428				
3	2.320	20.631	17.986	20.165	26.002	1'27.104	236.5	14:34'49.532				
4	2.373	20.719	17.891	20.084	25.904	1'26.971	231.4	14:36'16.503				
5	2.340	20.573	17.893	20.311	26.258	1'27.375	233.4	14:37'43.878				
6	2.354	20.790	17.972	20.193	26.109	1'27.418	230.9	14:39'11.296				
7	2.339	20.712	18.016	20.162	26.089	1'27.318	236.5	14:40'38.614				
8	2.328	20.816	18.313	20.354	25.924	1'27.735	238.1	14:42'06.349				
9	2.322	20.815	17.950	20.458	26.173	1'27.718	238.7	14:43'34.067				
10	2.346	20.776	17.969	20.264	26.173	1'27.528	234.0	14:45'01.595				
11	2.326	20.919	18.125	20.193	26.029	1'27.592	239.7	14:46'29.187				
12	2.338	20.867	18.076	20.350	26.112	1'27.743	231.9	14:47'56.930				
13	2.325	20.983	18.388	20.655	26.372	1'28.724	235.0	14:49'25.654				
14	2.417	21.379	18.155	20.318	26.294	1'28.563	216.4	14:50'54.217				
15	2.334	20.950	18.134	20.202	26.024	1'27.644	236.5	14:52'21.861				
16	2.340	20.766	18.108	20.149	26.073	1'27.436	233.4	14:53'49.297				
17	2.361											



US Round, 8-9-10 July 2016 World Superbike - Chronological Analysis Race 1

Mazda Raceway 3.610 m

Start at 14:30'18.397

4 / 4

119 P. SZKOPEK (1'26.524)								
Lap	Seg. 1	Seg. 2	Seg. 3	Seg. 4	Seg. 5	Lap Time	km/h	Local Time
1			18.744	20.637	25.842	1'36.154		14:31'54.551
2	2.299	20.720	17.868	20.393	25.923	1'27.203	243.6	14:33'21.754
3	2.298	20.687	17.985	20.266	25.567	1'26.803	240.8	14:34'48.557
4	2.313	20.450	17.751	20.161	25.849	1'26.524	238.1	14:36'15.081
5	2.331	20.702	17.846	21.400	26.132	1'28.411	237.1	14:37'43.492
6	2.303	20.596	17.912	20.296	26.054	1'27.161	239.7	14:39'10.653
7	2.324	20.794	18.061	20.237	25.857	1'27.273	237.6	14:40'37.926
8	2.274	21.348	18.157	20.240	26.015	1'28.034	243.6	14:42'05.960
9	2.335	20.790	17.920	20.581	26.117	1'27.743	234.5	14:43'33.703
10	2.334	20.685	17.935	20.327	26.089	1'27.370	231.4	14:45'01.073
11	2.357	20.916	17.914	20.354	26.083	1'27.624	229.0	14:46'28.697
12	2.337	20.738	17.866	20.334	26.143	1'27.418	231.4	14:47'56.115
13	2.354	21.528	18.216	20.517	26.820	1'29.435	229.9	14:49'25.550
14	2.389	21.100	18.019	20.440	26.077	1'28.025	229.0	14:50'53.575
15	2.339	20.755	17.975	20.262	25.922	1'27.253	232.4	14:52'20.828
16	2.336	20.879	18.012	20.187	26.088	1'27.502	234.0	14:53'48.330
17	2.357	20.975	17.951	20.496	26.470	1'28.249	228.5	14:55'16.579
18	2.333	20.902	18.093	20.285	26.319	1'27.932	234.5	14:56'44.511
19	2.363	20.866	17.901	20.266	25.882	1'27.278	229.9	14:58'11.789
20	2.328	21.046	18.023	20.297	26.086	1'27.780	235.5	14:59'39.569
21	2.329	21.092	17.958	20.281	26.039	1'27.699	234.5	15:01'07.268
22	2.331	20.997	17.871	20.181	25.912	1'27.292	233.4	15:02'34.560
23	2.320	20.797	17.846	27.507	26.690	1'35.160	235.5	15:04'09.720
24	2.662	22.724	18.238	20.415	26.407	1'30.446	199.5	15:05'40.166

35 R. DE ROSA (1'24.888)										
Lap	Seg. 1	Seg. 2	Seg. 3	Seg. 4	Seg. 5	Lap Time	km/h	Local Time		
1						17.950	20.047	25.554	1'33.739	14:31'52.136
2	2.208	20.212	17.510	19.977	25.442	1'25.349	246.4	14:33'17.485		
3	2.226	20.239	17.519	19.845	25.353	1'25.182	247.5	14:34'42.667		
4	2.226	20.197	17.422	19.668	25.375	1'24.888	247.5	14:36'07.555		
5	2.207	20.261	17.533	19.735	25.447	1'25.183	250.4	14:37'32.738		
6	2.230	20.212	17.557	19.996	25.478	1'25.473	247.5	14:38'58.211		
7	2.230	20.431	17.576	19.851	25.492	1'25.580	244.1	14:40'23.791		
8	2.235	20.464	17.561	19.665	25.516	1'25.441	244.1	14:41'49.232		
9	2.242	20.534	17.630	19.800	25.869	1'26.075	243.6	14:43'15.307		
10	2.374	20.547	17.590	19.649	25.638	1'25.798	226.5	14:44'41.105		
11	2.241	20.521	17.602	19.636	25.572	1'25.572	244.7	14:46'06.677		
12	2.255	20.531	17.638	19.661	25.696	1'25.781	243.0	14:47'32.458		

7 C. DAVIES (1'23.443)										
Lap	Seg. 1	Seg. 2	Seg. 3	Seg. 4	Seg. 5	Lap Time	km/h	Local Time		
1						17.409	19.259	24.841	1'29.303	14:31'47.700
2	2.194	19.815	17.354	19.390	24.969	1'23.722	257.6	14:33'11.422		
3	2.208	19.882	17.409	19.373	24.961	1'23.833	254.6	14:34'35.255		
4	2.213	19.772	17.319	19.202	24.937	1'23.443	254.0	14:35'58.698		

11 S. AL SULAITI (1'26.366)								
Lap	Seg. 1	Seg. 2	Seg. 3	Seg. 4	Seg. 5	Lap Time	km/h	Local Time
1			18.800	20.696	25.915	1'35.930		14:31'54.327
2	2.293	20.506	17.903	20.337	25.864	1'26.903	237.6	14:33'21.230
3	2.304	20.373	17.810	20.131	25.852	1'26.470	236.5	14:34'47.700
4	2.317	20.363	17.794	20.114	25.778	1'26.366	236.5	14:36'14.066
5	2.323	20.542	17.852	20.367	25.704	1'26.788	234.0	14:37'40.854
6	2.269	20.363	17.905	20.004	25.891	1'26.432	243.6	14:39'07.286
7	2.291	20.694	17.888	20.192	25.802	1'26.867	238.7	14:40'34.153
8	2.301	20.571	17.844	20.046	25.781	1'26.543	236.0	14:42'00.696
9	2.317	20.548	17.866	20.080	25.713	1'26.524	234.5	14:43'27.220
10	2.310	20.430	17.941	20.095	25.824	1'26.600	234.5	14:44'53.820
11	2.303	20.454	17.917	20.073	25.929	1'26.676	239.7	14:46'20.496
12	2.326	20.668	17.903	19.941	25.921	1'26.759	232.9	14:47'47.255
13	2.317	20.575	18.013	20.126	25.805	1'26.836	240.8	14:49'14.091
14	2.300	20.709	17.933	19.828	25.775	1'26.545	238.1	14:50'40.636
15	2.297	20.583	17.901	20.043	25.922	1'26.746	239.7	14:52'07.382
16	2.299	20.507	18.076	20.070	25.819	1'26.771	237.1	14:53'34.153

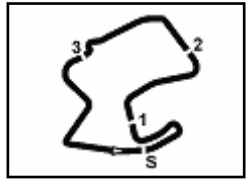
4 G. VIZZIELLO (1'26.512)								
Lap	Seg. 1	Seg. 2	Seg. 3	Seg. 4	Seg. 5	Lap Time	km/h	Local Time
1			18.919	20.451	25.965	1'35.670		14:31'54.067
2	2.284	20.500	17.998	20.182	26.305	1'27.269	241.9	14:33'21.336
3	2.364	20.640	17.975	19.982	25.782	1'26.743	229.0	14:34'48.079
4	2.317	20.587	17.895	19.990	25.723	1'26.512	233.4	14:36'14.591
5	2.303	20.489	17.940	20.291	25.767	1'26.790	238.1	14:37'41.381
6	2.310	20.781	18.114	20.268	26.353	1'27.826	232.9	14:39'09.207
7	2.332	21.122	18.223	20.519	26.203	1'28.399	232.9	14:40'37.606
8	2.312	21.253	31.311	25.342	11'25.302	12'45.520 P	237.1	14:53'23.126
9			19.285	21.829	27.360	1'49.924 P		14:55'13.050
10	2.366	21.302	18.425	20.836	29.955	1'32.884	228.5	14:56'45.934
11	2.352	20.747	18.050	20.600	26.058	1'27.807	226.0	14:58'13.741
12	2.321	20.683	18.080	20.313	26.150	1'27.547	236.5	14:59'41.288
13	2.338	21.025	18.065	20.245	26.135	1'27.808	232.9	15:01'09.096
14	2.335	20.977	18.209	20.286	26.144	1'27.951	230.4	15:02'37.047
15	2.330	20.984	18.217	20.665	26.250	1'28.446	231.4	15:04'05.493
16	2.376	20.915	18.195	20.810	32.835	1'35.131	229.9	15:05'40.624

34 D. GIUGLIANO (1'23.747)								
Lap	Seg. 1	Seg. 2	Seg. 3	Seg. 4	Seg. 5	Lap Time	km/h	Local Time
1			17.626	19.394	24.984	1'29.912		14:31'48.309
2	2.193	19.918	17.313	19.343	25.127	1'23.894	256.4	14:33'12.203
3	2.208	19.951	17.471	19.351	25.033	1'24.014	254.6	14:34'36.217
4	2.208	19.817	17.461	19.268	24.993	1'23.747	253.4	14:35'59.964
5	2.207	19.901	17.453	19.414	25.171	1'24.146	254.0	14:37'24.110
6	2.201	20.162	17.474	19.324	25.146	1'24.307	256.4	14:38'48.417
7	2.209	20.013	17.430	19.345	25.079	1'24.076	254.0	14:40'12.493
8	2.188	20.236	17.591	19.366	25.190	1'24.571	256.4	14:41'37.064
9	2.196	20.102	17.523	19.323	25.196	1'24.340	256.4	14:43'01.404
10	2.214	19.983	17.482	19.320	25.235	1'24.234	252.8	14:44'25.638
11	2.200	20.094	17.529	19.267	25.197	1'24.287	255.8	14:45'49.925

P = Pits In/Out - C = Lap-Time Cancelled

These data/results cannot be reproduced, stored and/or transmitted in whole or in part by any manner of electronic, mechanical, photocopying, recording, broadcasting or otherwise now known or herein after developed without the previous express consent by the copyright owner, except for reproduction in daily press and regular printed publications on sale to the public within 60 days of the event related to those data/results and always provided that copyright symbol appears together as follows below.

© DORNA WSBK ORGANIZATION Srl 2016

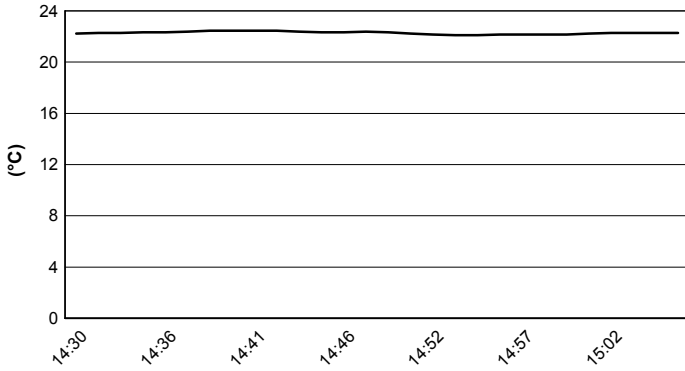


Mazda Raceway 3.610 m

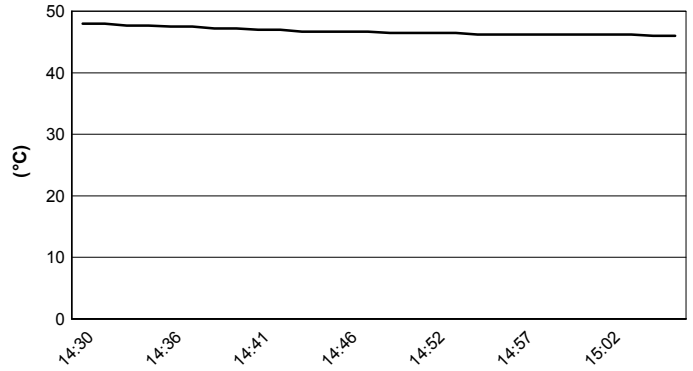
US Round, 8-9-10 July 2016 World Superbike - Weather Report Race 1

Session started 14:30 Session ended 15:07

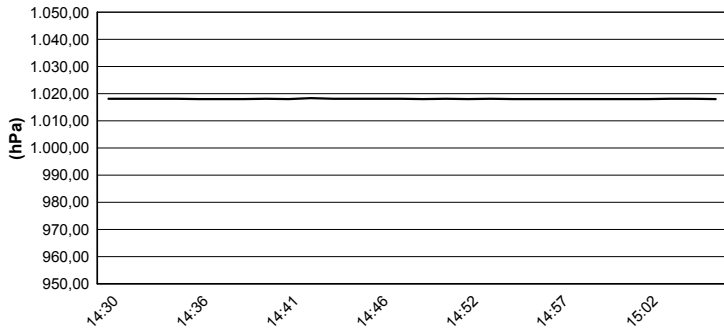
Air Temperature



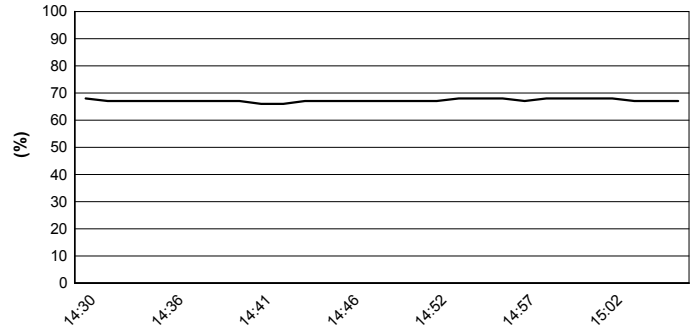
Track Temperature



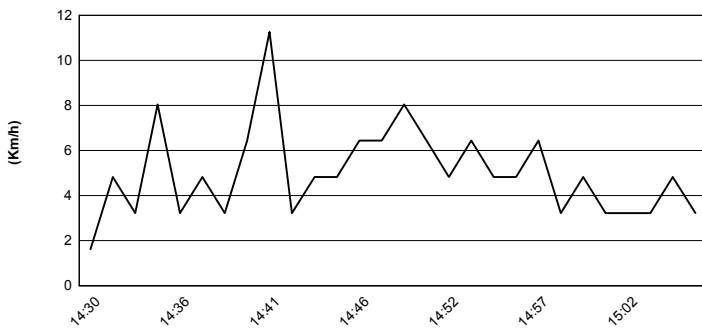
Air Pressure



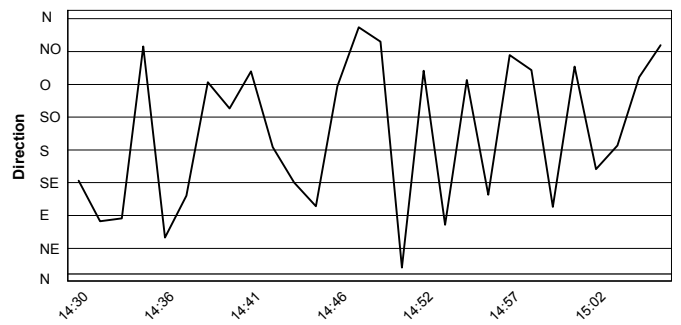
Humidity



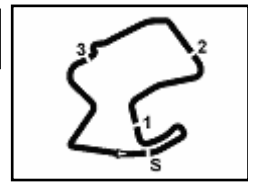
Wind Speed



Wind Direction



These data/results cannot be reproduced, stored and/or transmitted in whole or in part by any manner of electronic, mechanical, photocopying, recording, broadcasting or otherwise now known or herein after developed without the previous express consent by the copyright owner, except for reproduction in daily press and regular printed publications on sale to the public within 60 days of the event related to those data/results and always provided that copyright symbol appears together as follows below.
© DORNA WSBK ORGANIZATION Srl 2016



US Round, 8-9-10 July 2016 World Superbike - Championship Standings

Mazda Raceway 3.610 m

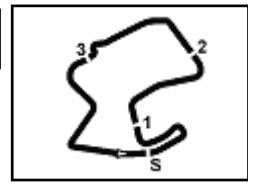
1 / 2

Points	Points From First	Points From Previous	February 28 PHILLIP ISLAND		March 13 BURIRAM		April 3 ARAGON		April 17 ASSEN		May 1 IMOLA		May 15 SEPANG		May 29 DONINGTON PARK		June 19 MISANO		July 10 LAGUNA SECA		September 18 LAUSITZRING		October 2 MAGNY-COURS		October 16 JEREZ		October 28 LOSAIL				
			1	2	1	2	1	2	1	2	1	2	1	2	1	2	1	2	1	2	1	2	1	2	1	2	1	2	1	2	
1 REA Jonathan (GBR)	368		25	25	25	20	20	16	25	25	20	20	20	16	16	20	25	25	25												
2 SYKES Tom (GBR)	297 71		11	10	20	25	16	20	20	16	16	16	25	8	25	25	20	20	20												
3 DAVIES Chaz (GBR)	244 124 53		20	6	13	16	25	25	20	11	25	25	16	13	16		13														
4 VAN DER MARK Michael (NED)	176 192 68		16	20	16	13	9		16	9	7	9	9	10	8	8	16	6	13												
5 GIUGLIANO Davide (ITA)	165 203 11		3	16	6	11	10		8	11	13	10	20	20	9	2	16														
6 HAYDEN Nicky (USA)	162 206 3		7	13	11	10	16	10	7	8	8	25	11	10	10	16															
7 TORRES Jordi (ESP)	145 223 17		8	9	8	8	9	11	11	1	13	9	13	3	9	5	11	9	8												
8 CAMIER Leon (GBR)	110 258 35		9	5	5				13	7	10	11	6	7	13	11	8	5													
9 SAVADORI Lorenzo (ITA)	110 258 0		4	6	7	6	5	10	13	8	5	2	10	13	11	10															
10 LOWES Alex (GBR)	92 276 18		2	10	8	7	8	9	5	10	11				3	8	11														
11 FORÉS Xavi (ESP)	84 284 8			2	13	13	3	6	6	6	2	5	4	2	13	9															
12 REITERBERGER Markus (GER)	68 300 16		8	11	9	2	1	9	3	4	6	5	10		10	12	12														
13 GUINTOLI Sylvain (FRA)	58 310 10		10	11	9	10	7	6	5																						
14 BROOKES Joshua (AUS)	58 310 0		6	7	1	3	3	5	2	3	5	4	2	7	5	2	3														
15 DE ANGELIS Alex (RSM)	56 312 2		3	7	2	5	8	4	1	2	9		1	4	3	7															
16 RAMOS Román (ESP)	54 314 2		5	4	4	4	4	4	7	4					3	3	7	4	1												
17 WEST Anthony (AUS)	43 325 11										7	11	6	4	6	5	4														
18 ABRAHAM Karel (CZE)	28 340 15		3	5	1	1	2	2	4		7		1	2	2																
19 CANEPA Niccolò (ITA)	22 346 6														9	7	6														
20 BAIOTTO Matteo (ITA)	12 356 10			3	3			2	4																						
21 MAHIAS Lucas (FRA)	9 359 3							6	3																						
22 BEAUBIER Cameron (USA)	6 362 3													6																	
23 SCASSA Luca (ITA)	3 365 3											3																			
24 JONES Mike (AUS)	2 366 1		2																												
25 SCHMITTER Dominic (SUI)	2 366 0									1				1																	

First Line: Championship Standings - Second Line: Ranking Progression

These data/results cannot be reproduced, stored and/or transmitted in whole or in part by any manner of electronic, mechanical, photocopying, recording, broadcasting or otherwise now known or herein after developed without the previous express consent by the copyright owner, except for reproduction in daily press and regular printed publications on sale to the public within 60 days of the event related to those data/results and always provided that copyright symbol appears together as follows below.

© DORNA WSBK ORGANIZATION Srl 2016



Mazda Raceway 3.610 m

2 / 2

US Round, 8-9-10 July 2016
World Superbike - Championship Standings

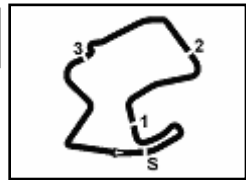
	Points	Points From First	Points From Previous	February 28 PHILLIP ISLAND		March 13 BURIRAM		April 3 ARAGON		April 17 ASSEN		May 1 IMOLA		May 15 SEPANG		May 29 DONINGTON PARK		June 19 MISANO		July 10 LAGUNA SECA		September 18 LAUSITZRING		October 2 MAGNY-COURS		October 16 JEREZ		October 28 LOSAIL		
				1	2	1	2	1	2	1	2	1	2	1	2	1	2	1	2	1	2	1	2	1	2	1	2	1	2	1
26 HOOK Josh (AUS)	2	366	0									1	1																	
												24	22	22	23	24	24	24												
27 BARRIER Sylvain (FRA)	2	366	0	1	1																									
				15	16	18	18	19	19	20	20	20	20	22	22	22	23	24	24	24										
28 SZKOPEK Pawel (POL)	1	367	1																1											
																			28	28	28									
29 LUSSIANA Matthieu (FRA)	1	367	0							1																				
										22	22	22	22	24	25	26	27	28	28	28										

First Line: Championship Standings - Second Line: Ranking Progression

These data/results cannot be reproduced, stored and/or transmitted in whole or in part by any manner of electronic, mechanical, photocopying, recording, broadcasting or otherwise now known or herein after developed without the previous express consent by the copyright owner, except for reproduction in daily press and regular printed publications on sale to the public within 60 days of the event related to those data/results and always provided that copyright symbol appears together as follows below.

© DORNA WSBK ORGANIZATION Srl 2016





US Round, 8-9-10 July 2016 World Superbike - Manufacturers Standings

Mazda Raceway 3.610 m

	Points	Points From First	Points From Previous	February 28 PHILLIP ISLAND		March 13 BURIRAM		April 3 ARAGON		April 17 ASSEN		May 1 IMOLA		May 15 SEPANG		May 29 DONINGTON PARK		June 19 MISANO		July 10 LAGUNA SECA		September 18 LAUSITZRING		October 2 MAGNY-COURS		October 16 JEREZ		October 28 LOSAIL	
				1	2	1	2	1	2	1	2	1	2	1	2	1	2	1	2	1	2	1	2	1	2	1	2	1	2
1 KAWASAKI	396			25	25	25	25	20	20	25	25	20	20	25	16	25	25	25	25	25	25								
2 DUCATI	306	90		20	16	13	16	25	25	20	11	25	25	16	20	20	16	13	16	9									
3 HONDA	230	166	76	16	20	16	13	10	9	16	16	9	8	9	25	11	10	16	10	16									
4 BMW	155	241	75	8	9	11	9	9	11	11	2	13	9	13	6	9	7	11	9	8									
5 YAMAHA	133	263	22	10	11	10	10	8	7	8	9	5	10	11		6		9	8	11									
6 APRILIA	128	268	5	4	3	7	7	6	8	10	13	8	5	9		10	13	4	11	10									
7 MV AGUSTA	110	286	18	9	5	5	5	7	7	13	7	10	11	6	7	13	11	8		5									

First Line: Championship Standings - Second Line: Ranking Progression

These data/results cannot be reproduced, stored and/or transmitted in whole or in part by any manner of electronic, mechanical, photocopying, recording, broadcasting or otherwise now known or herein after developed without the previous express consent by the copyright owner, except for reproduction in daily press and regular printed publications on sale to the public within 60 days of the event related to those data/results and always provided that copyright symbol appears together as follows below.

© DORNA WSBK ORGANIZATION Srl 2016

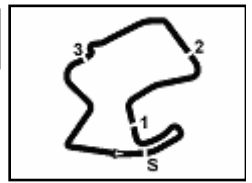
FICR PEROGIA TINING



Official Tyre Supplier



Official Timekeeper



Mazda Raceway 3.610 m

US Round, 8-9-10 July 2016

World Superbike - Pirelli Best Lap Award

Points	Points From First	Points From Previous	Fastest Laps															
			February 28 PHILLIP ISLAND	March 13 BURIRAM	April 3 ARAGON	April 17 ASSEN	May 1 IMOLA	May 15 SEPANG	May 29 DONINGTON PARK	June 19 MISANO	July 10 LAGUNA SECA	September 18 LAUSITZRING	October 2 MAGNY-COURS	October 16 JEREZ	October 28 LOSAIL			
1 DAVIES Chaz (GBR)	7		1		1	1	1	1	1				1					
2 REA Jonathan (GBR)	5	2		1	1		1				1	1						
3 SYKES Tom (GBR)	2	5	3						1		1							
4 GIUGLIANO Davide (ITA)	2	5	0	1						1								
5 LOWES Alex (GBR)	1	6	1									1						

These data/results cannot be reproduced, stored and/or transmitted in whole or in part by any manner of electronic, mechanical, photocopying, recording, broadcasting or otherwise now known or herein after developed without the previous express consent by the copyright owner, except for reproduction in daily press and regular printed publications on sale to the public within 60 days of the event related to those data/results and always provided that copyright symbol appears together as follows below.

© DORNA WSBK ORGANIZATION Srl 2016

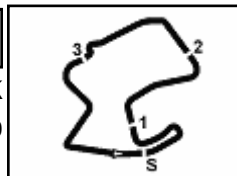
FICR PEROGIA TINING



Official Tyre Supplier



Official Timekeeper



Mazda Raceway 3.610 m

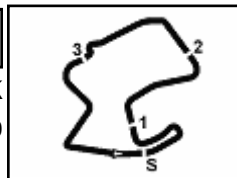
US Round, 8-9-10 July 2016 World Superbike - Best Laps & Speeds

1 / 2

No.	Rider		Best Lap		FP1		FP2		FP3		SP1		SP2		RC1	
	Nat	Bike	laps	speed	laps	speed	laps	speed	laps	speed	laps	speed	laps	speed	laps	speed
1	66	SYKES Tom		1'22.155	1'24.966	1'23.891	1'23.549						1'22.155	1'23.526		
	GBR	Kawasaki ZX-10R	97	260	26	256	29	260	10	258			7	258	25	257
2	1	REA Jonathan		1'22.210	1'23.985	1'23.696	1'23.412						1'22.210	1'23.525		
	GBR	Kawasaki ZX-10R	96	260	26	256	28	257	10	257			7	260	25	260
3	34	GIUGLIANO Davide		1'22.479	1'24.867	1'23.978	1'23.739						1'22.479	1'23.747		
	ITA	Ducati Panigale R	75	258	22	253	24	253	10	254			7	258	12	256
4	7	DAVIES Chaz		1'22.696	1'23.971	1'23.622	1'23.436						1'22.696	1'23.443		
	GBR	Ducati Panigale R	77	258	26	254	28	255	11	255			8	256	4	258
5	12	FORÉS Xavi		1'22.979	1'24.790	1'24.130	1'23.937						1'22.979	1'24.144		
	ESP	Ducati Panigale R	91	247	25	240	23	244	10	246			8	247	25	245
6	69	HAYDEN Nicky		1'22.988	1'24.745	1'23.866	1'23.842						1'22.988	1'23.832		
	USA	Honda CBR1000RR SP	97	256	26	250	26	256	11	253			9	255	25	256
7	81	TORRES Jordi		1'23.085	1'24.829	1'24.022	1'24.238						1'23.085	1'24.598		
	ESP	BMW S1000 RR	90	253	27	251	21	249	8	246			9	251	25	253
8	32	SAVADORI Lorenzo		1'23.096	1'24.978	1'24.106	1'25.290						1'23.096	1'23.990		
	ITA	Aprilia RSV4 RF	94	253	28	250	25	252	8	245			8	247	25	253
9	59	CANEPA Niccolò		1'23.098	1'24.814	1'24.310	1'24.246						1'23.098	1'24.800		
	ITA	Yamaha YZF R1	94	252	25	248	27	248	10	250			7	251	25	252
10	22	LOWES Alex		1'23.116	1'23.912	1'24.333	1'23.956						1'23.116	1'23.854		
	GBR	Yamaha YZF R1	74	256	21	254	11	252	10	254			7	253	25	256
11	60	VAN DER MARK Michael		1'23.455	1'24.317	1'24.561	1'24.131						1'23.455	1'24.247		
	NED	Honda CBR1000RR SP	108	255	26	250	29	250	11	251	8	250	9	251	25	255
12	2	CAMIER Leon		1'23.459		1'24.504	1'24.338						1'23.459	1'24.873		
	GBR	MV Agusta 1000 F4	71	250		23	248	6	247	8	248	9	248	25	250	
13	15	DE ANGELIS Alex		1'23.661	1'25.101	1'24.333	1'24.212						1'23.661	1'24.537		
	RSM	Aprilia RSV4 RF	96	257	27	255	25	255	11	257	8	253		25	255	
14	13	WEST Anthony		1'24.128	1'25.794	1'25.212	1'25.065						1'24.128	1'24.815		
	AUS	Kawasaki ZX-10R	90	249	22	247	24	248	11	245	8	248		25	249	
15	25	BROOKES Joshua		1'24.528	1'26.076	1'25.246	1'24.528						1'24.598	1'24.819		
	AUS	BMW S1000 RR	99	253	29	248	24	248	11	248	10	249		25	253	
16	40	RAMOS Román		1'24.788	1'25.592	1'25.269	1'24.862						1'24.788	1'25.580		
	ESP	Kawasaki ZX-10R	92	250	24	244	26	250	9	249	8	246		25	246	
17	17	ABRAHAM Karel		1'24.811	1'25.734	1'25.066	1'25.005						1'24.811	1'25.460		
	CZE	BMW S1000 RR	97	253	24	250	28	252	11	253	9	250		25	251	
18	35	DE ROSA Raffaele		1'24.733	1'26.459	1'25.210	1'24.733						1'24.867	1'24.888		
	ITA	BMW S1000 RR	83	250	24	239	28	248	11	250	8	240		12	250	
19	9	SCHMITTER Dominic		1'25.354	1'27.654	1'26.281	1'26.508						1'25.354	1'26.042		
	SUI	Kawasaki ZX-10R	100	250	31	237	27	245	8	246	9	250		25	246	
20	11	AL SULAITI Saeed		1'25.589	1'28.420	1'27.501	1'26.636						1'25.589	1'26.366		
	QAT	Kawasaki ZX-10R	89	244	30	238	27	238	10	239	6	241		16	244	

These data/results cannot be reproduced, stored and/or transmitted in whole or in part by any manner of electronic, mechanical, photocopying, recording, broadcasting or otherwise now known or herein after developed without the previous express consent by the copyright owner, except for reproduction in daily press and regular printed publications on sale to the public within 60 days of the event related to those data/results and always provided that copyright symbol appears together as follows below.

© DORNA WSBK ORGANIZATION Srl 2016



Mazda Raceway 3.610 m

US Round, 8-9-10 July 2016 World Superbike - Best Laps & Speeds

2 / 2

No.	Rider		Best Lap		FP1		FP2		FP3		SP1		SP2		RC1	
	Nat	Bike	laps	speed	laps	speed	laps	speed	laps	speed	laps	speed	laps	speed	laps	speed
21	119	SZKOPEK Pawel		1'25.970		1'27.970		1'27.548		1'26.805		1'25.970				1'26.524
	POL	Yamaha YZF R1	75	244	21	237	13	242	8	238	9	238			24	244
22	4	VIZZIELLO Gianluca		1'26.512		1'28.305				1'26.884		1'27.240				1'26.512
	ITA	Kawasaki ZX-10R	50	242	19	235			9	241	6	235			16	242
23	56	SEBESTYÉN Péter		1'26.859		1'28.227				1'27.795		1'26.859				1'26.971
	HUN	Yamaha YZF R1	66	241	22	240			10	234	10	238			24	241
24	61	MENGI Fabio		1'27.193		1'28.213		1'27.193		1'27.712						
	ITA	Ducati Panigale R	48	245	22	235	22	245	4	230						

09/07/2016

These data/results cannot be reproduced, stored and/or transmitted in whole or in part by any manner of electronic, mechanical, photocopying, recording, broadcasting or otherwise now known or herein after developed without the previous express consent by the copyright owner, except for reproduction in daily press and regular printed publications on sale to the public within 60 days of the event related to those data/results and always provided that copyright symbol appears together as follows below.

© DORNA WSBK ORGANIZATION Srl 2016