

US Round, 8-9-10 July 2016 World Superbike - Results Race 2 - Red Flag

Laps 4 = 14,440 Km - Time Of Race 5'39.963 - Avg. 152,911 km/h

Mazda Raceway 3.610 m

1 / 2

| Pos | Race Grid | No. Rider | Nat | Team | Bike | LL | Gap | Fastest Lap | Speed | Qualifying | | Ranking | |
|--------------------------|-----------|---------------------------|-----|------------------------------------|--------------------|----|---------------|-------------|-------|------------|-------|------------|----|
| | | | | | | | | | | Time | Speed | R1 | R2 |
| 1 | 3 | 34 D. GIUGLIANO | ITA | Aruba.it Racing - Ducati | Ducati Panigale R | 4 | | 1'23.522 | 256,4 | 1'22.479 | 257,6 | 165 | 5 |
| 2 | 1 | 66 T. SYKES | GBR | Kawasaki Racing Team | Kawasaki ZX-10R | 4 | 0.573 | 1'23.667 | 254,6 | 1'22.155 | 257,6 | 297 | 2 |
| 3 | 2 | 1 J. REA | GBR | Kawasaki Racing Team | Kawasaki ZX-10R | 4 | 0.751 | 1'23.642 | 257,6 | 1'22.210 | 259,5 | 368 | 1 |
| 4 | 4 | 7 C. DAVIES | GBR | Aruba.it Racing - Ducati | Ducati Panigale R | 4 | 1.163 | 1'23.615 | 258,9 | 1'22.696 | 255,8 | 244 | 3 |
| 5 | 6 | 69 N. HAYDEN | USA | Honda World Superbike Team | Honda CBR1000RR SP | 4 | 2.266 | 1'23.910 | 256,4 | 1'22.988 | 255,2 | 162 | 6 |
| 6 | 8 | 32 L. SAVADORI | ITA | IodaRacing Team | Aprilia RSV4 RF | 4 | 2.707 | 1'23.918 | 254,6 | 1'23.096 | 246,9 | 110 | 9 |
| 7 | 5 | 12 X. FORÉS | ESP | Barni Racing Team | Ducati Panigale R | 4 | 3.090 | 1'23.905 | 248,1 | 1'22.979 | 246,9 | 84 | 11 |
| 8 | 7 | 81 J. TORRES | ESP | Althea BMW Racing Team | BMW S1000 RR | 4 | 3.485 | 1'24.010 | 252,8 | 1'23.085 | 251,0 | 145 | 7 |
| 9 | 9 | 59 N. CANEPA | ITA | Pata Yamaha Official WorldSBK Team | Yamaha YZF R1 | 4 | 5.207 | 1'24.109 | 251,6 | 1'23.098 | 251,0 | 22 | 19 |
| 10 | 10 | 22 A. LOWES | GBR | Pata Yamaha Official WorldSBK Team | Yamaha YZF R1 | 4 | 5.957 | 1'24.225 | 252,2 | 1'23.116 | 253,4 | 92 | 10 |
| 11 | 18 | 35 R. DE ROSA | ITA | Althea BMW Racing Team | BMW S1000 RR | 4 | 9.292 | 1'25.054 | 250,4 | 1'24.867 | 239,7 | | |
| 12 | 14 | 13 A. WEST | AUS | Pedercini Racing | Kawasaki ZX-10R | 4 | 9.368 | 1'25.283 | 248,1 | 1'24.128 | 247,5 | 43 | 17 |
| 13 | 16 | 40 R. RAMOS | ESP | Team GoEleven | Kawasaki ZX-10R | 4 | 9.770 | 1'25.191 | 249,2 | 1'24.788 | 245,8 | 54 | 16 |
| 14 | 19 | 9 D. SCHMITTER | SUI | Grillini Racing Team | Kawasaki ZX-10R | 4 | 14.396 | 1'26.522 | 248,7 | 1'25.354 | 250,4 | 2 | 25 |
| 15 | 22 | 56 P. SEBESTYÉN | HUN | Team Tóth | Yamaha YZF R1 | 4 | 15.087 | 1'26.462 | 241,4 | 1'26.859 | 238,1 | | |
| 16 | 20 | 11 S. AL SULAITI | QAT | Pedercini Racing | Kawasaki ZX-10R | 4 | 15.778 | 1'26.453 | 242,4 | 1'25.589 | 240,8 | | |
| 17 | 17 | 17 K. ABRAHAM | CZE | Milwaukee BMW | BMW S1000 RR | 4 | 16.027 | 1'26.527 | 245,8 | 1'24.811 | 249,8 | 28 | 18 |
| 18 | 23 | 4 G. VIZZIELLO | ITA | Grillini Racing Team | Kawasaki ZX-10R | 4 | 16.979 | 1'26.743 | 238,1 | 1'27.240 | 235,0 | | |
| 19 | 11 | 60 M. VAN DER MARK | NED | Honda World Superbike Team | Honda CBR1000RR SP | 4 | 34.487 | 1'24.004 | 251,0 | 1'23.455 | 251,0 | 176 | 4 |
| -----Not Classified----- | | | | | | | | | | | | | |
| NC | 21 | 119 P. SZKOPEK | POL | Team Tóth | Yamaha YZF R1 | 4 | 16.585 | 1'26.726 | 241,4 | 1'25.970 | 238,1 | 1 | 28 |
| RET | 13 | 15 A. DE ANGELIS | RSM | IodaRacing Team | Aprilia RSV4 RF | 3 | 1 Lap | 1'24.251 | 254,6 | 1'23.661 | 252,8 | 56 | 15 |
| RET | 15 | 25 J. BROOKES | AUS | Milwaukee BMW | BMW S1000 RR | 2 | 2 Laps | 1'24.983 | 251,6 | 1'24.598 | 249,2 | 58 | 14 |
| RET | 12 | 2 L. CAMIER | GBR | MV Agusta Reparto Corse | MV Agusta 1000 F4 | 1 | 3 Laps | | 248,1 | 1'23.459 | 248,1 | 110 | 8 |

| | | | | |
|-------|------------|-----|-------|------|
| AIR | Humidity: | 61% | Temp: | 20°C |
| TRACK | Condition: | Dry | Temp: | 45°C |

| | | | | |
|-------------|---------------------|----------|---------|------|
| Fastest Lap | 2° Davide Giugliano | 1'23.522 | 155,600 | Km/h |
| Lap Record: | 2014 D.Giugliano | 1'23.403 | 155,820 | Km/h |
| Best Lap | 2014 T.Sykes | 1'21.811 | 158,850 | Km/h |

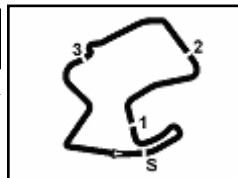
| No. Rider | From | To | Laps | Total |
|------------------------|------|----|------|-------|
| 66 T. SYKES | 1 | 2 | 2 | 0 |
| 34 D. GIUGLIANO | 3 | 4 | 2 | 0 |

| No. Rider | Laps | | |
|---------------------------|------|---------------------|---|
| 66 T. SYKES | 125 | 22 A. LOWES | 1 |
| 7 C. DAVIES | 89 | 44 L. MAHIAS | 1 |
| 1 J. REA | 88 | | |
| 69 N. HAYDEN | 16 | | |
| 34 D. GIUGLIANO | 11 | | |
| 60 M. VAN DER MARK | 8 | | |
| 25 J. BROOKES | 5 | | |

Start 10/07/2016 14:30 End 14:39 The results are provisional until the end of the time limit for protests and appeals and the completion of the technical checks.

These data/results cannot be reproduced, stored and/or transmitted in whole or in part by any manner of electronic, mechanical, photocopying, recording, broadcasting or otherwise now known or herein after developed without the previous express consent by the copyright owner, except for reproduction in daily press and regular printed publications on sale to the public within 60 days of the event related to those data/results and always provided that copyright symbol appears together as follows below.

© DORNA WSBK ORGANIZATION Srl 2016



US Round, 8-9-10 July 2016 World Superbike - Results Race 2 - Red Flag

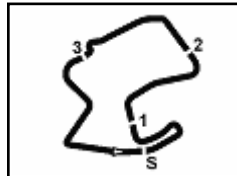
RACE HIGHLIGHTS

| | | |
|----------|-----------------|----------------------------|
| 14.27.58 | | Warm-up Lap Start |
| 14.30.42 | | Start |
| 14.31.25 | 60 van der Mark | Crashed - Turn 8 |
| 14.31.57 | 60 van der Mark | Re-joined |
| 14.32.30 | 2 Camier | Technical Problem - Turn 3 |
| 14.32.51 | 2 Camier | Out |
| 14.33.44 | 25 Brookes | Crashed - Turn 2 |
| 14.33.53 | 25 Brookes | Re-joined |
| 14.35.04 | 15 De Angelis | On the Gravel - Turn 2 |
| 14.35.11 | 25 Brookes | Entered Pits |
| 14.35.48 | | No Jump Start |
| 14.35.55 | 15 De Angelis | Out |
| 14.36.11 | 25 Brookes | Out |
| 14.37.17 | 119 Szkopek | Crashed - Turn 6 |
| 14.37.47 | | RED FLAG |
| 14.39.20 | | End Of Session |

10/07/2016 Start End The results are provisional until the end of the time limit for protests and appeals
14:30 14:39 and the completion of the technical checks.

These data/results cannot be reproduced, stored and/or transmitted in whole or in part by any manner of electronic, mechanical, photocopying, recording, broadcasting or otherwise now known or herein after developed without the previous express consent by the copyright owner, except for reproduction in daily press and regular printed publications on sale to the public within 60 days of the event related to those data/results and always provided that copyright symbol appears together as follows below.

© DORNA WSBK ORGANIZATION Srl 2016



Mazda Raceway 3.610 m

1 / 2

US Round, 8-9-10 July 2016

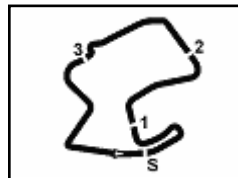
World Superbike - Lap Chart Race 2 - Red Flag

| Pos | Lap | | | |
|-----|-----|-----|-----|-----|
| | 1 | 2 | 3 | 4 |
| 1 | 66 | 66 | 34 | 34 |
| 2 | 34 | 34 | 66 | 66 |
| 3 | 1 | 1 | 1 | 1 |
| 4 | 7 | 7 | 7 | 7 |
| 5 | 69 | 69 | 69 | 69 |
| 6 | 32 | 32 | 32 | 32 |
| 7 | 12 | 12 | 12 | 12 |
| 8 | 81 | 81 | 81 | 81 |
| 9 | 22 | 22 | 59 | 59 |
| 10 | 59 | 59 | 15 | 22 |
| 11 | 2 | 15 | 22 | 35 |
| 12 | 15 | 25 | 35 | 13 |
| 13 | 25 | 35 | 13 | 40 |
| 14 | 35 | 13 | 40 | 9 |
| 15 | 13 | 40 | 9 | 56 |
| 16 | 40 | 9 | 56 | 11 |
| 17 | 9 | 4 | 4 | 17 |
| 18 | 4 | 56 | 11 | 119 |
| 19 | 56 | 11 | 17 | 4 |
| 20 | 11 | 119 | 119 | 60 |
| 21 | 119 | 17 | 60 | |
| 22 | 17 | 60 | | |
| 23 | 60 | | | |

| Final Result | | |
|--------------|---------------------------|--------|
| 1 | 34 D. GIUGLIANO | Laps 4 |
| 2 | 66 T. SYKES | 0.573 |
| 3 | 1 J. REA | 0.751 |
| 4 | 7 C. DAVIES | 1.163 |
| 5 | 69 N. HAYDEN | 2.266 |
| 6 | 32 L. SAVADORI | 2.707 |
| 7 | 12 X. FORÉS | 3.090 |
| 8 | 81 J. TORRES | 3.485 |
| 9 | 59 N. CANEPA | 5.207 |
| 10 | 22 A. LOWES | 5.957 |
| 11 | 35 R. DE ROSA | 9.292 |
| 12 | 13 A. WEST | 9.368 |
| 13 | 40 R. RAMOS | 9.770 |
| 14 | 9 D. SCHMITTER | 14.396 |
| 15 | 56 P. SEBESTYÉN | 15.087 |
| 16 | 11 S. AL SULAITI | 15.778 |
| 17 | 17 K. ABRAHAM | 16.027 |
| 18 | 119 P. SZKOPEK | 16.585 |
| 19 | 4 G. VIZZIELLO | 16.979 |
| 20 | 60 M. VAN DER MARK | 34.487 |
| RET | 15 A. DE ANGELIS | 1 Lap |
| RET | 25 J. BROOKES | 2 Laps |
| RET | 2 L. CAMIER | 3 Laps |

These data/results cannot be reproduced, stored and/or transmitted in whole or in part by any manner of electronic, mechanical, photocopying, recording, broadcasting or otherwise now known or herein after developed without the previous express consent by the copyright owner, except for reproduction in daily press and regular printed publications on sale to the public within 60 days of the event related to those data/results and always provided that copyright symbol appears together as follows below.

© DORNA WSBK ORGANIZATION Srl 2016



Mazda Raceway 3.610 m

2 / 2

US Round, 8-9-10 July 2016

World Superbike - Lap Chart Race 2 - Red Flag

Lap 1

| | | | | | |
|----|--------------------------|--------|----|--------------------------|--------|
| 1 | 66 T. Sykes (GBR) | | 3 | 1 J. Rea (GBR) | 0.751 |
| 2 | 34 D. Giugliano (ITA) | 0.407 | 4 | 7 C. Davies (GBR) | 1.163 |
| 3 | 1 J. Rea (GBR) | 0.579 | 5 | 69 N. Hayden (USA) | 2.266 |
| 4 | 7 C. Davies (GBR) | 0.838 | 6 | 32 L. Savadori (ITA) | 2.707 |
| 5 | 69 N. Hayden (USA) | 1.321 | 7 | 12 X. Forés (ESP) | 3.090 |
| 6 | 32 L. Savadori (ITA) | 1.694 | 8 | 81 J. Torres (ESP) | 3.485 |
| 7 | 12 X. Forés (ESP) | 1.978 | 9 | 59 N. Canepa (ITA) | 5.207 |
| 8 | 81 J. Torres (ESP) | 2.502 | 10 | 22 A. Lowes (GBR) | 5.957 |
| 9 | 22 A. Lowes (GBR) | 2.846 | 11 | 35 R. De Rosa (ITA) | 9.292 |
| 10 | 59 N. Canepa (ITA) | 3.130 | 12 | 13 A. West (AUS) | 9.368 |
| 11 | 2 L. Camier (GBR) | 3.433 | 13 | 40 R. Ramos (ESP) | 9.770 |
| 12 | 15 A. De Angelis (RSM) | 3.745 | 14 | 9 D. Schmitter (SUI) | 14.396 |
| 13 | 25 J. Brookes (AUS) | 4.174 | 15 | 56 P. Sebestyén (HUN) | 15.087 |
| 14 | 35 R. De Rosa (ITA) | 4.495 | 16 | 11 S. Al Sulaiti (QAT) | 15.778 |
| 15 | 13 A. West (AUS) | 4.642 | 17 | 17 K. Abraham (CZE) | 16.027 |
| 16 | 40 R. Ramos (ESP) | 4.880 | 18 | 119 P. Szkopek (POL) | 16.585 |
| 17 | 9 D. Schmitter (SUI) | 6.091 | 19 | 4 G. Vizziello (ITA) | 16.979 |
| 18 | 4 G. Vizziello (ITA) | 6.416 | 20 | 60 M. van der Mark (NED) | 34.487 |
| 19 | 56 P. Sebestyén (HUN) | 6.514 | | | |
| 20 | 11 S. Al Sulaiti (QAT) | 7.089 | | | |
| 21 | 119 P. Szkopek (POL) | 7.307 | | | |
| 22 | 17 K. Abraham (CZE) | 7.377 | | | |
| 23 | 60 M. van der Mark (NED) | 32.551 | | | |

Lap 2

| | | |
|----|--------------------------|--------|
| 1 | 66 T. Sykes (GBR) | |
| 2 | 34 D. Giugliano (ITA) | 0.262 |
| 3 | 1 J. Rea (GBR) | 0.554 |
| 4 | 7 C. Davies (GBR) | 0.786 |
| 5 | 69 N. Hayden (USA) | 1.564 |
| 6 | 32 L. Savadori (ITA) | 1.945 |
| 7 | 12 X. Forés (ESP) | 2.216 |
| 8 | 81 J. Torres (ESP) | 2.845 |
| 9 | 22 A. Lowes (GBR) | 3.404 |
| 10 | 59 N. Canepa (ITA) | 3.572 |
| 11 | 15 A. De Angelis (RSM) | 4.371 |
| 12 | 25 J. Brookes (AUS) | 5.490 |
| 13 | 35 R. De Rosa (ITA) | 5.882 |
| 14 | 13 A. West (AUS) | 6.368 |
| 15 | 40 R. Ramos (ESP) | 6.728 |
| 16 | 9 D. Schmitter (SUI) | 8.997 |
| 17 | 4 G. Vizziello (ITA) | 9.492 |
| 18 | 56 P. Sebestyén (HUN) | 9.710 |
| 19 | 11 S. Al Sulaiti (QAT) | 9.895 |
| 20 | 119 P. Szkopek (POL) | 10.366 |
| 21 | 17 K. Abraham (CZE) | 10.592 |
| 22 | 60 M. van der Mark (NED) | 32.888 |

Lap 3

| | | |
|----|--------------------------|--------|
| 1 | 34 D. Giugliano (ITA) | |
| 2 | 66 T. Sykes (GBR) | 0.423 |
| 3 | 1 J. Rea (GBR) | 0.670 |
| 4 | 7 C. Davies (GBR) | 0.922 |
| 5 | 69 N. Hayden (USA) | 1.929 |
| 6 | 32 L. Savadori (ITA) | 2.221 |
| 7 | 12 X. Forés (ESP) | 2.486 |
| 8 | 81 J. Torres (ESP) | 3.116 |
| 9 | 59 N. Canepa (ITA) | 4.307 |
| 10 | 15 A. De Angelis (RSM) | 4.747 |
| 11 | 22 A. Lowes (GBR) | 4.954 |
| 12 | 35 R. De Rosa (ITA) | 7.614 |
| 13 | 13 A. West (AUS) | 7.776 |
| 14 | 40 R. Ramos (ESP) | 8.044 |
| 15 | 9 D. Schmitter (SUI) | 11.654 |
| 16 | 56 P. Sebestyén (HUN) | 12.405 |
| 17 | 4 G. Vizziello (ITA) | 12.904 |
| 18 | 11 S. Al Sulaiti (QAT) | 13.105 |
| 19 | 17 K. Abraham (CZE) | 13.244 |
| 20 | 119 P. Szkopek (POL) | 13.599 |
| 21 | 60 M. van der Mark (NED) | 33.550 |

Lap 4

| | | |
|---|-----------------------|-------|
| 1 | 34 D. Giugliano (ITA) | |
| 2 | 66 T. Sykes (GBR) | 0.573 |

These data/results cannot be reproduced, stored and/or transmitted in whole or in part by any manner of electronic, mechanical, photocopying, recording, broadcasting or otherwise now known or herein after developed without the previous express consent by the copyright owner, except for reproduction in daily press and regular printed publications on sale to the public within 60 days of the event related to those data/results and always provided that copyright symbol appears together as follows below.

© DORNA WSBK ORGANIZATION Srl 2016

US Round, 8-9-10 July 2016

World Superbike - Best Sector & Speed Race 2 - Red Flag

Mazda Raceway 3.610 m

Results

| | | | |
|-----|--------------------|--------------------|--------|
| 1 | 34 D. GIUGLIANO | Ducati Panigale R | Laps 4 |
| 2 | 66 T. SYKES | Kawasaki ZX-10R | 0.573 |
| 3 | 1 J. REA | Kawasaki ZX-10R | 0.751 |
| 4 | 7 C. DAVIES | Ducati Panigale R | 1.163 |
| 5 | 69 N. HAYDEN | Honda CBR1000RR SP | 2.266 |
| 6 | 32 L. SAVADORI | Aprilia RS4 V4 RF | 2.707 |
| 7 | 12 X. FORÉS | Ducati Panigale R | 3.090 |
| 8 | 81 J. TORRES | BMW S1000 RR | 3.485 |
| 9 | 59 N. CANEPA | Yamaha YZF R1 | 5.207 |
| 10 | 22 A. LOWES | Yamaha YZF R1 | 5.957 |
| 11 | 35 R. DE ROSA | BMW S1000 RR | 9.292 |
| 12 | 13 A. WEST | Kawasaki ZX-10R | 9.368 |
| 13 | 40 R. RAMOS | Kawasaki ZX-10R | 9.770 |
| 14 | 9 D. SCHMITTER | Kawasaki ZX-10R | 14.396 |
| 15 | 56 P. SEBESTYÉN | Yamaha YZF R1 | 15.087 |
| 16 | 11 S. AL SULAITI | Kawasaki ZX-10R | 15.778 |
| 17 | 17 K. ABRAHAM | BMW S1000 RR | 16.027 |
| 18 | 119 P. SZKOPEK | Yamaha YZF R1 | 16.585 |
| 19 | 4 G. VIZZIELLO | Kawasaki ZX-10R | 16.979 |
| 20 | 60 M. VAN DER MARK | Honda CBR1000RR SP | 34.487 |
| RET | 15 A. DE ANGELIS | Aprilia RS4 V4 RF | 1 Lap |
| RET | 25 J. BROOKES | BMW S1000 RR | 2 Laps |
| RET | 2 L. CAMIER | MV Agusta 1000 F4 | 3 Laps |

Best Sector & Speed

| | | | |
|----|--------------------|--------------------|-------|
| 1 | 7 C. DAVIES | Ducati Panigale R | 258.9 |
| 2 | 1 J. REA | Kawasaki ZX-10R | 257.6 |
| 3 | 69 N. HAYDEN | Honda CBR1000RR SP | 256.4 |
| 4 | 34 D. GIUGLIANO | Ducati Panigale R | 256.4 |
| 5 | 66 T. SYKES | Kawasaki ZX-10R | 254.6 |
| 6 | 32 L. SAVADORI | Aprilia RS4 V4 RF | 254.6 |
| 7 | 15 A. DE ANGELIS | Aprilia RS4 V4 RF | 254.6 |
| 8 | 81 J. TORRES | BMW S1000 RR | 252.8 |
| 9 | 22 A. LOWES | Yamaha YZF R1 | 252.2 |
| 10 | 25 J. BROOKES | BMW S1000 RR | 251.6 |
| 11 | 59 N. CANEPA | Yamaha YZF R1 | 251.6 |
| 12 | 60 M. VAN DER MARK | Honda CBR1000RR SP | 251.0 |
| 13 | 35 R. DE ROSA | BMW S1000 RR | 250.4 |
| 14 | 40 R. RAMOS | Kawasaki ZX-10R | 249.2 |
| 15 | 9 D. SCHMITTER | Kawasaki ZX-10R | 248.7 |
| 16 | 12 X. FORÉS | Ducati Panigale R | 248.1 |
| 17 | 2 L. CAMIER | MV Agusta 1000 F4 | 248.1 |
| 18 | 13 A. WEST | Kawasaki ZX-10R | 248.1 |
| 19 | 17 K. ABRAHAM | BMW S1000 RR | 245.8 |
| 20 | 11 S. AL SULAITI | Kawasaki ZX-10R | 242.4 |
| 21 | 56 P. SEBESTYÉN | Yamaha YZF R1 | 241.4 |
| 22 | 119 P. SZKOPEK | Yamaha YZF R1 | 241.4 |
| 23 | 4 G. VIZZIELLO | Kawasaki ZX-10R | 238.1 |

| Seg. 1 | | Seg. 2 | | Seg. 3 | | Seg. 4 | | Seg. 5 | | | | | | |
|--------|-------------------|--------|----|-------------------|--------|--------|-------------------|--------|----|-------------------|--------|----|-------------------|--------|
| 1 | 1 J. REA | 2.162 | 1 | 34 D. GIUGLIANO | 19.749 | 1 | 81 J. TORRES | 17.252 | 1 | 34 D. GIUGLIANO | 19.215 | 1 | 66 T. SYKES | 24.882 |
| 2 | 15 A. DE ANGELIS | 2.168 | 2 | 66 T. SYKES | 19.810 | 2 | 34 D. GIUGLIANO | 17.265 | 2 | 1 J. REA | 19.241 | 2 | 1 J. REA | 24.888 |
| 3 | 7 C. DAVIES | 2.173 | 3 | 81 J. TORRES | 19.853 | 3 | 32 L. SAVADORI | 17.282 | 3 | 66 T. SYKES | 19.243 | 3 | 7 C. DAVIES | 24.956 |
| 4 | 32 L. SAVADORI | 2.178 | 4 | 15 A. DE ANGELIS | 19.860 | 4 | 7 C. DAVIES | 17.291 | 4 | 7 C. DAVIES | 19.306 | 4 | 69 N. HAYDEN | 24.963 |
| 5 | 69 N. HAYDEN | 2.181 | 5 | 69 N. HAYDEN | 19.882 | 5 | 1 J. REA | 17.317 | 5 | 69 N. HAYDEN | 19.317 | 5 | 34 D. GIUGLIANO | 25.007 |
| 6 | 35 R. DE ROSA | 2.192 | 6 | 7 C. DAVIES | 19.889 | 6 | 12 X. FORÉS | 17.321 | 6 | 60 M. VAN DER MAR | 19.324 | 6 | 32 L. SAVADORI | 25.013 |
| 7 | 66 T. SYKES | 2.194 | 7 | 1 J. REA | 19.901 | 7 | 66 T. SYKES | 17.362 | 7 | 15 A. DE ANGELIS | 19.333 | 7 | 60 M. VAN DER MAR | 25.032 |
| 8 | 22 A. LOWES | 2.195 | 8 | 59 N. CANEPA | 19.934 | 8 | 15 A. DE ANGELIS | 17.367 | 8 | 12 X. FORÉS | 19.336 | 8 | 59 N. CANEPA | 25.033 |
| 9 | 34 D. GIUGLIANO | 2.196 | 9 | 32 L. SAVADORI | 19.944 | 9 | 25 J. BROOKES | 17.433 | 9 | 81 J. TORRES | 19.353 | 9 | 12 X. FORÉS | 25.066 |
| 10 | 25 J. BROOKES | 2.204 | 10 | 12 X. FORÉS | 19.969 | 10 | 60 M. VAN DER MAR | 17.434 | 10 | 22 A. LOWES | 19.357 | 10 | 22 A. LOWES | 25.094 |
| 11 | 81 J. TORRES | 2.206 | 11 | 60 M. VAN DER MAR | 19.972 | 11 | 59 N. CANEPA | 17.499 | 11 | 32 L. SAVADORI | 19.380 | 11 | 15 A. DE ANGELIS | 25.105 |
| 12 | 59 N. CANEPA | 2.206 | 12 | 22 A. LOWES | 19.998 | 12 | 69 N. HAYDEN | 17.517 | 12 | 59 N. CANEPA | 19.432 | 12 | 81 J. TORRES | 25.159 |
| 13 | 12 X. FORÉS | 2.210 | 13 | 13 A. WEST | 20.132 | 13 | 22 A. LOWES | 17.553 | 13 | 25 J. BROOKES | 19.636 | 13 | 2 L. CAMIER | 25.172 |
| 14 | 40 R. RAMOS | 2.213 | 14 | 40 R. RAMOS | 20.145 | 14 | 35 R. DE ROSA | 17.566 | 14 | 35 R. DE ROSA | 19.641 | 14 | 13 A. WEST | 25.271 |
| 15 | 13 A. WEST | 2.219 | 15 | 35 R. DE ROSA | 20.247 | 15 | 13 A. WEST | 17.580 | 15 | 40 R. RAMOS | 19.742 | 15 | 25 J. BROOKES | 25.378 |
| 16 | 60 M. VAN DER MAR | 2.239 | 16 | 25 J. BROOKES | 20.332 | 16 | 40 R. RAMOS | 17.584 | 16 | 17 K. ABRAHAM | 19.770 | 16 | 35 R. DE ROSA | 25.408 |
| 17 | 17 K. ABRAHAM | 2.239 | 17 | 11 S. AL SULAITI | 20.460 | 17 | 2 L. CAMIER | 17.774 | 17 | 13 A. WEST | 19.844 | 17 | 40 R. RAMOS | 25.461 |
| 18 | 2 L. CAMIER | 2.244 | 18 | 119 P. SZKOPEK | 20.472 | 18 | 119 P. SZKOPEK | 17.785 | 18 | 9 D. SCHMITTER | 19.917 | 18 | 11 S. AL SULAITI | 25.509 |
| 19 | 9 D. SCHMITTER | 2.250 | 19 | 9 D. SCHMITTER | 20.480 | 19 | 56 P. SEBESTYÉN | 17.786 | 19 | 56 P. SEBESTYÉN | 19.972 | 19 | 17 K. ABRAHAM | 25.626 |
| 20 | 11 S. AL SULAITI | 2.266 | 20 | 56 P. SEBESTYÉN | 20.488 | 20 | 11 S. AL SULAITI | 17.794 | 20 | 119 P. SZKOPEK | 20.036 | 20 | 119 P. SZKOPEK | 25.641 |
| 21 | 56 P. SEBESTYÉN | 2.294 | 21 | 4 G. VIZZIELLO | 20.535 | 21 | 9 D. SCHMITTER | 17.846 | 21 | 4 G. VIZZIELLO | 20.072 | 21 | 4 G. VIZZIELLO | 25.674 |
| 22 | 4 G. VIZZIELLO | 2.303 | 22 | 17 K. ABRAHAM | 20.658 | 22 | 17 K. ABRAHAM | 17.849 | 22 | 11 S. AL SULAITI | 20.176 | 22 | 9 D. SCHMITTER | 25.752 |
| 23 | 119 P. SZKOPEK | 2.305 | | | | 23 | 4 G. VIZZIELLO | 17.970 | 23 | 2 L. CAMIER | 20.257 | 23 | 56 P. SEBESTYÉN | 25.807 |

10/07/2016

These data/results cannot be reproduced, stored and/or transmitted in whole or in part by any manner of electronic, mechanical, photocopying, recording, broadcasting or otherwise now known or herein after developed without the previous express consent by the copyright owner, except for reproduction in daily press and regular printed publications on sale to the public within 60 days of the event related to those data/results and always provided that copyright symbol appears together as follows below.

© DORNA WSBK ORGANIZATION Srl 2016

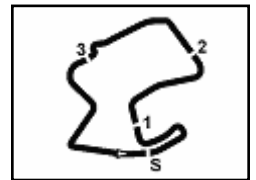
PIRELLI PERGOLETTI



Official Tyre Supplier



Official Timekeeper



US Round, 8-9-10 July 2016 World Superbike - Chronological Analysis Race 2 - Red Flag

Start at 14:30'11.118

1 / 2

| 34 D. GIUGLIANO (1'23.522) | | | | | | | | |
|----------------------------|--------------|---------------|---------------|---------------|---------------|-------------------|--------------|--------------|
| Lap | Seg. 1 | Seg. 2 | Seg. 3 | Seg. 4 | Seg. 5 | Lap Time | km/h | Local Time |
| 1 | | | 17.331 | 19.356 | 25.027 | 1'29.048 | | 14:31'40.166 |
| 2 | 2.206 | 19.749 | 17.265 | 19.215 | 25.087 | 1'23.522 | 254.0 | 14:33'03.688 |
| 3 | 2.196 | 19.862 | 17.290 | 19.258 | 25.007 | 1'23.613 | 256.4 | 14:34'27.301 |
| 4 | 2.230 | 19.835 | 17.356 | 19.285 | 25.074 | 1'23.780 | 251.0 | 14:35'51.081 |
| 5 | 2.224 | 19.897 | 17.396 | 19.352 | 25.177 | 1'24.046 C | 254.0 | 14:37'15.127 |

| 66 T. SYKES (1'23.667) | | | | | | | | |
|------------------------|--------------|---------------|---------------|---------------|---------------|-------------------|--------------|--------------|
| Lap | Seg. 1 | Seg. 2 | Seg. 3 | Seg. 4 | Seg. 5 | Lap Time | km/h | Local Time |
| 1 | | | 17.438 | 19.286 | 24.882 | 1'28.641 | | 14:31'39.759 |
| 2 | 2.198 | 19.810 | 17.362 | 19.243 | 25.054 | 1'23.667 | 254.6 | 14:33'03.426 |
| 3 | 2.194 | 20.213 | 17.539 | 19.399 | 24.953 | 1'24.298 | 254.6 | 14:34'27.724 |
| 4 | 2.197 | 20.041 | 17.410 | 19.329 | 24.953 | 1'23.930 | 254.6 | 14:35'51.654 |
| 5 | 2.201 | 20.121 | 17.429 | 19.368 | 24.946 | 1'24.065 C | 252.2 | 14:37'15.719 |

| 1 J. REA (1'23.642) | | | | | | | | |
|---------------------|--------------|---------------|--------|---------------|---------------|-------------------|--------------|--------------|
| Lap | Seg. 1 | Seg. 2 | Seg. 3 | Seg. 4 | Seg. 5 | Lap Time | km/h | Local Time |
| 1 | | | 17.317 | 19.447 | 24.943 | 1'29.220 | | 14:31'40.338 |
| 2 | 2.162 | 19.901 | 17.319 | 19.372 | 24.888 | 1'23.642 | 256.4 | 14:33'03.980 |
| 3 | 2.164 | 19.913 | 17.450 | 19.420 | 25.044 | 1'23.991 | 257.0 | 14:34'27.971 |
| 4 | 2.175 | 20.028 | 17.450 | 19.241 | 24.967 | 1'23.861 | 257.6 | 14:35'51.832 |
| 5 | 2.177 | 20.217 | 17.438 | 19.349 | 24.908 | 1'24.089 C | 252.8 | 14:37'15.921 |

| 7 C. DAVIES (1'23.615) | | | | | | | | |
|------------------------|--------------|---------------|---------------|---------------|---------------|-------------------|--------------|--------------|
| Lap | Seg. 1 | Seg. 2 | Seg. 3 | Seg. 4 | Seg. 5 | Lap Time | km/h | Local Time |
| 1 | | | 17.382 | 19.391 | 24.986 | 1'29.479 | | 14:31'40.597 |
| 2 | 2.173 | 19.889 | 17.291 | 19.306 | 24.956 | 1'23.615 | 258.9 | 14:33'04.212 |
| 3 | 2.198 | 19.909 | 17.378 | 19.428 | 25.118 | 1'24.011 | 257.6 | 14:34'28.223 |
| 4 | 2.174 | 19.933 | 17.388 | 19.437 | 25.069 | 1'24.021 | 255.8 | 14:35'52.244 |
| 5 | 2.198 | 19.919 | 17.474 | 19.430 | 25.001 | 1'24.022 C | 257.0 | 14:37'16.266 |

| 69 N. HAYDEN (1'23.910) | | | | | | | | |
|-------------------------|--------------|---------------|---------------|---------------|---------------|-------------------|--------------|--------------|
| Lap | Seg. 1 | Seg. 2 | Seg. 3 | Seg. 4 | Seg. 5 | Lap Time | km/h | Local Time |
| 1 | | | 17.603 | 19.490 | 24.963 | 1'29.962 | | 14:31'41.080 |
| 2 | 2.181 | 19.899 | 17.517 | 19.317 | 24.996 | 1'23.910 | 256.4 | 14:33'04.990 |
| 3 | 2.193 | 19.944 | 17.574 | 19.546 | 24.983 | 1'24.240 | 256.4 | 14:34'29.230 |
| 4 | 2.200 | 19.882 | 17.603 | 19.435 | 24.997 | 1'24.117 | 255.2 | 14:35'53.347 |
| 5 | 2.201 | 19.904 | 17.508 | 19.323 | 24.963 | 1'23.899 C | 254.0 | 14:37'17.246 |

| 32 L. SAVADORI (1'23.918) | | | | | | | | |
|---------------------------|--------------|---------------|---------------|---------------|---------------|-------------------|--------------|--------------|
| Lap | Seg. 1 | Seg. 2 | Seg. 3 | Seg. 4 | Seg. 5 | Lap Time | km/h | Local Time |
| 1 | | | 17.619 | 19.653 | 25.013 | 1'30.335 | | 14:31'41.453 |
| 2 | 2.178 | 19.955 | 17.282 | 19.380 | 25.123 | 1'23.918 | 254.6 | 14:33'05.371 |
| 3 | 2.188 | 19.944 | 17.384 | 19.602 | 25.033 | 1'24.151 | 251.6 | 14:34'29.522 |
| 4 | 2.187 | 19.979 | 17.445 | 19.526 | 25.129 | 1'24.266 | 252.2 | 14:35'53.788 |
| 5 | 2.201 | 19.998 | 17.439 | 19.558 | 25.100 | 1'24.296 C | 253.4 | 14:37'18.084 |

| 12 X. FORÉS (1'23.905) | | | | | | | | |
|------------------------|--------------|---------------|---------------|---------------|---------------|-------------------|--------------|--------------|
| Lap | Seg. 1 | Seg. 2 | Seg. 3 | Seg. 4 | Seg. 5 | Lap Time | km/h | Local Time |
| 1 | | | 17.607 | 19.690 | 25.074 | 1'30.619 | | 14:31'41.737 |
| 2 | 2.213 | 19.969 | 17.321 | 19.336 | 25.066 | 1'23.905 | 248.1 | 14:33'05.642 |
| 3 | 2.217 | 19.998 | 17.356 | 19.449 | 25.125 | 1'24.145 | 247.5 | 14:34'29.787 |
| 4 | 2.210 | 20.002 | 17.415 | 19.635 | 25.122 | 1'24.384 | 248.1 | 14:35'54.171 |
| 5 | 2.244 | 19.943 | 17.527 | 19.558 | 25.249 | 1'24.521 C | 243.0 | 14:37'18.692 |

| 81 J. TORRES (1'24.010) | | | | | | | | |
|-------------------------|--------------|---------------|---------------|---------------|---------------|-------------------|--------------|--------------|
| Lap | Seg. 1 | Seg. 2 | Seg. 3 | Seg. 4 | Seg. 5 | Lap Time | km/h | Local Time |
| 1 | | | 17.615 | 19.755 | 25.296 | 1'31.143 | | 14:31'42.261 |
| 2 | 2.209 | 20.037 | 17.252 | 19.353 | 25.159 | 1'24.010 | 250.4 | 14:33'06.271 |
| 3 | 2.206 | 19.883 | 17.379 | 19.443 | 25.235 | 1'24.146 | 252.8 | 14:34'30.417 |
| 4 | 2.212 | 19.853 | 17.427 | 19.449 | 25.208 | 1'24.149 | 251.0 | 14:35'54.566 |
| 5 | 2.207 | 19.948 | 17.455 | 19.571 | 25.187 | 1'24.368 C | 252.2 | 14:37'18.934 |

| 59 N. CANEPA (1'24.109) | | | | | | | | |
|-------------------------|--------------|---------------|---------------|---------------|---------------|-------------------|--------------|--------------|
| Lap | Seg. 1 | Seg. 2 | Seg. 3 | Seg. 4 | Seg. 5 | Lap Time | km/h | Local Time |
| 1 | | | 17.732 | 20.196 | 25.105 | 1'31.771 | | 14:31'42.889 |
| 2 | 2.211 | 19.934 | 17.499 | 19.432 | 25.033 | 1'24.109 | 251.6 | 14:33'06.998 |
| 3 | 2.206 | 19.993 | 17.520 | 19.718 | 25.173 | 1'24.610 | 251.6 | 14:34'31.608 |
| 4 | 2.237 | 20.019 | 17.518 | 19.749 | 25.157 | 1'24.680 | 249.8 | 14:35'56.288 |
| 5 | 2.254 | 20.092 | 17.471 | 19.517 | 25.098 | 1'24.432 C | 248.7 | 14:37'20.720 |

| 22 A. LOWES (1'24.225) | | | | | | | | |
|------------------------|--------------|---------------|---------------|---------------|---------------|-------------------|--------------|--------------|
| Lap | Seg. 1 | Seg. 2 | Seg. 3 | Seg. 4 | Seg. 5 | Lap Time | km/h | Local Time |
| 1 | | | 17.732 | 20.196 | 25.105 | 1'31.771 | | 14:31'42.889 |
| 2 | 2.211 | 19.934 | 17.499 | 19.432 | 25.033 | 1'24.109 | 251.6 | 14:33'06.998 |
| 3 | 2.206 | 19.993 | 17.520 | 19.718 | 25.173 | 1'24.610 | 251.6 | 14:34'31.608 |
| 4 | 2.237 | 20.019 | 17.518 | 19.749 | 25.157 | 1'24.680 | 249.8 | 14:35'56.288 |
| 5 | 2.254 | 20.092 | 17.471 | 19.517 | 25.098 | 1'24.432 C | 248.7 | 14:37'20.720 |

| | | | | | | | | | | | |
|---|--------------|---------------|--------|--------|--------|---------------|---------------|-------------------|-----------------|-------|--------------|
| 1 | | | | | | 17.729 | 19.894 | 25.210 | 1'31.487 | | 14:31'42.605 |
| 2 | 2.199 | 20.022 | | | | 17.553 | 19.357 | 25.094 | 1'24.225 | 248.7 | 14:33'06.830 |
| 3 | 2.195 | 19.998 | 17.614 | | | 19.976 | 25.642 | 1'25.425 | 252.2 | 243.6 | 14:34'32.255 |
| 4 | 2.210 | 20.312 | 17.595 | 19.538 | 25.128 | 19.538 | 25.128 | 1'24.783 | 243.6 | 241.9 | 14:35'57.038 |
| 5 | 2.231 | 20.403 | 17.483 | 19.532 | 25.183 | 19.532 | 25.183 | 1'24.832 C | 241.9 | | 14:37'21.870 |

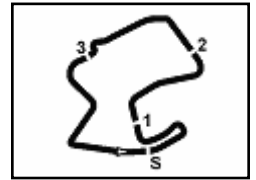
| 35 R. DE ROSA (1'25.054) | | | | | | | | | | |
|--------------------------|--------------|---------------|---------------|---------------|---------------|-------------------|--------------|--------------|--|--------------|
| Lap | Seg. 1 | Seg. 2 | Seg. 3 | Seg. 4 | Seg. 5 | Lap Time | km/h | Local Time | | |
| 1 | | | | 17.823 | 20.247 | 25.634 | | 1'33.136 | | 14:31'44.254 |
| 2 | 2.192 | 20.247 | 17.566 | 19.641 | 25.408 | 1'25.054 | 249.2 | 14:33'09.308 | | |
| 3 | 2.194 | 20.340 | 17.758 | 19.808 | 25.507 | 1'25.607 | 250.4 | 14:34'34.915 | | |
| 4 | 2.240 | 20.336 | 17.681 | 19.714 | 25.487 | 1'25.458 | 241.9 | 14:36'00.373 | | |
| 5 | 2.235 | 20.391 | 17.784 | 20.344 | 25.944 | 1'26.698 C | 244.7 | 14:37'27.071 | | |

| 13 A. WEST (1'25.283) | | | | | | | | | | |
|-----------------------|--------------|---------------|---------------|---------------|---------------|-------------------|--------------|--------------|--|--------------|
| Lap | Seg. 1 | Seg. 2 | Seg. 3 | Seg. 4 | Seg. 5 | Lap Time | km/h | Local Time | | |
| 1 | | | | 17.774 | 20.328 | 25.539 | | 1'33.283 | | 14:31'44.401 |
| 2 | 2.219 | 20.227 | 17.689 | 19.887 | 25.371 | 1'25.393 | 248.1 | 14:33'09.794 | | |
| 3 | 2.237 | 20.132 | 17.580 | 19.868 | 25.466 | 1'25.283 | 246.4 | 14:34'35.077 | | |
| 4 | 2.223 | 20.322 | 17.712 | 19.844 | 25.271 | 1'25.372 | 248.1 | 14:36'00.449 | | |
| 5 | 2.266 | 20.370 | 17.711 | 19.834 | 25.468 | 1'25.649 C | 241.4 | 14:37'26.098 | | |

| 40 R. RAMOS (1'25.191) | | | | | | | | | | |
|------------------------|--------------|---------------|---------------|---------------|---------------|-------------------|--------------|--------------|--|--------------|
| Lap | Seg. 1 | Seg. 2 | Seg. 3 | Seg. 4 | Seg. 5 | Lap Time | km/h | Local Time | | |
| 1 | | | | 18.029 | 20.044 | 25.591 | | 1'33.521 | | 14:31'44.639 |
| 2 | 2.213 | 20.331 | 17.627 | 19.826 | 25.518 | 1'25.515 | 249.2 | 14:33'10.154 | | |
| 3 | 2.244 | 20.145 | 17.584 | 19.742 | 25.476 | 1'25.191 | 242.4 | 14:34'35.345 | | |
| 4 | 2.236 | 20.339 | 17.655 | 19.815 | 25.461 | 1'25.506 | 246.9 | 14:36'00.851 | | |
| 5 | 2.242 | 20.263 | 17.708 | 20.093 | 25.524 | 1'25.830 C | 248.1 | 14:37'26.681 | | |

| 9 D. SCHMITTER (1'26.522) | | | | | | | | | | |
|---------------------------|--------------|---------------|---------------|---------------|---------------|-------------------|--------------|--------------|--|--------------|
| Lap | Seg. 1 | Seg. 2 | Seg. 3 | Seg. 4 | Seg. 5 | Lap Time | km/h | Local Time | | |
| 1 | | | | 18.237 | 20.380 | 26.103 | | 1'34.732 | | 14:31'45.850 |
| 2 | 2.250 | 20.580 | 17.994 | 19.997 | 25.752 | 1'26.573 | 248.7 | 14:33'12.423 | | |
| 3 | 2.254 | 20.480 | 18.006 | 19.917 | 25.875 | 1'26.532 | 245.8 | 14:34'38.955 | | |
| 4 | 2.255 | 20.592 | 17.846 | 19.927 | 25.902 | 1'26.522 | 245.8 | 14:36'05.477 | | |
| 5 | 2.286 | 20.560 | 17.886 | 20.060 | 25.596 | 1'26.388 C | 240.3 | 14:37'31.865 | | |

| 56 P. SEBESTYÉN (1'26.462) | | | | | | | | | | |
|----------------------------|--------|--------|--------|--------|--------|----------|------|------------|--|--------------|
| Lap | Seg. 1 | Seg. 2 | Seg. 3 | Seg. 4 | Seg. 5 | Lap Time | km/h | Local Time | | |
| 1 | | | | 18.243 | 20.688 | 26.036 | | 1'35.155 | | 14:31'46.273 |
| 2 | 2.319 | 20.587 | 17 | | | | | | | |



US Round, 8-9-10 July 2016 World Superbike - Chronological Analysis Race 2 - Red Flag

Start at 14:30'11.118

5 2.290 20.711 18.018 20.935 25.751 1'27.705 C 234.5 14:37'35.765

60 M. VAN DER MARK (1'24.004)

| Lap | Seg. 1 | Seg. 2 | Seg. 3 | Seg. 4 | Seg. 5 | Lap Time | km/h | Local Time |
|-----|--------------|---------------|---------------|---------------|---------------|-----------------|--------------|--------------|
| 1 | | | 17.830 | 46.433 | 27.980 | 2'01.192 | | 14:32'12.310 |
| 2 | 2.242 | 19.972 | 17.434 | 19.324 | 25.032 | 1'24.004 | 251.0 | 14:33'36.314 |
| 3 | 2.239 | 20.003 | 17.509 | 19.590 | 25.196 | 1'24.537 | 249.8 | 14:35'00.851 |
| 4 | 2.247 | 20.083 | 17.597 | 19.701 | 25.089 | 1'24.717 | 248.7 | 14:36'25.568 |

15 A. DE ANGELIS (1'24.251)

| Lap | Seg. 1 | Seg. 2 | Seg. 3 | Seg. 4 | Seg. 5 | Lap Time | km/h | Local Time |
|-----|--------------|---------------|---------------|---------------|---------------|-----------------|--------------|--------------|
| 1 | | | 17.781 | 20.241 | 25.280 | 1'32.386 | | 14:31'43.504 |
| 2 | 2.193 | 20.277 | 17.385 | 19.333 | 25.105 | 1'24.293 | 244.7 | 14:33'07.797 |
| 3 | 2.168 | 19.860 | 17.367 | 19.578 | 25.278 | 1'24.251 | 254.6 | 14:34'32.048 |

25 J. BROOKES (1'24.983)

| Lap | Seg. 1 | Seg. 2 | Seg. 3 | Seg. 4 | Seg. 5 | Lap Time | km/h | Local Time |
|-----|--------------|---------------|---------------|---------------|---------------|-----------------|--------------|--------------|
| 1 | | | 17.822 | 20.258 | 25.508 | 1'32.815 | | 14:31'43.933 |
| 2 | 2.204 | 20.332 | 17.433 | 19.636 | 25.378 | 1'24.983 | 251.6 | 14:33'08.916 |

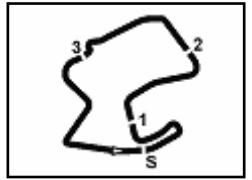
2 L. CAMIER (40'39.999)

| Lap | Seg. 1 | Seg. 2 | Seg. 3 | Seg. 4 | Seg. 5 | Lap Time | km/h | Local Time |
|-----|--------|--------|--------|--------|--------|----------|------|--------------|
| 1 | | | 17.774 | 20.257 | 25.172 | 1'32.074 | | 14:31'43.192 |

P = Pits In/Out - C = Lap-Time Cancelled

These data/results cannot be reproduced, stored and/or transmitted in whole or in part by any manner of electronic, mechanical, photocopying, recording, broadcasting or otherwise now known or herein after developed without the previous express consent by the copyright owner, except for reproduction in daily press and regular printed publications on sale to the public within 60 days of the event related to those data/results and always provided that copyright symbol appears together as follows below.

© DORNA WSBK ORGANIZATION Srl 2016




Mazda Raceway 3.610 m


US Round, 8-9-10 July 2016
World Superbike - Weather Report Race 2 - Red Flag

Session started 14:30 Session ended 14:39


Air Temperature




Track Temperature



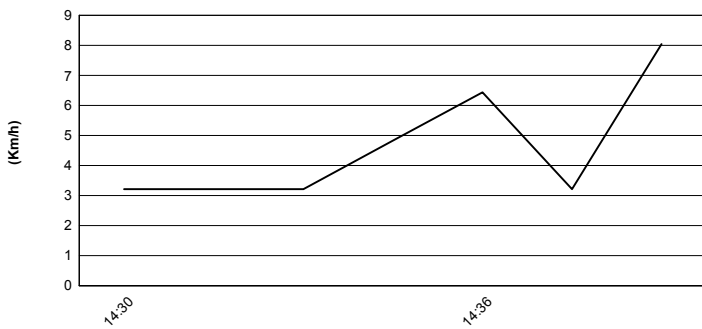
Air Pressure



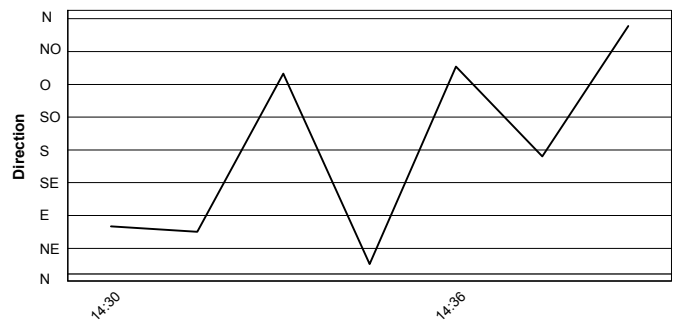
Humidity



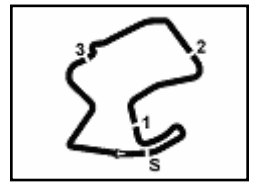
Wind Speed



Wind Direction



These data/results cannot be reproduced, stored and/or transmitted in whole or in part by any manner of electronic, mechanical, photocopying, recording, broadcasting or otherwise now known or herein after developed without the previous express consent by the copyright owner, except for reproduction in daily press and regular printed publications on sale to the public within 60 days of the event related to those data/results and always provided that copyright symbol appears together as follows below.
© DORNA WSBK ORGANIZATION Srl 2016

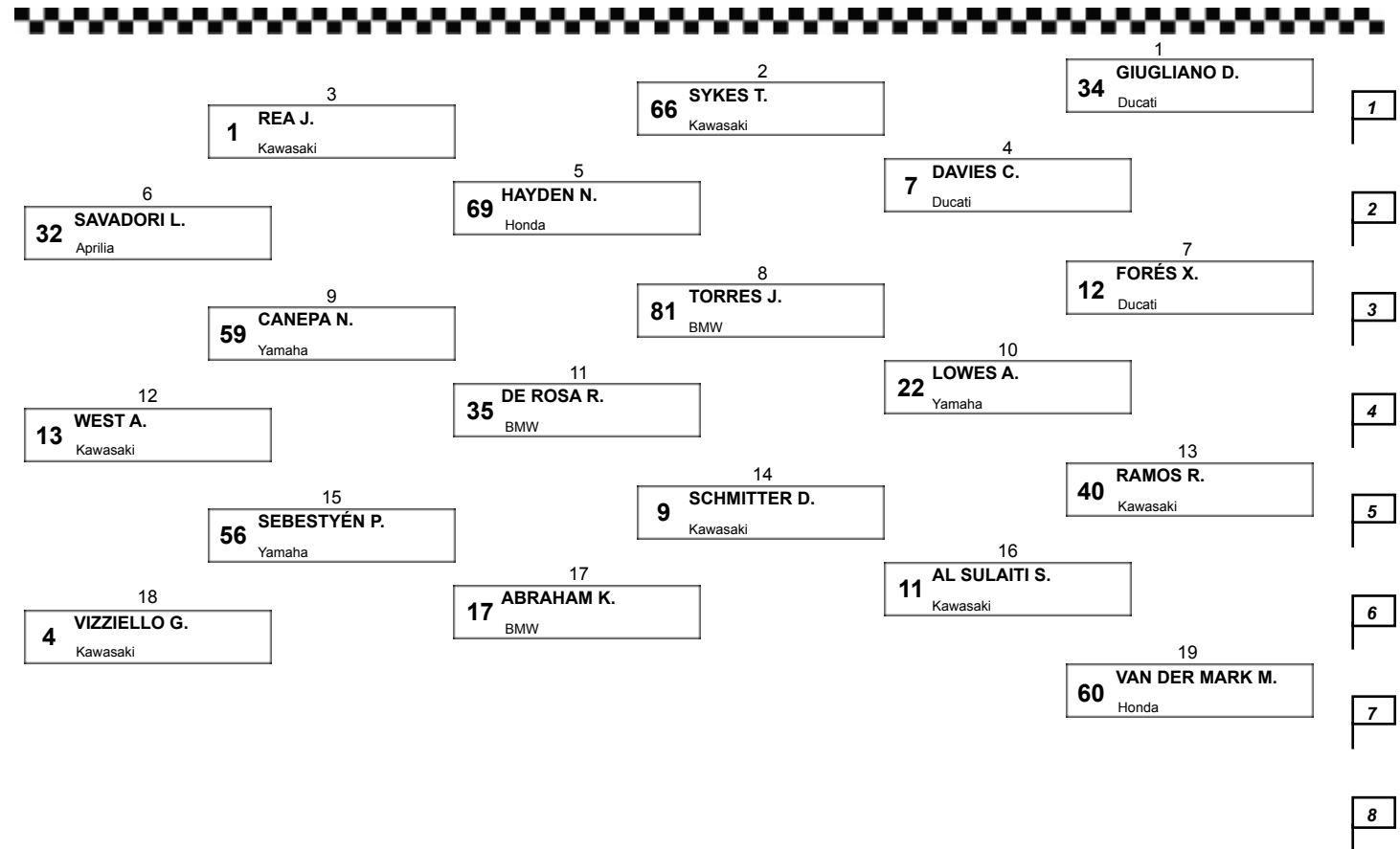


Mazda Raceway 3.610 m

US Round, 8-9-10 July 2016

World Superbike - Starting Grid - Race 2 Restart

21 Laps x 3,610 km = 75,810 km



Jury President

..... Race Director

These data/results cannot be reproduced, stored and/or transmitted in whole or in part by any manner of electronic, mechanical, photocopying, recording, broadcasting or otherwise now known or herein after developed without the previous express consent by the copyright owner, except for reproduction in daily press and regular printed publications on sale to the public within 60 days of the event related to those data/results and always provided that copyright symbol appears together as follows below.

© DORNA WSBK ORGANIZATION Srl 2016

