

## US Round, 8-9-10 July 2016 World Superbike - Championship Standings

Mazda Raceway 3.610 m

1 / 2

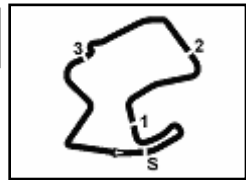
Points	Points From First	Points From Previous	February 28 PHILLIP ISLAND		March 13 BURIRAM		April 3 ARAGON		April 17 ASSEN		May 1 IMOLA		May 15 SEPANG		May 29 DONINGTON PARK		June 19 MISANO		July 10 LAGUNA SECA		September 18 LAUSITZRING		October 2 MAGNY-COURS		October 16 JEREZ		October 28 LOSAIL		
			1	2	1	2	1	2	1	2	1	2	1	2	1	2	1	2	1	2	1	2	1	2	1	2	1	2	1
<b>1 REA</b> Jonathan (GBR)	<b>368</b>		25	25	25	20	20	16	25	25	20	20	20	16	16	20	25	25	25										
<b>2 SYKES</b> Tom (GBR)	<b>322</b> 46		11	10	20	25	16	20	20	16	16	25	8	25	25	20	20	20	25										
<b>3 DAVIES</b> Chaz (GBR)	<b>260</b> 108 62		20	6	13	16	25	25	20	11	25	25	16	13	16	13	13	16											
<b>4 GIUGLIANO</b> Davide (ITA)	<b>185</b> 183 75		13	16	6	11	10	8	11	13	10	20	20	9	2	16	20												
<b>5 VAN DER MARK</b> Michael (NED)	<b>185</b> 183 0		16	20	16	13	9	16	9	7	9	10	8	8	16	6	13	9											
<b>6 HAYDEN</b> Nicky (USA)	<b>173</b> 195 12		7	13	11	10	16	10	7	8	8	25	11	10	10	16	11												
<b>7 TORRES</b> Jordi (ESP)	<b>155</b> 213 18		8	9	8	8	9	11	11	1	13	9	13	3	9	5	11	9	8	10									
<b>8 CAMIER</b> Leon (GBR)	<b>110</b> 258 45		9	5	5	13	16	13	7	10	11	6	7	13	11	8	5												
<b>9 SAVADORI</b> Lorenzo (ITA)	<b>110</b> 258 0		4	6	7	6	5	10	13	8	5	2	10	13	11	10													
<b>10 FORÉS</b> Xavi (ESP)	<b>97</b> 271 13			2	18	18	13	13	3	6	6	6	2	5	4	2	13	9	13										
<b>11 LOWES</b> Alex (GBR)	<b>94</b> 274 3		2	10	8	7	8	9	5	10	11				3	8	11	2											
<b>12 REITERBERGER</b> Markus (GER)	<b>68</b> 300 26		8	11	9	2	1	9	3	4	6	5	10	12	12	12	12												
<b>13 RAMOS</b> Román (ESP)	<b>60</b> 308 8		5	4	4	4	4	7	4	12	14	14	14	16	3	3	7	4	1	6									
<b>14 GUINTOLI</b> Sylvain (FRA)	<b>58</b> 310 2		10	11	9	10	7	6	5						12	12	13	13	13	14									
<b>15 BROOKES</b> Joshua (AUS)	<b>58</b> 310 0		6	7	1	3	3	5	2	3	5	4	2	7	5	2	3												
<b>16 DE ANGELIS</b> Alex (RSM)	<b>56</b> 312 2		3	7	2	5	8	4	1	2	9			1	4	3	7												
<b>17 WEST</b> Anthony (AUS)	<b>50</b> 318 6											7	11	6	4	6	5	4	7										
<b>18 ABRAHAM</b> Karel (CZE)	<b>32</b> 336 18		3	5	1	1	2	2			4	7	1	2	4														
<b>19 CANEPA</b> Niccolò (ITA)	<b>30</b> 338 2														9	7	6	8											
<b>20 BAIOTTO</b> Matteo (ITA)	<b>12</b> 356 18			3	3			2	4																				
<b>21 MAHIAS</b> Lucas (FRA)	<b>9</b> 359 3							6	3																				
<b>22 BEAUBIER</b> Cameron (USA)	<b>6</b> 362 3														6														
<b>23 DE ROSA</b> Raffaele (ITA)	<b>5</b> 363 1																												
<b>24 SCHMITTER</b> Dominic (SUI)	<b>5</b> 363 0								1			1																	
<b>25 SCASSA</b> Luca (ITA)	<b>3</b> 365 2											3																	

First Line: Championship Standings - Second Line: Ranking Progression

These data/results cannot be reproduced, stored and/or transmitted in whole or in part by any manner of electronic, mechanical, photocopying, recording, broadcasting or otherwise now known or herein after developed without the previous express consent by the copyright owner, except for reproduction in daily press and regular printed publications on sale to the public within 60 days of the event related to those data/results and always provided that copyright symbol appears together as follows below.

© DORNA WSBK ORGANIZATION Srl 2016





## US Round, 8-9-10 July 2016 World Superbike - Manufacturers Standings

Mazda Raceway 3.610 m

Points	Points From First	Points From Previous	February 28 PHILLIP ISLAND		March 13 BURIRAM		April 3 ARAGON		April 17 ASSEN		May 1 IMOLA		May 15 SEPANG		May 29 DONINGTON PARK		June 19 MISANO		July 10 LAGUNA SECA		September 18 LAUSITZRING		October 2 MAGNY-COURS		October 16 JEREZ		October 28 LOSAIL			
			1	2	1	2	1	2	1	2	1	2	1	2	1	2	1	2	1	2	1	2	1	2	1	2	1	2	1	2
<b>1</b> KAWASAKI	<b>421</b>		25	25	25	25	20	20	25	25	20	20	25	16	25	25	25	25	25	25	25	25								
			1	1	1	1	1	1	1	1	1	1	1	1	1	1	1	1	1	1	1	1								
<b>2</b> DUCATI	<b>326</b>	95	20	16	13	16	25	25	20	11	25	25	16	20	20	16	13	16	9	20										
			2	2	3	2	2	2	2	2	2	2	2	2	2	2	2	2	2	2										
<b>3</b> HONDA	<b>241</b>	180	85	16	20	16	13	10	9	16	16	9	8	9	25	11	10	16	10	16	11									
				3	2	2	2	3	3	3	3	3	3	3	3	3	3	3	3	3	3									
<b>4</b> BMW	<b>165</b>	256	76	8	9	11	9	9	11	11	2	13	9	13	6	9	7	11	9	8	10									
				6	5	5	5	5	4	4	5	4	4	4	4	4	4	4	4	4	4									
<b>5</b> YAMAHA	<b>141</b>	280	24	10	11	10	10	8	7	8	9	5	10	11		6	9	8	11	8										
				4	4	4	4	4	5	5	4	5	5	5	5	5	5	5	5	5	5									
<b>6</b> APRILIA	<b>128</b>	293	13	4	3	7	7	6	8	10	13	8	5	9	10	13	4	11	10											
				7	7	6	6	6	6	6	6	6	6	6	6	6	6	6	6	6	6									
<b>7</b> MV AGUSTA	<b>110</b>	311	18	9		5	5	7	7	13	7	10	11	6	7	13	11	8	5											
				5	6	6	7	7	7	7	7	7	7	7	7	7	7	7	7	7	7									

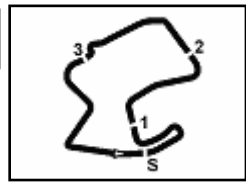
First Line: Championship Standings - Second Line: Ranking Progression

These data/results cannot be reproduced, stored and/or transmitted in whole or in part by any manner of electronic, mechanical, photocopying, recording, broadcasting or otherwise now known or herein after developed without the previous express consent by the copyright owner, except for reproduction in daily press and regular printed publications on sale to the public within 60 days of the event related to those data/results and always provided that copyright symbol appears together as follows below.

© DORNA WSBK ORGANIZATION Srl 2016

FICR PEROGIA TINING





Mazda Raceway 3.610 m

## US Round, 8-9-10 July 2016

### World Superbike - Pirelli Best Lap Award

Points	Points From First	Points From Previous	February 28	March 13	April 3	April 17	May 1	May 15	May 29	June 19	July 10	September 18	October 2	October 16	October 28	
			PHILLIP ISLAND	BURIRAM	ARAGON	ASSEN	IMOLA	SEPANG	DONINGTON PARK	MISANO	LAGUNA SECA	LAUSITZRING	MAGNY-COURS	JEREZ	LOSAIL	
<b>Fastest Laps</b>																
<b>1 DAVIES</b> Chaz (GBR)	7		1		1 1	1	1 1				1					
<b>2 REA</b> Jonathan (GBR)	5 2			1 1		1			1 1							
<b>3 SYKES</b> Tom (GBR)	3 4 2							1		1	1					
<b>4 GIUGLIANO</b> Davide (ITA)	2 5 1	1						1								
<b>5 LOWES</b> Alex (GBR)	1 6 1									1						

These data/results cannot be reproduced, stored and/or transmitted in whole or in part by any manner of electronic, mechanical, photocopying, recording, broadcasting or otherwise now known or herein after developed without the previous express consent by the copyright owner, except for reproduction in daily press and regular printed publications on sale to the public within 60 days of the event related to those data/results and always provided that copyright symbol appears together as follows below.

© DORNA WSBK ORGANIZATION Srl 2016

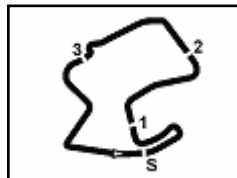
FICR PEROGIA TUNING



Official Tyre Supplier



Official Timekeeper



## US Round, 8-9-10 July 2016 World Superbike - Rider's Performance

Mazda Raceway 3.610 m

	Points	Points From First	Points From Previous	February 28	March 13	April 3	April 17	May 1	May 15	May 29	June 19	July 10	September 18	October 2	October 16	October 28		
				PHILLIP ISLAND	BURIRAM	ARAGON	ASSEN	IMOLA	SEPANG	DONINGTON PARK	MISANO	LAGUNA SECA	LAUSITZRING	MAGNY-COURS	JEREZ	LOSAIL	G 1 2	G 1 2
1 REA	368			3 1 1	2 1 2	5 2 3	4 1 1	3 2 2	3 2 3	4 3 2	2 1 1	2 1 Rt						
2 SYKES	322	46		1 5 6	3 2 1	1 3 2	1 Rt 2	4 3 3	1 1 8	1 1 1	1 2 2	1 2 1						
3 DAVIES	260	108	62	9 2 10	4 4 3	4 1 1	6 2 5	1 1 1	5 3 4	2 Fl 3	9 4 Rt	4 Fl 3						
4 GIUGLIANO	185	183	75	2 4 3	6 18 10	6 5 6	3 Rt 8	2 5 4	9 6 2	5 2 7	7 14 3	3 Fl 2						
5 VAN DER MARK	185	183	0	6 3 2	1 3 4	11 Rt 7	5 Rt 3	11 7 9	10 7 6	13 8 8	10 3 10	11 4 7						
6 HAYDEN	173	195	12	7 9 4	8 Rt 5	10 6 Rt	10 3 6	9 9 8	4 8 1	7 5 6	6 Fl 6	6 3 5						
7 TORRES	155	213	18	12 8 7	10 8 8	8 7 5	9 5 15	6 4 7	8 4 13	6 7 11	12 5 7	7 8 6						
8 CAMIER	110	258	45	10 7 Rt	14 11 11	7 Rt 16	13 4 9	7 6 5	12 10 9	8 4 5	8 8 Rt	12 11						
9 SAVADORI	110	258	0	8 12 Rt	18 10 9	12 10 11	11 6 4	5 8 11	7 Fl 14	3 6 4	5 Fl 5	8 6 Fl						
10 FORÉS	97	271	13	13 Rt	16 14 Rt	9 4 4	8 13 10	13 10 10	15 14 11	11 12 14	3 Rt 4	5 7 4						
11 LOWES	94	274	3	5 Rt 14	7 6 Rt	3 8 9	12 8 7	14 11 6	2 5 Fl		4 13 8	10 5 14						
12 REITERBERGER	68	300	26	11 Rt 8	9 5 7	13 14 15	7 7 16	8 13 12	6 Rt 10	19 11 16	11 6 Fl							
13 RAMOS	60	308	8	17 11 12	15 12 12	14 12 12	18 9 12			16 13 13	14 9 12	16 15 10						
14 GUINTOLI	58	310	2	4 6 5	5 7 6	2 9 10	2 Rt 11	12										
15 BROOKES	58	310	0	14 10 9	13 15 16	18 13 13	14 11 Rt	15 14 13	14 11 12	15 14 9	16 11 14	15 13						
16 DE ANGELIS	56	312	2	18 Rt 13	19 9 14	16 11 8	16 12	17 15 14	13 Fl 7	14 Fl 15	24 12 13	13 9						
17 WEST	50	318	6						11 9 5	18 10 12	13 10 11	14 12 9						
18 ABRAHAM	32	336	18	16 13 11	11 Rt 15	15 15 14	22 Rt 14	16 16 Fl	16 12 Rt	12 9 Rt	19 Rt 15	17 14 12						
19 CANEPA	30	338	2								15 7 9	9 10 8						
20 BAIOTTO	12	356	18		12 13 13	17 Rt 17	15 14 Rt	10 12 Rt										
21 MAHIAS	9	359	3				17 10 13	23										
22 BEAUBIER	6	362	3							9 Fl 10								
23 DE ROSA	5	363	1									18 Fl 11						
24 SCHMITTER	5	363	0	19 16 16	23 19 19	21 18 19		20	18 Fl 15	21 16 19	20 15 18	18 17 16	19 16 13					
25 SCASSA	3	365	2						17 13 17	17 Rt 17								
26 BARRIER	2	366	1	15 15 15	17 16 17	19 16 Rt												
27 JONES	2	366	0	21 14 Rt														
28 HOOK	2	366	0			24 Rt Rt	21 16 Ns	21 17 Fl	18 15 15									
29 AL SULAITI	1	367	1	20 17 17	20 17 Rt	22 Rt 21		22 Rt 16	19 17 20	22 17 Rt	21 19 19	20 Fl 15						
30 LUSSIANA	1	367	0			20 17 18	19 15 17			21 Rt Rt								
31 SZKOPEK	1	367	0				20 17 18	20 18 17	22 Fl 18	23 16 19	22 15 20	21 18						

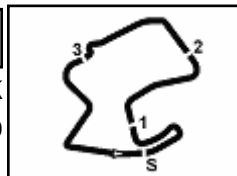
G = Grid - 1 = Race 1 - 2 = Race 2

Ns = Did Not Start - Rt = Retired - Ex = Excluded - Fl = Fallen

These data/results cannot be reproduced, stored and/or transmitted in whole or in part by any manner of electronic, mechanical, photocopying, recording, broadcasting or otherwise now known or herein after developed without the previous express consent by the copyright owner, except for reproduction in daily press and regular printed publications on sale to the public within 60 days of the event related to those data/results and always provided that copyright symbol appears together as follows below.

© DORNA WSBK ORGANIZATION Srl 2016



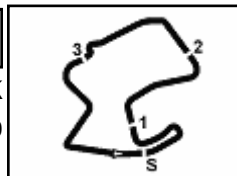


## US Round, 8-9-10 July 2016 World Superbike - Best Laps & Speeds

No.	Rider		Best Lap		FP1		FP2		FP3		SP1		SP2		RC1		W1A		RC2	
	Nat	Bike	laps	speed	laps	speed	laps	speed	laps	speed	laps	speed	laps	speed	laps	speed	laps	speed	laps	speed
1	66	<b>SYKES Tom</b>	127	260	26	256	29	260	10	258	7	258	25	257	9	258	21	256		
		GBR Kawasaki ZX-10R																		
2	1	<b>REA Jonathan</b>	111	260	26	256	28	257	10	257	7	260	25	260	10	258	5	259		
		GBR Kawasaki ZX-10R																		
3	34	<b>GIUGLIANO Davide</b>	106	258	22	253	24	253	10	254	7	258	12	256	10	256	21	256		
		ITA Ducati Panigale R																		
4	7	<b>DAVIES Chaz</b>	109	258	26	254	28	255	11	255	8	256	4	258	11	256	21	257		
		GBR Ducati Panigale R																		
5	12	<b>FORÉS Xavi</b>	122	250	25	240	23	244	10	246	8	247	25	245	10	248	21	250		
		ESP Ducati Panigale R																		
6	69	<b>HAYDEN Nicky</b>	129	256	26	250	26	256	11	253	9	255	25	256	11	253	21	256		
		USA Honda CBR1000RR SP																		
7	81	<b>TORRES Jordi</b>	121	255	27	251	21	249	8	246	9	251	25	253	10	253	21	255		
		ESP BMW S1000 RR																		
8	32	<b>SAVADORI Lorenzo</b>	106	253	28	250	25	252	8	245	8	247	25	253	10	252	2	253		
		ITA Aprilia RSV4 RF																		
9	59	<b>CANEPA Niccolò</b>	126	256	25	248	27	248	10	250	7	251	25	252	11	252	21	256		
		ITA Yamaha YZF R1																		
10	22	<b>LOWES Alex</b>	105	256	21	254	11	252	10	254	7	253	25	256	10	254	21	255		
		GBR Yamaha YZF R1																		
11	60	<b>VAN DER MARK Michael</b>	139	256	26	250	29	250	11	251	8	250	9	251	25	255	10	253	21	256
		NED Honda CBR1000RR SP																		
12	2	<b>CAMIER Leon</b>	81	250			23	248	6	247	8	248	9	248	25	250	10	248		
		GBR MV Agusta 1000 F4																		
13	15	<b>DE ANGELIS Alex</b>	101	257	27	255	25	255	11	257	8	253		255	5	253				
		RSM Aprilia RSV4 RF																		
14	13	<b>WEST Anthony</b>	122	252	22	247	24	248	11	245	8	248		249	11	252	21	251		
		AUS Kawasaki ZX-10R																		
15	25	<b>BROOKES Joshua</b>	110	253	29	248	24	248	11	248	10	249		253	11	250				
		AUS BMW S1000 RR																		
16	35	<b>DE ROSA Raffaele</b>	115	256	24	239	28	248	11	250	8	240		250	11	256	21	251		
		ITA BMW S1000 RR																		
17	40	<b>RAMOS Román</b>	124	253	24	244	26	250	9	249	8	246		246	11	253	21	250		
		ESP Kawasaki ZX-10R																		
18	17	<b>ABRAHAM Karel</b>	129	253	24	250	28	252	11	253	9	250		251	11	253	21	252		
		CZE BMW S1000 RR																		
19	9	<b>SCHMITTER Dominic</b>	132	250	31	237	27	245	8	246	9	250		246	11	245	21	248		
		SUI Kawasaki ZX-10R																		
20	11	<b>AL SULAITI Saeed</b>	118	244	30	238	27	238	10	239	6	241		244	8	242	21	242		
		QAT Kawasaki ZX-10R																		

These data/results cannot be reproduced, stored and/or transmitted in whole or in part by any manner of electronic, mechanical, photocopying, recording, broadcasting or otherwise now known or herein after developed without the previous express consent by the copyright owner, except for reproduction in daily press and regular printed publications on sale to the public within 60 days of the event related to those data/results and always provided that copyright symbol appears together as follows below.

© DORNA WSBK ORGANIZATION Srl 2016



Mazda Raceway 3.610 m

## US Round, 8-9-10 July 2016 World Superbike - Best Laps & Speeds

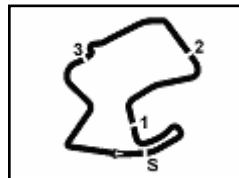
2 / 2

No.	Rider		Best Lap		FP1		FP2		FP3		SP1		SP2		RC1		W1A		RC2	
	Nat	Bike	laps	speed	laps	speed	laps	speed	laps	speed	laps	speed	laps	speed	laps	speed	laps	speed	laps	speed
21	<b>119</b>	<b>SZKOPEK Pawel</b>	<b>1'25.970</b>		1'27.970		1'27.548		1'26.805		<b>1'25.970</b>				1'26.524		1'27.526			
	POL	Yamaha YZF R1	77	244	21	237	13	242	8	238	9	238			24	<b>244</b>	2	239		
22	<b>56</b>	<b>SEBESTYÉN Péter</b>	<b>1'26.367</b>		1'28.227				1'27.795		1'26.859				1'26.971				1'26.367	
	HUN	Yamaha YZF R1	87	244	22	240			10	234	10	238			24	241			21	<b>244</b>
23	<b>4</b>	<b>VIZZIELLO Gianluca</b>	<b>1'26.512</b>		1'28.305				1'26.884		1'27.240				<b>1'26.512</b>		1'27.187		1'27.007	
	ITA	Kawasaki ZX-10R	79	242	19	235			9	241	6	235			16	<b>242</b>	8	239	21	241

10/07/2016

These data/results cannot be reproduced, stored and/or transmitted in whole or in part by any manner of electronic, mechanical, photocopying, recording, broadcasting or otherwise now known or herein after developed without the previous express consent by the copyright owner, except for reproduction in daily press and regular printed publications on sale to the public within 60 days of the event related to those data/results and always provided that copyright symbol appears together as follows below.

© DORNA WSBK ORGANIZATION Srl 2016



Mazda Raceway 3.610 m

## US Round, 8-9-10 July 2016 World Superbike - Race Winners

	2013	2014	2015	2016
<b>01 Phillip Island</b>	Checa (Esp) Duc 1'30.234 (177,3 Km/h)	Guintoli (Fra) Apr 1'30.038 (177,7 Km/h)	Rea (Gbr) Kaw 1'31.212 (175,4 Km/h)	Sykes (Gbr) Kaw 1'30.020 (177,8 Km/h)
<b>02 Buriram</b>			Rea (Gbr) Kaw 1'33.382 (175,6 Km/h)	van der Mark (Ned) Hon 1'33.452 (175,4 Km/h)
<b>03 Aragon</b>	Sykes (Gbr) Kaw 1'56.339 (165,4 Km/h)	Sykes (Gbr) Kaw 1'56.479 (165,2 Km/h)	Haslam (Gbr) Apr 1'49.664 (166,7 Km/h)	Sykes (Gbr) Kaw 1'49.374 (167,1 Km/h)
<b>04 Assen</b>	Sykes (Gbr) Kaw 1'35.043 (172,0 Km/h)	Baz (Fra) Kaw 1'34.357 (173,3 Km/h)	Sykes (Gbr) Kaw 1'34.789 (172,5 Km/h)	Sykes (Gbr) Kaw 1'35.440 (171,3 Km/h)
<b>05 Imola</b>	Sykes (Gbr) Kaw 1'45.981 (167,7 Km/h)	Rea (Gbr) Hon 1'46.289 (167,2 Km/h)	Giugliano (Ita) Duc 1'46.382 (167,0 Km/h)	Davies (Gbr) Duc 1'45.598 (168,3 Km/h)
<b>06 Sepang</b>		Guintoli (Fra) Apr 2'03.002 (162,2 Km/h)	Sykes (Gbr) Kaw 2'03.240 (161,9 Km/h)	Sykes (Gbr) Kaw 2'02.246 (163,2 Km/h)
<b>07 Donington</b>	Sykes (Gbr) Kaw 1'27.378 (165,7 Km/h)	Giugliano (Ita) Duc 1'44.903 (138,1 Km/h)	Sykes (Gbr) Kaw 1'27.071 (166,3 Km/h)	Sykes (Gbr) Kaw 1'26.712 (167,0 Km/h)
<b>08 Misano Adriatico</b>		Sykes (Gbr) Kaw 1'34.883 (160,3 Km/h)	Sykes (Gbr) Kaw 1'34.214 (161,5 Km/h)	Sykes (Gbr) Kaw 1'34.037 (161,8 Km/h)
<b>09 Laguna Seca</b>	Guintoli (Fra) Apr 1'22.683 (157,2 Km/h)	Sykes (Gbr) Kaw 1'21.811 (158,9 Km/h)	Davies (Gbr) Duc 1'22.101 (158,3 Km/h)	Sykes (Gbr) Kaw 1'22.155 (158,2 Km/h)
<b>11 Magny-Cours</b>	Sykes (Gbr) Kaw 1'38.592 (161,1 Km/h)	Sykes (Gbr) Kaw 1'36.366 (164,8 Km/h)	Haslam (Gbr) Apr 1'56.404 (136,4 Km/h)	
<b>12 Jerez</b>	Lavery (Irl) Apr 1'40.620 (158,2 Km/h)	Baz (Fra) Kaw 1'40.298 (158,8 Km/h)	Sykes (Gbr) Kaw 1'40.292 (158,8 Km/h)	
<b>13 Losail</b>		Giugliano (Ita) Duc 1'57.033 (165,5 Km/h)	Sykes (Gbr) Kaw 1'56.821 (165,8 Km/h)	

### 2016

- 7 T. Sykes
- 1 M. van der Mark
- 1 C. Davies

### ALL TIMES

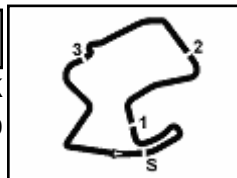
- |               |                |                  |
|---------------|----------------|------------------|
| 43 T. Corser  | 6 J. Kocinski  | 2 D. Tardozzi    |
| 37 T. Sykes   | 6 C. Crutchlow | 2 A. Yanagawa    |
| 26 T. Bayliss | 6 J. Rea       | 2 M. Lucchinelli |
| 21 C. Fogarty | 5 D. Giugliano | 2 B. Bostrom     |
| 17 D. Polen   | 5 M. Biaggi    | 2 B. Monti       |
| 16 N. Hodgson | 4 F. Merkel    | 2 M. Campbell    |
| 15 C. Edwards | 4 J. Toseland  | 2 Y. Nagai       |
| 11 B. Spies   | 4 S. Guintoli  | 2 M. Neukirchner |
| 10 P. Chili   | 3 S. Mertens   | 2 L. Baz         |
| 10 C. Checa   | 3 R. Phillis   | 2 E. Lavery      |
| 9 R. Roche    | 3 S. Martin    | 2 C. Davies      |
| 8 G. Falappa  | 3 C. Vermeulen | 1 M. Doohan      |
| 8 S. Russell  | 3 Y. Kagayama  | 1 D. Chandler    |
| 8 A. Slight   | 3 L. Haslam    | 1 P. Goddard     |
| 7 N. Haga     | 3 J. Smrz      | 1 M. Dowson      |
| 7 R. Laconi   | 2 A. Gobert    | 1 A. Vieira      |

These data/results cannot be reproduced, stored and/or transmitted in whole or in part by any manner of electronic, mechanical, photocopying, recording, broadcasting or otherwise now known or herein after developed without the previous express consent by the copyright owner, except for reproduction in daily press and regular printed publications on sale to the public within 60 days of the event related to those data/results and always provided that copyright symbol appears together as follows below.

© DORNA WSBK ORGANIZATION Srl 2016







Mazda Raceway 3.610 m

## US Round, 8-9-10 July 2016 World Superbike - Race Winners

	2013	2014	2015	2016
<b>01 Phillip Island GP Circuit</b>	R1: Guintoli (Fra) Apr R2: Laverty (Irl) Apr	R1: Laverty (Irl) Suz R2: Guintoli (Fra) Apr	R1: Rea (Gbr) Kaw R2: Haslam (Gbr) Apr	R1: Rea (Gbr) Kaw R2: Rea (Gbr) Kaw
<b>02 Chang International</b>			R1: Rea (Gbr) Kaw R2: Rea (Gbr) Kaw	R1: Rea (Gbr) Kaw R2: Sykes (Gbr) Kaw
<b>03 MotorLand Aragon</b>	R1: Davies (Gbr) Bmw R2: Davies (Gbr) Bmw	R1: Sykes (Gbr) Kaw R2: Sykes (Gbr) Kaw	R1: Rea (Gbr) Kaw R2: Davies (Gbr) Duc	R1: Davies (Gbr) Duc R2: Davies (Gbr) Duc
<b>04 TT Circuit Assen</b>	R1: Sykes (Gbr) Kaw R2: Laverty (Irl) Apr	R1: Guintoli (Fra) Apr R2: Rea (Gbr) Hon	R1: Rea (Gbr) Kaw R2: Rea (Gbr) Kaw	R1: Rea (Gbr) Kaw R2: Rea (Gbr) Kaw
<b>05 Imola Circuit</b>	R1: Sykes (Gbr) Kaw R2: Sykes (Gbr) Kaw	R1: Rea (Gbr) Hon R2: Rea (Gbr) Hon	R1: Rea (Gbr) Kaw R2: Rea (Gbr) Kaw	R1: Davies (Gbr) Duc R2: Davies (Gbr) Duc
<b>06 Sepang International</b>		R1: Melandri (Ita) Apr R2: Melandri (Ita) Apr	R1: Rea (Gbr) Kaw R2: Davies (Gbr) Duc	R1: Sykes (Gbr) Kaw R2: Hayden (Usa) Hon
<b>07 Donington Park</b>	R1: Sykes (Gbr) Kaw R2: Sykes (Gbr) Kaw	R1: Sykes (Gbr) Kaw R2: Sykes (Gbr) Kaw	R1: Sykes (Gbr) Kaw R2: Sykes (Gbr) Kaw	R1: Sykes (Gbr) Kaw R2: Sykes (Gbr) Kaw
<b>08 Misano World Circuit</b>		R1: Sykes (Gbr) Kaw R2: Sykes (Gbr) Kaw	R1: Sykes (Gbr) Kaw R2: Rea (Gbr) Kaw	R1: Rea (Gbr) Kaw R2: Rea (Gbr) Kaw
<b>09 Mazda Raceway Laguna</b>	R1: Sykes (Gbr) Kaw R2: Laverty (Irl) Apr	R1: Melandri (Ita) Apr R2: Sykes (Gbr) Kaw	R1: Davies (Gbr) Duc R2: Davies (Gbr) Duc	R1: Rea (Gbr) Kaw R2: Sykes (Gbr) Kaw
<b>11 Circuit de Nevers</b>	R1: Sykes (Gbr) Kaw R2: Sykes (Gbr) Kaw	R1: Guintoli (Fra) Apr R2: Melandri (Ita) Apr	R1: Rea (Gbr) Kaw R2: Rea (Gbr) Kaw	
<b>12 Circuito de Jerez</b>	R1: Laverty (Irl) Apr R2: Laverty (Irl) Apr	R1: Melandri (Ita) Apr R2: Melandri (Ita) Apr	R1: Sykes (Gbr) Kaw R2: Davies (Gbr) Duc	
<b>13 Losail International</b>		R1: Guintoli (Fra) Apr R2: Guintoli (Fra) Apr	R1: Torres (Esp) Apr R2: Haslam (Gbr) Apr	

### 2016

8 J. Rea  
5 T. Sykes  
4 C. Davies  
1 N. Hayden

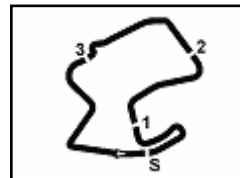
### ALL TIMES

59 C. Fogarty	14 S. Russell	4 Y. Kagayama	2 M. Neukirchner	1 G. McCoy
52 T. Bayliss	14 B. Spies	4 M. Fabrizio	2 L. Baz	1 F. Nieto
43 N. Haga	13 A. Slight	3 M. Doohan	1 A. Ryo	1 A. Barros
37 J. Rea	13 E. Laverty	3 A. Yanagawa	1 K. Kitagawa	1 J. Torres
33 T. Corser	13 C. Davies	3 M. Tamada	1 Y. Takeda	
31 C. Edwards	11 S. Mertens	3 L. Lanzi	1 T. Aoki	
31 T. Sykes	11 R. Xaus	3 R. Kiyonari	1 J. Whitham	
27 D. Polen	11 R. Laconi	3 C. Crutchlow	1 A. Vieira	
24 C. Checa	10 F. Pirovano	2 M. Lucchiari	1 A. Morillas	
23 R. Roche	10 C. Vermeulen	2 T. Rymen	1 G. Goodfellow	
21 M. Biaggi	9 S. Guintoli	2 D. Chandler	1 P. Picotte	
19 M. Melandri	8 F. Merkel	2 P. Goddard	1 T. Kipp	
17 P. Chili	8 A. Gobert	2 M. Lucchinelli	1 A. Meklau	
16 G. Falappa	7 B. Bostrom	2 M. Dowson	1 J. Reynolds	
16 N. Hodgson	5 D. Tardozzi	2 K. Magee	1 C. Walker	
16 J. Toseland	5 L. Haslam	2 H. Izutsu	1 N. Hayden	
14 J. Kocinski	4 R. Phillis	2 S. Byrne	1 A. Pitt	

These data/results cannot be reproduced, stored and/or transmitted in whole or in part by any manner of electronic, mechanical, photocopying, recording, broadcasting or otherwise now known or herein after developed without the previous express consent by the copyright owner, except for reproduction in daily press and regular printed publications on sale to the public within 60 days of the event related to those data/results and always provided that copyright symbol appears together as follows below.

© DORNA WSBK ORGANIZATION Srl 2016





Mazda Raceway 3.610 m

1 / 3

## US Round, 8-9-10 July 2016

### World Superbike - Lap Chart Race 2 - Restart

Pos	Lap																				
	1	2	3	4	5	6	7	8	9	10	11	12	13	14	15	16	17	18	19	20	21
1	34	34	34	66	66	66	66	66	66	66	66	66	66	66	66	66	66	66	66	66	66
2	66	66	66	1	34	34	34	34	34	34	34	34	34	34	34	34	34	34	7	34	34
3	69	1	1	34	69	7	7	7	7	7	7	7	7	7	7	7	7	7	34	7	7
4	1	69	69	69	7	69	69	12	12	12	12	12	12	12	12	12	12	12	12	12	12
5	32	32	7	7	12	12	12	69	69	69	69	69	69	69	69	69	69	69	69	69	69
6	7	7	12	12	22	22	22	22	22	22	81	81	81	81	81	81	81	81	81	81	81
7	12	12	22	22	81	81	81	81	81	81	22	22	60	60	60	60	60	60	60	60	60
8	22	22	81	81	59	59	59	59	59	59	60	60	60	22	22	22	22	22	22	22	59
9	81	81	59	59	60	60	60	60	60	59	59	59	59	59	59	59	59	59	59	59	13
10	60	60	60	60	1	13	13	13	13	13	13	13	13	13	13	13	13	13	13	13	40
11	59	59	13	13	13	35	35	35	35	35	40	40	40	40	40	40	40	40	40	40	35
12	13	13	35	35	35	40	40	40	40	40	35	35	35	35	35	35	35	35	35	35	17
13	35	35	40	40	40	9	9	9	9	9	17	17	17	17	17	17	17	17	17	17	9
14	40	40	9	9	9	17	17	17	17	17	9	9	9	9	9	9	9	9	9	9	22
15	9	9	11	17	17	11	11	11	11	11	11	11	11	11	11	11	11	11	11	11	11
16	11	11	17	11	11	56	56	56	56	56	56	56	56	56	56	56	56	56	56	56	56
17	17	17	56	56	56	4	4	4	4	4	4	4	4	4	4	4	4	4	4	4	4
18	4	4	4	4	4																
19	56	56																			

Final Result		
1	<b>66 T. SYKES</b>	Laps 21
2	<b>34 D. GIUGLIANO</b>	0.209
3	<b>7 C. DAVIES</b>	0.786
4	<b>12 X. FORÉS</b>	11.379
5	<b>69 N. HAYDEN</b>	12.219
6	<b>81 J. TORRES</b>	12.465
7	<b>60 M. VAN DER MARK</b>	13.705
8	<b>59 N. CANEPA</b>	20.449
9	<b>13 A. WEST</b>	29.153
10	<b>40 R. RAMOS</b>	33.013
11	<b>35 R. DE ROSA</b>	39.910
12	<b>17 K. ABRAHAM</b>	40.059
13	<b>9 D. SCHMITTER</b>	49.211
14	<b>22 A. LOWES</b>	51.347
15	<b>11 S. AL SULAITI</b>	54.783
16	<b>56 P. SEBESTYÉN</b>	1'03.249
17	<b>4 G. VIZZIELLO</b>	1'25.191
RET	<b>1 J. REA</b>	16 Laps
RET	<b>32 L. SAVADORI</b>	19 Laps

These data/results cannot be reproduced, stored and/or transmitted in whole or in part by any manner of electronic, mechanical, photocopying, recording, broadcasting or otherwise now known or herein after developed without the previous express consent by the copyright owner, except for reproduction in daily press and regular printed publications on sale to the public within 60 days of the event related to those data/results and always provided that copyright symbol appears together as follows below.

© DORNA WSBK ORGANIZATION Srl 2016

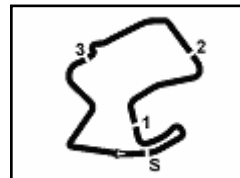
FKR PEROGIA TIMING



Official Tyre Supplier



Official Timekeeper



## US Round, 8-9-10 July 2016

### World Superbike - Lap Chart Race 2 - Restart

Mazda Raceway 3.610 m

2 / 3

#### Lap 1

1	34 D.Giugliano (ITA)	
2	66 T.Sykes (GBR)	0.385
3	69 N.Hayden (USA)	1.170
4	1 J.Rea (GBR)	1.317
5	32 L.Savadori (ITA)	1.796
6	7 C.Davies (GBR)	1.976
7	12 X.Forés (ESP)	2.527
8	22 A.Lowes (GBR)	2.587
9	81 J.Torres (ESP)	2.835
10	60 M.van der Mark (NED)	2.866
11	59 N.Canepa (ITA)	3.120
12	13 A.West (AUS)	3.548
13	35 R.De Rosa (ITA)	3.905
14	40 R.Ramos (ESP)	4.285
15	9 D.Schmitter (SUI)	4.780
16	11 S.Al Sulaiti (QAT)	5.081
17	17 K.Abraham (CZE)	5.425
18	4 G.Vizziello (ITA)	5.748
19	56 P.Sebestyén (HUN)	6.150

#### Lap 2

1	34 D.Giugliano (ITA)	
2	66 T.Sykes (GBR)	0.204
3	1 J.Rea (GBR)	1.284
4	69 N.Hayden (USA)	1.633
5	32 L.Savadori (ITA)	2.222
6	7 C.Davies (GBR)	2.469
7	12 X.Forés (ESP)	2.898
8	22 A.Lowes (GBR)	3.349
9	81 J.Torres (ESP)	3.688
10	60 M.van der Mark (NED)	4.012
11	59 N.Canepa (ITA)	4.230
12	13 A.West (AUS)	4.670
13	35 R.De Rosa (ITA)	4.915
14	40 R.Ramos (ESP)	5.562
15	9 D.Schmitter (SUI)	6.965
16	11 S.Al Sulaiti (QAT)	7.416
17	17 K.Abraham (CZE)	7.680
18	4 G.Vizziello (ITA)	9.022
19	56 P.Sebestyén (HUN)	9.539

#### Lap 3

1	34 D.Giugliano (ITA)	
2	66 T.Sykes (GBR)	0.202
3	1 J.Rea (GBR)	0.899
4	69 N.Hayden (USA)	1.746
5	7 C.Davies (GBR)	2.483
6	12 X.Forés (ESP)	3.048
7	22 A.Lowes (GBR)	3.443
8	81 J.Torres (ESP)	3.770
9	59 N.Canepa (ITA)	4.570
10	60 M.van der Mark (NED)	4.744
11	13 A.West (AUS)	5.814
12	35 R.De Rosa (ITA)	6.090
13	40 R.Ramos (ESP)	6.586
14	9 D.Schmitter (SUI)	9.078
15	11 S.Al Sulaiti (QAT)	9.521
16	17 K.Abraham (CZE)	9.826
17	56 P.Sebestyén (HUN)	12.553
18	4 G.Vizziello (ITA)	13.040

#### Lap 4

1	66 T.Sykes (GBR)	
2	1 J.Rea (GBR)	0.243
3	34 D.Giugliano (ITA)	0.517
4	69 N.Hayden (USA)	1.088
5	7 C.Davies (GBR)	1.482
6	12 X.Forés (ESP)	1.979
7	22 A.Lowes (GBR)	2.523
8	81 J.Torres (ESP)	2.736
9	59 N.Canepa (ITA)	3.406
10	60 M.van der Mark (NED)	3.883
11	13 A.West (AUS)	5.608
12	35 R.De Rosa (ITA)	5.894

13	40 R.Ramos (ESP)	6.428
14	9 D.Schmitter (SUI)	9.815
15	17 K.Abraham (CZE)	10.376
16	11 S.Al Sulaiti (QAT)	10.730
17	56 P.Sebestyén (HUN)	13.509
18	4 G.Vizziello (ITA)	15.396

#### Lap 5

1	66 T.Sykes (GBR)	
2	34 D.Giugliano (ITA)	0.529
3	69 N.Hayden (USA)	1.505
4	7 C.Davies (GBR)	1.667
5	12 X.Forés (ESP)	2.065
6	22 A.Lowes (GBR)	2.573
7	81 J.Torres (ESP)	2.835
8	59 N.Canepa (ITA)	3.414
9	60 M.van der Mark (NED)	4.162
10	1 J.Rea (GBR)	4.412
11	13 A.West (AUS)	6.709
12	35 R.De Rosa (ITA)	6.993
13	40 R.Ramos (ESP)	7.463
14	9 D.Schmitter (SUI)	11.726
15	17 K.Abraham (CZE)	11.946
16	11 S.Al Sulaiti (QAT)	12.969
17	56 P.Sebestyén (HUN)	15.624
18	4 G.Vizziello (ITA)	18.516

#### Lap 6

1	66 T.Sykes (GBR)	
2	34 D.Giugliano (ITA)	0.597
3	7 C.Davies (GBR)	1.988
4	69 N.Hayden (USA)	2.737
5	12 X.Forés (ESP)	2.994
6	22 A.Lowes (GBR)	3.407
7	81 J.Torres (ESP)	3.644
8	59 N.Canepa (ITA)	4.142
9	60 M.van der Mark (NED)	4.834
10	13 A.West (AUS)	8.231
11	35 R.De Rosa (ITA)	8.762
12	40 R.Ramos (ESP)	9.291
13	9 D.Schmitter (SUI)	14.254
14	17 K.Abraham (CZE)	14.595
15	11 S.Al Sulaiti (QAT)	15.788
16	56 P.Sebestyén (HUN)	18.272
17	4 G.Vizziello (ITA)	22.431

#### Lap 7

1	66 T.Sykes (GBR)	
2	34 D.Giugliano (ITA)	0.625
3	7 C.Davies (GBR)	1.964
4	69 N.Hayden (USA)	3.571
5	12 X.Forés (ESP)	3.824
6	22 A.Lowes (GBR)	4.143
7	81 J.Torres (ESP)	4.368
8	59 N.Canepa (ITA)	4.700
9	60 M.van der Mark (NED)	5.190
10	13 A.West (AUS)	9.674
11	35 R.De Rosa (ITA)	10.098
12	40 R.Ramos (ESP)	10.617
13	9 D.Schmitter (SUI)	16.531
14	17 K.Abraham (CZE)	16.716
15	11 S.Al Sulaiti (QAT)	18.841
16	56 P.Sebestyén (HUN)	20.866
17	4 G.Vizziello (ITA)	26.472

#### Lap 8

1	66 T.Sykes (GBR)	
2	34 D.Giugliano (ITA)	0.659
3	7 C.Davies (GBR)	1.775
4	12 X.Forés (ESP)	4.817
5	69 N.Hayden (USA)	4.837
6	22 A.Lowes (GBR)	5.287
7	81 J.Torres (ESP)	5.744
8	59 N.Canepa (ITA)	5.795
9	60 M.van der Mark (NED)	5.836

10	13 A.West (AUS)	10.826
11	35 R.De Rosa (ITA)	11.243
12	40 R.Ramos (ESP)	12.090
13	9 D.Schmitter (SUI)	18.467
14	17 K.Abraham (CZE)	18.595
15	11 S.Al Sulaiti (QAT)	21.899
16	56 P.Sebestyén (HUN)	23.202
17	4 G.Vizziello (ITA)	30.499

#### Lap 9

1	66 T.Sykes (GBR)	
2	34 D.Giugliano (ITA)	0.616
3	7 C.Davies (GBR)	1.600
4	12 X.Forés (ESP)	5.689
5	69 N.Hayden (USA)	6.080
6	22 A.Lowes (GBR)	6.414
7	81 J.Torres (ESP)	6.566
8	59 N.Canepa (ITA)	6.806
9	60 M.van der Mark (NED)	6.936
10	13 A.West (AUS)	11.905
11	35 R.De Rosa (ITA)	12.894
12	40 R.Ramos (ESP)	13.525
13	9 D.Schmitter (SUI)	20.937
14	17 K.Abraham (CZE)	21.747
15	11 S.Al Sulaiti (QAT)	24.380
16	56 P.Sebestyén (HUN)	25.876
17	4 G.Vizziello (ITA)	34.492

#### Lap 10

1	66 T.Sykes (GBR)	
2	34 D.Giugliano (ITA)	0.607
3	7 C.Davies (GBR)	1.863
4	12 X.Forés (ESP)	6.523
5	69 N.Hayden (USA)	7.084
6	22 A.Lowes (GBR)	7.343
7	81 J.Torres (ESP)	7.537
8	60 M.van der Mark (NED)	8.000
9	59 N.Canepa (ITA)	8.305
10	13 A.West (AUS)	13.354
11	35 R.De Rosa (ITA)	15.222
12	40 R.Ramos (ESP)	15.321
13	9 D.Schmitter (SUI)	23.774
14	17 K.Abraham (CZE)	23.797
15	11 S.Al Sulaiti (QAT)	27.146
16	56 P.Sebestyén (HUN)	28.644
17	4 G.Vizziello (ITA)	38.437

#### Lap 11

1	66 T.Sykes (GBR)	
2	34 D.Giugliano (ITA)	0.519
3	7 C.Davies (GBR)	1.946
4	12 X.Forés (ESP)	7.002
5	69 N.Hayden (USA)	7.574
6	81 J.Torres (ESP)	7.964
7	22 A.Lowes (GBR)	8.533
8	60 M.van der Mark (NED)	8.651
9	59 N.Canepa (ITA)	9.242
10	13 A.West (AUS)	14.724
11	40 R.Ramos (ESP)	17.113
12	35 R.De Rosa (ITA)	17.885
13	17 K.Abraham (CZE)	25.692
14	9 D.Schmitter (SUI)	26.620
15	11 S.Al Sulaiti (QAT)	29.598
16	56 P.Sebestyén (HUN)	31.599
17	4 G.Vizziello (ITA)	42.594

#### Lap 12

1	66 T.Sykes (GBR)	
2	34 D.Giugliano (ITA)	0.355
3	7 C.Davies (GBR)	2.036
4	12 X.Forés (ESP)	7.665
5	69 N.Hayden (USA)	8.253
6	81 J.Torres (ESP)	8.900
7	22 A.Lowes (GBR)	9.090
8	60 M.van der Mark (NED)	9.455

#### Lap 13

1	66 T.Sykes (GBR)	
2	34 D.Giugliano (ITA)	0.375
3	7 C.Davies (GBR)	1.785
4	12 X.Forés (ESP)	8.091
5	69 N.Hayden (USA)	8.653
6	81 J.Torres (ESP)	9.525
7	60 M.van der Mark (NED)	10.182
8	22 A.Lowes (GBR)	10.681
9	59 N.Canepa (ITA)	10.889
10	13 A.West (AUS)	17.507
11	40 R.Ramos (ESP)	20.484
12	35 R.De Rosa (ITA)	22.482
13	17 K.Abraham (CZE)	29.122
14	9 D.Schmitter (SUI)	31.699
15	11 S.Al Sulaiti (QAT)	34.766
16	56 P.Sebestyén (HUN)	38.023
17	4 G.Vizziello (ITA)	50.913

#### Lap 14

1	66 T.Sykes (GBR)	
2	34 D.Giugliano (ITA)	0.379
3	7 C.Davies (GBR)	1.415
4	12 X.Forés (ESP)	8.507
5	69 N.Hayden (USA)	9.218
6	81 J.Torres (ESP)	9.566
7	60 M.van der Mark (NED)	10.366
8	22 A.Lowes (GBR)	10.906
9	59 N.Canepa (ITA)	11.216
10	13 A.West (AUS)	18.416
11	40 R.Ramos (ESP)	21.640
12	35 R.De Rosa (ITA)	24.442
13	17 K.Abraham (CZE)	30.239
14	9 D.Schmitter (SUI)	33.370
15	11 S.Al Sulaiti (QAT)	37.110
16	56 P.Sebestyén (HUN)	40.742
17	4 G.Vizziello (ITA)	54.791

#### Lap 15

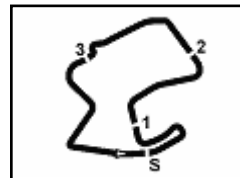
1	66 T.Sykes (GBR)	
2	34 D.Giugliano (ITA)	0.173
3	7 C.Davies (GBR)	1.106
4	12 X.Forés (ESP)	8.844
5	69 N.Hayden (USA)	9.490
6	81 J.Torres (ESP)	9.708
7	60 M.van der Mark (NED)	10.510
8	22 A.Lowes (GBR)	11.061
9	59 N.Canepa (ITA)	11.312
10	13 A.West (AUS)	19.572
11	40 R.Ramos (ESP)	22.735
12	35 R.De Rosa (ITA)	26.650
13	17 K.Abraham (CZE)	31.519
14	9 D.Schmitter (SUI)	35.463
15	11 S.Al Sulaiti (QAT)	39.254
16	56 P.Sebestyén (HUN)	43.048
17	4 G.Vizziello (ITA)	58.504

#### Lap 16

1	66 T.Sykes (GBR)	
2	34 D.Giugliano (ITA)	0.196
3	7 C.Davies (GBR)	0.708
4	12 X.Forés (ESP)	9.333
5	69 N.Hayden (USA)	10.119
6	81 J.Torres (ESP)	10.248
7	60 M.van der Mark (NED)	11.081

These data/results cannot be reproduced, stored and/or transmitted in whole or in part by any manner of electronic, mechanical, photocopying, recording, broadcasting or otherwise now known or herein after developed without the previous express consent by the copyright owner, except for reproduction in daily press and regular printed publications on sale to the public within 60 days of the event related to those data/results and always provided that copyright symbol appears together as follows below.

© DORNA WSBK ORGANIZATION Srl 2016



Mazda Raceway 3.610 m

3 / 3

## US Round, 8-9-10 July 2016

### World Superbike - Lap Chart Race 2 - Restart

8	<b>22 A.Lowes</b> (GBR)	11.705	7	<b>60 M.van der Mark</b> (NED)	12.838
9	<b>59 N.Canepa</b> (ITA)	11.893	8	<b>22 A.Lowes</b> (GBR)	13.167
10	<b>13 A.West</b> (AUS)	21.122	9	<b>59 N.Canepa</b> (ITA)	13.270
11	<b>40 R.Ramos</b> (ESP)	24.410	10	<b>13 A.West</b> (AUS)	26.936
12	<b>35 R.De Rosa</b> (ITA)	28.925	11	<b>40 R.Ramos</b> (ESP)	30.125
13	<b>17 K.Abraham</b> (CZE)	32.789	12	<b>35 R.De Rosa</b> (ITA)	36.902
14	<b>9 D.Schmitter</b> (SUI)	37.666	13	<b>17 K.Abraham</b> (CZE)	37.331
15	<b>11 S.Al Sulaiti</b> (QAT)	41.723	14	<b>9 D.Schmitter</b> (SUI)	46.311
16	<b>56 P.Sebestyén</b> (HUN)	45.870	15	<b>11 S.Al Sulaiti</b> (QAT)	51.534
17	<b>4 G.Vizzello</b> (ITA)	1'02.780	16	<b>56 P.Sebestyén</b> (HUN)	59.195
			17	<b>4 G.Vizzello</b> (ITA)	1'19.237

#### Lap 17

1	<b>66 T.Sykes</b> (GBR)	
2	<b>34 D.Giugliano</b> (ITA)	0.326
3	<b>7 C.Davies</b> (GBR)	0.505
4	<b>12 X.Forés</b> (ESP)	9.782
5	<b>69 N.Hayden</b> (USA)	10.498
6	<b>81 J.Torres</b> (ESP)	10.717
7	<b>60 M.van der Mark</b> (NED)	11.428
8	<b>22 A.Lowes</b> (GBR)	12.088
9	<b>59 N.Canepa</b> (ITA)	12.368
10	<b>13 A.West</b> (AUS)	22.582
11	<b>40 R.Ramos</b> (ESP)	25.794
12	<b>35 R.De Rosa</b> (ITA)	30.796
13	<b>17 K.Abraham</b> (CZE)	33.953
14	<b>9 D.Schmitter</b> (SUI)	39.848
15	<b>11 S.Al Sulaiti</b> (QAT)	44.168
16	<b>56 P.Sebestyén</b> (HUN)	49.686
17	<b>4 G.Vizzello</b> (ITA)	1'07.153

#### Lap 21

1	<b>66 T.Sykes</b> (GBR)	
2	<b>34 D.Giugliano</b> (ITA)	0.209
3	<b>7 C.Davies</b> (GBR)	0.786
4	<b>12 X.Forés</b> (ESP)	11.379
5	<b>69 N.Hayden</b> (USA)	12.219
6	<b>81 J.Torres</b> (ESP)	12.465
7	<b>60 M.van der Mark</b> (NED)	13.705
8	<b>59 N.Canepa</b> (ITA)	20.449
9	<b>13 A.West</b> (AUS)	29.153
10	<b>40 R.Ramos</b> (ESP)	33.013
11	<b>35 R.De Rosa</b> (ITA)	39.910
12	<b>17 K.Abraham</b> (CZE)	40.059
13	<b>9 D.Schmitter</b> (SUI)	49.211
14	<b>22 A.Lowes</b> (GBR)	51.347
15	<b>11 S.Al Sulaiti</b> (QAT)	54.783
16	<b>56 P.Sebestyén</b> (HUN)	1'03.249
17	<b>4 G.Vizzello</b> (ITA)	1'25.191

#### Lap 18

1	<b>66 T.Sykes</b> (GBR)	
2	<b>34 D.Giugliano</b> (ITA)	0.237
3	<b>7 C.Davies</b> (GBR)	0.483
4	<b>12 X.Forés</b> (ESP)	9.638
5	<b>69 N.Hayden</b> (USA)	10.390
6	<b>81 J.Torres</b> (ESP)	10.815
7	<b>60 M.van der Mark</b> (NED)	11.431
8	<b>22 A.Lowes</b> (GBR)	11.956
9	<b>59 N.Canepa</b> (ITA)	12.372
10	<b>13 A.West</b> (AUS)	23.681
11	<b>40 R.Ramos</b> (ESP)	26.855
12	<b>35 R.De Rosa</b> (ITA)	32.901
13	<b>17 K.Abraham</b> (CZE)	34.614
14	<b>9 D.Schmitter</b> (SUI)	41.499
15	<b>11 S.Al Sulaiti</b> (QAT)	46.113
16	<b>56 P.Sebestyén</b> (HUN)	52.387
17	<b>4 G.Vizzello</b> (ITA)	1'10.986

#### Lap 19

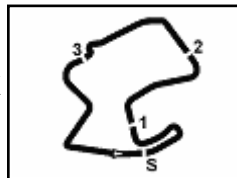
1	<b>66 T.Sykes</b> (GBR)	
2	<b>7 C.Davies</b> (GBR)	0.340
3	<b>34 D.Giugliano</b> (ITA)	0.351
4	<b>12 X.Forés</b> (ESP)	10.061
5	<b>69 N.Hayden</b> (USA)	10.660
6	<b>81 J.Torres</b> (ESP)	10.965
7	<b>60 M.van der Mark</b> (NED)	12.072
8	<b>22 A.Lowes</b> (GBR)	12.354
9	<b>59 N.Canepa</b> (ITA)	12.531
10	<b>13 A.West</b> (AUS)	25.121
11	<b>40 R.Ramos</b> (ESP)	28.369
12	<b>35 R.De Rosa</b> (ITA)	34.956
13	<b>17 K.Abraham</b> (CZE)	35.937
14	<b>9 D.Schmitter</b> (SUI)	43.784
15	<b>11 S.Al Sulaiti</b> (QAT)	48.785
16	<b>56 P.Sebestyén</b> (HUN)	55.582
17	<b>4 G.Vizzello</b> (ITA)	1'14.828

#### Lap 20

1	<b>66 T.Sykes</b> (GBR)	
2	<b>34 D.Giugliano</b> (ITA)	0.373
3	<b>7 C.Davies</b> (GBR)	0.622
4	<b>12 X.Forés</b> (ESP)	10.945
5	<b>69 N.Hayden</b> (USA)	11.266
6	<b>81 J.Torres</b> (ESP)	11.561

These data/results cannot be reproduced, stored and/or transmitted in whole or in part by any manner of electronic, mechanical, photocopying, recording, broadcasting or otherwise now known or herein after developed without the previous express consent by the copyright owner, except for reproduction in daily press and regular printed publications on sale to the public within 60 days of the event related to those data/results and always provided that copyright symbol appears together as follows below.

© DORNA WSBK ORGANIZATION Srl 2016



Mazda Raceway 3.610 m

1 / 2

## US Round, 8-9-10 July 2016 World Superbike - Results Race 2 - Restart

Laps 21 = 75,810 Km - Time Of Race 29'35.285 - Avg. 153,731 km/h

Pos	Race	Grid	No. Rider	Nat	Team	Bike	LL	Gap	Fastest Lap	Speed	Qualifying		Ranking			
											Time	Speed	R1	R2	Tot	Pos
1	1	66	T. SYKES	GBR	Kawasaki Racing Team	Kawasaki ZX-10R	21		1'23.552	256,4	1'22.155	257,6	20	25	322	2
2	3	34	D. GIUGLIANO	ITA	Aruba.it Racing - Ducati	Ducati Panigale R	21	0.209	1'23.733	255,8	1'22.479	257,6		20	185	4
3	4	7	C. DAVIES	GBR	Aruba.it Racing - Ducati	Ducati Panigale R	21	0.786	1'23.837	257,0	1'22.696	255,8		16	260	3
4	5	12	X. FORÉS	ESP	Barni Racing Team	Ducati Panigale R	21	11.379	1'24.104	249,8	1'22.979	246,9	9	13	97	10
5	6	69	N. HAYDEN	USA	Honda World Superbike Team	Honda CBR1000RR SP	21	12.219	1'24.196	255,8	1'22.988	255,2	16	11	173	6
6	7	81	J. TORRES	ESP	Althea BMW Racing Team	BMW S1000 RR	21	12.465	1'24.171	254,6	1'23.085	251,0	8	10	155	7
7	11	60	M. VAN DER MARK	NED	Honda World Superbike Team	Honda CBR1000RR SP	21	13.705	1'24.376	255,8	1'23.455	251,0	13	9	185	5
8	9	59	N. CANEPA	ITA	Pata Yamaha Official WorldSBK Team	Yamaha YZF R1	21	20.449	1'24.247	256,4	1'23.098	251,0	6	8	30	19
9	14	13	A. WEST	AUS	Pedercini Racing	Kawasaki ZX-10R	21	29.153	1'24.855	251,0	1'24.128	247,5	4	7	50	17
10	16	40	R. RAMOS	ESP	Team GoEleven	Kawasaki ZX-10R	21	33.013	1'25.010	249,8	1'24.788	245,8	1	6	60	13
11	18	35	R. DE ROSA	ITA	Althea BMW Racing Team	BMW S1000 RR	21	39.910	1'24.743	251,0	1'24.867	239,7		5	5	23
12	17	17	K. ABRAHAM	CZE	Milwaukee BMW	BMW S1000 RR	21	40.059	1'25.607	251,6	1'24.811	249,8	2	4	32	18
13	19	9	D. SCHMITTER	SUI	Grillini Racing Team	Kawasaki ZX-10R	21	49.211	1'25.918	247,5	1'25.354	250,4		3	5	24
14	10	22	A. LOWES	GBR	Pata Yamaha Official WorldSBK Team	Yamaha YZF R1	21	51.347	1'24.183	254,6	1'23.116	253,4	11	2	94	11
15	20	11	S. AL SULAITI	QAT	Pedercini Racing	Kawasaki ZX-10R	21	54.783	1'26.068	242,4	1'25.589	240,8		1	1	29
16	22	56	P. SEBESTYÉN	HUN	Team Tóth	Yamaha YZF R1	21	1'03.249	1'26.367	244,1	1'26.859	238,1				
17	23	4	G. VIZZIELLO	ITA	Grillini Racing Team	Kawasaki ZX-10R	21	1'25.191	1'27.007	240,8	1'27.240	235,0				

-----Not Classified-----

RET	2	1	J. REA	GBR	Kawasaki Racing Team	Kawasaki ZX-10R	5	16 Laps	1'23.700	258,9	1'22.210	259,5	25		368	1
RET	8	32	L. SAVADORI	ITA	IodaRacing Team	Aprilia RSV4 RF	2	19 Laps	1'24.159	253,4	1'23.096	246,9	10		110	9

AIR	Humidity:	59%	Temp:	20°C
TRACK	Condition:	Dry	Temp:	45°C

Fastest Lap	2 <sup>o</sup> Tom Sykes	1'23.552	155,544	Km/h
Lap Record:	2014 D.Giugliano	1'23.403	155,820	Km/h
Best Lap	2014 T.Sykes	1'21.811	158,850	Km/h

LAP LEADERS

No. Rider	From	To	Laps	Total
34 D. GIUGLIANO	1	3	3	3
66 T. SYKES	4	21	18	18

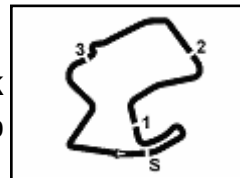
TOTAL LEADER LAPS

No. Rider	Laps
66 T. SYKES	143
7 C. DAVIES	89
1 J. REA	88
69 N. HAYDEN	16
34 D. GIUGLIANO	14
60 M. VAN DER MARK	8
25 J. BROOKES	5

Start 10/07/2016 14:57 End 15:28 The results are provisional until the end of the time limit for protests and appeals and the completion of the technical checks.

These data/results cannot be reproduced, stored and/or transmitted in whole or in part by any manner of electronic, mechanical, photocopying, recording, broadcasting or otherwise now known or herein after developed without the previous express consent by the copyright owner, except for reproduction in daily press and regular printed publications on sale to the public within 60 days of the event related to those data/results and always provided that copyright symbol appears together as follows below.

© DORNA WSBK ORGANIZATION Srl 2016

**US Round, 8-9-10 July 2016**  
**World Superbike - Results Race 2 - Restart**

## RACE HIGHLIGHTS

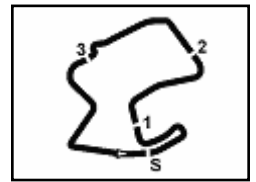
14.54.45		Warm-up Lap Start
14.57.25		Start
14.58.43		No Jump Start
15.00.34	32 Savadori	Crashed - Turn 4
15.00.47	32 Savadori	Out
15.03.35	1 Rea	On the Gravel - Re-Joined - Turn 6
15.04.56	1 Rea	Technical Problem - Turn 5
15.06.05	1 Rea	Out
15.26.48	22 Lowes	Crashed - Turn 11
15.26.54	59 Canepa	On the Gravel - Re-Joined - Turn 11
15.27.14	22 Lowes	Re-joined
15.28.37		End Of Session

10/07/2016      Start      End      The results are provisional until the end of the time limit for protests and appeals  
                         14:57      15:28      and the completion of the technical checks.

These data/results cannot be reproduced, stored and/or transmitted in whole or in part by any manner of electronic, mechanical, photocopying, recording, broadcasting or otherwise now known or herein after developed without the previous express consent by the copyright owner, except for reproduction in daily press and regular printed publications on sale to the public within 60 days of the event related to those data/results and always provided that copyright symbol appears together as follows below.

© DORNA WSBK ORGANIZATION Srl 2016





Mazda Raceway 3.610 m

**US Round, 8-9-10 July 2016**
**World Superbike - Chronological Analysis Race 2 - Restart**

Start at 14:56'54.224

66 T. SYKES (1'23.552)								
Lap	Seg. 1	Seg. 2	Seg. 3	Seg. 4	Seg. 5	Lap Time	km/h	Local Time
1			17.374	19.288	<b>24.786</b>	1'29.187		14:58'23.411
2	2.196	<b>19.833</b>	<b>17.324</b>	19.222	24.977	<b>1'23.552</b>	255.2	14:59'46.963
3	2.211	20.084	17.365	19.332	25.095	1'24.087	249.2	15:01'11.050
4	2.200	20.082	17.667	20.019	25.241	1'25.209	252.2	15:02'36.259
5	2.200	20.321	17.619	19.335	24.922	1'24.397	250.4	15:04'00.656
6	2.195	20.011	17.417	19.225	24.891	1'23.739	251.6	15:05'24.395
7	2.192	20.039	17.538	19.269	24.982	1'24.020	254.0	15:06'48.415
8	2.196	20.002	17.469	19.334	25.104	1'24.105	252.2	15:08'12.520
9	2.203	20.105	17.507	19.262	24.935	1'24.012	251.6	15:09'36.532
10	2.204	20.047	17.464	19.203	25.013	1'23.931	251.0	15:11'00.463
11	2.193	20.076	17.604	19.258	24.968	1'24.099	255.8	15:12'24.562
12	<b>2.188</b>	20.033	17.523	<b>19.182</b>	25.081	1'24.007	<b>256.4</b>	15:13'48.569
13	2.204	20.151	17.535	19.300	25.157	1'24.347	252.2	15:15'12.916
14	2.195	20.181	17.540	19.625	25.079	1'24.620	254.0	15:16'37.536
15	2.217	20.180	17.553	19.511	25.191	1'24.652	252.2	15:18'02.186
16	2.198	20.142	17.538	19.374	25.172	1'24.424	254.0	15:19'26.612
17	2.205	20.237	17.610	19.268	25.123	1'24.443	252.8	15:20'51.055
18	2.202	20.248	17.547	19.692	25.291	1'24.980	251.6	15:22'16.035
19	2.203	20.208	17.553	19.347	25.278	1'24.589	253.4	15:23'40.624
20	2.206	20.168	17.599	19.370	25.164	1'24.507	252.2	15:25'05.131
21	2.209	20.217	17.512	19.347	25.093	1'24.378	253.4	15:26'29.509

34 D. GIUGLIANO (1'23.733)								
Lap	Seg. 1	Seg. 2	Seg. 3	Seg. 4	Seg. 5	Lap Time	km/h	Local Time
1			17.402	19.255	<b>24.910</b>	1'28.802		14:58'23.026
2	2.240	<b>19.803</b>	<b>17.328</b>	19.301	25.061	<b>1'23.733</b>	250.4	14:59'46.759
3	2.229	19.915	17.393	19.353	25.199	1'24.089	252.2	15:01'10.848
4	2.216	19.908	17.811	20.512	25.481	1'25.928	254.0	15:02'36.776
5	2.198	19.969	17.599	19.501	25.142	1'24.409	<b>255.8</b>	15:04'01.185
6	2.209	19.978	17.379	19.234	25.007	1'23.807	254.0	15:05'24.992
7	2.214	19.937	17.480	19.339	25.078	1'24.048	254.0	15:06'49.040
8	2.204	20.034	17.410	19.376	25.115	1'24.139	255.2	15:08'13.179
9	2.202	19.836	17.489	19.320	25.122	1'23.969	<b>255.8</b>	15:09'37.148
10	2.202	19.975	17.416	<b>19.156</b>	25.173	1'23.922	255.2	15:11'01.070
11	2.204	19.864	17.461	19.387	25.095	1'24.011	<b>255.8</b>	15:12'25.081
12	<b>2.196</b>	19.908	17.481	19.211	25.047	1'23.843	<b>255.8</b>	15:13'48.924
13	2.207	20.110	17.580	19.309	25.161	1'24.367	255.2	15:15'13.291
14	2.206	20.002	17.559	19.553	25.304	1'24.624	254.6	15:16'37.915
15	2.223	19.994	17.523	19.532	25.174	1'24.446	254.0	15:18'02.361
16	2.204	20.142	17.502	19.403	25.196	1'24.447	253.4	15:19'26.808
17	2.220	20.199	17.575	19.394	25.185	1'24.573	254.6	15:20'51.381
18	2.200	20.488	17.552	19.438	25.213	1'24.891	254.0	15:22'16.272
19	2.208	20.120	17.467	19.487	25.421	1'24.703	254.6	15:23'40.975
20	2.212	20.093	17.790	19.298	25.136	1'24.529	252.8	15:25'05.504
21	2.205	19.981	17.442	19.426	25.160	1'24.214	254.6	15:26'29.718

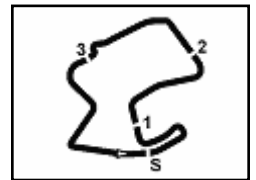
7 C. DAVIES (1'23.837)								
Lap	Seg. 1	Seg. 2	Seg. 3	Seg. 4	Seg. 5	Lap Time	km/h	Local Time
1			17.742	19.464	25.160	1'30.778		14:58'25.002
2	2.189	20.057	<b>17.336</b>	19.497	25.147	1'24.226	255.2	14:59'49.228
3	2.184	19.939	17.513	19.464	25.003	1'24.103	<b>257.0</b>	15:01'13.331
4	2.195	19.917	17.668	19.496	25.134	1'24.410	<b>257.0</b>	15:02'37.741
5	2.206	19.992	17.542	19.503	25.339	1'24.582	255.2	15:04'02.323
6	2.196	20.045	17.428	19.302	25.089	1'24.060	255.8	15:05'26.383
7	2.217	19.891	17.408	<b>19.250</b>	25.230	1'23.996	252.8	15:06'50.379
8	2.219	<b>19.837</b>	17.529	19.269	25.062	1'23.916	254.0	15:08'14.295
9	2.208	19.872	17.410	19.270	25.077	<b>1'23.837</b>	254.6	15:09'38.132
10	2.214	19.907	17.614	19.300	25.159	1'24.194	254.0	15:11'02.326
11	2.208	19.932	17.471	19.405	25.166	1'24.182	254.0	15:12'26.508
12	2.215	19.978	17.495	19.300	25.109	1'24.097	253.4	15:13'50.605
13	2.212	20.004	17.452	19.317	25.111	1'24.096	253.4	15:15'14.701
14	2.207	19.973	17.507	19.367	25.196	1'24.250	252.8	15:16'38.951
15	2.219	20.050	17.547	19.350	25.177	1'24.343	253.4	15:18'03.294
16	2.210	20.023	17.517	19.297	<b>24.979</b>	1'24.026	254.6	15:19'27.320
17	2.195	20.003	17.507	19.361	25.174	1'24.240	255.2	15:20'51.560
18	<b>2.183</b>	20.086	17.509	19.758	25.422	1'24.958	<b>257.0</b>	15:22'16.518
19	2.192	20.005	17.492	19.481	25.276	1'24.446	255.8	15:23'40.964
20	2.222	20.209	17.684	19.482	25.192	1'24.789	252.2	15:25'05.753
21	2.201	20.042	17.576	19.381	25.342	1'24.542	255.8	15:26'30.295

12 X. FORÉS (1'24.104)								
Lap	Seg. 1	Seg. 2	Seg. 3	Seg. 4	Seg. 5	Lap Time	km/h	Local Time
1			17.938	19.609	25.454	1'31.329		14:58'25.553
2	2.242	20.074	<b>17.367</b>	<b>19.356</b>	<b>25.065</b>	<b>1'24.104</b>	243.0	14:59'49.657
3	2.221	20.055	17.408	19.458	25.097	1'24.239	246.9	15:01'13.896

4	<b>2.213</b>	<b>19.994</b>	17.434	19.449	25.252	1'24.342	<b>249.8</b>	15:02'38.238
5	2.232	20.021	17.437	19.544	25.249	1'24.483	244.1	15:04'02.721
6	2.214	20.101	17.474	19.583	25.296	1'24.668	249.2	15:05'27.389
7	2.242	20.162	17.529	19.654	25.263	1'24.850	244.1	15:06'52.239
8	2.225	20.152	17.447	19.983	25.291	1'25.098	246.9	15:08'17.337
9	2.271	20.207	17.483	19.715	25.208	1'24.884	239.7	15:09'42.221
10	2.257	20.105	17.459	19.661	25.283	1'24.765	240.3	15:11'06.986
11	2.258	20.105	17.481	19.405	25.329	1'24.678	243.6	15:12'31.564
12	2.247	20.081	17.498	19.475	25.369	1'24.670	241.9	15:13'56.234
13	2.278	20.128	17.542	19.497	25.328	1'24.773	240.3	15:15'21.007
14	2.257	20.168	17.554	19.562	25.495	1'25.036	243.0	15:16'46.043
15	2.262	20.208	17.598	19.577	25.344	1'24.989	241.4	15:18'11.032
16	2.270	20.220	17.581	19.473	25.369	1'24.913	240.3	15:19'35.945
17	2.276	20.159	17.557	19.571	25.329	1'24.892	239.7	15:21'00.837
18	2.259	20.054	17.607	19.473	25.443	1'24.836	243.6	15:22'25.673
19	2.260	20.211	17.603	19.403	25.535	1'25.012	241.4	15:23'50.685
20	2.275	20.226	17.734	19.673	25.483	1'25.391	237.6	15:25'16.076
21	2.276	20.115	17.595	19.485	25.341	1'24.812	241.9	15:26'40.888

69 N. HAYDEN (1'24.196)								
Lap	Seg. 1	Seg. 2	Seg. 3	Seg. 4	Seg. 5	Lap Time	km/h	Local Time
1			17.582	19.406	<b>25.014</b>	1'29.972		14:58'24.196
2	2.215	<b>19.800</b>	<b>17.420</b>	19.600	25.161	<b>1'24.196</b>	249.2	14:59'48.392
3	2.188	20.075	17.520	<b>19.377</b>	25.042	1'24.202	253.4	15:01'12.594
4	2.200	20.033	17.671	19.563	25.286	1'24.753	254.0	15:02'37.347
5	2.197	20.172	17.634	19.466	25.345	1'24.814	251.0	15:04'02.161
6	2.200	20.295	17.658	19.558	25.260	1'24.971	253.4	15:05'27.132
7	2.217	20.203	17.638	19.536	25.260	1'24.854	249.8	15:06'51.986
8	2.204	20.170	17.632	19.820	25.545	1'25.371	253.4	15:08'17.357
9	2.187	20.536	17.580	19.544	25.408	1'25.255	252.2	15:09'42.612
10	2.203	20.302	17.630	19.534	25.266	1'24.935	248.7	15:11'07.547
11	2.198	20.183	17.638	19.398	25.172	1'24.589	251.6	15:12'32.136
12	<b>2.183</b>	20.195	17.583	19.366	25.289	1'24.686	254.6	15:13'56.822
13	2.205	20.205	17.590	19.480	25.267	1'24.747	253.4	15:15'21.569
14	2.192	20.202	17.626	19.678	25.487	1'25.185	252.8	15:16'46.754
15	2.203	20.135	17.667	19.575	25.344	1'24.924	252.8	15:18'11.678
16	2.219	20.289	17.646	19.512	25.387	1'25.053	248.7	15:19'36.731
17	2.211	20.162	17.667	19.499	25.283	1'24.822	251.6	15:21'01.553
18	2.203	20.223	17.694	19.494	25.258	1'24.872	<b>255.8</b>	15:22'26.425
19	2.191	20.190	17.621	19.454	25.403	1'24.859	<b>255.8</b>	15:23'51.284
20	2.191	20.186	17.686	19.537	25.513	1'25.113	254.6</	





Mazda Raceway 3.610 m

## US Round, 8-9-10 July 2016

### World Superbike - Chronological Analysis Race 2 - Restart

Start at 14:56'54.224

**2 / 3**

11	2.214	20.158	17.665	19.590	25.123	1'24.750	251.6	15:12'33.213
12	2.224	20.227	17.607	19.630	25.123	1'24.811	245.8	15:13'58.024
13	2.215	20.267	17.750	19.596	25.246	1'25.074	251.6	15:15'23.098
14	2.224	20.100	17.624	19.587	25.269	1'24.804	251.0	15:16'47.902
15	2.227	20.189	17.618	19.613	25.149	1'24.796	249.8	15:18'12.698
16	2.210	20.148	17.684	19.667	25.286	1'24.995	252.2	15:19'37.693
17	2.236	20.144	17.623	19.575	25.212	1'24.790	248.1	15:21'02.483
18	2.214	20.177	17.648	19.637	25.307	1'24.983	252.2	15:22'27.466
19	2.234	20.292	17.716	19.664	25.324	1'25.230	250.4	15:23'52.696
20	2.225	20.252	17.762	19.687	25.347	1'25.273	250.4	15:25'17.969
21	2.231	20.289	17.788	19.705	25.232	1'25.245	250.4	15:26'43.214

18	2.275	20.424	17.872	19.781	25.689	1'26.041	240.8	15:22'42.890
19	2.281	20.485	17.875	19.697	25.765	1'26.103	242.4	15:24'08.993
20	2.282	20.649	17.935	19.746	25.651	1'26.263	240.8	15:25'35.256
21	2.297	20.738	17.987	19.990	26.254	1'27.266	238.1	15:27'02.522

**35 R. DE ROSA (1'24.743)**

Lap	Seg. 1	Seg. 2	Seg. 3	Seg. 4	Seg. 5	Lap Time	km/h	Local Time
1			18.087	20.088	25.339	1'32.707		14:58'26.931
2	2.200	20.140	17.559	19.589	25.255	1'24.743	249.8	14:59'51.674
3	2.194	20.162	17.680	19.629	25.599	1'25.264	248.7	15:01'16.938
4	2.194	20.183	17.623	19.785	25.430	1'25.215	249.8	15:02'42.153
5	2.197	20.244	17.680	19.934	25.441	1'25.496	250.4	15:04'07.649
6	2.213	20.313	17.695	19.757	25.530	1'25.508	249.2	15:05'33.157
7	2.236	20.350	17.667	19.623	25.480	1'25.356	245.8	15:06'58.513
8	2.202	20.257	17.648	19.639	25.504	1'25.250	251.0	15:08'23.763
9	2.216	20.299	17.736	19.880	25.532	1'25.663	248.1	15:09'49.426
10	2.218	20.522	17.819	19.927	25.773	1'26.259	248.1	15:11'15.685
11	2.242	20.937	17.938	19.934	25.711	1'26.762	243.0	15:12'42.447
12	2.257	20.625	17.808	19.712	25.834	1'26.236	241.9	15:14'08.683
13	2.276	20.642	17.862	20.074	25.861	1'26.715	246.9	15:15'35.398
14	2.230	20.604	17.837	19.997	25.912	1'26.580	247.5	15:17'01.978
15	2.269	20.764	17.968	19.921	25.938	1'26.860	240.8	15:18'28.838
16	2.249	20.605	17.967	19.927	25.951	1'26.699	247.5	15:19'55.537
17	2.273	20.635	17.809	19.787	25.810	1'26.314	242.4	15:21'21.851
18	2.316	20.681	17.896	20.107	26.091	1'27.085	241.9	15:22'48.966
19	2.259	20.717	17.861	19.925	25.882	1'26.644	243.0	15:24'15.580
20	2.257	20.669	17.879	19.751	25.897	1'26.453	246.9	15:25'42.033
21	2.274	20.757	17.937	20.268	26.150	1'27.386	242.4	15:27'09.419

**17 K. ABRAHAM (1'25.607)**

Lap	Seg. 1	Seg. 2	Seg. 3	Seg. 4	Seg. 5	Lap Time	km/h	Local Time
1			18.266	20.392	25.819	1'34.227		14:58'28.451
2	2.222	20.506	17.730	19.989	25.541	1'25.988	251.6	14:59'54.439
3	2.229	20.534	17.857	19.809	25.806	1'26.235	249.8	15:01'20.674
4	2.238	20.437	17.844	19.880	25.562	1'25.961	251.0	15:02'46.635
5	2.241	20.448	17.694	19.905	25.679	1'25.967	249.2	15:04'12.602
6	2.229	20.544	17.780	19.959	25.876	1'26.388	248.1	15:05'38.990
7	2.264	20.498	17.751	19.808	25.820	1'26.141	239.7	15:07'05.131
8	2.229	20.482	17.798	19.703	25.772	1'25.984	246.9	15:08'31.115
9	2.254	20.671	17.731	20.581	25.927	1'27.164	241.9	15:09'58.279
10	2.260	20.431	17.729	19.691	25.870	1'25.981	248.1	15:11'24.260
11	2.266	20.620	17.815	19.672	25.621	1'25.994	241.4	15:12'50.254
12	2.251	20.443	17.718	19.797	25.652	1'25.861	246.9	15:14'16.115
13	2.269	20.540	17.734	19.700	25.680	1'25.923	245.2	15:15'42.038
14	2.261	20.441	17.699	19.713	25.623	1'25.737	248.1	15:17'07.775
15	2.258	20.443	17.729	19.789	25.713	1'25.932	247.5	15:18'33.707
16	2.254	20.441	17.733	19.693	25.573	1'25.694	249.2	15:19'59.401
17	2.270	20.447	17.626	19.713	25.551	1'25.607	247.5	15:21'25.008
18	2.254	20.479	17.723	19.648	25.537	1'25.641	246.4	15:22'50.649
19	2.258	20.589	17.760	19.608	25.697	1'25.912	244.7	15:24'16.561
20	2.243	20.525	17.748	19.665	25.720	1'25.901	245.8	15:25'42.462
21	2.247	20.566	17.859	20.570	25.864	1'27.106	246.9	15:27'09.568

**9 D. SCHMITTER (1'25.918)**

Lap	Seg. 1	Seg. 2	Seg. 3	Seg. 4	Seg. 5	Lap Time	km/h	Local Time
1			18.046	20.375	25.684	1'33.582		14:58'27.806
2	2.259	20.493	17.772	19.877	25.517	1'25.918	243.6	14:59'53.724
3	2.271	20.384	17.868	19.951	25.728	1'26.202	243.6	15:01'19.926
4	2.265	20.438	17.831	19.879	25.735	1'26.148	247.5	15:02'46.074
5	2.274	20.340	17.909	20.015	25.770	1'26.308	245.2	15:04'12.382
6	2.274	20.473	17.872	19.876	25.772	1'26.267	243.0	15:05'38.649
7	2.289	20.403	17.847	19.889	25.869	1'26.297	241.9	15:07'04.946
8	2.271	20.398	17.805	19.770	25.797	1'26.041	244.1	15:08'30.987
9	2.285	20.498	17.850	20.061	25.788	1'26.482	241.4	15:09'57.469
10	2.279	20.364	17.901	20.121	26.103	1'26.768	244.1	15:11'24.237
11	2.382	20.753	17.935	20.028	25.847	1'26.945	224.2	15:12'51.182
12	2.286	20.527	17.925	20.159	25.871	1'26.768	241.9	15:14'17.950
13	2.279	20.523	17.933	20.002	25.928	1'26.665	243.0	15:15'44.615
14	2.274	20.514	17.854	19.992	25.757	1'26.291	244.7	15:17'10.906
15	2.274	20.498	17.988	20.023	25.962	1'26.745	243.6	15:18'37.651
16	2.276	20.451	17.996	20.007	25.897	1'26.627	244.7	15:20'04.278
17	2.288	20.447	17.994	19.955	25.941	1'26.625	241.9	15:21'30.903
18	2.279	20.587	17.980	19.895	25.890	1'26.631	243.0	15:22'57.534
19	2.282	20.509	18.055	20.031	25.997	1'26.874	242.4	15:24'24.408
20	2.286	20.546	18.076	20.198	25.928	1'27.034	241.4	15:25'51.442
21	2.289	20.715	18.095	20.103	26.076	1'27.278	241.4	15:27'18.720

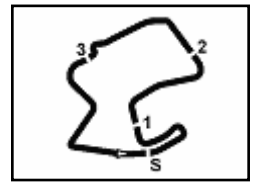
**22 A. LOWES (1'24.183)**

Lap	Seg. 1	Seg. 2	Seg. 3	Seg. 4	Seg. 5	Lap Time	km/h	Local Time
-----	--------	--------	--------	--------	--------	----------	------	------------

P = Pits In/Out - C = Lap-Time Cancelled

These data/results cannot be reproduced, stored and/or transmitted in whole or in part by any manner of electronic, mechanical, photocopying, recording, broadcasting or otherwise now known or herein after developed without the previous express consent by the copyright owner, except for reproduction in daily press and regular printed publications on sale to the public within 60 days of the event related to those data/results and always provided that copyright symbol appears together as follows below.

© DORNA WSBK ORGANIZATION Srl 2016



## US Round, 8-9-10 July 2016 World Superbike - Chronological Analysis Race 2 - Restart

Mazda Raceway 3.610 m

Start at 14:56'54.224

3 / 3

1			17.988	19.583	25.285	1'31.389		14:58'25.613	8	2.330	20.798	18.360	20.465	26.179	1'28.132	234.0	15:08'43.019				
2	2.259	20.329	17.451	19.364	25.092	1'24.495	232.9	14:59'50.108	9	2.337	20.945	18.324	20.289	26.110	1'28.005	235.5	15:10'11.024				
3	2.196	20.021	17.497	19.403	25.066	1'24.183	251.0	15:01'14.291	10	2.320	20.863	18.339	20.265	26.089	1'27.876	237.1	15:11'38.900				
4	2.183	20.057	17.504	19.538	25.209	1'24.491	254.6	15:02'38.782	11	2.321	20.967	18.592	20.287	26.089	1'28.256	237.1	15:13'07.156				
5	2.200	20.098	17.472	19.342	25.335	1'24.447	250.4	15:04'03.229	12	2.336	20.957	18.307	20.553	26.291	1'28.444	231.9	15:14'35.600				
6	2.194	20.108	17.593	19.458	25.220	1'24.573	250.4	15:05'27.802	13	2.357	21.042	18.360	20.375	26.095	1'28.229	231.9	15:16'03.829				
7	2.190	20.240	17.612	19.451	25.263	1'24.756	251.6	15:06'52.558	14	2.362	21.127	18.359	20.475	26.175	1'28.498	232.9	15:17'32.327				
8	2.195	20.185	17.550	19.712	25.607	1'25.249	246.4	15:08'17.807	15	2.327	20.799	18.475	20.554	26.210	1'28.365	236.0	15:19'00.692				
9	2.185	20.391	17.608	19.578	25.377	1'25.139	252.8	15:09'42.946	16	2.333	21.178	18.448	20.492	26.249	1'28.700	232.9	15:20'29.392				
10	2.183	20.282	17.591	19.502	25.302	1'24.860	251.0	15:11'07.806	17	2.322	20.964	18.320	20.723	26.487	1'28.816	238.1	15:21'58.208				
11	2.193	20.175	17.838	19.644	25.439	1'25.289	248.1	15:12'33.095	18	2.357	21.093	18.474	20.507	26.382	1'28.813	233.4	15:23'27.021				
12	2.203	20.198	17.606	19.397	25.160	1'24.564	249.2	15:13'57.659	19	2.329	20.912	18.435	20.385	26.370	1'28.431	236.0	15:24'55.452				
13	2.214	20.491	18.023	19.836	25.374	1'25.938	247.5	15:15'23.597	20	2.354	21.235	18.449	20.576	26.302	1'28.916	234.0	15:26'24.368				
14	2.199	20.147	17.755	19.544	25.200	1'24.845	249.8	15:16'48.442	21	2.351	21.624	18.939	20.656	26.762	1'30.332	229.9	15:27'54.700				
15	2.199	20.142	17.609	19.486	25.371	1'24.807	250.4	15:18'13.249													
16	2.201	20.194	17.606	19.646	25.421	1'25.068	249.8	15:19'38.317													
17	2.214	20.206	17.657	19.480	25.269	1'24.826	250.4	15:21'03.143													
18	2.194	20.161	17.619	19.623	25.251	1'24.848	254.0	15:22'27.991													
19	2.189	20.128	17.658	19.672	25.340	1'24.987	251.6	15:23'52.978													
20	2.189	20.393	17.661	19.583	25.494	1'25.320	253.4	15:25'18.298													
21	2.205	20.203	17.722	20.070	1'02.358	2'02.558	251.6	15:27'20.856													

### 1 J. REA (1'23.700)

Lap	Seg. 1	Seg. 2	Seg. 3	Seg. 4	Seg. 5	Lap Time	km/h	Local Time
1			17.515	19.411	25.094	1'30.119		14:58'24.343
2	2.182	19.912	17.361	19.299	24.946	1'23.700	254.6	14:59'48.043
3	2.185	19.815	17.422	19.280	25.002	1'23.704	255.2	15:01'11.747
4	2.176	20.012	17.455	19.607	25.505	1'24.755	256.4	15:02'36.502
5	2.180	20.025	17.537	23.879	24.945	1'28.566	256.4	15:04'05.068

### 11 S. AL SULAITI (1'26.068)

Lap	Seg. 1	Seg. 2	Seg. 3	Seg. 4	Seg. 5	Lap Time	km/h	Local Time
1			18.098	20.555	25.640	1'33.883		14:58'28.107
2	2.268	20.324	17.774	20.223	25.479	1'26.068	240.8	14:59'54.175
3	2.265	20.358	17.881	20.055	25.635	1'26.194	242.4	15:01'20.369
4	2.276	20.426	17.806	20.487	25.625	1'26.620	238.1	15:02'46.989
5	2.282	20.446	17.900	20.310	25.698	1'26.636	240.8	15:04'13.625
6	2.298	20.409	17.918	20.219	25.714	1'26.558	237.6	15:05'40.183
7	2.300	20.686	18.015	20.214	25.858	1'27.073	237.1	15:07'07.256
8	2.293	20.882	17.992	19.993	26.003	1'27.163	238.1	15:08'34.419
9	2.293	20.452	17.896	20.002	25.850	1'26.493	240.3	15:10'00.912
10	2.289	20.614	18.025	19.927	25.842	1'26.697	237.6	15:11'27.609
11	2.301	20.499	18.025	19.941	25.785	1'26.551	242.4	15:12'54.160
12	2.299	20.459	18.024	20.069	25.880	1'26.731	238.7	15:14'20.891
13	2.291	20.409	18.024	20.049	26.018	1'26.791	241.4	15:15'47.682
14	2.303	20.581	18.068	20.206	25.806	1'26.964	237.6	15:17'14.646
15	2.302	20.504	18.074	19.955	25.961	1'26.796	242.4	15:18'41.442
16	2.315	20.671	18.089	19.845	25.973	1'26.893	238.7	15:20'08.335
17	2.310	20.509	18.078	20.003	25.988	1'26.888	240.8	15:21'35.223
18	2.293	20.599	18.026	20.024	25.983	1'26.925	240.8	15:23'02.148
19	2.311	20.652	18.115	19.943	26.240	1'27.261	239.2	15:24'29.409
20	2.308	20.735	18.178	19.988	26.047	1'27.256	238.7	15:25'56.665
21	2.317	20.664	18.128	20.157	26.361	1'27.627	233.4	15:27'24.292

### 32 L. SAVADORI (1'24.159)

Lap	Seg. 1	Seg. 2	Seg. 3	Seg. 4	Seg. 5	Lap Time	km/h	Local Time
1			17.684	19.471	25.159	1'30.598		14:58'24.822
2	2.184	19.957	17.530	19.465	25.023	1'24.159	253.4	14:59'48.981

### 56 P. SEBESTYÉN (1'26.367)

Lap	Seg. 1	Seg. 2	Seg. 3	Seg. 4	Seg. 5	Lap Time	km/h	Local Time
1			18.868	20.259	25.796	1'34.952		14:58'29.176
2	2.291	20.470	17.974	20.190	26.197	1'27.122	244.1	14:59'56.298
3	2.315	20.572	18.051	20.417	25.748	1'27.103	237.6	15:01'23.401
4	2.331	20.407	17.832	20.066	25.731	1'26.367	240.8	15:02'49.788
5	2.320	20.523	17.781	19.999	25.889	1'26.512	237.6	15:04'16.280
6	2.348	20.510	17.836	19.950	25.743	1'26.387	235.0	15:05'42.667
7	2.328	20.441	17.926	20.068	25.851	1'26.614	238.7	15:07'09.281
8	2.327	20.438	17.760	20.113	25.803	1'26.441	237.6	15:08'35.722
9	2.326	20.558	17.853	19.987	25.962	1'26.686	238.1	15:10'02.408
10	2.343	20.516	17.843	20.060	25.937	1'26.699	233.4	15:11'29.107
11	2.338	20.577	17.910	20.200	26.029	1'27.054	235.0	15:12'56.161
12	2.347	20.627	18.307	20.137	25.970	1'27.388	236.0	15:14'23.549
13	2.314	20.743	18.017	20.243	26.073	1'27.390	239.2	15:15'50.939
14	2.358	20.631	18.060	20.283	26.007	1'27.339	233.4	15:17'18.278
15	2.319	20.674	17.994	20.059	25.912	1'26.958	239.2	15:18'45.236
16	2.342	20.752	17.987	20.115	26.050	1'27.246	231.4	15:20'12.482
17	2.352	21.192	18.182	20.282	26.251	1'28.259	232.9	15:21'40.741
18	2.385	20.792	18.015	20.339	26.150	1'27.681	228.5	15:23'08.422
19	2.391	20.842	18.078	20.189	26.284	1'27.784	227.0	15:24'36.206
20	2.367	21.026	18.124	20.333	26.270	1'28.120	228.5	15:26'04.326
21	2.399	21.057	18.114	20.347	26.515	1'28.432	220.9	15:27'32.758

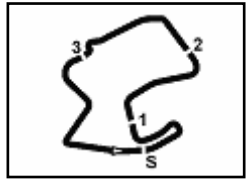
### 4 G. VIZZIELLO (1'27.007)

Lap	Seg. 1	Seg. 2	Seg. 3	Seg. 4	Seg. 5	Lap Time	km/h	Local Time
1			18.336	20.528	25.820	1'34.550		14:58'28.774
2	2.281	20.575	18.055	20.186	25.910	1'27.007	240.8	14:59'55.781
3	2.307	20.605	18.455	20.644	26.096	1'28.107	236.5	15:01'23.888
4	2.343	20.834	18.233	20.448	25.909	1'27.767	228.0	15:02'51.655
5	2.299	20.788	18.204	20.255	25.971	1'27.517	238.1	15:04'19.172
6	2.310	20.719	18.276	20.370	25.979	1'27.654	236.0	15:05'46.826
7	2.311	20.904	18.276	20.461	26.109	1'28.061	238.7	15:07'14.887

P = Pits In/Out - C = Lap-Time Cancelled

These data/results cannot be reproduced, stored and/or transmitted in whole or in part by any manner of electronic, mechanical, photocopying, recording, broadcasting or otherwise now known or herein after developed without the previous express consent by the copyright owner, except for reproduction in daily press and regular printed publications on sale to the public within 60 days of the event related to those data/results and always provided that copyright symbol appears together as follows below.

© DORNA WSBK ORGANIZATION Srl 2016

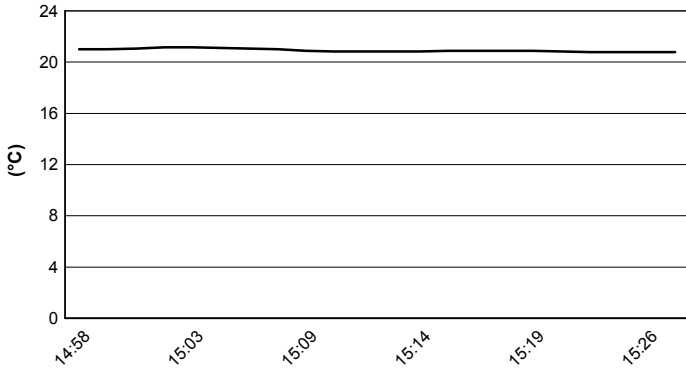


Mazda Raceway 3.610 m

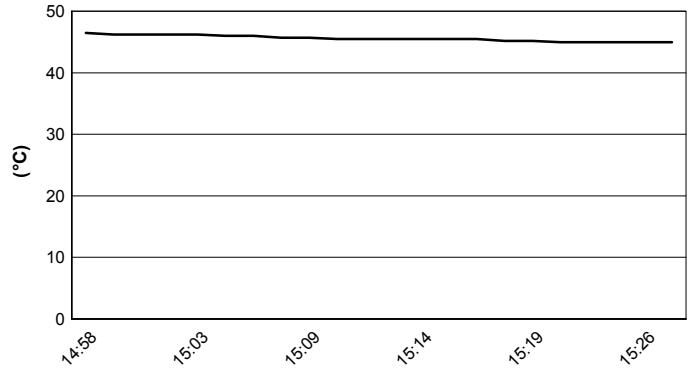
## US Round, 8-9-10 July 2016 World Superbike - Weather Report Race 2 - Restart

Session started 14:57      Session ended 15:28

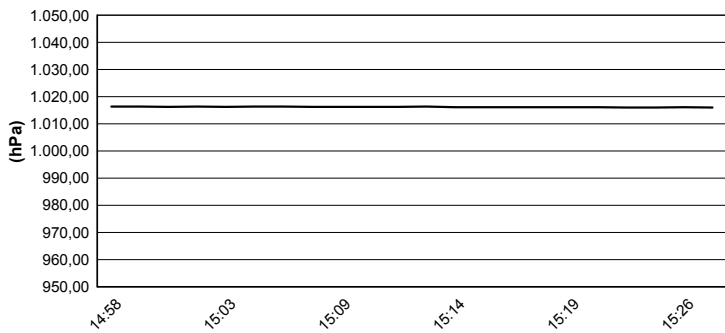
### Air Temperature



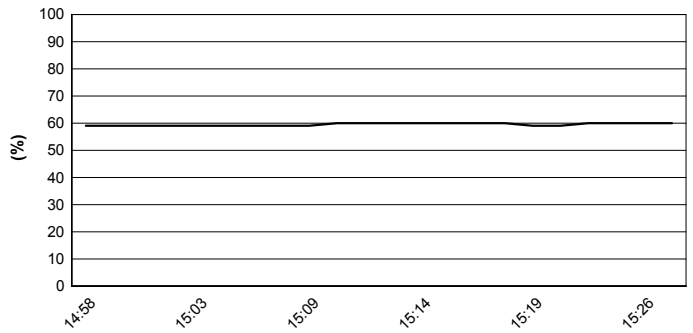
### Track Temperature



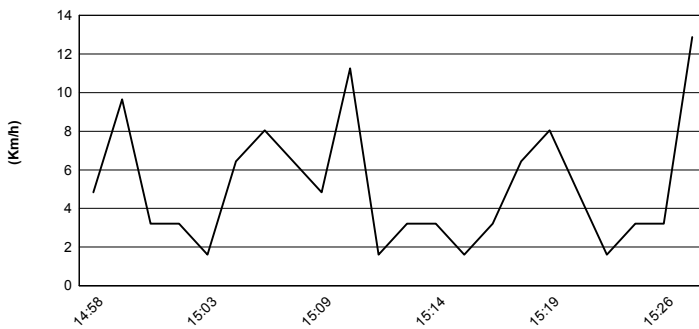
### Air Pressure



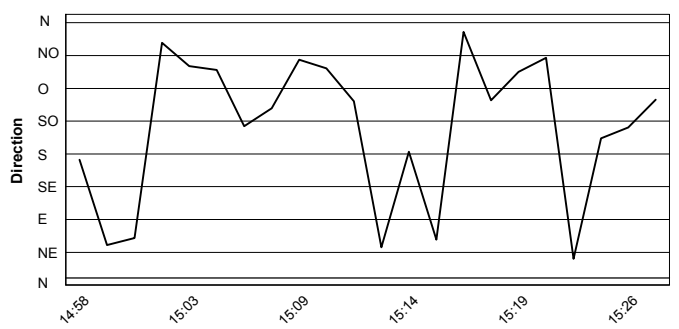
### Humidity



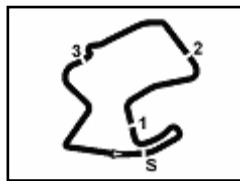
### Wind Speed



### Wind Direction



These data/results cannot be reproduced, stored and/or transmitted in whole or in part by any manner of electronic, mechanical, photocopying, recording, broadcasting or otherwise now known or herein after developed without the previous express consent by the copyright owner, except for reproduction in daily press and regular printed publications on sale to the public within 60 days of the event related to those data/results and always provided that copyright symbol appears together as follows below.  
© DORNA WSBK ORGANIZATION Srl 2016



## US Round, 8-9-10 July 2016

### World Superbike - Best Sector & Speed Race 2 - Restart

#### Results

Pos	Rider	Team	Laps
1	66 T. SYKES	Kawasaki ZX-10R	21
2	34 D. GIUGLIANO	Ducati Panigale R	0.209
3	7 C. DAVIES	Ducati Panigale R	0.786
4	12 X. FORÉS	Ducati Panigale R	11.379
5	69 N. HAYDEN	Honda CBR1000RR SP	12.219
6	81 J. TORRES	BMW S1000 RR	12.465
7	60 M. VAN DER MARK	Honda CBR1000RR SP	13.705
8	59 N. CANEPA	Yamaha YZF R1	20.449
9	13 A. WEST	Kawasaki ZX-10R	29.153
10	40 R. RAMOS	Kawasaki ZX-10R	33.013
11	35 R. DE ROSA	BMW S1000 RR	39.910
12	17 K. ABRAHAM	BMW S1000 RR	40.059
13	9 D. SCHMITTER	Kawasaki ZX-10R	49.211
14	22 A. LOWES	Yamaha YZF R1	51.347
15	11 S. AL SULAITI	Kawasaki ZX-10R	54.783
16	56 P. SEBESTYÉN	Yamaha YZF R1	1'03.249
17	4 G. VIZZIELLO	Kawasaki ZX-10R	1'25.191
RET	1 J. REA	Kawasaki ZX-10R	16 Laos
RET	32 L. SAVADORI	Aprilia RSV4 RF	19 Laos

#### Best Sector & Speed

Pos	Rider	Team	Time
1	1 J. REA	Kawasaki ZX-10R	258.9
2	7 C. DAVIES	Ducati Panigale R	257.0
3	66 T. SYKES	Kawasaki ZX-10R	256.4
4	59 N. CANEPA	Yamaha YZF R1	256.4
5	60 M. VAN DER MARK	Honda CBR1000RR SP	255.8
6	34 D. GIUGLIANO	Ducati Panigale R	255.8
7	69 N. HAYDEN	Honda CBR1000RR SP	255.8
8	81 J. TORRES	BMW S1000 RR	254.6
9	22 A. LOWES	Yamaha YZF R1	254.6
10	32 L. SAVADORI	Aprilia RSV4 RF	253.4
11	17 K. ABRAHAM	BMW S1000 RR	251.6
12	13 A. WEST	Kawasaki ZX-10R	251.0
13	35 R. DE ROSA	BMW S1000 RR	251.0
14	12 X. FORÉS	Ducati Panigale R	249.8
15	40 R. RAMOS	Kawasaki ZX-10R	249.8
16	9 D. SCHMITTER	Kawasaki ZX-10R	247.5
17	56 P. SEBESTYÉN	Yamaha YZF R1	244.1
18	11 S. AL SULAITI	Kawasaki ZX-10R	242.4
19	4 G. VIZZIELLO	Kawasaki ZX-10R	240.8

Seg. 1		Seg. 2		Seg. 3		Seg. 4		Seg. 5						
1	1 J. REA	2.167	1	69 N. HAYDEN	19.800	1	66 T. SYKES	17.324	1	34 D. GIUGLIANO	19.156	1	66 T. SYKES	24.786
2	81 J. TORRES	2.182	2	34 D. GIUGLIANO	19.803	2	34 D. GIUGLIANO	17.328	2	66 T. SYKES	19.182	2	34 D. GIUGLIANO	24.910
3	32 L. SAVADORI	2.183	3	1 J. REA	19.815	3	7 C. DAVIES	17.336	3	7 C. DAVIES	19.250	3	1 J. REA	24.945
4	22 A. LOWES	2.183	4	66 T. SYKES	19.833	4	1 J. REA	17.361	4	1 J. REA	19.280	4	7 C. DAVIES	24.979
5	69 N. HAYDEN	2.183	5	7 C. DAVIES	19.837	5	12 X. FORÉS	17.367	5	81 J. TORRES	19.325	5	69 N. HAYDEN	25.014
6	7 C. DAVIES	2.183	6	81 J. TORRES	19.902	6	81 J. TORRES	17.379	6	22 A. LOWES	19.342	6	32 L. SAVADORI	25.023
7	66 T. SYKES	2.188	7	32 L. SAVADORI	19.957	7	69 N. HAYDEN	17.420	7	12 X. FORÉS	19.356	7	60 M. VAN DER MAR	25.035
8	35 R. DE ROSA	2.194	8	60 M. VAN DER MAR	19.960	8	22 A. LOWES	17.451	8	69 N. HAYDEN	19.377	8	12 X. FORÉS	25.065
9	60 M. VAN DER MAR	2.195	9	59 N. CANEPA	19.982	9	59 N. CANEPA	17.456	9	59 N. CANEPA	19.398	9	22 A. LOWES	25.066
10	34 D. GIUGLIANO	2.196	10	12 X. FORÉS	19.994	10	60 M. VAN DER MAR	17.507	10	60 M. VAN DER MAR	19.461	10	81 J. TORRES	25.120
11	59 N. CANEPA	2.197	11	22 A. LOWES	20.021	11	32 L. SAVADORI	17.530	11	32 L. SAVADORI	19.465	11	59 N. CANEPA	25.151
12	12 X. FORÉS	2.213	12	35 R. DE ROSA	20.140	12	35 R. DE ROSA	17.559	12	13 A. WEST	19.545	12	13 A. WEST	25.249
13	13 A. WEST	2.215	13	13 A. WEST	20.147	13	13 A. WEST	17.589	13	40 R. RAMOS	19.567	13	35 R. DE ROSA	25.255
14	17 K. ABRAHAM	2.222	14	40 R. RAMOS	20.147	14	17 K. ABRAHAM	17.626	14	35 R. DE ROSA	19.589	14	40 R. RAMOS	25.302
15	40 R. RAMOS	2.238	15	11 S. AL SULAITI	20.324	15	40 R. RAMOS	17.648	15	17 K. ABRAHAM	19.608	15	11 S. AL SULAITI	25.479
16	9 D. SCHMITTER	2.259	16	9 D. SCHMITTER	20.340	16	56 P. SEBESTYÉN	17.760	16	9 D. SCHMITTER	19.770	16	9 D. SCHMITTER	25.517
17	11 S. AL SULAITI	2.265	17	56 P. SEBESTYÉN	20.407	17	9 D. SCHMITTER	17.772	17	11 S. AL SULAITI	19.845	17	17 K. ABRAHAM	25.537
18	4 G. VIZZIELLO	2.281	18	17 K. ABRAHAM	20.431	18	11 S. AL SULAITI	17.774	18	56 P. SEBESTYÉN	19.950	18	56 P. SEBESTYÉN	25.731
19	56 P. SEBESTYÉN	2.291	19	4 G. VIZZIELLO	20.575	19	4 G. VIZZIELLO	18.055	19	4 G. VIZZIELLO	20.186	19	4 G. VIZZIELLO	25.820

10/07/2016

These data/results cannot be reproduced, stored and/or transmitted in whole or in part by any manner of electronic, mechanical, photocopying, recording, broadcasting or otherwise now known or herein after developed without the previous express consent by the copyright owner, except for reproduction in daily press and regular printed publications on sale to the public within 60 days of the event related to those data/results and always provided that copyright symbol appears together as follows below.

© DORNA WSBK ORGANIZATION Srl 2016

