

Mazda Raceway 3.610 m

US Round, 8-9-10 July 2016 World Superbike - Biographical Entry List

No.	Rider (Abbreviation)	Age	Date of Birth	Place of Birth	Nat	Bike Team	Wins	Podiums	Pole	Races	Tyres
							2016	2016	2016	2016	
1	1 REA Jonathan (Rea)	29	02/02/1987	Ballymena	GBR	Kawasaki ZX-10R Kawasaki Racing Team	36 7	81 16	6	182 16	Pirelli
2	2 CAMIER Leon (Cam)	29	04/08/1986	Ashford Kent	GBR	MV Agusta 1000 F4 MV Agusta Reparto Corse		9		149 16	Pirelli
3	4 VIZZIELLO Gianluca (Viz)	36	03/03/1980	Pollicoro	ITA	Kawasaki ZX-10R Grillini Racing Team				38 5	Pirelli
4	7 DAVIES Chaz (Dav)	29	10/02/1987	Knighton	GBR	Ducati Panigale R Aruba.it Racing - Ducati	13 4	41 9	2 1	117 16	Pirelli
5	9 SCHMITTER Dominic (Sch)	22	16/06/1994	Widnau	SUI	Kawasaki ZX-10R Grillini Racing Team				15 15	Pirelli
6	11 AL SULAITI Saeed (AIS)	31	21/03/1985	Doha	QAT	Kawasaki ZX-10R Pedercini Racing				14 14	Pirelli
7	12 FORÉS Xavi (For)	30	16/09/1985	Llombai	ESP	Ducati Panigale R Barni Racing Team				30 15	Pirelli
8	13 WEST Anthony (Wes)	34	17/07/1981	Maryborough	AUS	Kawasaki ZX-10R Pedercini Racing				6 6	Pirelli
9	15 DE ANGELIS Alex (DeA)	32	26/02/1984	Rimini	RSM	Aprilia RSV4 RF IodaRacing Team				15 15	Pirelli
10	17 ABRAHAM Karel (Abr)	26	02/01/1990	Brno	CZE	BMW S1000 RR Milwaukee BMW				16 16	Pirelli
11	22 LOWES Alex (Low)	25	14/09/1990	Lincoln	GBR	Yamaha YZF R1 Pata Yamaha Official WorldSBK Team		3		68 14	Pirelli
12	25 BROOKES Joshua (Bro)	33	28/04/1983	Sydney	AUS	BMW S1000 RR Milwaukee BMW				51 16	Pirelli
13	32 SAVADORI Lorenzo (Sav)	23	04/04/1993	Cesena	ITA	Aprilia RSV4 RF IodaRacing Team				17 16	Pirelli
14	34 GIUGLIANO Davide (Giu)	26	28/10/1989	Rome	ITA	Ducati Panigale R Aruba.it Racing - Ducati		13 4	5	106 16	Pirelli
15	35 DE ROSA Raffaele (DeR)	29	25/03/1987	Napoli	ITA	BMW S1000 RR Althea BMW Racing Team				2	Pirelli
16	40 RAMOS Román (Ram)	25	06/01/1991	Santander	ESP	Kawasaki ZX-10R Team GoEleven				38 12	Pirelli
17	56 SEBESTYÉN Péter (Seb)	22	16/05/1994	Budapest	HUN	Yamaha YZF R1 Team Tóth				21 10	Pirelli
18	59 CANEPA Niccolò (Can)	28	14/05/1988	Genova	ITA	Yamaha YZF R1 Pata Yamaha Official WorldSBK Team				73 2	Pirelli
19	60 VAN DER MARK Michael (vdM)	23	26/10/1992	Gouda	NED	Honda CBR1000RR SP Honda World Superbike Team		8 5	1 1	42 16	Pirelli
20	61 MENGHI Fabio (Men)	30	19/02/1986	Rimini	ITA	Ducati Panigale R VFT Racing				2 2	Pirelli
21	66 SYKES Tom (Syk)	30	19/08/1985	Huddersfield	GBR	Kawasaki ZX-10R Kawasaki Racing Team	30 4	76 12	36 6	200 16	Pirelli
22	69 HAYDEN Nicky (Hay)	34	30/07/1981	Owensboro - Kentucky	USA	Honda CBR1000RR SP Honda World Superbike Team	1 1	2 2		18 16	Pirelli
23	81 TORRES Jordi (Tor)	28	27/08/1987	Rubi	ESP	BMW S1000 RR Althea BMW Racing Team	1	4		42 16	Pirelli
24	119 SZKOPEK Pawel (Szk)	40	06/08/1975	Gostynin	POL	Yamaha YZF R1 Team Tóth				18 10	Pirelli

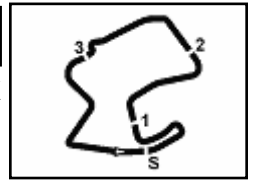
* = Wild Card

These data/results cannot be reproduced, stored and/or transmitted in whole or in part by any manner of electronic, mechanical, photocopying, recording, broadcasting or otherwise now known or herein after developed without the previous express consent by the copyright owner, except for reproduction in daily press and regular printed publications on sale to the public within 60 days of the event related to those data/results and always provided that copyright symbol appears together as follows below.

© DORNA WSBK ORGANIZATION Srl 2016

FICR PERUGIA TUNING





Mazda Raceway 3.610 m

1 / 2

US Round, 8-9-10 July 2016 World Superbike - Results Free Practice 1st Session

No.	Rider	Nat	Team	Bike	Time	Gap	Rel.	Laps	Speed	
									Avg	Max
1	22 A. LOWES	GBR	Pata Yamaha Official WorldSBK Team	Yamaha YZF R1	1'23.912			21	154,877	254,0
2	7 C. DAVIES	GBR	Aruba.it Racing - Ducati	Ducati Panigale R	1'23.971	0.059	0.059	26	154,768	254,0
3	1 J. REA	GBR	Kawasaki Racing Team	Kawasaki ZX-10R	1'23.985	0.073	0.014	26	154,742	256,4
4	60 M. VAN DER MARK	NED	Honda World Superbike Team	Honda CBR1000RR SP	1'24.317	0.405	0.332	26	154,133	249,8
5	69 N. HAYDEN	USA	Honda World Superbike Team	Honda CBR1000RR SP	1'24.745	0.833	0.428	26	153,354	250,4
6	12 X. FORÉS	ESP	Barni Racing Team	Ducati Panigale R	1'24.790	0.878	0.045	25	153,273	239,7
7	59 N. CANEPA	ITA	Pata Yamaha Official WorldSBK Team	Yamaha YZF R1	1'24.814	0.902	0.024	25	153,229	247,5
8	81 J. TORRES	ESP	Althea BMW Racing Team	BMW S1000 RR	1'24.829	0.917	0.015	27	153,202	251,0
9	34 D. GIUGLIANO	ITA	Aruba.it Racing - Ducati	Ducati Panigale R	1'24.867	0.955	0.038	22	153,134	252,8
10	66 T. SYKES	GBR	Kawasaki Racing Team	Kawasaki ZX-10R	1'24.966	1.054	0.099	26	152,955	256,4
11	32 L. SAVADORI	ITA	IodaRacing Team	Aprilia RSV4 RF	1'24.978	1.066	0.012	28	152,934	249,8
12	15 A. DE ANGELIS	RSM	IodaRacing Team	Aprilia RSV4 RF	1'25.101	1.189	0.123	27	152,713	254,6
13	40 R. RAMOS	ESP	Team GoEleven	Kawasaki ZX-10R	1'25.592	1.680	0.491	24	151,837	243,6
14	17 K. ABRAHAM	CZE	Milwaukee BMW	BMW S1000 RR	1'25.734	1.822	0.142	24	151,585	250,4
15	13 A. WEST	AUS	Pedercini Racing	Kawasaki ZX-10R	1'25.794	1.882	0.060	22	151,479	246,9
16	25 J. BROOKES	AUS	Milwaukee BMW	BMW S1000 RR	1'26.076	2.164	0.282	29	150,983	247,5
17	35 R. DE ROSA	ITA	Althea BMW Racing Team	BMW S1000 RR	1'26.459	2.547	0.383	24	150,314	238,7
18	9 D. SCHMITTER	SUI	Grillini Racing Team	Kawasaki ZX-10R	1'27.654	3.742	1.195	31	148,265	237,1
19	119 P. SZKOPEK	POL	Team Tóth	Yamaha YZF R1	1'27.970	4.058	0.316	21	147,732	237,1
20	61 F. MENGHI	ITA	VFT Racing	Ducati Panigale R	1'28.213	4.301	0.243	22	147,325	235,0
21	56 P. SEBESTYÉN	HUN	Team Tóth	Yamaha YZF R1	1'28.227	4.315	0.014	22	147,302	239,7
22	4 G. VIZZIELLO	ITA	Grillini Racing Team	Kawasaki ZX-10R	1'28.305	4.393	0.078	19	147,172	235,0
23	11 S. AL SULAITI	QAT	Pedercini Racing	Kawasaki ZX-10R	1'28.420	4.508	0.115	30	146,980	238,1
----- Not Qualified -----										
NQ	2 L. CAMIER	GBR	MV Agusta Reparto Corse	MV Agusta 1000 F4				0		

Qualifying Lap Time (107% of 1'23.912): 1'29.787

AIR	Humidity:	73%	Temp:	17°C
TRACK	Condition:	Dry	Temp:	34°C

Lap Record:	2014 T.Sykes	1'21.811	158,850	Km/h
Best Lap:	2014 D.Giugliano	1'23.403	155,820	Km/h

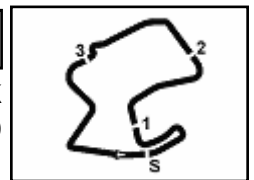
These data/results cannot be reproduced, stored and/or transmitted in whole or in part by any manner of electronic, mechanical, photocopying, recording, broadcasting or otherwise now known or herein after developed without the previous express consent by the copyright owner, except for reproduction in daily press and regular printed publications on sale to the public within 60 days of the event related to those data/results and always provided that copyright symbol appears together as follows below.

© DORNA WSBK ORGANIZATION Srl 2016

Start	End	The results are provisional until the end of the time limit for protests and appeals
08/07/2016 10:15	11:35	and the completion of the technical checks.

FCR PERDORA TUNING





US Round, 8-9-10 July 2016

World Superbike - Results Free Practice 1st Session

Session Highlights

10.15.03		Start
10.30.04		Pit Intervention Time: 78sec
11.06.38	De Rosa	On the Gravel - Re-Joined - Turn 8
11.10.18	De Rosa	Technical Problem - Turn 11
11.11.13		RED FLAG
11.11.26	Sebestyén	Crashed - Turn 11
11.18.40	Sebestyén	Medical Center
11.35.50		End Of Session

Fastest Laps Sequence

No.	Rider	Nat	Team	Bike	Local Time	Time	Gap	Avg
13	A. WEST	AUS	Pedercini Racing	Kawasaki ZX-10R	10:16'47.537	1'50.055		118,086
1	J. REA	GBR	Kawasaki Racing Team	Kawasaki ZX-10R	10:16'52.679	1'49.003	-1.052	119,226
13	A. WEST	AUS	Pedercini Racing	Kawasaki ZX-10R	10:18'18.688	1'31.151	-17.852	142,577
1	J. REA	GBR	Kawasaki Racing Team	Kawasaki ZX-10R	10:18'18.900	1'26.221	-4.930	150,729
7	C. DAVIES	GBR	Aruba.it Racing - Ducati	Ducati Panigale R	10:19'34.791	1'26.153	-0.068	150,848
1	J. REA	GBR	Kawasaki Racing Team	Kawasaki ZX-10R	10:19'44.595	1'25.695	-0.458	151,654
7	C. DAVIES	GBR	Aruba.it Racing - Ducati	Ducati Panigale R	10:20'59.537	1'24.746	-0.949	153,352
7	C. DAVIES	GBR	Aruba.it Racing - Ducati	Ducati Panigale R	10:22'24.160	1'24.623	-0.123	153,575
7	C. DAVIES	GBR	Aruba.it Racing - Ducati	Ducati Panigale R	10:25'13.033	1'24.101	-0.522	154,528
7	C. DAVIES	GBR	Aruba.it Racing - Ducati	Ducati Panigale R	10:53'15.382	1'24.047	-0.054	154,628
7	C. DAVIES	GBR	Aruba.it Racing - Ducati	Ducati Panigale R	10:54'39.353	1'23.971	-0.076	154,768
22	A. LOWES	GBR	Pata Yamaha Official WorldSBK Team	Yamaha YZF R1	11:33'23.974	1'23.912	-0.059	154,877

These data/results cannot be reproduced, stored and/or transmitted in whole or in part by any manner of electronic, mechanical, photocopying, recording, broadcasting or otherwise now known or herein after developed without the previous express consent by the copyright owner, except for reproduction in daily press and regular printed publications on sale to the public within 60 days of the event related to those data/results and always provided that copyright symbol appears together as follows below.

© DORNA WSBK ORGANIZATION Srl 2016

Start	End	The results are provisional until the end of the time limit for protests and appeals
08/07/2016 10:15	11:35	and the completion of the technical checks.

FCR PERDORA TIMING



US Round, 8-9-10 July 2016

World Superbike - Best Sector & Speed Free Practice 1st Session

Mazda Raceway 3.610 m

Best Lap

1	22 A. LOWES	Yamaha YZF R1	1'23.912
2	7 C. DAVIES	Ducati Panigale R	1'23.971
3	1 J. REA	Kawasaki ZX-10R	1'23.985
4	60 M. VAN DER MARK	Honda CBR1000RR SP	1'24.317
5	69 N. HAYDEN	Honda CBR1000RR SP	1'24.745
6	12 X. FORÉS	Ducati Panigale R	1'24.790
7	59 N. CANEPA	Yamaha YZF R1	1'24.814
8	81 J. TORRES	BMW S1000 RR	1'24.829
9	34 D. GIUGLIANO	Ducati Panigale R	1'24.867
10	66 T. SYKES	Kawasaki ZX-10R	1'24.966
11	32 L. SAVADORI	Aorilia RSV4 RF	1'24.978
12	15 A. DE ANGELIS	Aorilia RSV4 RF	1'25.101
13	40 R. RAMOS	Kawasaki ZX-10R	1'25.592
14	17 K. ABRAHAM	BMW S1000 RR	1'25.734
15	13 A. WEST	Kawasaki ZX-10R	1'25.794
16	25 J. BROOKES	BMW S1000 RR	1'26.076
17	35 R. DE ROSA	BMW S1000 RR	1'26.459
18	9 D. SCHMITTER	Kawasaki ZX-10R	1'27.654
19	119 P. SZKOPEK	Yamaha YZF R1	1'27.970
20	61 F. MENGHI	Ducati Panigale R	1'28.213
21	56 P. SEBESTYÉN	Yamaha YZF R1	1'28.227
22	4 G. VIZZIELLO	Kawasaki ZX-10R	1'28.305
23	11 S. AL SULAITI	Kawasaki ZX-10R	1'28.420
24	2 L. CAMIER	MV Aqusta 1000 F4	

Best Sector & Speed

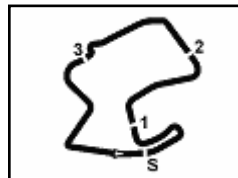
1	66 T. SYKES	Kawasaki ZX-10R	256.4
2	1 J. REA	Kawasaki ZX-10R	256.4
3	15 A. DE ANGELIS	Aorilia RSV4 RF	254.6
4	7 C. DAVIES	Ducati Panigale R	254.0
5	22 A. LOWES	Yamaha YZF R1	254.0
6	34 D. GIUGLIANO	Ducati Panigale R	252.8
7	81 J. TORRES	BMW S1000 RR	251.0
8	69 N. HAYDEN	Honda CBR1000RR SP	250.4
9	17 K. ABRAHAM	BMW S1000 RR	250.4
10	60 M. VAN DER MARK	Honda CBR1000RR SP	249.8
11	32 L. SAVADORI	Aorilia RSV4 RF	249.8
12	25 J. BROOKES	BMW S1000 RR	247.5
13	59 N. CANEPA	Yamaha YZF R1	247.5
14	13 A. WEST	Kawasaki ZX-10R	246.9
15	40 R. RAMOS	Kawasaki ZX-10R	243.6
16	56 P. SEBESTYÉN	Yamaha YZF R1	239.7
17	12 X. FORÉS	Ducati Panigale R	239.7
18	35 R. DE ROSA	BMW S1000 RR	238.7
19	11 S. AL SULAITI	Kawasaki ZX-10R	238.1
20	119 P. SZKOPEK	Yamaha YZF R1	237.1
21	9 D. SCHMITTER	Kawasaki ZX-10R	237.1
22	61 F. MENGHI	Ducati Panigale R	235.0
23	4 G. VIZZIELLO	Kawasaki ZX-10R	235.0

Seg. 1		Seg. 2		Seg. 3		Seg. 4		Seg. 5						
1	15 A. DE ANGELIS	2.168	1	7 C. DAVIES	19.690	1	22 A. LOWES	17.351	1	7 C. DAVIES	19.239	1	22 A. LOWES	25.073
2	66 T. SYKES	2.186	2	1 J. REA	19.857	2	1 J. REA	17.353	2	1 J. REA	19.346	2	69 N. HAYDEN	25.090
3	22 A. LOWES	2.189	3	22 A. LOWES	19.872	3	7 C. DAVIES	17.391	3	34 D. GIUGLIANO	19.349	3	7 C. DAVIES	25.111
4	32 L. SAVADORI	2.190	4	60 M. VAN DER MAR	19.875	4	81 J. TORRES	17.430	4	22 A. LOWES	19.405	4	1 J. REA	25.124
5	1 J. REA	2.192	5	34 D. GIUGLIANO	19.900	5	60 M. VAN DER MAR	17.439	5	32 L. SAVADORI	19.473	5	59 N. CANEPA	25.153
6	34 D. GIUGLIANO	2.210	6	69 N. HAYDEN	19.978	6	15 A. DE ANGELIS	17.462	6	60 M. VAN DER MAR	19.492	6	60 M. VAN DER MAR	25.160
7	7 C. DAVIES	2.214	7	81 J. TORRES	20.011	7	12 X. FORÉS	17.464	7	59 N. CANEPA	19.492	7	81 J. TORRES	25.229
8	81 J. TORRES	2.220	8	66 T. SYKES	20.050	8	34 D. GIUGLIANO	17.497	8	81 J. TORRES	19.497	8	12 X. FORÉS	25.252
9	69 N. HAYDEN	2.221	9	59 N. CANEPA	20.056	9	32 L. SAVADORI	17.529	9	12 X. FORÉS	19.509	9	34 D. GIUGLIANO	25.257
10	60 M. VAN DER MAR	2.221	10	15 A. DE ANGELIS	20.142	10	69 N. HAYDEN	17.541	10	66 T. SYKES	19.537	10	66 T. SYKES	25.264
11	17 K. ABRAHAM	2.230	11	13 A. WEST	20.184	11	59 N. CANEPA	17.543	11	15 A. DE ANGELIS	19.566	11	32 L. SAVADORI	25.360
12	25 J. BROOKES	2.234	12	12 X. FORÉS	20.188	12	25 J. BROOKES	17.620	12	69 N. HAYDEN	19.595	12	15 A. DE ANGELIS	25.431
13	59 N. CANEPA	2.244	13	32 L. SAVADORI	20.265	13	35 R. DE ROSA	17.643	13	25 J. BROOKES	19.609	13	17 K. ABRAHAM	25.516
14	13 A. WEST	2.249	14	40 R. RAMOS	20.294	14	66 T. SYKES	17.649	14	17 K. ABRAHAM	19.646	14	13 A. WEST	25.531
15	40 R. RAMOS	2.249	15	35 R. DE ROSA	20.477	15	13 A. WEST	17.672	15	40 R. RAMOS	19.685	15	40 R. RAMOS	25.568
16	12 X. FORÉS	2.250	16	25 J. BROOKES	20.502	16	40 R. RAMOS	17.677	16	35 R. DE ROSA	19.919	16	25 J. BROOKES	25.643
17	35 R. DE ROSA	2.254	17	17 K. ABRAHAM	20.568	17	17 K. ABRAHAM	17.739	17	13 A. WEST	19.924	17	35 R. DE ROSA	25.736
18	9 D. SCHMITTER	2.288	18	9 D. SCHMITTER	20.610	18	9 D. SCHMITTER	17.816	18	9 D. SCHMITTER	20.302	18	4 G. VIZZIELLO	26.081
19	56 P. SEBESTYÉN	2.310	19	119 P. SZKOPEK	20.709	19	119 P. SZKOPEK	17.894	19	56 P. SEBESTYÉN	20.309	19	9 D. SCHMITTER	26.084
20	4 G. VIZZIELLO	2.317	20	56 P. SEBESTYÉN	20.857	20	61 F. MENGHI	17.986	20	4 G. VIZZIELLO	20.408	20	119 P. SZKOPEK	26.227
21	61 F. MENGHI	2.318	21	4 G. VIZZIELLO	20.924	21	4 G. VIZZIELLO	18.064	21	119 P. SZKOPEK	20.412	21	11 S. AL SULAITI	26.235
22	11 S. AL SULAITI	2.320	22	11 S. AL SULAITI	20.938	22	56 P. SEBESTYÉN	18.108	22	11 S. AL SULAITI	20.476	22	56 P. SEBESTYÉN	26.268
23	119 P. SZKOPEK	2.340	23	61 F. MENGHI	20.978	23	11 S. AL SULAITI	18.161	23	61 F. MENGHI	20.508	23	61 F. MENGHI	26.422

08/07/2016

These data/results cannot be reproduced, stored and/or transmitted in whole or in part by any manner of electronic, mechanical, photocopying, recording, broadcasting or otherwise now known or herein after developed without the previous express consent by the copyright owner, except for reproduction in daily press and regular printed publications on sale to the public within 60 days of the event related to those data/results and always provided that copyright symbol appears together as follows below.

© DORNA WSBK ORGANIZATION Srl 2016



US Round, 8-9-10 July 2016

World Superbike - Ideal Times Free Practice 1st Session

Mazda Raceway 3.610 m

1 / 1

No.	Rider	Nat	Bike	Seg. 1 Diff. 1	Seg. 2 Diff. 2	Seg. 3 Diff. 3	Seg. 4 Diff. 4	Seg. 5 Diff. 5	Ideal Time Best Lap	Pos.	Diff.
1	7 C. DAVIES	GBR	Ducati Panigale R	2.214 0.013	19.690 0.129	17.391 0.071	19.239 0.035	25.111 0.078	1'23.645 1'23.971	3	0.326
2	1 J. REA	GBR	Kawasaki ZX-10R	2.192 0.018	19.857	17.353	19.346 0.095	25.124	1'23.872 1'23.985	4	0.113
3	22 A. LOWES	GBR	Yamaha YZF R1	2.189 0.022	19.872	17.351	19.405	25.073	1'23.890 1'23.912	2	0.022
4	60 M. VAN DER MARK	NED	Honda CBR1000RR SP	2.221 0.029	19.875 0.101	17.439	19.492	25.160	1'24.187 1'24.317	5	0.130
5	34 D. GIUGLIANO	ITA	Ducati Panigale R	2.210 0.026	19.900 0.420	17.497 0.118	19.349 0.090	25.257	1'24.213 1'24.867	10	0.654
6	81 J. TORRES	ESP	BMW S1000 RR	2.220 0.049	20.011 0.305	17.430	19.497 0.088	25.229	1'24.387 1'24.829	9	0.442
7	69 N. HAYDEN	USA	Honda CBR1000RR SP	2.221 0.007	19.978 0.156	17.541 0.048	19.595 0.109	25.090	1'24.425 1'24.745	6	0.320
8	59 N. CANEPA	ITA	Yamaha YZF R1	2.244 0.019	20.056 0.011	17.543 0.074	19.492 0.222	25.153	1'24.488 1'24.814	8	0.326
9	12 X. FORÉS	ESP	Ducati Panigale R	2.250 0.016	20.188 0.050	17.464	19.509	25.252 0.061	1'24.663 1'24.790	7	0.127
10	66 T. SYKES	GBR	Kawasaki ZX-10R	2.186 0.041	20.050	17.649 0.223	19.537 0.016	25.264	1'24.686 1'24.966	11	0.280
11	15 A. DE ANGELIS	RSM	Aprilia RSV4 RF	2.168 0.042	20.142 0.092	17.462 0.098	19.566 0.100	25.431	1'24.769 1'25.101	13	0.332
12	32 L. SAVADORI	ITA	Aprilia RSV4 RF	2.190	20.265	17.529 0.060	19.473	25.360 0.101	1'24.817 1'24.978	12	0.161
13	40 R. RAMOS	ESP	Kawasaki ZX-10R	2.249 0.024	20.294 0.066	17.677 0.029	19.685	25.568	1'25.473 1'25.592	14	0.119
14	13 A. WEST	AUS	Kawasaki ZX-10R	2.249 0.002	20.184 0.171	17.672 0.003	19.924 0.002	25.531 0.056	1'25.560 1'25.794	16	0.234
15	25 J. BROOKES	AUS	BMW S1000 RR	2.234 0.020	20.502 0.230	17.620 0.126	19.609	25.643 0.092	1'25.608 1'26.076	17	0.468
16	17 K. ABRAHAM	CZE	BMW S1000 RR	2.230 0.035	20.568	17.739	19.646	25.516	1'25.699 1'25.734	15	0.035
17	35 R. DE ROSA	ITA	BMW S1000 RR	2.254 0.025	20.477	17.643 0.100	19.919 0.197	25.736 0.108	1'26.029 1'26.459	18	0.430
18	9 D. SCHMITTER	SUI	Kawasaki ZX-10R	2.288 0.025	20.610 0.297	17.816	20.302 0.232	26.084	1'27.100 1'27.654	19	0.554
19	119 P. SZKOPEK	POL	Yamaha YZF R1	2.340 0.022	20.709	17.894 0.241	20.412 0.125	26.227	1'27.582 1'27.970	20	0.388
20	4 G. VIZZIELLO	ITA	Kawasaki ZX-10R	2.317 0.065	20.924 0.338	18.064	20.408	26.081 0.108	1'27.794 1'28.305	23	0.511
21	56 P. SEBESTYÉN	HUN	Yamaha YZF R1	2.310 0.049	20.857 0.121	18.108 0.171	20.309 0.034	26.268	1'27.852 1'28.227	22	0.375
22	11 S. AL SULAITI	QAT	Kawasaki ZX-10R	2.320 0.007	20.938 0.145	18.161 0.022	20.476 0.006	26.235 0.110	1'28.130 1'28.420	24	0.290
23	61 F. MENGHI	ITA	Ducati Panigale R	2.318	20.978	17.986 0.001	20.508	26.422	1'28.212 1'28.213	21	0.001
Overall Ideal Time				2.168	19.690	17.351	19.239	25.073	1'23.521		

08/07/2016

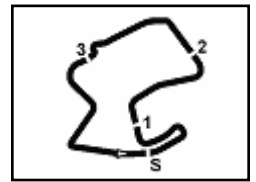
These data/results cannot be reproduced, stored and/or transmitted in whole or in part by any manner of electronic, mechanical, photocopying, recording, broadcasting or otherwise now known or herein after developed without the previous express consent by the copyright owner, except for reproduction in daily press and regular printed publications on sale to the public within 60 days of the event related to those data/results and always provided that copyright symbol appears together as follows below.
© DORNA WSBK ORGANIZATION Srl 2016

PIRELLI PERGOIA TUNING





6 WorldSBK 102/09



US Round, 8-9-10 July 2016 World Superbike - Chronological Analysis Free Practice 1st Session

Mazda Raceway 3.610 m

2 / 5

Table with columns: Row, Lap, Seg. 1, Seg. 2, Seg. 3, Seg. 4, Seg. 5, Lap Time, km/h, Local Time. Row 10: 2.331, 20.830, 17.784, 19.766, 25.391, 1'26.102, 223.2, 10:41'44.312

Table with columns: Row, Lap, Seg. 1, Seg. 2, Seg. 3, Seg. 4, Seg. 5, Lap Time, km/h, Local Time. Row 1: 19.777, 21.652, 26.876, 1'51.383 P, 10:15'30.283

7° 59 N. CANEPA (1'24.814)

Table for rider 59 N. CANEPA with columns: Lap, Seg. 1, Seg. 2, Seg. 3, Seg. 4, Seg. 5, Lap Time, km/h, Local Time. Row 1: 20.390, 22.399, 27.254, 1'54.468 P, 10:15'23.179

10° 66 T. SYKES (1'24.966)

Table for rider 66 T. SYKES with columns: Lap, Seg. 1, Seg. 2, Seg. 3, Seg. 4, Seg. 5, Lap Time, km/h, Local Time. Row 1: 20.734, 22.099, 26.220, 1'51.247 P, 10:16'21.535

8° 81 J. TORRES (1'24.829)

Table for rider 81 J. TORRES with columns: Lap, Seg. 1, Seg. 2, Seg. 3, Seg. 4, Seg. 5, Lap Time, km/h, Local Time. Row 1: 21.684, 23.363, 27.063, 1'56.842 P, 10:15'30.811

11° 32 L. SAVADORI (1'24.978)

Table for rider 32 L. SAVADORI with columns: Lap, Seg. 1, Seg. 2, Seg. 3, Seg. 4, Seg. 5, Lap Time, km/h, Local Time. Row 1: 20.594, 22.470, 28.220, 1'54.819 P, 10:15'07.944

9° 34 D. GIUGLIANO (1'24.867)

Table for rider 34 D. GIUGLIANO with columns: Lap, Seg. 1, Seg. 2, Seg. 3, Seg. 4, Seg. 5, Lap Time, km/h, Local Time. Row 1: 17.430, 19.585, 25.229, 1'24.829, 244.7, 11:33'16.327

P = Pits In/Out - C = Lap-Time Cancelled

These data/results cannot be reproduced, stored and/or transmitted in whole or in part by any manner of electronic, mechanical, photocopying, recording, broadcasting information or otherwise now known or herein after developed without the previous express consent by the copyright owner, except for reproduction in daily press and regular printed publications on sale to the public within 60 days of the event related to those data/results and always provided that copyright symbol appears together as follows below.

© DORNA WSBK ORGANIZATION Srl 2016

PIRELLI PEROGIA TIMING

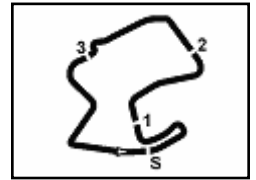


Official Tyre Supplier



SWISS WATCHES SINCE 1853

Official Timekeeper



US Round, 8-9-10 July 2016

World Superbike - Chronological Analysis Free Practice 1st Session

Mazda Raceway 3.610 m

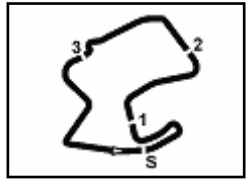
5 / 5

1		21.509	23.791	2'49.652	4'21.316 P			10:16'12.293
2		20.061	22.746	27.871	1'51.687 P			10:20'33.609
3	2.682	23.187	19.607	23.098	27.354	1'35.928	201.0	10:22'25.296
4	2.642	22.510	19.507	22.290	27.802	1'34.751	205.2	10:24'01.224
5	2.643	22.872	19.465	22.161	27.487	1'34.628	203.7	10:27'10.603
6	2.659	22.474	19.504	21.686	27.611	1'33.934	199.9	10:28'44.537
7	2.659	22.629	22.254	21.916	27.163	1'36.621	203.3	10:30'21.158
8	2.647	21.859	19.339	21.651	27.173	1'32.669	202.1	10:31'53.827
9	2.652	22.141	19.606	21.682	27.143	1'33.224	203.3	10:33'27.051
10	2.627	21.836	19.505	21.846	27.377	1'33.191	205.6	10:35'00.242
11	2.614	22.456	20.063	21.637	3'30.884	4'37.654 P	208.4	10:39'37.896
12			18.716	20.904	26.775	1'50.408 P		10:41'28.304
13	2.436	21.359	18.284	20.719	26.376	1'29.174	217.8	10:42'57.478
14	2.423	21.524	18.507	20.881	26.533	1'29.868	219.5	10:44'27.346
15	2.482	21.605	18.630	20.924	26.808	1'30.449	215.6	10:45'57.795
16	2.367	21.446	18.716	21.090	27.160	1'30.779	229.0	10:47'28.574
17	2.351	21.278	18.463	20.675	26.804	1'29.571	228.5	10:48'58.145
18	2.394	25.955	21.445	22.300	7'12.797	8'24.891 P	226.0	10:57'23.036
19			18.768	21.288	26.496	1'49.490 P		10:59'12.526
20	2.320	21.260	18.202	20.737	26.391	1'28.910	238.1	11:00'41.436
21	2.327	21.083	18.183	20.482	26.345	1'28.420	232.9	11:02'09.856
22	2.320	20.968	18.502	20.541	26.317	1'28.648	234.0	11:03'38.504
23	2.322	21.272	18.284	20.887	27.130	1'29.895	235.5	11:05'08.399
24	2.339	20.938	18.571	20.899	26.726	1'29.473	235.0	11:06'37.872
25	2.348	21.114	18.306	20.612	26.517	1'28.897	229.4	11:08'06.769
26	2.339	21.110	18.319	20.476	26.333	1'28.577	232.9	11:09'35.346
27	2.331	23.545	22.325	21.087	28.884	1'38.172 C	230.9	11:11'13.518
28	2.579	26.673	23.121	24.341	17'43.653	19'00.367 P	210.5	11:30'13.885
29			19.113	21.555	26.764	1'54.605 P		11:32'08.490
30	2.342	21.017	18.161	20.666	26.235	1'28.421	229.9	11:33'36.911

P = Pits In/Out - C = Lap-Time Cancelled

These data/results cannot be reproduced, stored and/or transmitted in whole or in part by any manner of electronic, mechanical, photocopying, recording, broadcasting or otherwise now known or herein after developed without the previous express consent by the copyright owner, except for reproduction in daily press and regular printed publications on sale to the public within 60 days of the event related to those data/results and always provided that copyright symbol appears together as follows below.

© DORNA WSBK ORGANIZATION Srl 2016

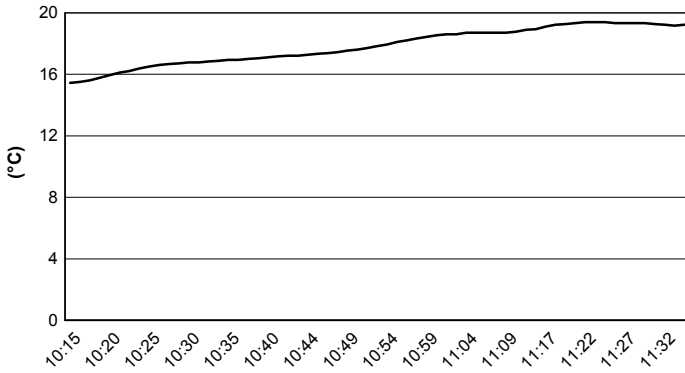


Mazda Raceway 3.610 m

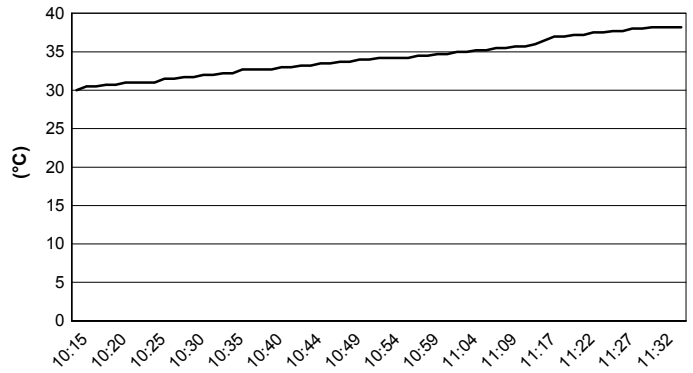
US Round, 8-9-10 July 2016 World Superbike - Weather Report Free Practice 1st Session

Session started 10:15 Session ended 11:35

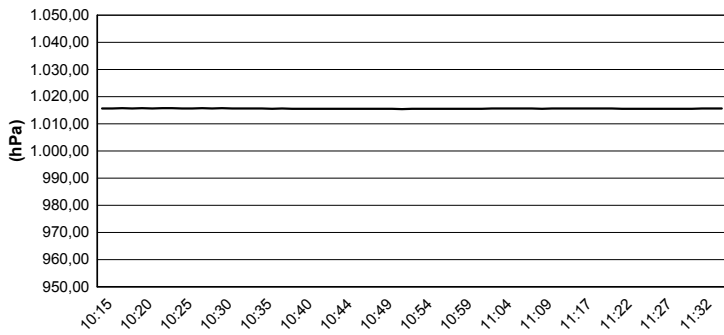
Air Temperature



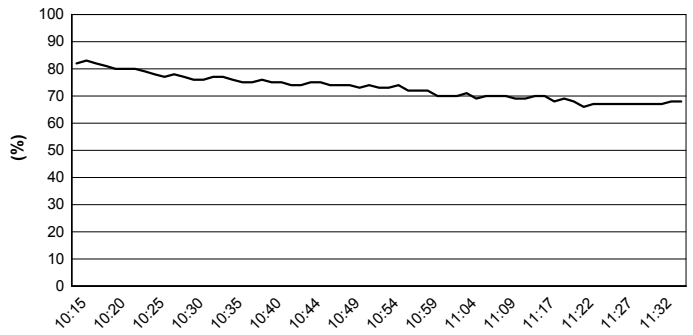
Track Temperature



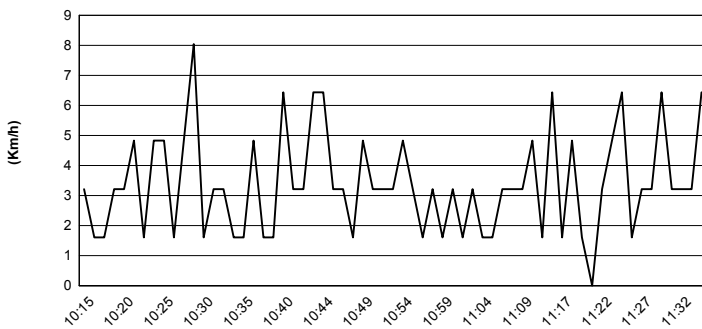
Air Pressure



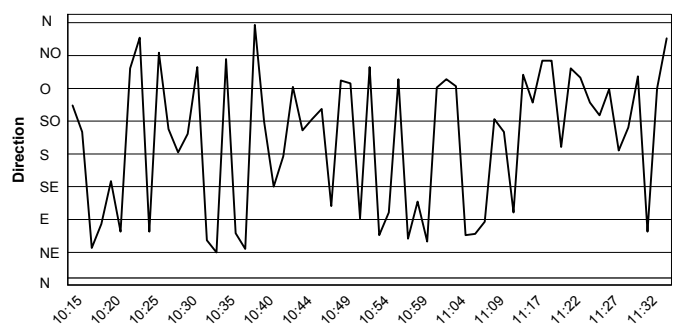
Humidity



Wind Speed



Wind Direction



These data/results cannot be reproduced, stored and/or transmitted in whole or in part by any manner of electronic, mechanical, photocopying, recording, broadcasting or otherwise now known or herein after developed without the previous express consent by the copyright owner, except for reproduction in daily press and regular printed publications on sale to the public within 60 days of the event related to those data/results and always provided that copyright symbol appears together as follows below.
© DORNA WSBK ORGANIZATION Srl 2016