

Mazda Raceway 3.610 m

## US Round, 8-9-10 July 2016

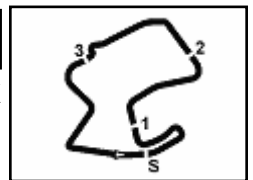
### World Superbike - Free Practices Combined Results

No.	Rider	Nat	Team	Bike	FP1	FP2	Time	Gap	Rel.	Avg	Laps
1	<b>7 C. DAVIES</b>	GBR	Aruba.it Racing - Ducati	Ducati Panigale R	1'23.971	<b>1'23.622</b>	<b>1'23.622</b>			155,414	54
2	<b>1 J. REA</b>	GBR	Kawasaki Racing Team	Kawasaki ZX-10R	1'23.985	<b>1'23.696</b>	<b>1'23.696</b>	0.074	0.074	155,276	54
3	<b>69 N. HAYDEN</b>	USA	Honda World Superbike Team	Honda CBR1000RR SP	1'24.745	<b>1'23.866</b>	<b>1'23.866</b>	0.244	0.170	154,961	52
4	<b>66 T. SYKES</b>	GBR	Kawasaki Racing Team	Kawasaki ZX-10R	1'24.966	<b>1'23.891</b>	<b>1'23.891</b>	0.269	0.025	154,915	55
5	<b>22 A. LOWES</b>	GBR	Pata Yamaha Official WorldSBK Team	Yamaha YZF R1	<b>1'23.912</b>	1'24.333	<b>1'23.912</b>	0.290	0.021	154,877	32
6	<b>34 D. GIUGLIANO</b>	ITA	Aruba.it Racing - Ducati	Ducati Panigale R	1'24.867	<b>1'23.978</b>	<b>1'23.978</b>	0.356	0.066	154,755	46
7	<b>81 J. TORRES</b>	ESP	Althea BMW Racing Team	BMW S1000 RR	1'24.829	<b>1'24.022</b>	<b>1'24.022</b>	0.400	0.044	154,674	48
8	<b>32 L. SAVADORI</b>	ITA	IodaRacing Team	Aprilia RSV4 RF	1'24.978	<b>1'24.106</b>	<b>1'24.106</b>	0.484	0.084	154,519	53
9	<b>12 X. FORÉS</b>	ESP	Barni Racing Team	Ducati Panigale R	1'24.790	<b>1'24.130</b>	<b>1'24.130</b>	0.508	0.024	154,475	48
10	<b>59 N. CANEPA</b>	ITA	Pata Yamaha Official WorldSBK Team	Yamaha YZF R1	1'24.814	<b>1'24.310</b>	<b>1'24.310</b>	0.688	0.180	154,145	52
11	<b>60 M. VAN DER MARK</b>	NED	Honda World Superbike Team	Honda CBR1000RR SP	<b>1'24.317</b>	1'24.561	<b>1'24.317</b>	0.695	0.007	154,133	55
12	<b>15 A. DE ANGELIS</b>	RSM	IodaRacing Team	Aprilia RSV4 RF	1'25.101	<b>1'24.333</b>	<b>1'24.333</b>	0.711	0.016	154,103	52
13	<b>2 L. CAMIER</b>	GBR	MV Agusta Reparto Corse	MV Agusta 1000 F4		<b>1'24.504</b>	<b>1'24.504</b>	0.882	0.171	153,792	23
14	<b>17 K. ABRAHAM</b>	CZE	Milwaukee BMW	BMW S1000 RR	1'25.734	<b>1'25.066</b>	<b>1'25.066</b>	1.444	0.562	152,775	52
15	<b>35 R. DE ROSA</b>	ITA	Althea BMW Racing Team	BMW S1000 RR	1'26.459	<b>1'25.210</b>	<b>1'25.210</b>	1.588	0.144	152,517	52
16	<b>13 A. WEST</b>	AUS	Pedercini Racing	Kawasaki ZX-10R	1'25.794	<b>1'25.212</b>	<b>1'25.212</b>	1.590	0.002	152,514	46
17	<b>25 J. BROOKES</b>	AUS	Milwaukee BMW	BMW S1000 RR	1'26.076	<b>1'25.246</b>	<b>1'25.246</b>	1.624	0.034	152,453	53
18	<b>40 R. RAMOS</b>	ESP	Team GoEleven	Kawasaki ZX-10R	1'25.592	<b>1'25.269</b>	<b>1'25.269</b>	1.647	0.023	152,412	50
19	<b>9 D. SCHMITTER</b>	SUI	Grillini Racing Team	Kawasaki ZX-10R	1'27.654	<b>1'26.281</b>	<b>1'26.281</b>	2.659	1.012	150,624	58
20	<b>61 F. MENGHI</b>	ITA	VFT Racing	Ducati Panigale R	1'28.213	<b>1'27.193</b>	<b>1'27.193</b>	3.571	0.912	149,049	44
21	<b>11 S. AL SULAITI</b>	QAT	Pedercini Racing	Kawasaki ZX-10R	1'28.420	<b>1'27.501</b>	<b>1'27.501</b>	3.879	0.308	148,524	57
22	<b>119 P. SZKOPEK</b>	POL	Team Tóth	Yamaha YZF R1	1'27.970	<b>1'27.548</b>	<b>1'27.548</b>	3.926	0.047	148,444	34
23	<b>56 P. SEBESTYÉN</b>	HUN	Team Tóth	Yamaha YZF R1	<b>1'28.227</b>		<b>1'28.227</b>	4.605	0.679	147,302	22
24	<b>4 G. VIZZIELLO</b>	ITA	Grillini Racing Team	Kawasaki ZX-10R	<b>1'28.305</b>		<b>1'28.305</b>	4.683	0.078	147,172	20

These data/results cannot be reproduced, stored and/or transmitted in whole or in part by any manner of electronic, mechanical, photocopying, recording, broadcasting or otherwise now known or herein after developed without the previous express consent by the copyright owner, except for reproduction in daily press and regular printed publications on sale to the public within 60 days of the event related to those data/results and always provided that copyright symbol appears together as follows below.

© DORNA WSBK ORGANIZATION Srl 2016

08/07/2016



Mazda Raceway 3.610 m

1 / 2

## US Round, 8-9-10 July 2016

### World Superbike - Results Free Practice 2nd Session

No.	Rider	Nat	Team	Bike	Time	Gap	Rel.	Laps	Speed	
									Avg	Max
1	7 C. DAVIES	GBR	Aruba.it Racing - Ducati	Ducati Panigale R	<b>1'23.622</b>			28	155,414	<b>254,6</b>
2	1 J. REA	GBR	Kawasaki Racing Team	Kawasaki ZX-10R	<b>1'23.696</b>	0.074	0.074	28	155,276	<b>257,0</b>
3	69 N. HAYDEN	USA	Honda World Superbike Team	Honda CBR1000RR SP	<b>1'23.866</b>	0.244	0.170	26	154,961	<b>256,4</b>
4	66 T. SYKES	GBR	Kawasaki Racing Team	Kawasaki ZX-10R	<b>1'23.891</b>	0.269	0.025	29	154,915	<b>259,5</b>
5	34 D. GIUGLIANO	ITA	Aruba.it Racing - Ducati	Ducati Panigale R	<b>1'23.978</b>	0.356	0.087	24	154,755	<b>253,4</b>
6	81 J. TORRES	ESP	Althea BMW Racing Team	BMW S1000 RR	<b>1'24.022</b>	0.400	0.044	21	154,674	<b>249,2</b>
7	32 L. SAVADORI	ITA	IodaRacing Team	Aprilia RSV4 RF	<b>1'24.106</b>	0.484	0.084	25	154,519	<b>251,6</b>
8	12 X. FORÉS	ESP	Barni Racing Team	Ducati Panigale R	<b>1'24.130</b>	0.508	0.024	23	154,475	<b>244,1</b>
9	59 N. CANEPA	ITA	Pata Yamaha Official WorldSBK Team	Yamaha YZF R1	<b>1'24.310</b>	0.688	0.180	27	154,145	<b>248,1</b>
10	22 A. LOWES	GBR	Pata Yamaha Official WorldSBK Team	Yamaha YZF R1	<b>1'24.333</b>	0.711	0.023	11	154,103	<b>252,2</b>
11	15 A. DE ANGELIS	RSM	IodaRacing Team	Aprilia RSV4 RF	<b>1'24.333</b>	0.711	0.000	25	154,103	<b>254,6</b>
12	2 L. CAMIER	GBR	MV Agusta Reparto Corse	MV Agusta 1000 F4	<b>1'24.504</b>	0.882	0.171	23	153,792	<b>248,1</b>
13	60 M. VAN DER MARK	NED	Honda World Superbike Team	Honda CBR1000RR SP	<b>1'24.561</b>	0.939	0.057	29	153,688	<b>249,8</b>
14	17 K. ABRAHAM	CZE	Milwaukee BMW	BMW S1000 RR	<b>1'25.066</b>	1.444	0.505	28	152,775	<b>251,6</b>
15	35 R. DE ROSA	ITA	Althea BMW Racing Team	BMW S1000 RR	<b>1'25.210</b>	1.588	0.144	28	152,517	<b>247,5</b>
16	13 A. WEST	AUS	Pedercini Racing	Kawasaki ZX-10R	<b>1'25.212</b>	1.590	0.002	24	152,514	<b>247,5</b>
17	25 J. BROOKES	AUS	Milwaukee BMW	BMW S1000 RR	<b>1'25.246</b>	1.624	0.034	24	152,453	<b>248,1</b>
18	40 R. RAMOS	ESP	Team GoEleven	Kawasaki ZX-10R	<b>1'25.269</b>	1.647	0.023	26	152,412	<b>249,8</b>
19	9 D. SCHMITTER	SUI	Grillini Racing Team	Kawasaki ZX-10R	<b>1'26.281</b>	2.659	1.012	27	150,624	<b>244,7</b>
20	61 F. MENGHI	ITA	VFT Racing	Ducati Panigale R	<b>1'27.193</b>	3.571	0.912	22	149,049	<b>244,7</b>
21	11 S. AL SULAITI	QAT	Pedercini Racing	Kawasaki ZX-10R	<b>1'27.501</b>	3.879	0.308	27	148,524	<b>238,1</b>
22	119 P. SZKOPEK	POL	Team Tóth	Yamaha YZF R1	<b>1'27.548</b>	3.926	0.047	13	148,444	<b>242,4</b>
23	4 G. VIZZIELLO	ITA	Grillini Racing Team	Kawasaki ZX-10R				1		<b>231,9</b>
24	56 P. SEBESTYÉN	HUN	Team Tóth	Yamaha YZF R1				0		

AIR	Humidity:	64%	Temp:	20°C
TRACK	Condition:	Dry	Temp:	44°C

Lap Record:	2014 T.Sykes	1'21.811	158,850	Km/h
Best Lap	2014 D.Giugliano	1'23.403	155,820	Km/h

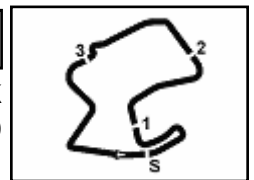
These data/results cannot be reproduced, stored and/or transmitted in whole or in part by any manner of electronic, mechanical, photocopying, recording, broadcasting or otherwise now known or herein after developed without the previous express consent by the copyright owner, except for reproduction in daily press and regular printed publications on sale to the public within 60 days of the event related to those data/results and always provided that copyright symbol appears together as follows below.

© DORNA WSBK ORGANIZATION Srl 2016

08/07/2016	Start	End	The results are provisional until the end of the time limit for protests and appeals and the completion of the technical checks.
	13:30	14:31	

FCR PERDORA TIMING





## US Round, 8-9-10 July 2016

### World Superbike - Results Free Practice 2nd Session

#### Session Highlights

13.30.02		Start
13.33.27		Pit Intervention Time: 78sec
13.34.15	Vizziello	Technical Problem - Pit In
13.41.35	Savadori	Crashed - Rider OK - Turn 8
13.42.15	Savadori	Re-joined
13.42.33	Savadori	Technical Problem - Turn 9
13.43.14	Savadori	Re-joined
13.50.49	Szkopek	Crashed - Turn 8
13.51.24	Szkopek	Re-joined
13.52.05	Lowes	Crashed - Turn 3
14.16.53	Szkopek	Crashed - Turn 3
14.27.33	Canepa	On the Gravel - Re-Joined - Turn 5
14.31.56		End Of Session

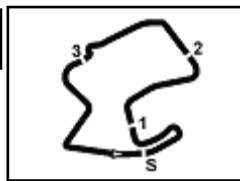
#### Fastest Laps Sequence

No.	Rider	Nat	Team	Bike	Local Time	Time	Gap	Avg
60	M. VAN DER MARK	NED	Honda World Superbike Team	Honda CBR1000RR SP	13:31'46.466	<b>1'47.949</b>		120,390
25	J. BROOKES	AUS	Milwaukee BMW	BMW S1000 RR	13:31'46.705	<b>1'46.449</b>	-1.500	122,087
7	C. DAVIES	GBR	Aruba.it Racing - Ducati	Ducati Panigale R	13:32'27.851	<b>1'46.377</b>	-0.072	122,169
60	M. VAN DER MARK	NED	Honda World Superbike Team	Honda CBR1000RR SP	13:33'11.753	<b>1'25.287</b>	-21.090	152,380
32	L. SAVADORI	ITA	IodaRacing Team	Aprilia RSV4 RF	13:33'13.861	<b>1'25.202</b>	-0.085	152,532
22	A. LOWES	GBR	Pata Yamaha Official WorldSBK Team	Yamaha YZF R1	13:33'40.459	<b>1'24.962</b>	-0.240	152,963
7	C. DAVIES	GBR	Aruba.it Racing - Ducati	Ducati Panigale R	13:33'52.561	<b>1'24.710</b>	-0.252	153,418
66	T. SYKES	GBR	Kawasaki Racing Team	Kawasaki ZX-10R	13:34'16.107	<b>1'24.562</b>	-0.148	153,686
69	N. HAYDEN	USA	Honda World Superbike Team	Honda CBR1000RR SP	13:35'00.485	<b>1'24.519</b>	-0.043	153,764
7	C. DAVIES	GBR	Aruba.it Racing - Ducati	Ducati Panigale R	13:35'16.326	<b>1'23.765</b>	-0.754	155,148
1	J. REA	GBR	Kawasaki Racing Team	Kawasaki ZX-10R	14:11'53.199	<b>1'23.696</b>	-0.069	155,276
7	C. DAVIES	GBR	Aruba.it Racing - Ducati	Ducati Panigale R	14:23'04.054	<b>1'23.622</b>	-0.074	155,414

These data/results cannot be reproduced, stored and/or transmitted in whole or in part by any manner of electronic, mechanical, photocopying, recording, broadcasting or otherwise now known or herein after developed without the previous express consent by the copyright owner, except for reproduction in daily press and regular printed publications on sale to the public within 60 days of the event related to those data/results and always provided that copyright symbol appears together as follows below.

© DORNA WSBK ORGANIZATION Srl 2016

Start	End	The results are provisional until the end of the time limit for protests and appeals
08/07/2016 13:30	14:31	and the completion of the technical checks.



## US Round, 8-9-10 July 2016

### World Superbike - Best Sector & Speed Free Practice 2nd Session

Mazda Raceway 3.610 m

#### Best Lap

1	7 C. DAVIES	Ducati Panigale R	1'23.622
2	1 J. REA	Kawasaki ZX-10R	1'23.696
3	69 N. HAYDEN	Honda CBR1000RR SP	1'23.866
4	66 T. SYKES	Kawasaki ZX-10R	1'23.891
5	34 D. GIUGLIANO	Ducati Panigale R	1'23.978
6	81 J. TORRES	BMW S1000 RR	1'24.022
7	32 L. SAVADORI	Aorilia RSV4 RF	1'24.106
8	12 X. FORÉS	Ducati Panigale R	1'24.130
9	59 N. CANEPA	Yamaha YZF R1	1'24.310
10	22 A. LOWES	Yamaha YZF R1	1'24.333
11	15 A. DE ANGELIS	Aorilia RSV4 RF	1'24.333
12	2 L. CAMIER	MV Agusta 1000 F4	1'24.504
13	60 M. VAN DER MARK	Honda CBR1000RR SP	1'24.561
14	17 K. ABRAHAM	BMW S1000 RR	1'25.066
15	35 R. DE ROSA	BMW S1000 RR	1'25.210
16	13 A. WEST	Kawasaki ZX-10R	1'25.212
17	25 J. BROOKES	BMW S1000 RR	1'25.246
18	40 R. RAMOS	Kawasaki ZX-10R	1'25.269
19	9 D. SCHMITTER	Kawasaki ZX-10R	1'26.281
20	61 F. MENGHI	Ducati Panigale R	1'27.193
21	11 S. AL SULAITI	Kawasaki ZX-10R	1'27.501
22	119 P. SZKOPEK	Yamaha YZF R1	1'27.548
23	56 P. SEBESTYEN	Yamaha YZF R1	
24	4 G. VIZZIELLO	Kawasaki ZX-10R	

#### Best Sector & Speed

1	66 T. SYKES	Kawasaki ZX-10R	259.5
2	1 J. REA	Kawasaki ZX-10R	257.0
3	69 N. HAYDEN	Honda CBR1000RR SP	256.4
4	15 A. DE ANGELIS	Aorilia RSV4 RF	254.6
5	7 C. DAVIES	Ducati Panigale R	254.6
6	34 D. GIUGLIANO	Ducati Panigale R	253.4
7	22 A. LOWES	Yamaha YZF R1	252.2
8	32 L. SAVADORI	Aorilia RSV4 RF	251.6
9	17 K. ABRAHAM	BMW S1000 RR	251.6
10	40 R. RAMOS	Kawasaki ZX-10R	249.8
11	60 M. VAN DER MARK	Honda CBR1000RR SP	249.8
12	81 J. TORRES	BMW S1000 RR	249.2
13	59 N. CANEPA	Yamaha YZF R1	248.1
14	2 L. CAMIER	MV Agusta 1000 F4	248.1
15	25 J. BROOKES	BMW S1000 RR	248.1
16	13 A. WEST	Kawasaki ZX-10R	247.5
17	35 R. DE ROSA	BMW S1000 RR	247.5
18	61 F. MENGHI	Ducati Panigale R	244.7
19	9 D. SCHMITTER	Kawasaki ZX-10R	244.7
20	12 X. FORÉS	Ducati Panigale R	244.1
21	119 P. SZKOPEK	Yamaha YZF R1	242.4
22	11 S. AL SULAITI	Kawasaki ZX-10R	238.1
23	4 G. VIZZIELLO	Kawasaki ZX-10R	231.9

Seg. 1		Seg. 2		Seg. 3		Seg. 4		Seg. 5						
1	69 N. HAYDEN	2.169	1	34 D. GIUGLIANO	19.767	1	34 D. GIUGLIANO	17.307	1	1 J. REA	19.124	1	66 T. SYKES	24.913
2	66 T. SYKES	2.171	2	7 C. DAVIES	19.771	2	81 J. TORRES	17.344	2	66 T. SYKES	19.219	2	1 J. REA	24.961
3	15 A. DE ANGELIS	2.175	3	69 N. HAYDEN	19.809	3	12 X. FORÉS	17.362	3	7 C. DAVIES	19.221	3	7 C. DAVIES	25.015
4	32 L. SAVADORI	2.190	4	59 N. CANEPA	19.830	4	7 C. DAVIES	17.380	4	69 N. HAYDEN	19.279	4	60 M. VAN DER MAR	25.036
5	1 J. REA	2.193	5	22 A. LOWES	19.841	5	22 A. LOWES	17.389	5	32 L. SAVADORI	19.314	5	69 N. HAYDEN	25.036
6	22 A. LOWES	2.211	6	81 J. TORRES	19.860	6	69 N. HAYDEN	17.393	6	59 N. CANEPA	19.318	6	12 X. FORÉS	25.077
7	7 C. DAVIES	2.213	7	1 J. REA	19.861	7	66 T. SYKES	17.421	7	34 D. GIUGLIANO	19.333	7	34 D. GIUGLIANO	25.090
8	34 D. GIUGLIANO	2.214	8	66 T. SYKES	19.924	8	59 N. CANEPA	17.422	8	15 A. DE ANGELIS	19.349	8	81 J. TORRES	25.133
9	13 A. WEST	2.231	9	12 X. FORÉS	19.939	9	1 J. REA	17.431	9	12 X. FORÉS	19.391	9	15 A. DE ANGELIS	25.143
10	35 R. DE ROSA	2.231	10	2 L. CAMIER	19.950	10	32 L. SAVADORI	17.433	10	81 J. TORRES	19.401	10	32 L. SAVADORI	25.151
11	17 K. ABRAHAM	2.233	11	32 L. SAVADORI	19.978	11	15 A. DE ANGELIS	17.470	11	60 M. VAN DER MAR	19.420	11	59 N. CANEPA	25.174
12	12 X. FORÉS	2.234	12	60 M. VAN DER MAR	19.999	12	2 L. CAMIER	17.477	12	2 L. CAMIER	19.519	12	2 L. CAMIER	25.177
13	81 J. TORRES	2.236	13	40 R. RAMOS	20.080	13	35 R. DE ROSA	17.504	13	35 R. DE ROSA	19.529	13	22 A. LOWES	25.203
14	40 R. RAMOS	2.236	14	13 A. WEST	20.113	14	13 A. WEST	17.521	14	17 K. ABRAHAM	19.531	14	35 R. DE ROSA	25.314
15	60 M. VAN DER MAR	2.239	15	15 A. DE ANGELIS	20.166	15	25 J. BROOKES	17.545	15	25 J. BROOKES	19.591	15	13 A. WEST	25.381
16	25 J. BROOKES	2.240	16	35 R. DE ROSA	20.231	16	17 K. ABRAHAM	17.562	16	40 R. RAMOS	19.646	16	40 R. RAMOS	25.393
17	59 N. CANEPA	2.249	17	17 K. ABRAHAM	20.270	17	60 M. VAN DER MAR	17.568	17	22 A. LOWES	19.665	17	25 J. BROOKES	25.434
18	61 F. MENGHI	2.257	18	25 J. BROOKES	20.288	18	40 R. RAMOS	17.610	18	13 A. WEST	19.817	18	17 K. ABRAHAM	25.470
19	9 D. SCHMITTER	2.263	19	9 D. SCHMITTER	20.292	19	9 D. SCHMITTER	17.756	19	9 D. SCHMITTER	19.918	19	9 D. SCHMITTER	25.631
20	2 L. CAMIER	2.272	20	11 S. AL SULAITI	20.542	20	61 F. MENGHI	17.855	20	11 S. AL SULAITI	20.207	20	61 F. MENGHI	25.776
21	11 S. AL SULAITI	2.303	21	119 P. SZKOPEK	20.588	21	119 P. SZKOPEK	17.870	21	61 F. MENGHI	20.263	21	11 S. AL SULAITI	25.990
22	4 G. VIZZIELLO	2.316	22	61 F. MENGHI	20.687	22	11 S. AL SULAITI	17.962	22	119 P. SZKOPEK	20.377	22	119 P. SZKOPEK	26.055
23	119 P. SZKOPEK	2.316	23	4 G. VIZZIELLO	21.223	23	4 G. VIZZIELLO	18.526	23	4 G. VIZZIELLO	22.058	23	4 G. VIZZIELLO	28.153

08/07/2016

These data/results cannot be reproduced, stored and/or transmitted in whole or in part by any manner of electronic, mechanical, photocopying, recording, broadcasting or otherwise now known or herein after developed without the previous express consent by the copyright owner, except for reproduction in daily press and regular printed publications on sale to the public within 60 days of the event related to those data/results and always provided that copyright symbol appears together as follows below.

© DORNA WSBK ORGANIZATION Srl 2016

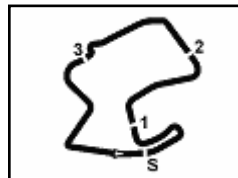
PIRELLI PERFORMING



Official Tyre Supplier



Official Timekeeper



Mazda Raceway 3.610 m

1 / 1

## US Round, 8-9-10 July 2016 World Superbike - Ideal Times Free Practice 2nd Session

No. Rider	Nat	Bike	Seg. 1 Diff. 1	Seg. 2 Diff. 2	Seg. 3 Diff. 3	Seg. 4 Diff. 4	Seg. 5 Diff. 5	Ideal Time Best Lap	Pos.	Diff.
1 1 J. REA	GBR	Kawasaki ZX-10R	2.193 0.018	19.861 0.013	17.431 0.018	<b>19.124</b>	24.961 0.077	<b>1'23.570</b> 1'23.696	4	0.126
2 7 C. DAVIES	GBR	Ducati Panigale R	2.213 0.017	19.771 0.002	17.380	19.221	25.015 0.003	<b>1'23.600</b> 1'23.622	3	0.022
3 66 T. SYKES	GBR	Kawasaki ZX-10R	2.171 0.018	19.924 0.018	17.421 0.035	19.219 0.172	<b>24.913</b>	<b>1'23.648</b> 1'23.891	6	0.243
4 69 N. HAYDEN	USA	Honda CBR1000RR SP	<b>2.169</b> 0.057	19.809	17.393	19.279 0.123	25.036	<b>1'23.686</b> 1'23.866	5	0.180
5 34 D. GIUGLIANO	ITA	Ducati Panigale R	2.214 0.008	<b>19.767</b> 0.211	<b>17.307</b>	19.333	25.090 0.048	<b>1'23.711</b> 1'23.978	7	0.267
6 81 J. TORRES	ESP	BMW S1000 RR	2.236 0.023	19.860	17.344	19.401	25.133 0.025	<b>1'23.974</b> 1'24.022	8	0.048
7 59 N. CANEPA	ITA	Yamaha YZF R1	2.249 0.021	19.830 0.047	17.422 0.100	19.318 0.149	25.174	<b>1'23.993</b> 1'24.310	11	0.317
8 12 X. FORÉS	ESP	Ducati Panigale R	2.234 0.024	19.939 0.070	17.362 0.006	19.391 0.022	25.077 0.005	<b>1'24.003</b> 1'24.130	10	0.127
9 32 L. SAVADORI	ITA	Aprilia RSV4 RF	2.190 0.040	19.978	17.433	19.314	25.151	<b>1'24.066</b> 1'24.106	9	0.040
10 60 M. VAN DER MARK	NED	Honda CBR1000RR SP	2.239 0.020	19.999 0.018	17.568 0.045	19.420 0.089	25.036 0.127	<b>1'24.262</b> 1'24.561	15	0.299
11 15 A. DE ANGELIS	RSM	Aprilia RSV4 RF	2.175 0.017	20.166 0.013	17.470	19.349	25.143	<b>1'24.303</b> 1'24.333	12	0.030
12 22 A. LOWES	GBR	Yamaha YZF R1	2.211 0.001	19.841	17.389	19.665 0.023	25.203	<b>1'24.309</b> 1'24.333	13	0.024
13 2 L. CAMIER	GBR	MV Agusta 1000 F4	2.272	19.950 0.051	17.477	19.519	25.177 0.058	<b>1'24.395</b> 1'24.504	14	0.109
14 35 R. DE ROSA	ITA	BMW S1000 RR	2.231 0.034	20.231 0.056	17.504 0.008	19.529 0.094	25.314 0.209	<b>1'24.809</b> 1'25.210	17	0.401
15 40 R. RAMOS	ESP	Kawasaki ZX-10R	2.236 0.019	20.080 0.115	17.610	19.646 0.170	25.393	<b>1'24.965</b> 1'25.269	20	0.304
16 13 A. WEST	AUS	Kawasaki ZX-10R	2.231 0.018	20.113 0.027	17.521 0.100	19.817	25.381 0.004	<b>1'25.063</b> 1'25.212	18	0.149
17 17 K. ABRAHAM	CZE	BMW S1000 RR	2.233	20.270	17.562	19.531	25.470	<b>1'25.066</b> 1'25.066	16	0.000
18 25 J. BROOKES	AUS	BMW S1000 RR	2.240 0.006	20.288 0.049	17.545 0.005	19.591 0.088	25.434	<b>1'25.098</b> 1'25.246	19	0.148
19 9 D. SCHMITTER	SUI	Kawasaki ZX-10R	2.263 0.008	20.292	17.756 0.071	19.918 0.238	25.631 0.104	<b>1'25.860</b> 1'26.281	21	0.421
20 61 F. MENGHI	ITA	Ducati Panigale R	2.257 0.016	20.687 0.188	17.855 0.031	20.263 0.120	25.776	<b>1'26.838</b> 1'27.193	22	0.355
21 11 S. AL SULAITI	QAT	Kawasaki ZX-10R	2.303 0.015	20.542 0.107	17.962 0.101	20.207 0.202	25.990 0.072	<b>1'27.004</b> 1'27.501	23	0.497
22 119 P. SZKOPEK	POL	Yamaha YZF R1	2.316 0.010	20.588	17.870 0.045	20.377 0.116	26.055 0.171	<b>1'27.206</b> 1'27.548	24	0.342
<b>Overall Ideal Time</b>			2.169	19.767	17.307	19.124	24.913	<b>1'23.280</b>		

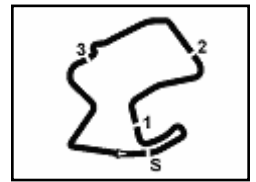
08/07/2016

These data/results cannot be reproduced, stored and/or transmitted in whole or in part by any manner of electronic, mechanical, photocopying, recording, broadcasting or otherwise now known or herein after developed without the previous express consent by the copyright owner, except for reproduction in daily press and regular printed publications on sale to the public within 60 days of the event related to those data/results and always provided that copyright symbol appears together as follows below.  
© DORNA WSBK ORGANIZATION Srl 2016

PIRELLI PERGOIA TUNING







## US Round, 8-9-10 July 2016

### World Superbike - Chronological Analysis Free Practice 2nd Session

Lap	Seg. 1	Seg. 2	Seg. 3	Seg. 4	Seg. 5	Lap Time	km/h	Local Time
1						13:36'44.578		
2	2.286	20.306	17.686	19.679	25.401	1'25.358	239.7	13:40'02.718
3	2.250	20.092	17.479	19.707	25.279	1'24.807	248.1	13:41'27.525
4	2.265	19.993	17.497	19.637	25.316	1'24.708	245.8	13:42'52.233
5	2.258	19.986	17.535	20.169	28.220	1'28.168	248.7	13:44'20.401
6	2.280	20.119	17.552	19.443	25.308	1'24.702	245.7	13:45'45.103
7	2.280	20.007	17.413	19.711	25.245	1'24.656	243.6	13:47'09.759
8	2.265	20.256	17.921	19.878	12'12.308	13'12.628 P	245.8	14:00'22.387
9			18.873	20.766	25.860	1'47.383 P		14:02'09.770
10	2.269	20.069	17.552	19.673	<b>25.133</b>	1'24.696	245.2	14:03'34.466
11	2.247	21.899	18.209	19.934	25.575	1'27.864	247.5	14:05'02.330
12	2.251	20.004	17.470	19.734	25.559	1'25.018	<b>248.7</b>	14:06'27.348
13	2.250	19.997	17.441	19.466	25.335	1'24.489	<b>249.2</b>	14:07'51.837
14	2.262	20.582	17.786	19.931	9'01.256	10'01.817 P	246.9	14:17'53.654
15		18.517	20.388	26.595	1'50.544 P			14:19'44.198
16	2.252	20.146	18.623	19.869	25.386	1'26.276	245.8	14:21'10.474
17	2.246	20.430	20.128	20.186	1'53.721	2'56.711 P	248.7	14:24'07.185
18			18.969	19.889	25.489	1'45.119 P		14:25'52.304
19	<b>2.236</b>	19.919	17.350	19.668	25.270	1'24.443	248.1	14:27'16.747
20	2.256	19.999	17.502	19.627	25.274	1'24.658	246.4	14:28'41.405
21	2.259	<b>19.860</b>	<b>17.344</b>	<b>19.401</b>	25.158	<b>1'24.022</b>	247.5	14:30'05.427

7°		32 L. SAVADORI (1'24.106)						
Lap	Seg. 1	Seg. 2	Seg. 3	Seg. 4	Seg. 5	Lap Time	km/h	Local Time
1						13:30'01.797		
2	2.231	20.397	18.955	21.227	25.597	1'46.862 P		13:31'48.659
3	2.214	20.173	17.501	19.652	25.227	1'24.767	247.5	13:33'13.861
4	2.213	20.224	17.684	20.595	25.356	1'26.072	243.0	13:34'38.628
5	2.220	20.192	17.519	19.814	25.286	1'25.031	244.7	13:37'29.731
6	2.227	20.279	17.645	19.617	25.434	1'25.202	244.1	13:38'54.933
7	2.228	20.201	17.581	19.558	25.416	1'24.984	242.4	13:40'19.917
8	2.207	20.239	17.623	1'09.925	9'07.272	10'57.266 P	248.1	13:51'17.183
9			28.322	21.325	29.247	2'03.701 P		13:53'20.884
10	2.228	20.500	17.748	19.604	25.456	1'25.536	244.7	13:54'46.420
11	2.217	20.215	17.623	19.770	25.481	1'25.306	244.1	13:56'11.726
12	2.207	20.345	17.667	19.673	25.589	1'25.481	245.2	13:57'37.207
13	2.240	20.350	17.832	19.541	25.660	1'25.623	237.6	13:59'02.830
14	2.233	20.283	17.553	19.682	25.530	1'25.281	241.4	14:00'28.111
15	2.264	23.503	19.104	21.536	12'56.153	14'02.560 P	230.4	14:14'30.671
16		29.561	20.239	25.648	2'26.457 P			14:16'57.128
17	2.230	<b>19.978</b>	<b>17.433</b>	<b>19.314</b>	<b>25.151</b>	<b>1'24.106</b>	243.0	14:18'21.234
18	2.203	20.072	17.463	19.718	26.078	1'25.534	247.5	14:19'46.768
19	2.212	20.202	17.482	19.763	25.260	1'24.919	245.8	14:21'11.687
20	<b>2.190</b>	20.112	18.979	22.584	37.575	1'41.440	<b>251.6</b>	14:22'53.127
21	2.211	20.289	17.563	19.434	25.206	1'24.703	247.5	14:24'17.830
22	2.207	20.169	17.495	19.473	25.270	1'24.614	246.4	14:25'42.444
23	2.208	20.159	17.569	19.608	25.550	1'25.094	245.8	14:27'07.538
24	2.220	24.240	19.403	21.603	29.870	1'37.336	240.8	14:28'44.874
25	2.202	20.182	17.512	19.451	25.422	1'24.769	250.4	14:30'09.643

8°		12 X. FORÉS (1'24.130)						
Lap	Seg. 1	Seg. 2	Seg. 3	Seg. 4	Seg. 5	Lap Time	km/h	Local Time
1						13:30'08.782		
2			21.851	23.298	46.571	2'15.799 P		13:32'24.581
3	2.294	20.272	17.554	19.825	25.373	1'25.318	231.9	13:35'35.797
4	2.259	20.046	17.417	19.736	<b>25.077</b>	1'24.535	240.3	13:37'00.332
5	2.244	<b>19.939</b>	<b>17.362</b>	19.519	25.137	1'24.201	241.9	13:38'24.533
6	2.256	20.176	17.414	19.511	25.343	1'24.700	239.2	13:39'49.233
7	2.264	20.123	17.596	20.755	26.791	1'27.529	238.7	13:41'16.762
8	2.258	20.148	17.531	19.826	25.392	1'25.155	241.4	13:42'41.917
9	2.257	20.270	17.516	19.756	25.416	1'25.215	242.4	13:44'07.132
10	2.276	22.341	18.917	23.670	6'42.283	7'49.487 P	236.5	13:51'56.619
11			19.175	19.999	25.579	1'48.940 P		13:53'45.559
12	2.282	20.190	17.510	<b>19.391</b>	25.211	1'24.584	236.0	13:55'10.143
13	2.256	20.016	17.406	19.587	25.147	1'24.412	240.3	13:56'34.555
14	2.265	20.087	17.473	19.655	25.188	1'24.668	239.2	13:57'59.223
15	2.261	28.298	22.086	19.829	25.378	1'37.852	242.4	13:59'37.075
16	2.245	20.054	17.448	19.597	25.312	1'24.656	<b>244.1</b>	14:01'01.731
17	2.264	28.329	21.323	20.495	20'08.628	21'21.039 P	238.7	14:22'22.770
18			19.099	19.990	25.489	1'49.205 P		14:24'11.975
19	2.253	20.111	17.460	19.777	25.131	1'24.732	239.7	14:25'36.707
20	2.243	19.965	17.438	20.059	25.115	1'24.820	241.4	14:27'01.527
21	2.258	20.009	17.368	19.413	25.082	<b>1'24.130</b>	240.3	14:28'25.657
22	<b>2.234</b>	20.138	17.369	19.582	25.275	1'24.598	241.9	14:29'50.255
23	2.258	20.111	17.448	19.530	25.148	1'24.495	240.8	14:31'14.750

P = Pits In/Out - C = Lap-Time Cancelled

These data/results cannot be reproduced, stored and/or transmitted in whole or in part by any manner of electronic, mechanical, photocopying, recording, broadcasting or otherwise now known or herein after developed without the previous express consent by the copyright owner, except for reproduction in daily press and regular printed publications on sale to the public within 60 days of the event related to those data/results and always provided that copyright symbol appears together as follows below.

© DORNA WSBK ORGANIZATION Srl 2016

FCR PEROGIA TIMING



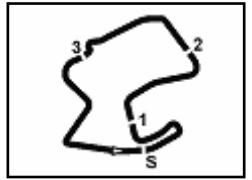
Official Tyre Supplier

Official Timekeeper







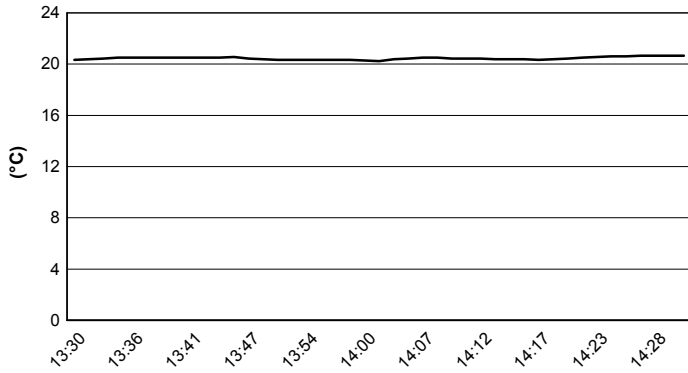


Mazda Raceway 3.610 m

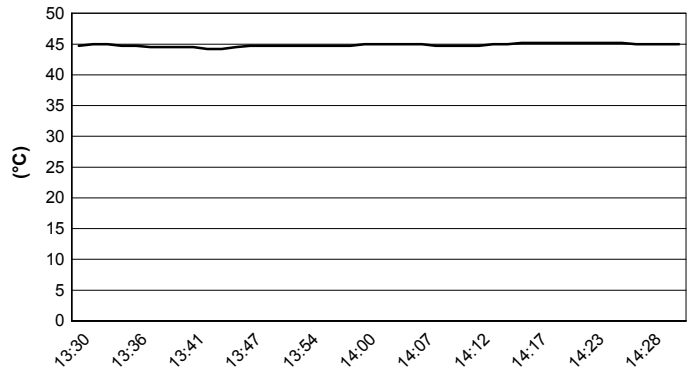
## US Round, 8-9-10 July 2016 World Superbike - Weather Report Free Practice 2nd Session

Session started 13:30      Session ended 14:31

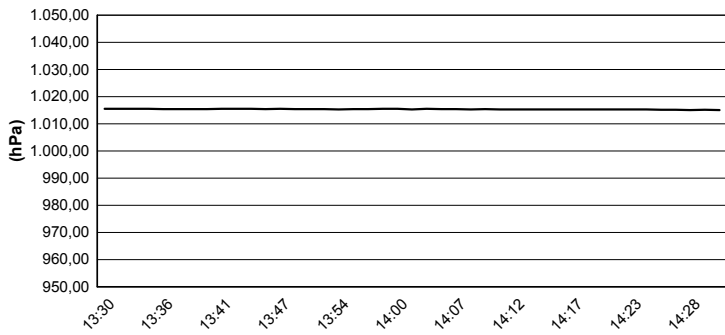
### Air Temperature



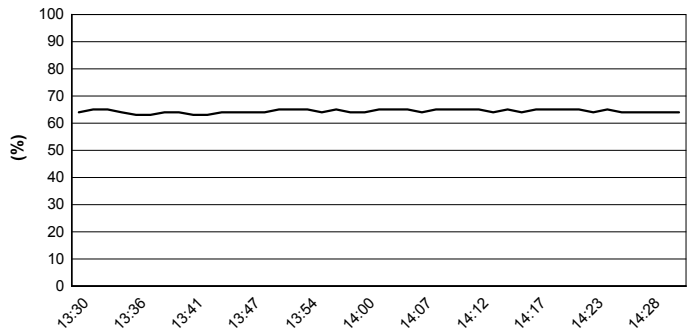
### Track Temperature



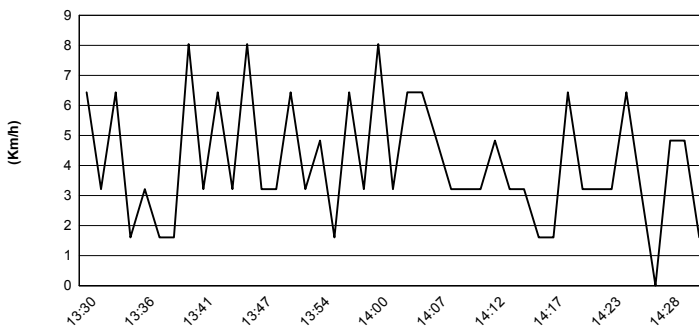
### Air Pressure



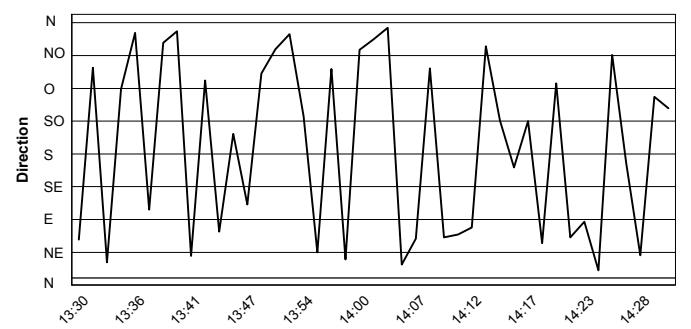
### Humidity



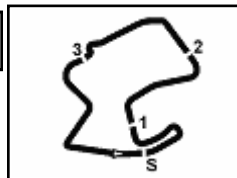
### Wind Speed



### Wind Direction



These data/results cannot be reproduced, stored and/or transmitted in whole or in part by any manner of electronic, mechanical, photocopying, recording, broadcasting or otherwise now known or herein after developed without the previous express consent by the copyright owner, except for reproduction in daily press and regular printed publications on sale to the public within 60 days of the event related to those data/results and always provided that copyright symbol appears together as follows below.  
© DORNA WSBK ORGANIZATION Srl 2016



Mazda Raceway 3.610 m

**US Round, 8-9-10 July 2016**  
**World Superbike - Superpoles Entry List****Superpole 1**

No.	Rider	Nat	Team	Bike	Time
11	<b>60 M. VAN DER MARK</b>	NED	Honda World Superbike Team	Honda CBR1000RR SP	<b>1'24.317</b>
12	<b>15 A. DE ANGELIS</b>	RSM	IodaRacing Team	Aprilia RSV4 RF	<b>1'24.333</b>
13	<b>2 L. CAMIER</b>	GBR	MV Agusta Reparto Corse	MV Agusta 1000 F4	<b>1'24.504</b>
14	<b>17 K. ABRAHAM</b>	CZE	Milwaukee BMW	BMW S1000 RR	<b>1'25.066</b>
15	<b>35 R. DE ROSA</b>	ITA	Althea BMW Racing Team	BMW S1000 RR	<b>1'25.210</b>
16	<b>13 A. WEST</b>	AUS	Pedercini Racing	Kawasaki ZX-10R	<b>1'25.212</b>
17	<b>25 J. BROOKES</b>	AUS	Milwaukee BMW	BMW S1000 RR	<b>1'25.246</b>
18	<b>40 R. RAMOS</b>	ESP	Team GoEleven	Kawasaki ZX-10R	<b>1'25.269</b>
19	<b>9 D. SCHMITTER</b>	SUI	Grillini Racing Team	Kawasaki ZX-10R	<b>1'26.281</b>
20	<b>61 F. MENGHI</b>	ITA	VFT Racing	Ducati Panigale R	<b>1'27.193</b>
21	<b>11 S. AL SULAITI</b>	QAT	Pedercini Racing	Kawasaki ZX-10R	<b>1'27.501</b>
22	<b>119 P. SZKOPEK</b>	POL	Team Tóth	Yamaha YZF R1	<b>1'27.548</b>
23	<b>56 P. SEBESTYÉN</b>	HUN	Team Tóth	Yamaha YZF R1	<b>1'28.227</b>
24	<b>4 G. VIZZIELLO</b>	ITA	Grillini Racing Team	Kawasaki ZX-10R	<b>1'28.305</b>

**Superpole 2**

No.	Rider	Nat	Team	Bike	Time
1	<b>7 C. DAVIES</b>	GBR	Aruba.it Racing - Ducati	Ducati Panigale R	<b>1'23.622</b>
2	<b>1 J. REA</b>	GBR	Kawasaki Racing Team	Kawasaki ZX-10R	<b>1'23.696</b>
3	<b>69 N. HAYDEN</b>	USA	Honda World Superbike Team	Honda CBR1000RR SP	<b>1'23.866</b>
4	<b>66 T. SYKES</b>	GBR	Kawasaki Racing Team	Kawasaki ZX-10R	<b>1'23.891</b>
5	<b>22 A. LOWES</b>	GBR	Pata Yamaha Official WorldSBK Team	Yamaha YZF R1	<b>1'23.912</b>
6	<b>34 D. GIUGLIANO</b>	ITA	Aruba.it Racing - Ducati	Ducati Panigale R	<b>1'23.978</b>
7	<b>81 J. TORRES</b>	ESP	Althea BMW Racing Team	BMW S1000 RR	<b>1'24.022</b>
8	<b>32 L. SAVADORI</b>	ITA	IodaRacing Team	Aprilia RSV4 RF	<b>1'24.106</b>
9	<b>12 X. FORÉS</b>	ESP	Barni Racing Team	Ducati Panigale R	<b>1'24.130</b>
10	<b>59 N. CANEPA</b>	ITA	Pata Yamaha Official WorldSBK Team	Yamaha YZF R1	<b>1'24.310</b>

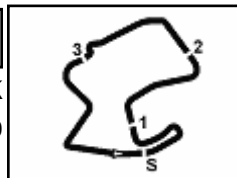
\*  
\*

\* These positions are assigned to the 1st and 2nd rider classified in Superpole 1

08/07/2016

These data/results cannot be reproduced, stored and/or transmitted in whole or in part by any manner of electronic, mechanical, photocopying, recording, broadcasting or otherwise now known or herein after developed without the previous express consent by the copyright owner, except for reproduction in daily press and regular printed publications on sale to the public within 60 days of the event related to those data/results and always provided that copyright symbol appears together as follows below.

© DORNA WSBK ORGANIZATION Srl 2016



Mazda Raceway 3.610 m

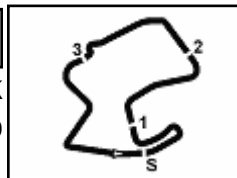
## US Round, 8-9-10 July 2016 World Superbike - Best Laps & Speeds

1 / 2

No.	Rider	Nat	Bike	Best Lap		FP1		FP2	
				laps	speed	laps	speed	laps	speed
1	<b>7 DAVIES Chaz</b>	GBR	Ducati Panigale R	1'23.622	255	26	254	28	255
2	<b>1 REA Jonathan</b>	GBR	Kawasaki ZX-10R	1'23.696	257	26	256	28	257
3	<b>69 HAYDEN Nicky</b>	USA	Honda CBR1000RR SP	1'23.866	256	26	250	26	256
4	<b>66 SYKES Tom</b>	GBR	Kawasaki ZX-10R	1'23.891	260	26	256	29	260
5	<b>22 LOWES Alex</b>	GBR	Yamaha YZF R1	1'23.912	254	21	254	11	252
6	<b>34 GIUGLIANO Davide</b>	ITA	Ducati Panigale R	1'23.978	253	22	253	24	253
7	<b>81 TORRES Jordi</b>	ESP	BMW S1000 RR	1'24.022	251	27	251	21	249
8	<b>32 SAVADORI Lorenzo</b>	ITA	Aprilia RSV4 RF	1'24.106	252	28	250	25	252
9	<b>12 FORÉS Xavi</b>	ESP	Ducati Panigale R	1'24.130	244	25	240	23	244
10	<b>59 CANEPA Niccolò</b>	ITA	Yamaha YZF R1	1'24.310	248	25	248	27	248
11	<b>60 VAN DER MARK Michael</b>	NED	Honda CBR1000RR SP	1'24.317	250	26	250	29	250
12	<b>15 DE ANGELIS Alex</b>	RSM	Aprilia RSV4 RF	1'24.333	255	27	255	25	255
13	<b>2 CAMIER Leon</b>	GBR	MV Agusta 1000 F4	1'24.504	248	23	248	23	248
14	<b>17 ABRAHAM Karel</b>	CZE	BMW S1000 RR	1'25.066	252	24	250	28	252
15	<b>35 DE ROSA Raffaele</b>	ITA	BMW S1000 RR	1'25.210	248	24	239	28	248
16	<b>13 WEST Anthony</b>	AUS	Kawasaki ZX-10R	1'25.212	248	22	247	24	248
17	<b>25 BROOKES Joshua</b>	AUS	BMW S1000 RR	1'25.246	248	29	248	24	248
18	<b>40 RAMOS Román</b>	ESP	Kawasaki ZX-10R	1'25.269	250	24	244	26	250
19	<b>9 SCHMITTER Dominic</b>	SUI	Kawasaki ZX-10R	1'26.281	245	31	237	27	245
20	<b>61 MENGHI Fabio</b>	ITA	Ducati Panigale R	1'27.193	245	22	235	22	245

These data/results cannot be reproduced, stored and/or transmitted in whole or in part by any manner of electronic, mechanical, photocopying, recording, broadcasting or otherwise now known or herein after developed without the previous express consent by the copyright owner, except for reproduction in daily press and regular printed publications on sale to the public within 60 days of the event related to those data/results and always provided that copyright symbol appears together as follows below.

© DORNA WSBK ORGANIZATION Srl 2016



Mazda Raceway 3.610 m

## US Round, 8-9-10 July 2016 World Superbike - Best Laps & Speeds

2 / 2

No.	Rider		Best Lap	FP1		FP2	
	Nat	Bike		laps	speed	laps	speed
21	11	AL SULAITI Saeed	1'27.501	1'28.420	1'27.501		
		QAT Kawasaki ZX-10R	57 238	30	238	27	238
22	119	SZKOPEK Pawel	1'27.548	1'27.970	1'27.548		
		POL Yamaha YZF R1	34 242	21	237	13	242
23	56	SEBESTYÉN Péter	1'28.227	1'28.227			
		HUN Yamaha YZF R1	22 240	22	240		
24	4	VIZZIELLO Gianluca	1'28.305	1'28.305			
		ITA Kawasaki ZX-10R	19 235	19	235		

08/07/2016

These data/results cannot be reproduced, stored and/or transmitted in whole or in part by any manner of electronic, mechanical, photocopying, recording, broadcasting or otherwise now known or herein after developed without the previous express consent by the copyright owner, except for reproduction in daily press and regular printed publications on sale to the public within 60 days of the event related to those data/results and always provided that copyright symbol appears together as follows below.

© DORNA WSBK ORGANIZATION Srl 2016