

Mazda Raceway 3.610 m

US Round, 8-9-10 July 2016
World Superbike - Superpoles Entry List**Superpole 1**

No.	Rider	Nat	Team	Bike	Time
11	60 M. VAN DER MARK	NED	Honda World Superbike Team	Honda CBR1000RR SP	1'24.317
12	15 A. DE ANGELIS	RSM	IodaRacing Team	Aprilia RSV4 RF	1'24.333
13	2 L. CAMIER	GBR	MV Agusta Reparto Corse	MV Agusta 1000 F4	1'24.504
14	17 K. ABRAHAM	CZE	Milwaukee BMW	BMW S1000 RR	1'25.066
15	35 R. DE ROSA	ITA	Althea BMW Racing Team	BMW S1000 RR	1'25.210
16	13 A. WEST	AUS	Pedercini Racing	Kawasaki ZX-10R	1'25.212
17	25 J. BROOKES	AUS	Milwaukee BMW	BMW S1000 RR	1'25.246
18	40 R. RAMOS	ESP	Team GoEleven	Kawasaki ZX-10R	1'25.269
19	9 D. SCHMITTER	SUI	Grillini Racing Team	Kawasaki ZX-10R	1'26.281
20	11 S. AL SULAITI	QAT	Pedercini Racing	Kawasaki ZX-10R	1'27.501
21	119 P. SZKOPEK	POL	Team Tóth	Yamaha YZF R1	1'27.548
22	56 P. SEBESTYÉN	HUN	Team Tóth	Yamaha YZF R1	1'28.227
23	4 G. VIZZIELLO	ITA	Grillini Racing Team	Kawasaki ZX-10R	1'28.305

Superpole 2

No.	Rider	Nat	Team	Bike	Time
1	7 C. DAVIES	GBR	Aruba.it Racing - Ducati	Ducati Panigale R	1'23.622
2	1 J. REA	GBR	Kawasaki Racing Team	Kawasaki ZX-10R	1'23.696
3	69 N. HAYDEN	USA	Honda World Superbike Team	Honda CBR1000RR SP	1'23.866
4	66 T. SYKES	GBR	Kawasaki Racing Team	Kawasaki ZX-10R	1'23.891
5	22 A. LOWES	GBR	Pata Yamaha Official WorldSBK Team	Yamaha YZF R1	1'23.912
6	34 D. GIUGLIANO	ITA	Aruba.it Racing - Ducati	Ducati Panigale R	1'23.978
7	81 J. TORRES	ESP	Althea BMW Racing Team	BMW S1000 RR	1'24.022
8	32 L. SAVADORI	ITA	IodaRacing Team	Aprilia RSV4 RF	1'24.106
9	12 X. FORÉS	ESP	Barni Racing Team	Ducati Panigale R	1'24.130
10	59 N. CANEPA	ITA	Pata Yamaha Official WorldSBK Team	Yamaha YZF R1	1'24.310

*
*

* These positions are assigned to the 1st and 2nd rider classified in Superpole 1

The Rider #61 (Menghi F.) has been declared Unfit

09/07/2016

These data/results cannot be reproduced, stored and/or transmitted in whole or in part by any manner of electronic, mechanical, photocopying, recording, broadcasting or otherwise now known or herein after developed without the previous express consent by the copyright owner, except for reproduction in daily press and regular printed publications on sale to the public within 60 days of the event related to those data/results and always provided that copyright symbol appears together as follows below.

© DORNA WSBK ORGANIZATION Srl 2016

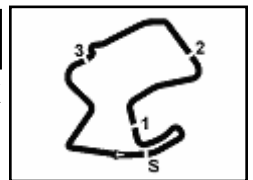
FICR PERUGIA TIMING



Official Tyre Supplier



Official Timekeeper



Mazda Raceway 3.610 m

1 / 2

US Round, 8-9-10 July 2016

World Superbike - Results Free Practice 3rd Session

No.	Rider	Nat	Team	Bike	Time	Gap	Rel.	Laps	Speed	
									Avg	Max
1	1 J. REA	GBR	Kawasaki Racing Team	Kawasaki ZX-10R	1'23.412			10	155,805	257,0
2	7 C. DAVIES	GBR	Aruba.it Racing - Ducati	Ducati Panigale R	1'23.436	0.024	0.024	11	155,760	255,2
3	66 T. SYKES	GBR	Kawasaki Racing Team	Kawasaki ZX-10R	1'23.549	0.137	0.113	10	155,549	257,6
4	34 D. GIUGLIANO	ITA	Aruba.it Racing - Ducati	Ducati Panigale R	1'23.739	0.327	0.190	10	155,197	254,0
5	69 N. HAYDEN	USA	Honda World Superbike Team	Honda CBR1000RR SP	1'23.842	0.430	0.103	11	155,006	253,4
6	12 X. FORÉS	ESP	Barni Racing Team	Ducati Panigale R	1'23.937	0.525	0.095	10	154,830	246,4
7	22 A. LOWES	GBR	Pata Yamaha Official WorldSBK Team	Yamaha YZF R1	1'23.956	0.544	0.019	10	154,795	254,0
8	60 M. VAN DER MARK	NED	Honda World Superbike Team	Honda CBR1000RR SP	1'24.131	0.719	0.175	11	154,473	251,0
9	15 A. DE ANGELIS	RSM	IodaRacing Team	Aprilia RSV4 RF	1'24.212	0.800	0.081	11	154,325	257,0
10	81 J. TORRES	ESP	Althea BMW Racing Team	BMW S1000 RR	1'24.238	0.826	0.026	8	154,277	246,4
11	59 N. CANEPA	ITA	Pata Yamaha Official WorldSBK Team	Yamaha YZF R1	1'24.246	0.834	0.008	10	154,263	250,4
12	2 L. CAMIER	GBR	MV Agusta Reparto Corse	MV Agusta 1000 F4	1'24.338	0.926	0.092	6	154,094	246,9
13	25 J. BROOKES	AUS	Milwaukee BMW	BMW S1000 RR	1'24.528	1.116	0.190	11	153,748	248,1
14	35 R. DE ROSA	ITA	Althea BMW Racing Team	BMW S1000 RR	1'24.733	1.321	0.205	11	153,376	249,8
15	40 R. RAMOS	ESP	Team GoEleven	Kawasaki ZX-10R	1'24.862	1.450	0.129	9	153,143	248,7
16	17 K. ABRAHAM	CZE	Milwaukee BMW	BMW S1000 RR	1'25.005	1.593	0.143	11	152,885	253,4
17	13 A. WEST	AUS	Pedercini Racing	Kawasaki ZX-10R	1'25.065	1.653	0.060	11	152,777	245,2
18	32 L. SAVADORI	ITA	IodaRacing Team	Aprilia RSV4 RF	1'25.290	1.878	0.225	8	152,374	245,2
19	9 D. SCHMITTER	SUI	Grillini Racing Team	Kawasaki ZX-10R	1'26.508	3.096	1.218	8	150,229	245,8
20	11 S. AL SULAITI	QAT	Pedercini Racing	Kawasaki ZX-10R	1'26.636	3.224	0.128	10	150,007	239,2
21	119 P. SZKOPEK	POL	Team Tóth	Yamaha YZF R1	1'26.805	3.393	0.169	8	149,715	237,6
22	4 G. VIZZIELLO	ITA	Grillini Racing Team	Kawasaki ZX-10R	1'26.884	3.472	0.079	9	149,579	241,4
23	61 F. MENGHI	ITA	VFT Racing	Ducati Panigale R	1'27.712	4.300	0.828	4	148,167	229,9
24	56 P. SEBESTYÉN	HUN	Team Tóth	Yamaha YZF R1	1'27.795	4.383	0.083	10	148,027	234,0

AIR	Humidity:	69%	Temp:	21°C
TRACK	Condition:	Dry	Temp:	30°C

Lap Record:	2014 T.Sykes	1'21.811	158,850	Km/h
Best Lap:	2014 D.Giugliano	1'23.403	155,820	Km/h

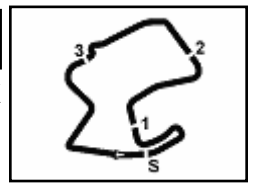
These data/results cannot be reproduced, stored and/or transmitted in whole or in part by any manner of electronic, mechanical, photocopying, recording, broadcasting or otherwise now known or herein after developed without the previous express consent by the copyright owner, except for reproduction in daily press and regular printed publications on sale to the public within 60 days of the event related to those data/results and always provided that copyright symbol appears together as follows below.

© DORNA WSBK ORGANIZATION Srl 2016

09/07/2016	Start 09:15	End 09:32	The results are provisional until the end of the time limit for protests and appeals and the completion of the technical checks.
------------	----------------	--------------	--

FCR PERDINI TUNING



**US Round, 8-9-10 July 2016****World Superbike - Results Free Practice 3rd Session****Session Highlights**09.15.04 Start
09.32.02 End Of Session**Fastest Laps Sequence**

No.	Rider	Nat	Team	Bike	Local Time	Time	Gap	Avg
1	J. REA	GBR	Kawasaki Racing Team	Kawasaki ZX-10R	09:16'46.868	1'45.378		123,327
1	J. REA	GBR	Kawasaki Racing Team	Kawasaki ZX-10R	09:18'11.271	1'24.403	-20.975	153,976
60	M. VAN DER MARK	NED	Honda World Superbike Team	Honda CBR1000RR SP	09:18'34.105	1'24.365	-0.038	154,045
1	J. REA	GBR	Kawasaki Racing Team	Kawasaki ZX-10R	09:19'35.302	1'24.031	-0.334	154,657
66	T. SYKES	GBR	Kawasaki Racing Team	Kawasaki ZX-10R	09:20'28.266	1'23.549	-0.482	155,549
7	C. DAVIES	GBR	Aruba.it Racing - Ducati	Ducati Panigale R	09:22'32.088	1'23.436	-0.113	155,760
1	J. REA	GBR	Kawasaki Racing Team	Kawasaki ZX-10R	09:30'45.438	1'23.412	-0.024	155,805

These data/results cannot be reproduced, stored and/or transmitted in whole or in part by any manner of electronic, mechanical, photocopying, recording, broadcasting or otherwise now known or herein after developed without the previous express consent by the copyright owner, except for reproduction in daily press and regular printed publications on sale to the public within 60 days of the event related to those data/results and always provided that copyright symbol appears together as follows below.

© DORNA WSBK ORGANIZATION Srl 2016

09/07/2016	Start 09:15	End 09:32	The results are provisional until the end of the time limit for protests and appeals and the completion of the technical checks.
------------	----------------	--------------	--

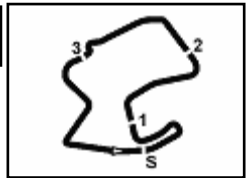
FICR PERDORA TIMING



Official Tyre Supplier



Official Timekeeper



US Round, 8-9-10 July 2016

World Superbike - Best Sector & Speed Free Practice 3rd Session

Mazda Raceway 3.610 m

Best Lap

1	1 J. REA	Kawasaki ZX-10R	1'23.412
2	7 C. DAVIES	Ducati Panigale R	1'23.436
3	66 T. SYKES	Kawasaki ZX-10R	1'23.549
4	34 D. GIUGLIANO	Ducati Panigale R	1'23.739
5	69 N. HAYDEN	Honda CBR1000RR SP	1'23.842
6	12 X. FORÉS	Ducati Panigale R	1'23.937
7	22 A. LOWES	Yamaha YZF R1	1'23.956
8	60 M. VAN DER MARK	Honda CBR1000RR SP	1'24.131
9	15 A. DE ANGELIS	Aorilia RSX4 RF	1'24.212
10	81 J. TORRES	BMW S1000 RR	1'24.238
11	59 N. CANEPA	Yamaha YZF R1	1'24.246
12	2 L. CAMIER	MV Agusta 1000 F4	1'24.338
13	25 J. BROOKES	BMW S1000 RR	1'24.528
14	35 R. DE ROSA	BMW S1000 RR	1'24.733
15	40 R. RAMOS	Kawasaki ZX-10R	1'24.862
16	17 K. ABRAHAM	BMW S1000 RR	1'25.005
17	13 A. WEST	Kawasaki ZX-10R	1'25.065
18	32 L. SAVADORI	Aorilia RSX4 RF	1'25.290
19	9 D. SCHMITTER	Kawasaki ZX-10R	1'26.508
20	11 S. AL SULAITI	Kawasaki ZX-10R	1'26.636
21	119 P. SZKOPEK	Yamaha YZF R1	1'26.805
22	4 G. VIZZIELLO	Kawasaki ZX-10R	1'26.884
23	61 F. MENGHI	Ducati Panigale R	1'27.712
24	56 P. SEBESTYÉN	Yamaha YZF R1	1'27.795

Best Sector & Speed

1	66 T. SYKES	Kawasaki ZX-10R	257.6
2	1 J. REA	Kawasaki ZX-10R	257.0
3	15 A. DE ANGELIS	Aorilia RSX4 RF	257.0
4	7 C. DAVIES	Ducati Panigale R	255.2
5	34 D. GIUGLIANO	Ducati Panigale R	254.0
6	22 A. LOWES	Yamaha YZF R1	254.0
7	69 N. HAYDEN	Honda CBR1000RR SP	253.4
8	17 K. ABRAHAM	BMW S1000 RR	253.4
9	60 M. VAN DER MARK	Honda CBR1000RR SP	251.0
10	59 N. CANEPA	Yamaha YZF R1	250.4
11	35 R. DE ROSA	BMW S1000 RR	249.8
12	40 R. RAMOS	Kawasaki ZX-10R	248.7
13	25 J. BROOKES	BMW S1000 RR	248.1
14	2 L. CAMIER	MV Agusta 1000 F4	246.9
15	12 X. FORÉS	Ducati Panigale R	246.4
16	81 J. TORRES	BMW S1000 RR	246.4
17	9 D. SCHMITTER	Kawasaki ZX-10R	245.8
18	13 A. WEST	Kawasaki ZX-10R	245.2
19	32 L. SAVADORI	Aorilia RSX4 RF	245.2
20	4 G. VIZZIELLO	Kawasaki ZX-10R	241.4
21	11 S. AL SULAITI	Kawasaki ZX-10R	239.2
22	119 P. SZKOPEK	Yamaha YZF R1	237.6
23	56 P. SEBESTYÉN	Yamaha YZF R1	234.0
24	61 F. MENGHI	Ducati Panigale R	229.9

Seg. 1		Seg. 2		Seg. 3		Seg. 4		Seg. 5						
1	15 A. DE ANGELIS	2.164	1	66 T. SYKES	19.724	1	1 J. REA	17.238	1	7 C. DAVIES	19.145	1	1 J. REA	24.814
2	66 T. SYKES	2.167	2	22 A. LOWES	19.738	2	7 C. DAVIES	17.244	2	34 D. GIUGLIANO	19.183	2	66 T. SYKES	24.845
3	1 J. REA	2.185	3	69 N. HAYDEN	19.762	3	22 A. LOWES	17.301	3	1 J. REA	19.284	3	12 X. FORÉS	24.901
4	35 R. DE ROSA	2.189	4	1 J. REA	19.784	4	66 T. SYKES	17.356	4	66 T. SYKES	19.285	4	7 C. DAVIES	24.913
5	7 C. DAVIES	2.190	5	7 C. DAVIES	19.792	5	34 D. GIUGLIANO	17.366	5	22 A. LOWES	19.302	5	69 N. HAYDEN	24.929
6	69 N. HAYDEN	2.202	6	34 D. GIUGLIANO	19.849	6	12 X. FORÉS	17.371	6	60 M. VAN DER MAR	19.314	6	34 D. GIUGLIANO	25.005
7	34 D. GIUGLIANO	2.203	7	59 N. CANEPA	19.862	7	15 A. DE ANGELIS	17.377	7	69 N. HAYDEN	19.318	7	60 M. VAN DER MAR	25.032
8	22 A. LOWES	2.209	8	60 M. VAN DER MAR	19.863	8	25 J. BROOKES	17.392	8	15 A. DE ANGELIS	19.340	8	22 A. LOWES	25.096
9	32 L. SAVADORI	2.213	9	12 X. FORÉS	19.874	9	59 N. CANEPA	17.394	9	12 X. FORÉS	19.390	9	15 A. DE ANGELIS	25.099
10	17 K. ABRAHAM	2.215	10	2 L. CAMIER	19.897	10	81 J. TORRES	17.396	10	81 J. TORRES	19.428	10	59 N. CANEPA	25.104
11	12 X. FORÉS	2.215	11	81 J. TORRES	19.904	11	2 L. CAMIER	17.437	11	59 N. CANEPA	19.507	11	2 L. CAMIER	25.137
12	40 R. RAMOS	2.229	12	15 A. DE ANGELIS	19.998	12	69 N. HAYDEN	17.440	12	40 R. RAMOS	19.520	12	81 J. TORRES	25.145
13	60 M. VAN DER MAR	2.230	13	25 J. BROOKES	20.018	13	60 M. VAN DER MAR	17.450	13	25 J. BROOKES	19.538	13	35 R. DE ROSA	25.172
14	13 A. WEST	2.231	14	40 R. RAMOS	20.069	14	35 R. DE ROSA	17.489	14	2 L. CAMIER	19.556	14	40 R. RAMOS	25.237
15	25 J. BROOKES	2.231	15	13 A. WEST	20.103	15	13 A. WEST	17.558	15	17 K. ABRAHAM	19.558	15	13 A. WEST	25.237
16	81 J. TORRES	2.235	16	35 R. DE ROSA	20.109	16	17 K. ABRAHAM	17.580	16	35 R. DE ROSA	19.567	16	25 J. BROOKES	25.264
17	59 N. CANEPA	2.237	17	17 K. ABRAHAM	20.207	17	40 R. RAMOS	17.629	17	32 L. SAVADORI	19.646	17	17 K. ABRAHAM	25.338
18	9 D. SCHMITTER	2.249	18	32 L. SAVADORI	20.255	18	32 L. SAVADORI	17.653	18	13 A. WEST	19.772	18	32 L. SAVADORI	25.404
19	2 L. CAMIER	2.263	19	9 D. SCHMITTER	20.466	19	9 D. SCHMITTER	17.726	19	9 D. SCHMITTER	19.961	19	11 S. AL SULAITI	25.595
20	11 S. AL SULAITI	2.281	20	4 G. VIZZIELLO	20.494	20	61 F. MENGHI	17.745	20	11 S. AL SULAITI	20.002	20	4 G. VIZZIELLO	25.720
21	4 G. VIZZIELLO	2.289	21	11 S. AL SULAITI	20.497	21	11 S. AL SULAITI	17.775	21	119 P. SZKOPEK	20.037	21	9 D. SCHMITTER	25.753
22	119 P. SZKOPEK	2.307	22	119 P. SZKOPEK	20.565	22	119 P. SZKOPEK	17.795	22	4 G. VIZZIELLO	20.159	22	119 P. SZKOPEK	25.782
23	61 F. MENGHI	2.345	23	56 P. SEBESTYÉN	20.802	23	4 G. VIZZIELLO	17.917	23	61 F. MENGHI	20.181	23	56 P. SEBESTYÉN	26.141
24	56 P. SEBESTYÉN	2.350	24	61 F. MENGHI	21.100	24	56 P. SEBESTYÉN	18.054	24	56 P. SEBESTYÉN	20.238	24	61 F. MENGHI	26.243

09/07/2016

These data/results cannot be reproduced, stored and/or transmitted in whole or in part by any manner of electronic, mechanical, photocopying, recording, broadcasting or otherwise now known or herein after developed without the previous express consent by the copyright owner, except for reproduction in daily press and regular printed publications on sale to the public within 60 days of the event related to those data/results and always provided that copyright symbol appears together as follows below.

© DORNA WSBK ORGANIZATION Srl 2016

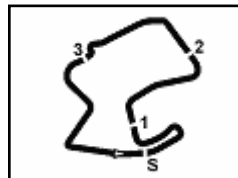
PIRELLI PERGOLETTI



Official Tyre Supplier



Official Timekeeper



Mazda Raceway 3.610 m

1 / 1

US Round, 8-9-10 July 2016 World Superbike - Ideal Times Free Practice 3rd Session

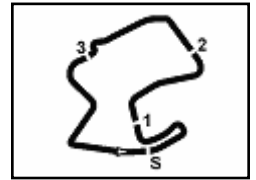
No. Rider	Nat	Bike	Seg. 1 Diff. 1	Seg. 2 Diff. 2	Seg. 3 Diff. 3	Seg. 4 Diff. 4	Seg. 5 Diff. 5	Ideal Time Best Lap	Pos.	Diff.
1 7 C. DAVIES	GBR	Ducati Panigale R	2.190 0.034	19.792 0.083	17.244 0.035	19.145	24.913	1'23.284 1'23.436	2	0.152
2 1 J. REA	GBR	Kawasaki ZX-10R	2.185 0.001	19.784 0.100	17.238	19.284 0.006	24.814	1'23.305 1'23.412	1	0.107
3 66 T. SYKES	GBR	Kawasaki ZX-10R	2.167 0.031	19.724 0.029	17.356 0.037	19.285 0.075	24.845	1'23.377 1'23.549	3	0.172
4 34 D. GIUGLIANO	ITA	Ducati Panigale R	2.203 0.016	19.849 0.006	17.366	19.183 0.111	25.005	1'23.606 1'23.739	4	0.133
5 22 A. LOWES	GBR	Yamaha YZF R1	2.209 0.001	19.738 0.034	17.301	19.302 0.235	25.096 0.040	1'23.646 1'23.956	7	0.310
6 69 N. HAYDEN	USA	Honda CBR1000RR SP	2.202 0.016	19.762	17.440	19.318 0.175	24.929	1'23.651 1'23.842	5	0.191
7 12 X. FORÉS	ESP	Ducati Panigale R	2.215 0.011	19.874 0.064	17.371 0.040	19.390 0.052	24.901 0.019	1'23.751 1'23.937	6	0.186
8 60 M. VAN DER MARK	NED	Honda CBR1000RR SP	2.230 0.004	19.863	17.450 0.101	19.314 0.091	25.032 0.046	1'23.889 1'24.131	8	0.242
9 15 A. DE ANGELIS	RSM	Aprilia RSV4 RF	2.164 0.010	19.998 0.096	17.377 0.055	19.340 0.073	25.099	1'23.978 1'24.212	9	0.234
10 59 N. CANEPA	ITA	Yamaha YZF R1	2.237 0.018	19.862 0.013	17.394	19.507 0.056	25.104 0.055	1'24.104 1'24.246	11	0.142
11 81 J. TORRES	ESP	BMW S1000 RR	2.235 0.042	19.904 0.060	17.396 0.015	19.428	25.145 0.013	1'24.108 1'24.238	10	0.130
12 2 L. CAMIER	GBR	MV Agusta 1000 F4	2.263 0.026	19.897	17.437	19.556	25.137 0.022	1'24.290 1'24.338	12	0.048
13 25 J. BROOKES	AUS	BMW S1000 RR	2.231 0.030	20.018	17.392	19.538 0.055	25.264	1'24.443 1'24.528	13	0.085
14 35 R. DE ROSA	ITA	BMW S1000 RR	2.189 0.029	20.109	17.489 0.052	19.567 0.126	25.172	1'24.526 1'24.733	14	0.207
15 40 R. RAMOS	ESP	Kawasaki ZX-10R	2.229 0.042	20.069	17.629	19.520 0.057	25.237 0.079	1'24.684 1'24.862	15	0.178
16 17 K. ABRAHAM	CZE	BMW S1000 RR	2.215 0.012	20.207 0.095	17.580	19.558	25.338	1'24.898 1'25.005	16	0.107
17 13 A. WEST	AUS	Kawasaki ZX-10R	2.231 0.027	20.103 0.001	17.558 0.069	19.772 0.062	25.237 0.005	1'24.901 1'25.065	17	0.164
18 32 L. SAVADORI	ITA	Aprilia RSV4 RF	2.213	20.255	17.653 0.018	19.646 0.075	25.404 0.026	1'25.171 1'25.290	18	0.119
19 11 S. AL SULAITI	QAT	Kawasaki ZX-10R	2.281 0.028	20.497 0.252	17.775	20.002 0.206	25.595	1'26.150 1'26.636	20	0.486
20 9 D. SCHMITTER	SUI	Kawasaki ZX-10R	2.249 0.011	20.466	17.726 0.198	19.961	25.753 0.144	1'26.155 1'26.508	19	0.353
21 119 P. SZKOPEK	POL	Yamaha YZF R1	2.307 0.043	20.565	17.795 0.066	20.037	25.782 0.210	1'26.486 1'26.805	21	0.319
22 4 G. VIZZIELLO	ITA	Kawasaki ZX-10R	2.289 0.040	20.494	17.917	20.159 0.054	25.720 0.211	1'26.579 1'26.884	22	0.305
23 56 P. SEBESTYÉN	HUN	Yamaha YZF R1	2.350 0.007	20.802 0.118	18.054 0.025	20.238 0.060	26.141	1'27.585 1'27.795	24	0.210
24 61 F. MENGHI	ITA	Ducati Panigale R	2.345 0.034	21.100	17.745	20.181	26.243 0.064	1'27.614 1'27.712	23	0.098
Overall Ideal Time			2.164	19.724	17.238	19.145	24.814	1'23.085		

09/07/2016

These data/results cannot be reproduced, stored and/or transmitted in whole or in part by any manner of electronic, mechanical, photocopying, recording, broadcasting or otherwise now known or herein after developed without the previous express consent by the copyright owner, except for reproduction in daily press and regular printed publications on sale to the public within 60 days of the event related to those data/results and always provided that copyright symbol appears together as follows below.
© DORNA WSBK ORGANIZATION Srl 2016

PIRELLI PERGOIA TUNING





Mazda Raceway 3.610 m

US Round, 8-9-10 July 2016 World Superbike - Chronological Analysis Free Practice 3rd Session

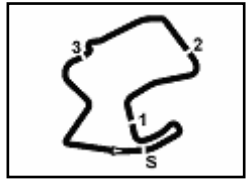
4 2.379 21.100 17.745 20.181 26.307 1'27.712 227.0 9:21'25.646

24° 56 P. SEBESTYÉN (1'27.795)								
Lap	Seg. 1	Seg. 2	Seg. 3	Seg. 4	Seg. 5	Lap Time	km/h	Local Time
1			21.820	24.690	33.088	2'04.173 P		9:15'15.511
2	2.397	21.934	18.709	20.816	28.063	1'31.919	224.6	9:17'19.684
3	2.357	21.161	18.214	21.724	30.296	1'33.752	229.0	9:18'51.603
4	2.390	21.121	18.064	20.470	26.480	1'28.525	226.0	9:20'25.355
5	2.350	20.869	18.054	20.414	26.232	1'27.919	233.4	9:21'53.880
6	2.378	21.071	19.367	21.630	26.472	1'30.918	225.6	9:23'21.799
7	2.367	20.959	18.162	20.238	26.280	1'28.006	228.0	9:24'52.717
8	2.386	21.247	18.113	20.451	26.288	1'28.485	223.2	9:26'20.723
9	2.374	20.802	18.176	20.323	26.739	1'28.414	229.0	9:27'49.208
10	2.357	20.920	18.079	20.298	26.141	1'27.795	234.0	9:29'17.622
								9:30'45.417

P = Pits In/Out - C = Lap-Time Cancelled

These data/results cannot be reproduced, stored and/or transmitted in whole or in part by any manner of electronic, mechanical, photocopying, recording, broadcasting or otherwise now known or herein after developed without the previous express consent by the copyright owner, except for reproduction in daily press and regular printed publications on sale to the public within 60 days of the event related to those data/results and always provided that copyright symbol appears together as follows below.

© DORNA WSBK ORGANIZATION Srl 2016

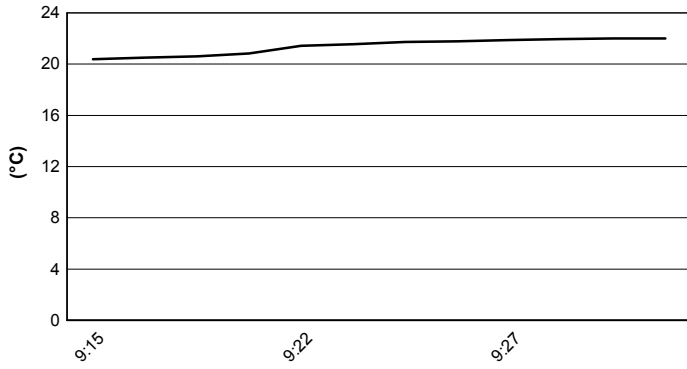


Mazda Raceway 3.610 m

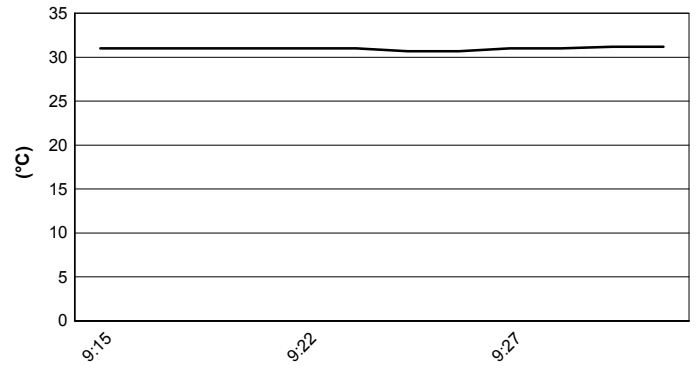
US Round, 8-9-10 July 2016 World Superbike - Weather Report Free Practice 3rd Session

Session started 9:15 Session ended 9:32


Air Temperature



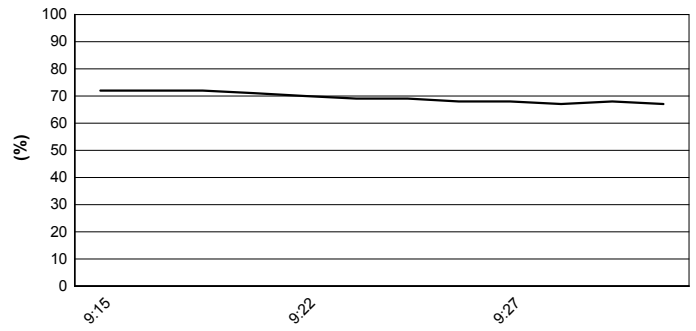
Track Temperature



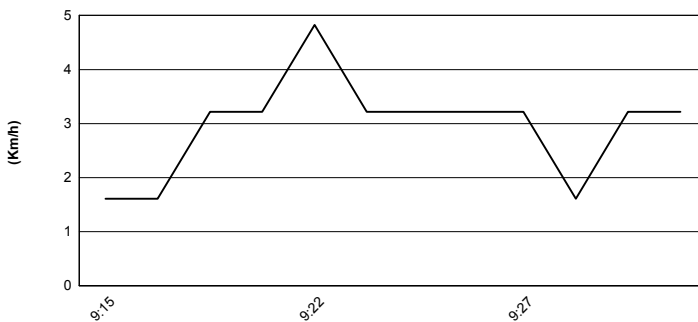
Air Pressure



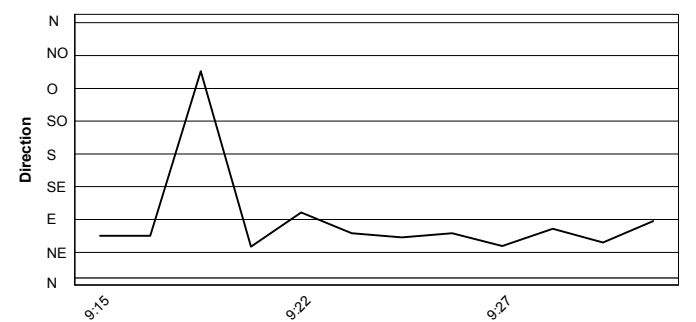
Humidity



Wind Speed



Wind Direction



These data/results cannot be reproduced, stored and/or transmitted in whole or in part by any manner of electronic, mechanical, photocopying, recording, broadcasting or otherwise now known or herein after developed without the previous express consent by the copyright owner, except for reproduction in daily press and regular printed publications on sale to the public within 60 days of the event related to those data/results and always provided that copyright symbol appears together as follows below.
© DORNA WSBK ORGANIZATION Srl 2016