

Mazda Raceway 3.610 m

1 / 2

## US Round, 8-9-10 July 2016 World Superbike - Results Superpole 1

No.	Rider	Nat	Team	Bike	Time	Gap	Rel.	Laps	Speed	
									Avg	Max
1*	2 L. CAMIER	GBR	MV Agusta Reparto Corse	MV Agusta 1000 F4	<b>1'23.545</b>			8	155,557	<b>248,1</b>
2*	60 M. VAN DER MARK	NED	Honda World Superbike Team	Honda CBR1000RR SP	<b>1'23.556</b>	0.011	0.011	8	155,536	<b>250,4</b>
3	15 A. DE ANGELIS	RSM	IodaRacing Team	Aprilia RSV4 RF	<b>1'23.661</b>	0.116	0.105	8	155,341	<b>252,8</b>
4	13 A. WEST	AUS	Pedercini Racing	Kawasaki ZX-10R	<b>1'24.128</b>	0.583	0.467	8	154,479	<b>247,5</b>
5	25 J. BROOKES	AUS	Milwaukee BMW	BMW S1000 RR	<b>1'24.598</b>	1.053	0.470	10	153,621	<b>249,2</b>
6	40 R. RAMOS	ESP	Team GoEleven	Kawasaki ZX-10R	<b>1'24.788</b>	1.243	0.190	8	153,276	<b>245,8</b>
7	17 K. ABRAHAM	CZE	Milwaukee BMW	BMW S1000 RR	<b>1'24.811</b>	1.266	0.023	9	153,235	<b>249,8</b>
8	35 R. DE ROSA	ITA	Althea BMW Racing Team	BMW S1000 RR	<b>1'24.867</b>	1.322	0.056	8	153,134	<b>239,7</b>
9	9 D. SCHMITTER	SUI	Grillini Racing Team	Kawasaki ZX-10R	<b>1'25.354</b>	1.809	0.487	9	152,260	<b>250,4</b>
10	11 S. AL SULAITI	QAT	Pedercini Racing	Kawasaki ZX-10R	<b>1'25.589</b>	2.044	0.235	6	151,842	<b>240,8</b>
11	119 P. SZKOPEK	POL	Team Tóth	Yamaha YZF R1	<b>1'25.970</b>	2.425	0.381	9	151,169	<b>238,1</b>
12	56 P. SEBESTYÉN	HUN	Team Tóth	Yamaha YZF R1	<b>1'26.859</b>	3.314	0.889	10	149,622	<b>238,1</b>
13	4 G. VIZZIELLO	ITA	Grillini Racing Team	Kawasaki ZX-10R	<b>1'27.240</b>	3.695	0.381	6	148,968	<b>235,0</b>

\* Qualified to Superpole 2

AIR	Humidity:	62%	Temp:	23°C
TRACK	Condition:	Dry	Temp:	41°C

Lap Record:	2014 T.Sykes	1'21.811	158,850	Km/h
Best Lap	2014 D.Giugliano	1'23.403	155,820	Km/h

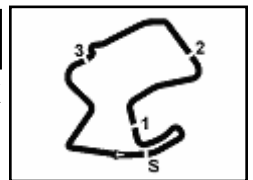
These data/results cannot be reproduced, stored and/or transmitted in whole or in part by any manner of electronic, mechanical, photocopying, recording, broadcasting or otherwise now known or herein after developed without the previous express consent by the copyright owner, except for reproduction in daily press and regular printed publications on sale to the public within 60 days of the event related to those data/results and always provided that copyright symbol appears together as follows below.

© DORNA WSBK ORGANIZATION Srl 2016

09/07/2016	Start	End	The results are provisional until the end of the time limit for protests and appeals and the completion of the technical checks.
	11:30	11:46	

FCR PERGGIA TIMING





## US Round, 8-9-10 July 2016 World Superbike - Results Superpole 1

### Session Highlights

11.30.04		Start
11.42.40	Al Sulaiti	Crashed - Turn 3
11.43.11	De Rosa	Crashed - Turn 11
11.46.30		End Of Session

### Fastest Laps Sequence

No.	Rider	Nat	Team	Bike	Local Time	Time	Gap	Avg
60	M. VAN DER MARK	NED	Honda World Superbike Team	Honda CBR1000RR SP	11:31'46.888	<b>1'49.629</b>		118,545
15	A. DE ANGELIS	RSM	IodaRacing Team	Aprilia RSV4 RF	11:31'47.748	<b>1'47.014</b>	-2.615	121,442
13	A. WEST	AUS	Pedercini Racing	Kawasaki ZX-10R	11:31'49.082	<b>1'46.580</b>	-0.434	121,937
60	M. VAN DER MARK	NED	Honda World Superbike Team	Honda CBR1000RR SP	11:33'11.948	<b>1'25.060</b>	-21.520	152,786
15	A. DE ANGELIS	RSM	IodaRacing Team	Aprilia RSV4 RF	11:33'12.365	<b>1'24.617</b>	-0.443	153,586
2	L. CAMIER	GBR	MV Agusta Reparto Corse	MV Agusta 1000 F4	11:34'02.315	<b>1'24.134</b>	-0.483	154,468
2	L. CAMIER	GBR	MV Agusta Reparto Corse	MV Agusta 1000 F4	11:35'26.344	<b>1'24.029</b>	-0.105	154,661
2	L. CAMIER	GBR	MV Agusta Reparto Corse	MV Agusta 1000 F4	11:42'11.019	<b>1'23.545</b>	-0.484	155,557

These data/results cannot be reproduced, stored and/or transmitted in whole or in part by any manner of electronic, mechanical, photocopying, recording, broadcasting or otherwise now known or herein after developed without the previous express consent by the copyright owner, except for reproduction in daily press and regular printed publications on sale to the public within 60 days of the event related to those data/results and always provided that copyright symbol appears together as follows below.

© DORNA WSBK ORGANIZATION Srl 2016

09/07/2016	Start 11:30	End 11:46	The results are provisional until the end of the time limit for protests and appeals and the completion of the technical checks.
------------	----------------	--------------	--

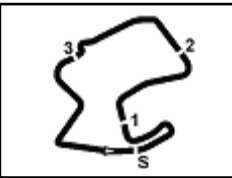
FCR PERDORA TIMING



Official Tyre Supplier



Official Timekeeper



Mazda Raceway 3.610 m

## US Round, 8-9-10 July 2016 World Superbike - Best Sector & Speed Superpole 1

### Best Lap

1	2 L. CAMIER	MV Agusta 1000 F4	1'23.545
2	60 M. VAN DER MARK	Honda CBR1000RR SP	1'23.556
3	15 A. DE ANGELIS	Aprilia RSV4 RF	1'23.661
4	13 A. WEST	Kawasaki ZX-10R	1'24.128
5	25 J. BROOKES	BMW S1000 RR	1'24.598
6	40 R. RAMOS	Kawasaki ZX-10R	1'24.788
7	17 K. ABRAHAM	BMW S1000 RR	1'24.811
8	35 R. DE ROSA	BMW S1000 RR	1'24.867
9	9 D. SCHMITTER	Kawasaki ZX-10R	1'25.354
10	11 S. AL SULAITI	Kawasaki ZX-10R	1'25.589
11	119 P. SZKOPEK	Yamaha YZF R1	1'25.970
12	56 P. SEBESTYÉN	Yamaha YZF R1	1'26.859
13	4 G. VIZZIELLO	Kawasaki ZX-10R	1'27.240

### Best Sector & Speed

1	15 A. DE ANGELIS	Aprilia RSV4 RF	252.8
2	60 M. VAN DER MARK	Honda CBR1000RR SP	250.4
3	9 D. SCHMITTER	Kawasaki ZX-10R	250.4
4	17 K. ABRAHAM	BMW S1000 RR	249.8
5	25 J. BROOKES	BMW S1000 RR	249.2
6	2 L. CAMIER	MV Agusta 1000 F4	248.1
7	13 A. WEST	Kawasaki ZX-10R	247.5
8	40 R. RAMOS	Kawasaki ZX-10R	245.8
9	11 S. AL SULAITI	Kawasaki ZX-10R	240.8
10	35 R. DE ROSA	BMW S1000 RR	239.7
11	56 P. SEBESTYÉN	Yamaha YZF R1	238.1
12	119 P. SZKOPEK	Yamaha YZF R1	238.1
13	4 G. VIZZIELLO	Kawasaki ZX-10R	235.0

Seg. 1		Seg. 2		Seg. 3		Seg. 4		Seg. 5						
1	15 A. DE ANGELIS	2.179	1	2 L. CAMIER	19.590	1	2 L. CAMIER	17.246	1	60 M. VAN DER MAR	19.157	1	60 M. VAN DER MAR	24.952
2	25 J. BROOKES	2.225	2	60 M. VAN DER MAR	19.613	2	15 A. DE ANGELIS	17.259	2	15 A. DE ANGELIS	19.187	2	2 L. CAMIER	25.020
3	13 A. WEST	2.227	3	25 J. BROOKES	19.905	3	35 R. DE ROSA	17.384	3	2 L. CAMIER	19.295	3	15 A. DE ANGELIS	25.075
4	60 M. VAN DER MAR	2.233	4	13 A. WEST	19.924	4	60 M. VAN DER MAR	17.389	4	13 A. WEST	19.393	4	13 A. WEST	25.107
5	17 K. ABRAHAM	2.238	5	15 A. DE ANGELIS	19.961	5	13 A. WEST	17.390	5	40 R. RAMOS	19.453	5	25 J. BROOKES	25.199
6	9 D. SCHMITTER	2.238	6	35 R. DE ROSA	20.026	6	25 J. BROOKES	17.425	6	35 R. DE ROSA	19.469	6	35 R. DE ROSA	25.221
7	35 R. DE ROSA	2.252	7	40 R. RAMOS	20.118	7	17 K. ABRAHAM	17.438	7	25 J. BROOKES	19.520	7	40 R. RAMOS	25.298
8	40 R. RAMOS	2.257	8	9 D. SCHMITTER	20.145	8	40 R. RAMOS	17.512	8	17 K. ABRAHAM	19.538	8	17 K. ABRAHAM	25.311
9	2 L. CAMIER	2.277	9	11 S. AL SULAITI	20.163	9	119 P. SZKOPEK	17.579	9	9 D. SCHMITTER	19.709	9	9 D. SCHMITTER	25.499
10	11 S. AL SULAITI	2.293	10	17 K. ABRAHAM	20.179	10	11 S. AL SULAITI	17.615	10	119 P. SZKOPEK	19.806	10	11 S. AL SULAITI	25.528
11	56 P. SEBESTYÉN	2.308	11	119 P. SZKOPEK	20.289	11	9 D. SCHMITTER	17.744	11	11 S. AL SULAITI	19.813	11	119 P. SZKOPEK	25.634
12	4 G. VIZZIELLO	2.311	12	4 G. VIZZIELLO	20.495	12	56 P. SEBESTYÉN	17.931	12	56 P. SEBESTYÉN	19.992	12	56 P. SEBESTYÉN	25.912
13	119 P. SZKOPEK	2.312	13	56 P. SEBESTYÉN	20.571	13	4 G. VIZZIELLO	18.002	13	4 G. VIZZIELLO	20.307	13	4 G. VIZZIELLO	26.005

09/07/2016

These data/results cannot be reproduced, stored and/or transmitted in whole or in part by any manner of electronic, mechanical, photocopying, recording, broadcasting or otherwise now known or herein after developed without the previous express consent by the copyright owner, except for reproduction in daily press and regular printed publications on sale to the public within 60 days of the event related to those data/results and always provided that copyright symbol appears together as follows below.

© DORNA WSBK ORGANIZATION Srl 2016

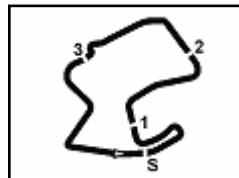
FICR PERGOIA TINING



Official Tyre Supplier



Official Timekeeper



Mazda Raceway 3.610 m

1 / 1

## US Round, 8-9-10 July 2016 World Superbike - Ideal Times Superpole 1

No. Rider	Nat	Bike	Seg. 1 Diff. 1	Seg. 2 Diff. 2	Seg. 3 Diff. 3	Seg. 4 Diff. 4	Seg. 5 Diff. 5	Ideal Time Best Lap	Pos.	Diff.
1 60 M. VAN DER MARK	NED	Honda CBR1000RR SP	2.233 0.010	19.613	17.389 0.025	<b>19.157</b>	<b>24.952</b> 0.177	<b>1'23.344</b> 1'23.556	2	0.212
2 2 L. CAMIER	GBR	MV Agusta 1000 F4	2.277	<b>19.590</b> 0.031	<b>17.246</b>	19.295 0.086	25.020	<b>1'23.428</b> 1'23.545	1	0.117
3 15 A. DE ANGELIS	RSM	Aprilia RSV4 RF	<b>2.179</b>	19.961	17.259	19.187	25.075	<b>1'23.661</b> 1'23.661	3	0.000
4 13 A. WEST	AUS	Kawasaki ZX-10R	2.227 0.026	19.924	17.390 0.061	19.393	25.107	<b>1'24.041</b> 1'24.128	4	0.087
5 25 J. BROOKES	AUS	BMW S1000 RR	2.225 0.003	19.905 0.037	17.425	19.520 0.036	25.199 0.248	<b>1'24.274</b> 1'24.598	5	0.324
6 35 R. DE ROSA	ITA	BMW S1000 RR	2.252	20.026	17.384	19.469 0.229	25.221 0.286	<b>1'24.352</b> 1'24.867	8	0.515
7 40 R. RAMOS	ESP	Kawasaki ZX-10R	2.257 0.007	20.118 0.004	17.512	19.453	25.298 0.139	<b>1'24.638</b> 1'24.788	6	0.150
8 17 K. ABRAHAM	CZE	BMW S1000 RR	2.238 0.008	20.179	17.438	19.538	25.311 0.099	<b>1'24.704</b> 1'24.811	7	0.107
9 9 D. SCHMITTER	SUI	Kawasaki ZX-10R	2.238 0.019	20.145	17.744	19.709	25.499	<b>1'25.335</b> 1'25.354	9	0.019
10 11 S. AL SULAITI	QAT	Kawasaki ZX-10R	2.293 0.020	20.163	17.615	19.813	25.528 0.157	<b>1'25.412</b> 1'25.589	10	0.177
11 119 P. SZKOPEK	POL	Yamaha YZF R1	2.312 0.092	20.289	17.579	19.806 0.070	25.634 0.188	<b>1'25.620</b> 1'25.970	11	0.350
12 56 P. SEBESTYÉN	HUN	Yamaha YZF R1	2.308 0.040	20.571	17.931 0.021	19.992 0.084	25.912	<b>1'26.714</b> 1'26.859	12	0.145
13 4 G. VIZZIELLO	ITA	Kawasaki ZX-10R	2.311 0.042	20.495	18.002	20.307	26.005 0.078	<b>1'27.120</b> 1'27.240	13	0.120
<b>Overall Ideal Time</b>			2.179	19.590	17.246	19.157	24.952	<b>1'23.124</b>		

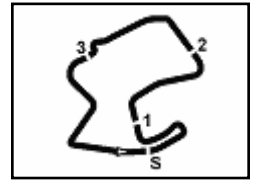
09/07/2016

These data/results cannot be reproduced, stored and/or transmitted in whole or in part by any manner of electronic, mechanical, photocopying, recording, broadcasting or otherwise now known or herein after developed without the previous express consent by the copyright owner, except for reproduction in daily press and regular printed publications on sale to the public within 60 days of the event related to those data/results and always provided that copyright symbol appears together as follows below.  
© DORNA WSBK ORGANIZATION Srl 2016

PIRELLI PERGOIA TUNING







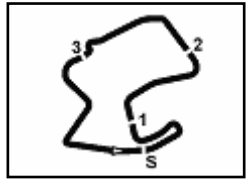
Mazda Raceway 3.610 m

2	<b>2.311</b>	20.820	18.184	20.368	26.261	1'27.944	<b>235.0</b>	11:33'22.257
3	2.414	24.095	20.040	23.632	5'22.899	6'33.080 P	222.3	11:39'55.337
4			19.846	20.488	<b>26.005</b>	1'51.917 P		11:41'47.254
5	2.353	<b>20.495</b>	<b>18.002</b>	<b>20.307</b>	26.083	<b>1'27.240</b>	234.0	11:43'14.494
6	2.325	24.167	24.088	25.834	42.670	1'59.084	231.4	11:45'13.578

P = Pits In/Out - C = Lap-Time Cancelled

These data/results cannot be reproduced, stored and/or transmitted in whole or in part by any manner of electronic, mechanical, photocopying, recording, broadcasting or otherwise now known or herein after developed without the previous express consent by the copyright owner, except for reproduction in daily press and regular printed publications on sale to the public within 60 days of the event related to those data/results and always provided that copyright symbol appears together as follows below.

© DORNA WSBK ORGANIZATION Srl 2016

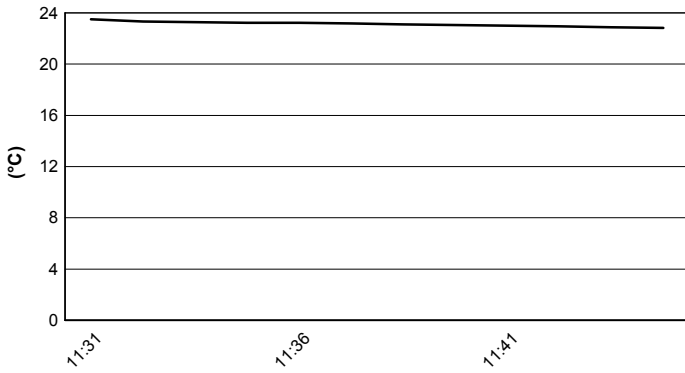


Mazda Raceway 3.610 m

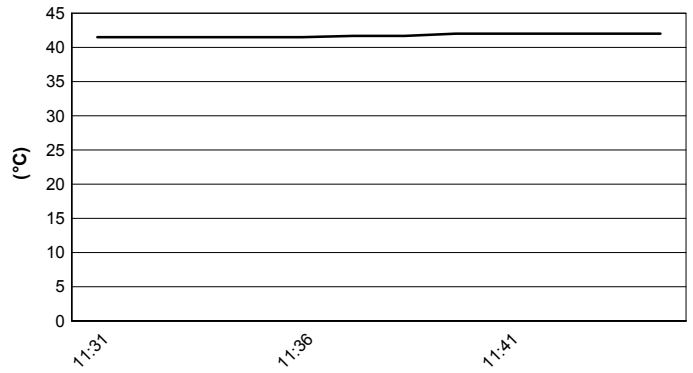
**US Round, 8-9-10 July 2016**  
**World Superbike - Weather Report Superpole 1**

Session started 11:30      Session ended 11:46

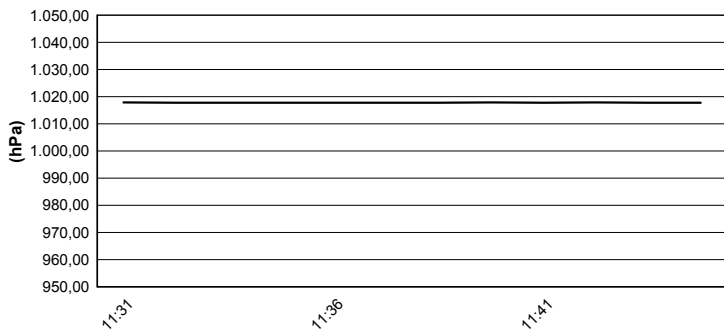
**Air Temperature**



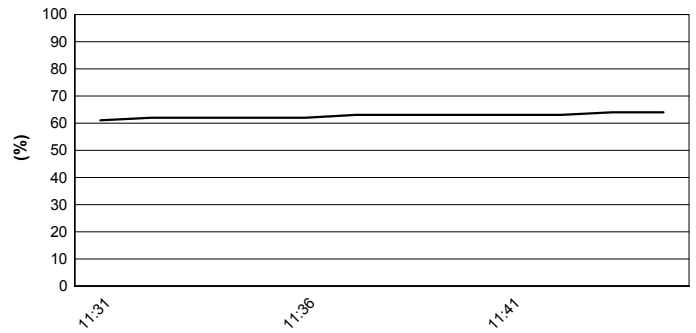
**Track Temperature**



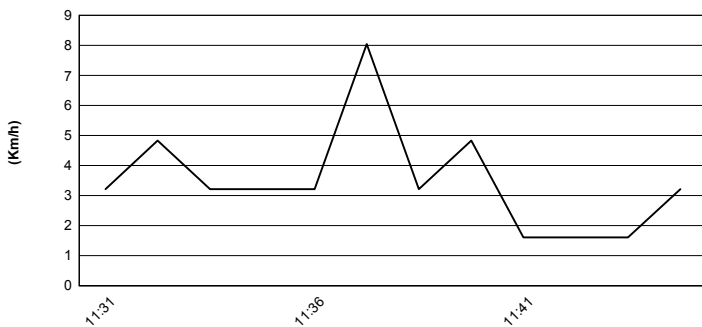
**Air Pressure**



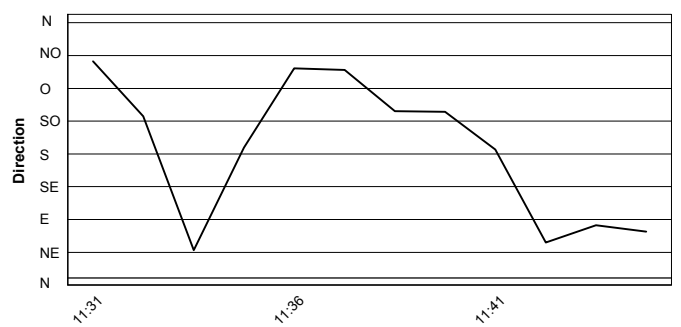
**Humidity**



**Wind Speed**



**Wind Direction**



These data/results cannot be reproduced, stored and/or transmitted in whole or in part by any manner of electronic, mechanical, photocopying, recording, broadcasting or otherwise now known or herein after developed without the previous express consent by the copyright owner, except for reproduction in daily press and regular printed publications on sale to the public within 60 days of the event related to those data/results and always provided that copyright symbol appears together as follows below.  
© DORNA WSBK ORGANIZATION Srl 2016