

Mazda Raceway 3.610 m

US Round, 8-9-10 July 2016

World Superbike - Free Practices & Superpole Combined Results

No.	Rider	Nat	Team	Bike	FP 1	FP 2	Laps	Superpole	Gap	Time	Avg
1	66 T. SYKES	GBR	Kawasaki Racing Team	Kawasaki ZX-10R	1'24.966	1'23.891	55	1'22.155		1'22.155	158,189
2	1 J. REA	GBR	Kawasaki Racing Team	Kawasaki ZX-10R	1'23.985	1'23.696	54	1'22.210	0.055	1'22.210	158,083
3	34 D. GIUGLIANO	ITA	Aruba.it Racing - Ducati	Ducati Panigale R	1'24.867	1'23.978	46	1'22.479	0.324	1'22.479	157,567
4	7 C. DAVIES	GBR	Aruba.it Racing - Ducati	Ducati Panigale R	1'23.971	1'23.622	54	1'22.696	0.541	1'22.696	157,154
5	12 X. FORÉS	ESP	Barni Racing Team	Ducati Panigale R	1'24.790	1'24.130	48	1'22.979	0.824	1'22.979	156,618
6	69 N. HAYDEN	USA	Honda World Superbike Team	Honda CBR1000RR SP	1'24.745	1'23.866	52	1'22.988	0.833	1'22.988	156,601
7	81 J. TORRES	ESP	Althea BMW Racing Team	BMW S1000 RR	1'24.829	1'24.022	48	1'23.085	0.930	1'23.085	156,418
8	32 L. SAVADORI	ITA	IodaRacing Team	Aprilia RSV4 RF	1'24.978	1'24.106	53	1'23.096	0.941	1'23.096	156,397
9	59 N. CANEPA	ITA	Pata Yamaha Official WorldSBK Team	Yamaha YZF R1	1'24.814	1'24.310	52	1'23.098	0.943	1'23.098	156,394
10	22 A. LOWES	GBR	Pata Yamaha Official WorldSBK Team	Yamaha YZF R1	1'23.912	1'24.333	32	1'23.116	0.961	1'23.116	156,360
11	60 M. VAN DER MARK	NED	Honda World Superbike Team	Honda CBR1000RR SP	1'24.317	1'24.561	55	1'23.455	1.300	1'23.455	155,725
12	2 L. CAMIER	GBR	MV Agusta Reparto Corse	MV Agusta 1000 F4		1'24.504	23	1'23.459	1.304	1'23.459	155,717
13	15 A. DE ANGELIS	RSM	IodaRacing Team	Aprilia RSV4 RF	1'25.101	1'24.333	52	1'23.661		1'23.661	155,341
14	13 A. WEST	AUS	Pedercini Racing	Kawasaki ZX-10R	1'25.794	1'25.212	46	1'24.128	0.467	1'24.128	154,479
15	25 J. BROOKES	AUS	Milwaukee BMW	BMW S1000 RR	1'26.076	1'25.246	53	1'24.598	0.937	1'24.598	153,621
16	40 R. RAMOS	ESP	Team GoEleven	Kawasaki ZX-10R	1'25.592	1'25.269	50	1'24.788	1.127	1'24.788	153,276
17	17 K. ABRAHAM	CZE	Milwaukee BMW	BMW S1000 RR	1'25.734	1'25.066	52	1'24.811	1.150	1'24.811	153,235
18	35 R. DE ROSA	ITA	Althea BMW Racing Team	BMW S1000 RR	1'26.459	1'25.210	52	1'24.867	1.206	1'24.867	153,134
19	9 D. SCHMITTER	SUI	Grillini Racing Team	Kawasaki ZX-10R	1'27.654	1'26.281	58	1'25.354	1.693	1'25.354	152,260
20	11 S. AL SULAITI	QAT	Pedercini Racing	Kawasaki ZX-10R	1'28.420	1'27.501	57	1'25.589	1.928	1'25.589	151,842
21	119 P. SZKOPEK	POL	Team Tóth	Yamaha YZF R1	1'27.970	1'27.548	34	1'25.970	2.309	1'25.970	151,169
22	56 P. SEBESTYÉN	HUN	Team Tóth	Yamaha YZF R1	1'28.227		22	1'26.859	3.198	1'26.859	149,622
23	4 G. VIZZIELLO	ITA	Grillini Racing Team	Kawasaki ZX-10R	1'28.305		20	1'27.240	3.579	1'27.240	148,968

09/07/2016

The results are provisional until the end of the time limit for protests and appeals and the completion of the technical checks.

These data/results cannot be reproduced, stored and/or transmitted in whole or in part by any manner of electronic, mechanical, photocopying, recording, broadcasting or otherwise now known or herein after developed without the previous express consent by the copyright owner, except for reproduction in daily press and regular printed publications on sale to the public within 60 days of the event related to those data/results and always provided that copyright symbol appears together as follows below.

© DORNA WSBK ORGANIZATION Srl 2016

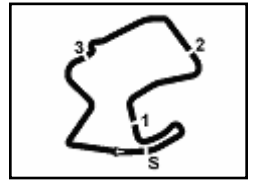
PIRELLI PERUGIA TIRING



Official Tyre Supplier



Official Timekeeper



Mazda Raceway 3.610 m

US Round, 8-9-10 July 2016

World Superbike - Starting Grid - Race 1

25 Laps x 3,610 km = 90,250 km

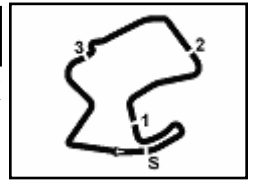
Pos	Number	Name	Team	Time	Class
1	66	SYKES T.	Kawasaki	1'22.155	SP2
2	7	DAVIES C.	Ducati	1'22.696	SP2
3	81	TORRES J.	BMW	1'23.085	SP2
4	22	LOWES A.	Yamaha	1'23.116	SP2
5	15	DE ANGELIS A.	Aprilia	1'23.661	SP1
6	40	RAMOS R.	Kawasaki	1'24.788	SP1
7	9	SCHMITTER D.	Kawasaki	1'25.354	SP1
8	56	SEBESTYÉN P.	Yamaha	1'26.859	SP1
9	59	CANEPA N.	Yamaha	1'23.098	SP2
10	32	SAVADORI L.	Aprilia	1'23.096	SP2
11	17	ABRAHAM K.	BMW	1'24.811	SP1
12	12	FORÉS X.	Ducati	1'22.979	SP2
13	13	WEST A.	Kawasaki	1'24.128	SP1
14	60	VAN DER MARK M.	Honda	1'23.455	SP2
15	25	BROOKES J.	BMW	1'24.598	SP1
16	4	VIZZIELLO G.	Kawasaki	1'27.240	SP1
17	35	DE ROSA R.	BMW	1'24.867	SP1
18	2	CAMIER L.	MV Agusta	1'23.459	SP2
19	11	AL SULAITI S.	Kawasaki	1'25.589	SP1
20	119	SZKOPEK P.	Yamaha	1'25.970	SP1
21	34	GIUGLIANO D.	Ducati	1'22.479	SP2
22	1	REA J.	Kawasaki	1'22.210	SP2
23	69	HAYDEN N.	Honda	1'22.988	SP2

Jury President

..... Race Director

These data/results cannot be reproduced, stored and/or transmitted in whole or in part by any manner of electronic, mechanical, photocopying, recording, broadcasting or otherwise now known or herein after developed without the previous express consent by the copyright owner, except for reproduction in daily press and regular printed publications on sale to the public within 60 days of the event related to those data/results and always provided that copyright symbol appears together as follows below.

© DORNA WSBK ORGANIZATION Srl 2016



Mazda Raceway 3.610 m

1 / 2

US Round, 8-9-10 July 2016 World Superbike - Results Superpole 2

No.	Rider	Nat	Team	Bike	Time	Gap	Rel.	Laps	Speed	
									Avg	Max
1	66 T. SYKES	GBR	Kawasaki Racing Team	Kawasaki ZX-10R	1'22.155			7	158,189	257,6
2	1 J. REA	GBR	Kawasaki Racing Team	Kawasaki ZX-10R	1'22.210	0.055	0.055	7	158,083	259,5
3	34 D. GIUGLIANO	ITA	Aruba.it Racing - Ducati	Ducati Panigale R	1'22.479	0.324	0.269	7	157,567	257,6
4	7 C. DAVIES	GBR	Aruba.it Racing - Ducati	Ducati Panigale R	1'22.696	0.541	0.217	8	157,154	255,8
5	12 X. FORÉS	ESP	Barni Racing Team	Ducati Panigale R	1'22.979	0.824	0.283	8	156,618	246,9
6	69 N. HAYDEN	USA	Honda World Superbike Team	Honda CBR1000RR SP	1'22.988	0.833	0.009	9	156,601	255,2
7	81 J. TORRES	ESP	Althea BMW Racing Team	BMW S1000 RR	1'23.085	0.930	0.097	9	156,418	251,0
8	32 L. SAVADORI	ITA	IodaRacing Team	Aprilia RSV4 RF	1'23.096	0.941	0.011	8	156,397	246,9
9	59 N. CANEPA	ITA	Pata Yamaha Official WorldSBK Team	Yamaha YZF R1	1'23.098	0.943	0.002	7	156,394	251,0
10	22 A. LOWES	GBR	Pata Yamaha Official WorldSBK Team	Yamaha YZF R1	1'23.116	0.961	0.018	7	156,360	253,4
11	60 M. VAN DER MARK	NED	Honda World Superbike Team	Honda CBR1000RR SP	1'23.455	1.300	0.339	9	155,725	251,0
12	2 L. CAMIER	GBR	MV Agusta Reparto Corse	MV Agusta 1000 F4	1'23.459	1.304	0.004	9	155,717	248,1

AIR	Humidity:	64%	Temp:	22°C
TRACK	Condition:	Dry	Temp:	43°C

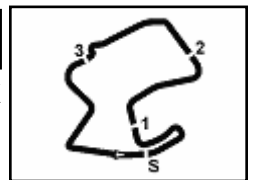
Lap Record:	2014 T.Sykes	1'21.811	158,850	Km/h
Best Lap:	2014 D.Giugliano	1'23.403	155,820	Km/h

These data/results cannot be reproduced, stored and/or transmitted in whole or in part by any manner of electronic, mechanical, photocopying, recording, broadcasting or otherwise now known or herein after developed without the previous express consent by the copyright owner, except for reproduction in daily press and regular printed publications on sale to the public within 60 days of the event related to those data/results and always provided that copyright symbol appears together as follows below.

© DORNA WSBK ORGANIZATION Srl 2016

09/07/2016	Start 11:55	End 12:12	The results are provisional until the end of the time limit for protests and appeals and the completion of the technical checks.
------------	----------------	--------------	--

FCR PERDORA TUNING

US Round, 8-9-10 July 2016 World Superbike - Results Superpole 2

Session Highlights

11.55.06 Start
12.12.10 End Of Session

Fastest Laps Sequence

No.	Rider	Nat	Team	Bike	Local Time	Time	Gap	Avg
1	J. REA	GBR	Kawasaki Racing Team	Kawasaki ZX-10R	11:56'45.150	1'42.052		127,347
1	J. REA	GBR	Kawasaki Racing Team	Kawasaki ZX-10R	11:58'08.698	1'23.548	-18.504	155,551
22	A. LOWES	GBR	Pata Yamaha Official WorldSBK Team	Yamaha YZF R1	11:58'34.928	1'23.504	-0.044	155,633
1	J. REA	GBR	Kawasaki Racing Team	Kawasaki ZX-10R	11:59'31.839	1'23.141	-0.363	156,313
7	C. DAVIES	GBR	Aruba.it Racing - Ducati	Ducati Panigale R	12:07'47.883	1'22.937	-0.204	156,697
1	J. REA	GBR	Kawasaki Racing Team	Kawasaki ZX-10R	12:08'05.240	1'22.210	-0.727	158,083
66	T. SYKES	GBR	Kawasaki Racing Team	Kawasaki ZX-10R	12:08'47.253	1'22.155	-0.055	158,189

These data/results cannot be reproduced, stored and/or transmitted in whole or in part by any manner of electronic, mechanical, photocopying, recording, broadcasting or otherwise now known or herein after developed without the previous express consent by the copyright owner, except for reproduction in daily press and regular printed publications on sale to the public within 60 days of the event related to those data/results and always provided that copyright symbol appears together as follows below.

© DORNA WSBK ORGANIZATION Srl 2016

09/07/2016	Start 11:55	End 12:12	The results are provisional until the end of the time limit for protests and appeals and the completion of the technical checks.
------------	----------------	--------------	--

FCR PERDIA TIMING



Official Tyre Supplier



Official Timekeeper

US Round, 8-9-10 July 2016

World Superbike - Best Sector & Speed Superpole 2

Mazda Raceway 3.610 m

Best Lap

1	66 T. SYKES	Kawasaki ZX-10R	1'22.155
2	1 J. REA	Kawasaki ZX-10R	1'22.210
3	34 D. GIUGLIANO	Ducati Panigale R	1'22.479
4	7 C. DAVIES	Ducati Panigale R	1'22.696
5	12 X. FORÉS	Ducati Panigale R	1'22.979
6	69 N. HAYDEN	Honda CBR1000RR SP	1'22.988
7	81 J. TORRES	BMW S1000 RR	1'23.085
8	32 L. SAVADORI	Aprilia RSV4 RF	1'23.096
9	59 N. CANEPA	Yamaha YZF R1	1'23.098
10	22 A. LOWES	Yamaha YZF R1	1'23.116
11	60 M. VAN DER MARK	Honda CBR1000RR SP	1'23.455
12	2 L. CAMIER	MV Aqusta 1000 F4	1'23.459

Best Sector & Speed

1	1 J. REA	Kawasaki ZX-10R	259.5
2	66 T. SYKES	Kawasaki ZX-10R	257.6
3	34 D. GIUGLIANO	Ducati Panigale R	257.6
4	7 C. DAVIES	Ducati Panigale R	255.8
5	69 N. HAYDEN	Honda CBR1000RR SP	255.2
6	22 A. LOWES	Yamaha YZF R1	253.4
7	59 N. CANEPA	Yamaha YZF R1	251.0
8	81 J. TORRES	BMW S1000 RR	251.0
9	60 M. VAN DER MARK	Honda CBR1000RR SP	251.0
10	2 L. CAMIER	MV Aqusta 1000 F4	248.1
11	12 X. FORÉS	Ducati Panigale R	246.9
12	32 L. SAVADORI	Aprilia RSV4 RF	246.9

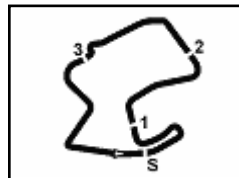
Seg. 1		Seg. 2		Seg. 3		Seg. 4		Seg. 5			
1	66 T. SYKES	2.167	1	1 J. REA	19.443	1	34 D. GIUGLIANO	17.068	1	66 T. SYKES	24.518
2	1 J. REA	2.173	2	66 T. SYKES	19.474	2	59 N. CANEPA	17.124	2	66 T. SYKES	18.831
3	69 N. HAYDEN	2.191	3	7 C. DAVIES	19.481	3	81 J. TORRES	17.128	3	7 C. DAVIES	18.935
4	32 L. SAVADORI	2.194	4	34 D. GIUGLIANO	19.487	4	22 A. LOWES	17.130	4	34 D. GIUGLIANO	18.967
5	34 D. GIUGLIANO	2.194	5	59 N. CANEPA	19.543	5	1 J. REA	17.139	5	32 L. SAVADORI	19.081
6	7 C. DAVIES	2.208	6	2 L. CAMIER	19.553	6	66 T. SYKES	17.145	6	81 J. TORRES	19.133
7	22 A. LOWES	2.219	7	22 A. LOWES	19.555	7	12 X. FORÉS	17.173	7	12 X. FORÉS	19.159
8	81 J. TORRES	2.220	8	69 N. HAYDEN	19.581	8	32 L. SAVADORI	17.212	8	69 N. HAYDEN	19.212
9	12 X. FORÉS	2.232	9	81 J. TORRES	19.632	9	69 N. HAYDEN	17.213	9	22 A. LOWES	19.231
10	60 M. VAN DER MAR	2.233	10	12 X. FORÉS	19.634	10	7 C. DAVIES	17.216	10	60 M. VAN DER MAR	19.243
11	59 N. CANEPA	2.236	11	60 M. VAN DER MAR	19.677	11	2 L. CAMIER	17.235	11	59 N. CANEPA	19.245
12	2 L. CAMIER	2.264	12	32 L. SAVADORI	19.824	12	60 M. VAN DER MAR	17.247	12	2 L. CAMIER	19.370

09/07/2016

These data/results cannot be reproduced, stored and/or transmitted in whole or in part by any manner of electronic, mechanical, photocopying, recording, broadcasting or otherwise now known or herein after developed without the previous express consent by the copyright owner, except for reproduction in daily press and regular printed publications on sale to the public within 60 days of the event related to those data/results and always provided that copyright symbol appears together as follows below.

© DORNA WSBK ORGANIZATION Srl 2016





Mazda Raceway 3.610 m

1 / 1

US Round, 8-9-10 July 2016 World Superbike - Ideal Times Superpole 2

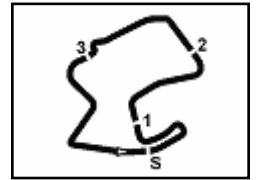
No. Rider	Nat	Bike	Seg. 1 Diff. 1	Seg. 2 Diff. 2	Seg. 3 Diff. 3	Seg. 4 Diff. 4	Seg. 5 Diff. 5	Ideal Time Best Lap	Pos.	Diff.
1 66 T. SYKES	GBR	Kawasaki ZX-10R	2.167 0.020	19.474	17.145	18.831	24.518	1'22.135 1'22.155	1	0.020
2 1 J. REA	GBR	Kawasaki ZX-10R	2.173 0.008	19.443	17.139	18.828	24.619	1'22.202 1'22.210	2	0.008
3 34 D. GIUGLIANO	ITA	Ducati Panigale R	2.194 0.029	19.487	17.068	18.967	24.734	1'22.450 1'22.479	3	0.029
4 7 C. DAVIES	GBR	Ducati Panigale R	2.208 0.005	19.481 0.003	17.216 0.002	18.935	24.846	1'22.686 1'22.696	4	0.010
5 81 J. TORRES	ESP	BMW S1000 RR	2.220 0.027	19.632 0.092	17.128 0.103	19.133	24.750	1'22.863 1'23.085	7	0.222
6 69 N. HAYDEN	USA	Honda CBR1000RR SP	2.191 0.034	19.581	17.213	19.212	24.757	1'22.954 1'22.988	6	0.034
7 12 X. FORÉS	ESP	Ducati Panigale R	2.232 0.008	19.634	17.173	19.159	24.773	1'22.971 1'22.979	5	0.008
8 59 N. CANEPA	ITA	Yamaha YZF R1	2.236 0.024	19.543 0.084	17.124	19.245	24.842	1'22.990 1'23.098	9	0.108
9 22 A. LOWES	GBR	Yamaha YZF R1	2.219 0.010	19.555	17.130	19.231	24.880 0.091	1'23.015 1'23.116	10	0.101
10 32 L. SAVADORI	ITA	Aprilia RSV4 RF	2.194 0.016	19.824	17.212	19.081	24.769	1'23.080 1'23.096	8	0.016
11 60 M. VAN DER MARK	NED	Honda CBR1000RR SP	2.233 0.032	19.677 0.069	17.247 0.083	19.243	24.871	1'23.271 1'23.455	11	0.184
12 2 L. CAMIER	GBR	MV Agusta 1000 F4	2.264	19.553	17.235 0.036	19.370 0.039	24.878 0.084	1'23.300 1'23.459	12	0.159
Overall Ideal Time			2.167	19.443	17.068	18.828	24.518	1'22.024		

09/07/2016

These data/results cannot be reproduced, stored and/or transmitted in whole or in part by any manner of electronic, mechanical, photocopying, recording, broadcasting or otherwise now known or herein after developed without the previous express consent by the copyright owner, except for reproduction in daily press and regular printed publications on sale to the public within 60 days of the event related to those data/results and always provided that copyright symbol appears together as follows below.
© DORNA WSBK ORGANIZATION Srl 2016

PIRELLI PERDOLIA TUNING





US Round, 8-9-10 July 2016 World Superbike - Chronological Analysis Superpole 2

Mazda Raceway 3.610 m

1 / 1

1° 66 T. SYKES (1'22.155)

Lap	Seg. 1	Seg. 2	Seg. 3	Seg. 4	Seg. 5	Lap Time	km/h	Local Time
1			18.730	21.092	26.815	1'58.913 P		11:55'15.881
2	2.179	19.839	17.702	19.561	24.927	1'24.208	256.4	11:58'39.002
3	2.183	19.740	17.454	19.195	24.854	1'23.426	255.2	12:00'02.428
4	2.170	20.057	18.179	20.357	4'33.681	5'34.444 P	255.8	12:05'36.872
5			18.853	19.901	24.957	1'48.226 P		12:07'25.098
6	2.187	19.474	17.145	18.831	24.518	1'22.155	256.4	12:08'47.253
7	2.167	19.565	17.352	19.386	25.021	1'23.491	257.6	12:10'10.744

2° 1 J. REA (1'22.210)

Lap	Seg. 1	Seg. 2	Seg. 3	Seg. 4	Seg. 5	Lap Time	km/h	Local Time
1			17.481	19.881	25.096	1'42.052 P		11:55'03.098
2	2.193	19.685	17.555	19.283	24.832	1'23.548	256.4	11:58'08.698
3	2.182	19.683	17.248	19.135	24.893	1'23.141	255.8	11:59'31.839
4	2.212	21.442	19.590	20.737	4'24.457	5'28.438 P	243.6	12:05'00.277
5			17.948	19.604	24.932	1'42.753 P		12:06'43.030
6	2.181	19.443	17.139	18.828	24.619	1'22.210	257.0	12:08'05.240
7	2.208	24.679	23.321	19.962	25.810	1'35.980	240.8	12:09'41.220

3° 34 D. GIUGLIANO (1'22.479)

Lap	Seg. 1	Seg. 2	Seg. 3	Seg. 4	Seg. 5	Lap Time	km/h	Local Time
1			18.690	19.829	25.118	1'44.917 P		11:55'59.231
2	2.212	19.735	17.307	19.250	25.010	1'23.514	254.0	11:57'44.148
3	2.234	21.644	20.263	19.724	4'55.994	5'59.859 P	248.7	12:05'07.662
4			21.066	23.107	24.944	1'58.610 P		12:07'06.131
5	2.223	19.487	17.068	18.967	24.734	1'22.479	254.0	12:08'28.610
6	2.194	19.551	17.322	19.125	24.748	1'22.940	257.6	12:09'51.550
7	2.238	25.097	24.175	21.436	28.994	1'41.940	244.7	12:11'33.490

4° 7 C. DAVIES (1'22.696)

Lap	Seg. 1	Seg. 2	Seg. 3	Seg. 4	Seg. 5	Lap Time	km/h	Local Time
1			19.316	22.427	27.854	1'54.629 P		11:55'14.398
2	2.208	19.858	17.380	19.168	25.050	1'23.664	255.8	11:58'32.691
3	2.208	19.740	17.267	19.131	25.136	1'23.482	254.0	11:59'56.173
4	2.222	20.382	18.049	19.908	3'40.756	4'41.317 P	249.8	12:04'37.490
5			19.072	22.367	25.988	1'47.456 P		12:06'24.946
6	2.218	19.481	17.216	19.132	24.890	1'22.937	254.0	12:07'47.883
7	2.213	19.484	17.218	18.935	24.846	1'22.696	254.6	12:09'10.579
8	2.208	24.248	22.613	21.984	34.283	1'45.336	252.2	12:10'55.915

5° 12 X. FORÉS (1'22.979)

Lap	Seg. 1	Seg. 2	Seg. 3	Seg. 4	Seg. 5	Lap Time	km/h	Local Time
1			18.709	20.136	25.608	1'46.536 P		11:55'50.467
2	2.281	19.863	17.341	19.970	25.163	1'24.618	235.5	11:59'01.621
3	2.257	19.827	17.303	19.331	25.154	1'23.872	239.7	12:00'25.493
4	2.258	19.899	17.345	19.524	3'40.383	4'39.409 P	240.3	12:05'04.902
5			23.724	23.003	25.039	1'58.690 P		12:07'03.592
6	2.252	19.784	17.221	19.728	26.747	1'25.732	237.1	12:08'29.324
7	2.240	19.634	17.173	19.159	24.773	1'22.979	244.7	12:09'52.303
8	2.232	25.567	21.538	20.970	26.685	1'36.992	246.9	12:11'29.295

6° 69 N. HAYDEN (1'22.988)

Lap	Seg. 1	Seg. 2	Seg. 3	Seg. 4	Seg. 5	Lap Time	km/h	Local Time
1			18.788	20.509	25.428	1'46.658 P		11:55'04.750
2	2.219	19.913	17.527	19.489	25.047	1'24.195	250.4	11:58'15.603
3	2.191	19.783	17.397	19.503	24.939	1'23.813	255.2	11:59'39.416
4	2.207	19.776	17.390	19.367	24.967	1'23.707	252.2	12:01'03.123
5	2.213	20.497	17.840	19.796	2'35.405	3'35.751 P	248.1	12:04'38.874
6			18.947	23.348	25.650	1'48.646 P		12:06'27.520
7	2.225	19.581	17.213	19.212	24.757	1'22.988	249.8	12:07'50.508
8	2.209	19.734	17.389	19.311	24.853	1'23.496	252.2	12:09'14.004
9	2.213	21.715	19.245	22.577	30.893	1'36.643	249.8	12:10'50.647

7° 81 J. TORRES (1'23.085)

Lap	Seg. 1	Seg. 2	Seg. 3	Seg. 4	Seg. 5	Lap Time	km/h	Local Time
1			18.480	20.263	25.506	1'45.428 P		11:55'02.597
2	2.239	20.073	17.479	19.318	25.256	1'24.365	245.2	11:58'12.390
3	2.240	19.878	17.274	19.285	25.013	1'23.690	247.5	11:59'36.080

P = Pits In/Out - C = Lap-Time Cancelled

4	2.229	19.773	17.370	19.214	25.039	1'23.625	248.7	12:00'59.705
5	2.268	20.542	17.897	20.049	2'44.325	3'45.081 P	241.4	12:04'44.786
6			19.509	20.853	26.136	1'47.654 P		12:06'32.440
7	2.247	19.724	17.231	19.133	24.750	1'23.085	249.8	12:07'55.525
8	2.220	19.632	17.128	19.281	24.993	1'23.254	251.0	12:09'18.779
9	2.274	24.097	20.339	20.191	26.696	1'33.597	243.0	12:10'52.376

8° 32 L. SAVADORI (1'23.096)

Lap	Seg. 1	Seg. 2	Seg. 3	Seg. 4	Seg. 5	Lap Time	km/h	Local Time
1	11.054	33.055	19.047	20.926	28.573	1'52.655 P		11:55'00.026
2	2.221	20.186	17.359	19.464	25.240	1'24.470	243.0	11:58'17.151
3	2.197	20.012	17.278	19.331	24.933	1'23.751	245.8	11:59'40.902
4	2.194	22.735	18.783	20.594	4'07.345	5'11.651 P	246.4	12:04'52.553
5			20.426	20.223	25.290	1'52.122 P		12:06'44.675
6	2.210	19.824	17.212	19.081	24.769	1'23.096	246.9	12:08'07.771
7	2.201	19.975	17.522	19.390	25.125	1'24.213	244.7	12:09'31.984
8	2.327	24.226	22.614	20.569	30.728	1'40.464	217.8	12:11'12.448

9° 59 N. CANEPA (1'23.098)

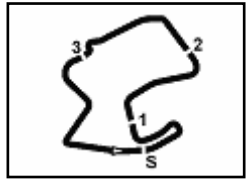
Lap	Seg. 1	Seg. 2	Seg. 3	Seg. 4	Seg. 5	Lap Time	km/h	Local Time
1			19.337	23.459	26.168	1'52.244 P		11:55'15.601
2	2.277	19.882	17.684	20.353	25.109	1'25.305	246.4	11:57'07.845
3	2.236	19.746	17.384	19.502	25.035	1'23.903	250.4	11:59'57.053
4	2.243	20.234	17.995	19.802	4'29.459	5'29.733 P	248.1	12:05'26.786
5			25.930	22.726	25.585	1'59.508 P		12:07'26.294
6	2.260	19.627	17.124	19.245	24.842	1'23.098	248.7	12:08'49.392
7	2.238	19.543	17.254	19.338	24.920	1'23.293	251.0	12:10'12.685

10° 22 A. LOWES (1'23.116)

Lap	Seg. 1	Seg. 2	Seg. 3	Seg. 4	Seg. 5	Lap Time	km/h	Local Time
1			18.388	23.771	26.271	1'51.999 P		11:55'19.425
2	2.230	19.648	17.348	19.380	24.898	1'23.504	248.7	11:58'33.150
3	2.219	19.611	17.309	19.501	24.976	1'23.616	253.4	11:59'58.544
4	2.225	21.226	18.455	20.045	4'06.065	5'08.016 P	245.8	12:05'06.560
5			19.644	20.034	25.333	1'53.626 P		12:07'00.186
6	2.229	19.555	17.130	19.231	24.971	1'23.116	251.6	12:08'23.302
7	2.232	19.621	17.255	19.352	24.880	1'23.340	249.2	12:09'46.642

11° 60 M. VAN DER MARK (1'23.455)

Lap	Seg. 1	Seg. 2	Seg. 3	Seg. 4	Seg. 5	Lap Time	km/h	Local Time
1	7.917	34.060	18.891	20.042	25.295	1'46.205 P		11:55'15.127
2	2.267	19.775	17.349	19.368	25.000	1'23.759	247.5	11:58'25.091
3	2.237	19.807	17.358	19.492	25.050	1'23.944	249.2	11:59'49.035
4	2.233	21.957	18.069	20.107	2'46.853	3'49.219 P	250.4	12:03'38.254
5			20.235	21.444	25.788	1'49.737 P		12:05'27.991
6	2.265	19.746	17.330	19.243	24.871	1'23.455	246.9	12:06'51.446
7	2.237	19.677	17.247	19.369	25.066	1'23.596	251.0	12:0

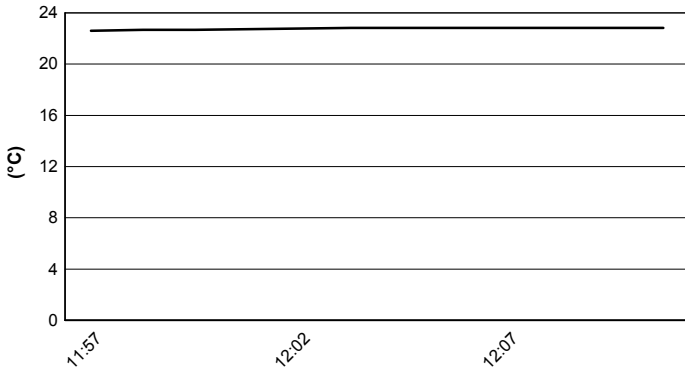


Mazda Raceway 3.610 m

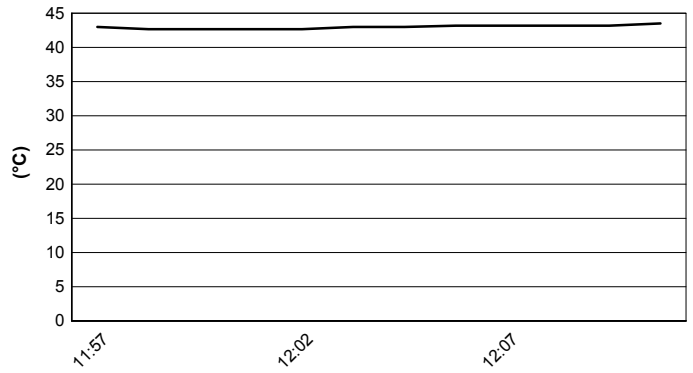
US Round, 8-9-10 July 2016
World Superbike - Weather Report Superpole 2

Session started 11:55 Session ended 12:12

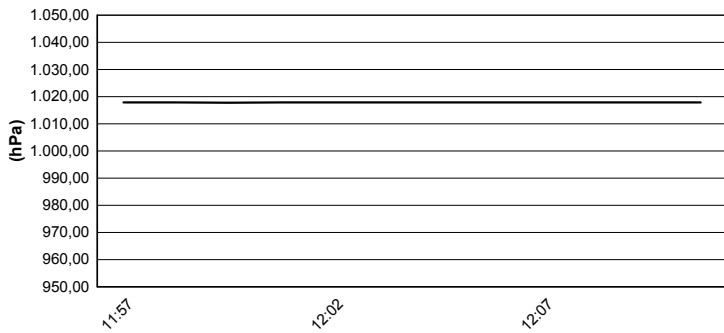
Air Temperature



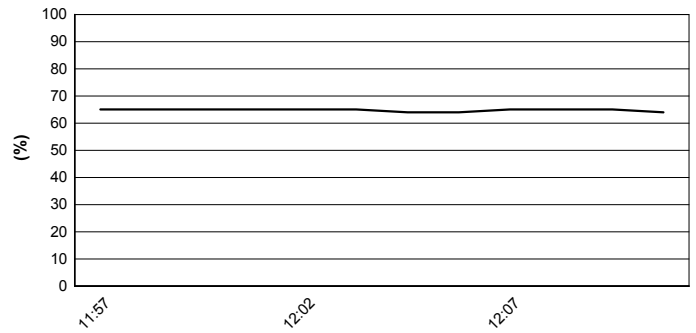
Track Temperature



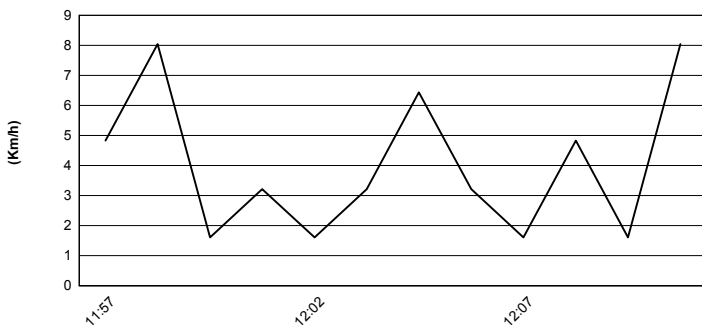
Air Pressure



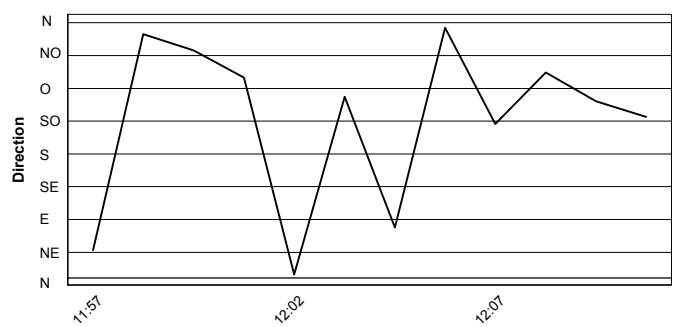
Humidity



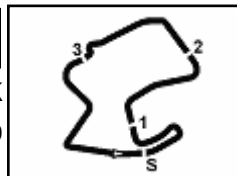
Wind Speed



Wind Direction



These data/results cannot be reproduced, stored and/or transmitted in whole or in part by any manner of electronic, mechanical, photocopying, recording, broadcasting or otherwise now known or herein after developed without the previous express consent by the copyright owner, except for reproduction in daily press and regular printed publications on sale to the public within 60 days of the event related to those data/results and always provided that copyright symbol appears together as follows below.
© DORNA WSBK ORGANIZATION Srl 2016

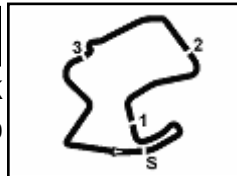


US Round, 8-9-10 July 2016 World Superbike - TISSOT- Superpole Award Superpole 2

Points	Points From First	Points From Previous	February 28	March 13	April 3	April 17	May 1	May 15	May 29	June 19	July 10	September 18	October 2	October 16	October 28			
			PHILLIP ISLAND	BURIRAM	ARAGON	ASSEN	IMOLA	SEPANG	DONINGTON PARK	MISANO	LAGUNA SECA	LAUSITZING	MAGNY-COURS	JEREZ	LOSAIL			
1 SYKES Tom (GBR)	208		25	20	25	25	13	25	25	25	25							
2 REA Jonathan (GBR)	141	67	16	16	11	13	16	16	13	20	20							
3 DAVIES Chaz (GBR)	119	89	22	7	13	13	10	25	11	20	7	13						
4 GIUGLIANO Davide (ITA)	119	89	0	20	10	10	16	20	7	11	9	16						
5 LOWES Alex (GBR)	81	127	38	11	9	16	4	2	20		13	6						
6 HAYDEN Nicky (USA)	78	130	3	9	8	6	6	7	13	9	10	10						
7 VAN DER MARK Michael (NED)	76	132	2	10	25	5	11	5	6	3	6	5						
8 SAVADORI Lorenzo (ITA)	72	136	4	8		4	5	11	9	16	11	8						
9 GUINTOLI Sylvain (FRA)	68	140	4	13	11	20	20	4										
10 TORRES Jordi (ESP)	66	142	2	4	6	8	7	10	8	10	4	9						
11 FORÉS Xavi (ESP)	54	154	12	3		7	8	3	1	5	16	11						
12 CAMIER Leon (GBR)	53	155	1	6	2	9	3	9	4	8	8	4						
13 REITERBERGER Markus (GER)	47	161	6	5	7	3	9	8	10		5							
14 BROOKES Joshua (AUS)	12	196	35	2	3		2	1	2	1		1						
15 BAIOTTO Matteo (ITA)	11	197	1		4		1	6										
16 ABRAHAM Karel (CZE)	10	198	1		5	1				4								
17 WEST Anthony (AUS)	10	198	0						5		3	2						
18 CANEPA Niccolò (ITA)	8	200	2								1	7						
19 DE ANGELIS Alex (RSM)	8	200	0						3	2		3						
20 BEAUBIER Cameron (USA)	7	201	1							7								
	6	202	1							6								
21 RAMOS Román (ESP)	5	203	1		1	2					2							

These data/results cannot be reproduced, stored and/or transmitted in whole or in part by any manner of electronic, mechanical, photocopying, recording, broadcasting or otherwise now known or herein after developed without the previous express consent by the copyright owner, except for reproduction in daily press and regular printed publications on sale to the public within 60 days of the event related to those data/results and always provided that copyright symbol appears together as follows below.

© DORNA WSBK ORGANIZATION Srl 2016



Mazda Raceway 3.610 m

US Round, 8-9-10 July 2016

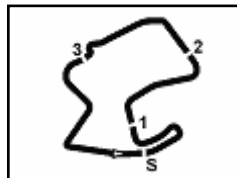
World Superbike - TISSOT- Superpole Award Superpole 2

	Points	Points From First	Points From Previous	February 28 PHILLIP ISLAND	March 13 BURIRAM	April 3 ARAGON	April 17 ASSEN	May 1 IMOLA	May 15 SEPANG	May 29 DONINGTON PARK	June 19 MISANO	July 10 LAGUNA SECA	September 18 LAUSITZRING	October 2 MAGNY-COURS	October 16 JEREZ	October 28 LOSAIL			
22 BARRIER Sylvain (FRA)	1	207	4	1															

These data/results cannot be reproduced, stored and/or transmitted in whole or in part by any manner of electronic, mechanical, photocopying, recording, broadcasting or otherwise now known or herein after developed without the previous express consent by the copyright owner, except for reproduction in daily press and regular printed publications on sale to the public within 60 days of the event related to those data/results and always provided that copyright symbol appears together as follows below.

© DORNA WSBK ORGANIZATION Srl 2016





Mazda Raceway 3.610 m

US Round, 8-9-10 July 2016 World Superbike - Superpole Ranking

	2013	2014	2015	2016
01 Phillip Island	Checa (Esp) Duc 1'30.234 (177,3 Km/h)	Guintoli (Fra) Apr 1'30.038 (177,7 Km/h)	Rea (Gbr) Kaw 1'31.212 (175,4 Km/h)	Sykes (Gbr) Kaw 1'30.020 (177,8 Km/h)
02 Buriram			Rea (Gbr) Kaw 1'33.382 (175,6 Km/h)	van der Mark (Ned) Hon 1'33.452 (175,4 Km/h)
03 Aragon	Sykes (Gbr) Kaw 1'56.339 (165,4 Km/h)	Sykes (Gbr) Kaw 1'56.479 (165,2 Km/h)	Haslam (Gbr) Apr 1'49.664 (166,7 Km/h)	Sykes (Gbr) Kaw 1'49.374 (167,1 Km/h)
04 Assen	Sykes (Gbr) Kaw 1'35.043 (172,0 Km/h)	Baz (Fra) Kaw 1'34.357 (173,3 Km/h)	Sykes (Gbr) Kaw 1'34.789 (172,5 Km/h)	Sykes (Gbr) Kaw 1'35.440 (171,3 Km/h)
05 Imola	Sykes (Gbr) Kaw 1'45.981 (167,7 Km/h)	Rea (Gbr) Hon 1'46.289 (167,2 Km/h)	Giugliano (Ita) Duc 1'46.382 (167,0 Km/h)	Davies (Gbr) Duc 1'45.598 (168,3 Km/h)
06 Sepang		Guintoli (Fra) Apr 2'03.002 (162,2 Km/h)	Sykes (Gbr) Kaw 2'03.240 (161,9 Km/h)	Sykes (Gbr) Kaw 2'02.246 (163,2 Km/h)
07 Donington	Sykes (Gbr) Kaw 1'27.378 (165,7 Km/h)	Giugliano (Ita) Duc 1'44.903 (138,1 Km/h)	Sykes (Gbr) Kaw 1'27.071 (166,3 Km/h)	Sykes (Gbr) Kaw 1'26.712 (167,0 Km/h)
08 Misano Adriatico		Sykes (Gbr) Kaw 1'34.883 (160,3 Km/h)	Sykes (Gbr) Kaw 1'34.214 (161,5 Km/h)	Sykes (Gbr) Kaw 1'34.037 (161,8 Km/h)
09 Laguna Seca	Guintoli (Fra) Apr 1'22.683 (157,2 Km/h)	Sykes (Gbr) Kaw 1'21.811 (158,9 Km/h)	Davies (Gbr) Duc 1'22.101 (158,3 Km/h)	Sykes (Gbr) Kaw 1'22.155 (158,2 Km/h)
11 Magny-Cours	Sykes (Gbr) Kaw 1'38.592 (161,1 Km/h)	Sykes (Gbr) Kaw 1'36.366 (164,8 Km/h)	Haslam (Gbr) Apr 1'56.404 (136,4 Km/h)	
12 Jerez	Lavery (Irl) Apr 1'40.620 (158,2 Km/h)	Baz (Fra) Kaw 1'40.298 (158,8 Km/h)	Sykes (Gbr) Kaw 1'40.292 (158,8 Km/h)	
13 Losail		Giugliano (Ita) Duc 1'57.033 (165,5 Km/h)	Sykes (Gbr) Kaw 1'56.821 (165,8 Km/h)	

2016

- 7 T. Sykes
- 1 M. van der Mark
- 1 C. Davies

ALL TIMES

- | | | |
|---------------|----------------|------------------|
| 43 T. Corser | 6 J. Kocinski | 2 D. Tardozzi |
| 37 T. Sykes | 6 C. Crutchlow | 2 A. Yanagawa |
| 26 T. Bayliss | 6 J. Rea | 2 M. Lucchinelli |
| 21 C. Fogarty | 5 D. Giugliano | 2 B. Bostrom |
| 17 D. Polen | 5 M. Biaggi | 2 B. Monti |
| 16 N. Hodgson | 4 F. Merkel | 2 M. Campbell |
| 15 C. Edwards | 4 J. Toseland | 2 Y. Nagai |
| 11 B. Spies | 4 S. Guintoli | 2 M. Neukirchner |
| 10 P. Chili | 3 S. Mertens | 2 L. Baz |
| 10 C. Checa | 3 R. Phillis | 2 E. Lavery |
| 9 R. Roche | 3 S. Martin | 2 C. Davies |
| 8 G. Falappa | 3 C. Vermeulen | 1 M. Doohan |
| 8 S. Russell | 3 Y. Kagayama | 1 D. Chandler |
| 8 A. Slight | 3 L. Haslam | 1 P. Goddard |
| 7 N. Haga | 3 J. Smrz | 1 M. Dowson |
| 7 R. Laconi | 2 A. Gobert | 1 A. Vieira |

These data/results cannot be reproduced, stored and/or transmitted in whole or in part by any manner of electronic, mechanical, photocopying, recording, broadcasting or otherwise now known or herein after developed without the previous express consent by the copyright owner, except for reproduction in daily press and regular printed publications on sale to the public within 60 days of the event related to those data/results and always provided that copyright symbol appears together as follows below.

© DORNA WSBK ORGANIZATION Srl 2016

