

Mazda Raceway 3.610 m

1 / 2

## US Round, 8-9-10 July 2016

### World Superbike - Results Warm Up

No.	Rider	Nat	Team	Bike	Time	Gap	Rel.	Laps	Speed	
									Avg	Max
1	34 D. GIUGLIANO	ITA	Aruba.it Racing - Ducati	Ducati Panigale R	<b>1'23.450</b>			10	155,734	<b>256,4</b>
2	1 J. REA	GBR	Kawasaki Racing Team	Kawasaki ZX-10R	<b>1'23.528</b>	0.078	0.078	10	155,589	<b>257,6</b>
3	7 C. DAVIES	GBR	Aruba.it Racing - Ducati	Ducati Panigale R	<b>1'23.621</b>	0.171	0.093	11	155,416	<b>255,8</b>
4	66 T. SYKES	GBR	Kawasaki Racing Team	Kawasaki ZX-10R	<b>1'23.822</b>	0.372	0.201	9	155,043	<b>258,3</b>
5	22 A. LOWES	GBR	Pata Yamaha Official WorldSBK Team	Yamaha YZF R1	<b>1'23.837</b>	0.387	0.015	10	155,015	<b>254,0</b>
6	69 N. HAYDEN	USA	Honda World Superbike Team	Honda CBR1000RR SP	<b>1'23.920</b>	0.470	0.083	11	154,862	<b>252,8</b>
7	81 J. TORRES	ESP	Althea BMW Racing Team	BMW S1000 RR	<b>1'24.022</b>	0.572	0.102	10	154,674	<b>252,8</b>
8	12 X. FORÉS	ESP	Barni Racing Team	Ducati Panigale R	<b>1'24.056</b>	0.606	0.034	10	154,611	<b>248,1</b>
9	60 M. VAN DER MARK	NED	Honda World Superbike Team	Honda CBR1000RR SP	<b>1'24.145</b>	0.695	0.089	10	154,448	<b>253,4</b>
10	2 L. CAMIER	GBR	MV Agusta Reparto Corse	MV Agusta 1000 F4	<b>1'24.244</b>	0.794	0.099	10	154,266	<b>248,1</b>
11	32 L. SAVADORI	ITA	IodaRacing Team	Aprilia RSV4 RF	<b>1'24.315</b>	0.865	0.071	10	154,136	<b>251,6</b>
12	59 N. CANEPA	ITA	Pata Yamaha Official WorldSBK Team	Yamaha YZF R1	<b>1'24.330</b>	0.880	0.015	11	154,109	<b>251,6</b>
13	13 A. WEST	AUS	Pedercini Racing	Kawasaki ZX-10R	<b>1'24.588</b>	1.138	0.258	11	153,639	<b>251,6</b>
14	15 A. DE ANGELIS	RSM	IodaRacing Team	Aprilia RSV4 RF	<b>1'24.684</b>	1.234	0.096	5	153,465	<b>253,4</b>
15	25 J. BROOKES	AUS	Milwaukee BMW	BMW S1000 RR	<b>1'24.761</b>	1.311	0.077	11	153,325	<b>250,4</b>
16	17 K. ABRAHAM	CZE	Milwaukee BMW	BMW S1000 RR	<b>1'25.179</b>	1.729	0.418	11	152,573	<b>253,4</b>
17	35 R. DE ROSA	ITA	Althea BMW Racing Team	BMW S1000 RR	<b>1'25.211</b>	1.761	0.032	11	152,516	<b>256,4</b>
18	40 R. RAMOS	ESP	Team GoEleven	Kawasaki ZX-10R	<b>1'25.230</b>	1.780	0.019	11	152,482	<b>252,8</b>
19	11 S. AL SULAITI	QAT	Pedercini Racing	Kawasaki ZX-10R	<b>1'26.395</b>	2.945	1.165	8	150,425	<b>242,4</b>
20	9 D. SCHMITTER	SUI	Grillini Racing Team	Kawasaki ZX-10R	<b>1'26.401</b>	2.951	0.006	11	150,415	<b>245,2</b>
21	4 G. VIZZIELLO	ITA	Grillini Racing Team	Kawasaki ZX-10R	<b>1'27.187</b>	3.737	0.786	8	149,059	<b>239,2</b>
22	119 P. SZKOPEK	POL	Team Tóth	Yamaha YZF R1	<b>1'27.526</b>	4.076	0.339	2	148,482	<b>239,2</b>
23	56 P. SEBESTYÉN	HUN	Team Tóth	Yamaha YZF R1				1		<b>236,0</b>

AIR	Humidity:	53%	Temp:	20°C
TRACK	Condition:	Dry	Temp:	38°C

Lap Record:	2014 T.Sykes	1'21.811	158,850	Km/h
Best Lap:	2014 D.Giugliano	1'23.403	155,820	Km/h

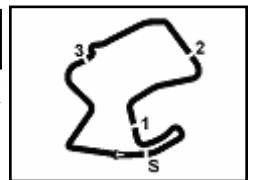
These data/results cannot be reproduced, stored and/or transmitted in whole or in part by any manner of electronic, mechanical, photocopying, recording, broadcasting or otherwise now known or herein after developed without the previous express consent by the copyright owner, except for reproduction in daily press and regular printed publications on sale to the public within 60 days of the event related to those data/results and always provided that copyright symbol appears together as follows below.

© DORNA WSBK ORGANIZATION Srl 2016

Start	End	The results are provisional until the end of the time limit for protests and appeals
10/07/2016 11:00	11:16	and the completion of the technical checks.

FCR PERDORA TIMING





## US Round, 8-9-10 July 2016 World Superbike - Results Warm Up

### Session Highlights

11.00.01		Start
11.02.59	Sebestyén	Technical Problem - Turn 5
11.03.50	Szkopek	On the Gravel - Re-Joined - Turn 2
11.06.05	Sykes	On the Gravel - Turn 2
11.06.13	Sykes	Re-joined
11.09.02	De Angelis	Crashed - Turn 6
11.15.34	Lowes	Crashed - Turn 4
11.16.55		End Of Session

### Fastest Laps Sequence

No.	Rider	Nat	Team	Bike	Local Time	Time	Gap	Avg
1	J. REA	GBR	Kawasaki Racing Team	Kawasaki ZX-10R	11:01'47.057	<b>1'45.691</b>		122,962
1	J. REA	GBR	Kawasaki Racing Team	Kawasaki ZX-10R	11:03'11.506	<b>1'24.449</b>	-21.242	153,892
60	M. VAN DER MARK	NED	Honda World Superbike Team	Honda CBR1000RR SP	11:03'28.321	<b>1'24.428</b>	-0.021	153,930
59	N. CANEPA	ITA	Pata Yamaha Official WorldSBK Team	Yamaha YZF R1	11:03'28.956	<b>1'24.330</b>	-0.098	154,109
7	C. DAVIES	GBR	Aruba.it Racing - Ducati	Ducati Panigale R	11:03'30.470	<b>1'23.895</b>	-0.435	154,908
22	A. LOWES	GBR	Pata Yamaha Official WorldSBK Team	Yamaha YZF R1	11:04'36.367	<b>1'23.876</b>	-0.019	154,943
34	D. GIUGLIANO	ITA	Aruba.it Racing - Ducati	Ducati Panigale R	11:05'34.225	<b>1'23.488</b>	-0.388	155,663
34	D. GIUGLIANO	ITA	Aruba.it Racing - Ducati	Ducati Panigale R	11:06'57.675	<b>1'23.450</b>	-0.038	155,734

These data/results cannot be reproduced, stored and/or transmitted in whole or in part by any manner of electronic, mechanical, photocopying, recording, broadcasting or otherwise now known or herein after developed without the previous express consent by the copyright owner, except for reproduction in daily press and regular printed publications on sale to the public within 60 days of the event related to those data/results and always provided that copyright symbol appears together as follows below.

© DORNA WSBK ORGANIZATION Srl 2016

Start	End	The results are provisional until the end of the time limit for protests and appeals
10/07/2016 11:00	11:16	and the completion of the technical checks.

## US Round, 8-9-10 July 2016

### World Superbike - Best Sector & Speed Warm Up

Best Lap		
1	34 D. GIUGLIANO	Ducati Panigale R 1'23.450
2	1 J. REA	Kawasaki ZX-10R 1'23.528
3	7 C. DAVIES	Ducati Panigale R 1'23.621
4	66 T. SYKES	Kawasaki ZX-10R 1'23.822
5	22 A. LOWES	Yamaha YZF R1 1'23.837
6	69 N. HAYDEN	Honda CBR1000RR SP 1'23.920
7	81 J. TORRES	BMW S1000 RR 1'24.022
8	12 X. FORÉS	Ducati Panigale R 1'24.056
9	60 M. VAN DER MARK	Honda CBR1000RR SP 1'24.145
10	2 L. CAMIER	MV Austa 1000 F4 1'24.244
11	32 L. SAVADORI	Aorilia RSV4 RF 1'24.315
12	59 N. CANEPA	Yamaha YZF R1 1'24.330
13	13 A. WEST	Kawasaki ZX-10R 1'24.588
14	15 A. DE ANGELIS	Aorilia RSV4 RF 1'24.684
15	25 J. BROOKES	BMW S1000 RR 1'24.761
16	17 K. ABRAHAM	BMW S1000 RR 1'25.179
17	35 R. DE ROSA	BMW S1000 RR 1'25.211
18	40 R. RAMOS	Kawasaki ZX-10R 1'25.230
19	11 S. AL SULAITI	Kawasaki ZX-10R 1'26.395
20	9 D. SCHMITTER	Kawasaki ZX-10R 1'26.401
21	4 G. VIZZIELLO	Kawasaki ZX-10R 1'27.187
22	119 P. SZKOPEK	Yamaha YZF R1 1'27.526
23	56 P. SEBESTYÉN	Yamaha YZF R1

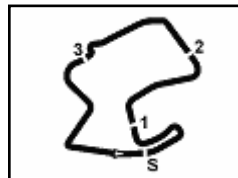
Best Sector & Speed		
1	66 T. SYKES	Kawasaki ZX-10R 258.3
2	1 J. REA	Kawasaki ZX-10R 257.6
3	34 D. GIUGLIANO	Ducati Panigale R 256.4
4	35 R. DE ROSA	BMW S1000 RR 256.4
5	7 C. DAVIES	Ducati Panigale R 255.8
6	22 A. LOWES	Yamaha YZF R1 254.0
7	17 K. ABRAHAM	BMW S1000 RR 253.4
8	15 A. DE ANGELIS	Aorilia RSV4 RF 253.4
9	60 M. VAN DER MARK	Honda CBR1000RR SP 253.4
10	40 R. RAMOS	Kawasaki ZX-10R 252.8
11	69 N. HAYDEN	Honda CBR1000RR SP 252.8
12	81 J. TORRES	BMW S1000 RR 252.8
13	13 A. WEST	Kawasaki ZX-10R 251.6
14	59 N. CANEPA	Yamaha YZF R1 251.6
15	32 L. SAVADORI	Aorilia RSV4 RF 251.6
16	25 J. BROOKES	BMW S1000 RR 250.4
17	2 L. CAMIER	MV Austa 1000 F4 248.1
18	12 X. FORÉS	Ducati Panigale R 248.1
19	9 D. SCHMITTER	Kawasaki ZX-10R 245.2
20	11 S. AL SULAITI	Kawasaki ZX-10R 242.4
21	119 P. SZKOPEK	Yamaha YZF R1 239.2
22	4 G. VIZZIELLO	Kawasaki ZX-10R 239.2
23	56 P. SEBESTYÉN	Yamaha YZF R1 236.0

Seg. 1		Seg. 2		Seg. 3		Seg. 4		Seg. 5	
1	66 T. SYKES 2.167	1	7 C. DAVIES 19.725	1	34 D. GIUGLIANO 17.287	1	34 D. GIUGLIANO 19.150	1	1 J. REA 24.845
2	15 A. DE ANGELIS 2.173	2	34 D. GIUGLIANO 19.729	2	7 C. DAVIES 17.315	2	1 J. REA 19.180	2	34 D. GIUGLIANO 24.943
3	32 L. SAVADORI 2.183	3	22 A. LOWES 19.766	3	81 J. TORRES 17.331	3	7 C. DAVIES 19.215	3	7 C. DAVIES 24.943
4	35 R. DE ROSA 2.184	4	1 J. REA 19.791	4	22 A. LOWES 17.359	4	66 T. SYKES 19.255	4	22 A. LOWES 24.957
5	1 J. REA 2.185	5	69 N. HAYDEN 19.805	5	59 N. CANEPA 17.371	5	12 X. FORÉS 19.317	5	69 N. HAYDEN 24.965
6	69 N. HAYDEN 2.189	6	2 L. CAMIER 19.854	6	12 X. FORÉS 17.377	6	22 A. LOWES 19.325	6	12 X. FORÉS 24.975
7	7 C. DAVIES 2.191	7	60 M. VAN DER MAR 19.860	7	1 J. REA 17.390	7	69 N. HAYDEN 19.353	7	66 T. SYKES 25.001
8	22 A. LOWES 2.195	8	81 J. TORRES 19.863	8	32 L. SAVADORI 17.396	8	81 J. TORRES 19.369	8	60 M. VAN DER MAR 25.061
9	60 M. VAN DER MAR 2.206	9	66 T. SYKES 19.866	9	66 T. SYKES 17.402	9	59 N. CANEPA 19.377	9	59 N. CANEPA 25.124
10	17 K. ABRAHAM 2.207	10	59 N. CANEPA 19.894	10	69 N. HAYDEN 17.407	10	60 M. VAN DER MAR 19.388	10	81 J. TORRES 25.129
11	34 D. GIUGLIANO 2.207	11	12 X. FORÉS 19.904	11	2 L. CAMIER 17.430	11	15 A. DE ANGELIS 19.419	11	32 L. SAVADORI 25.139
12	12 X. FORÉS 2.214	12	13 A. WEST 19.919	12	25 J. BROOKES 17.437	12	2 L. CAMIER 19.443	12	2 L. CAMIER 25.179
13	13 A. WEST 2.215	13	25 J. BROOKES 19.983	13	60 M. VAN DER MAR 17.478	13	17 K. ABRAHAM 19.482	13	13 A. WEST 25.180
14	40 R. RAMOS 2.215	14	32 L. SAVADORI 20.024	14	15 A. DE ANGELIS 17.488	14	32 L. SAVADORI 19.482	14	15 A. DE ANGELIS 25.251
15	81 J. TORRES 2.218	15	40 R. RAMOS 20.113	15	13 A. WEST 17.515	15	13 A. WEST 19.563	15	25 J. BROOKES 25.327
16	59 N. CANEPA 2.218	16	15 A. DE ANGELIS 20.117	16	35 R. DE ROSA 17.585	16	25 J. BROOKES 19.586	16	17 K. ABRAHAM 25.382
17	25 J. BROOKES 2.230	17	35 R. DE ROSA 20.183	17	17 K. ABRAHAM 17.626	17	40 R. RAMOS 19.596	17	40 R. RAMOS 25.441
18	2 L. CAMIER 2.246	18	17 K. ABRAHAM 20.258	18	40 R. RAMOS 17.669	18	35 R. DE ROSA 19.694	18	35 R. DE ROSA 25.466
19	9 D. SCHMITTER 2.253	19	9 D. SCHMITTER 20.408	19	9 D. SCHMITTER 17.760	19	9 D. SCHMITTER 19.823	19	11 S. AL SULAITI 25.618
20	4 G. VIZZIELLO 2.271	20	11 S. AL SULAITI 20.459	20	11 S. AL SULAITI 17.835	20	11 S. AL SULAITI 20.069	20	9 D. SCHMITTER 25.629
21	11 S. AL SULAITI 2.281	21	4 G. VIZZIELLO 20.528	21	4 G. VIZZIELLO 17.953	21	4 G. VIZZIELLO 20.253	21	4 G. VIZZIELLO 25.697
22	119 P. SZKOPEK 2.327	22	119 P. SZKOPEK 20.594	22	119 P. SZKOPEK 18.086	22	119 P. SZKOPEK 20.448	22	119 P. SZKOPEK 26.048
23	56 P. SEBESTYÉN 2.333	23	56 P. SEBESTYÉN 20.820	23	56 P. SEBESTYÉN 19.927	23	56 P. SEBESTYÉN 21.602	23	56 P. SEBESTYÉN 26.989

10/07/2016

These data/results cannot be reproduced, stored and/or transmitted in whole or in part by any manner of electronic, mechanical, photocopying, recording, broadcasting or otherwise now known or herein after developed without the previous express consent by the copyright owner, except for reproduction in daily press and regular printed publications on sale to the public within 60 days of the event related to those data/results and always provided that copyright symbol appears together as follows below.

© DORNA WSBK ORGANIZATION Srl 2016



Mazda Raceway 3.610 m

1 / 1

## US Round, 8-9-10 July 2016 World Superbike - Ideal Times Warm Up

No. Rider	Nat	Bike	Seg. 1 Diff. 1	Seg. 2 Diff. 2	Seg. 3 Diff. 3	Seg. 4 Diff. 4	Seg. 5 Diff. 5	Ideal Time Best Lap	Pos.	Diff.
1 34 D. GIUGLIANO	ITA	Ducati Panigale R	2.207 0.001	19.729 0.066	17.287 0.067	19.150	24.943	1'23.316 1'23.450	2	0.134
2 7 C. DAVIES	GBR	Ducati Panigale R	2.191 0.003	19.725 0.070	17.315	19.215 0.085	24.943 0.074	1'23.389 1'23.621	4	0.232
3 1 J. REA	GBR	Kawasaki ZX-10R	2.185 0.036	19.791	17.390	19.180 0.083	24.845 0.018	1'23.391 1'23.528	3	0.137
4 22 A. LOWES	GBR	Yamaha YZF R1	2.195 0.009	19.766	17.359 0.007	19.325 0.073	24.957 0.146	1'23.602 1'23.837	6	0.235
5 66 T. SYKES	GBR	Kawasaki ZX-10R	2.167	19.866	17.402 0.020	19.255 0.100	25.001 0.011	1'23.691 1'23.822	5	0.131
6 69 N. HAYDEN	USA	Honda CBR1000RR SP	2.189 0.005	19.805	17.407 0.022	19.353 0.079	24.965 0.095	1'23.719 1'23.920	7	0.201
7 12 X. FORÉS	ESP	Ducati Panigale R	2.214 0.043	19.904 0.117	17.377 0.001	19.317 0.108	24.975	1'23.787 1'24.056	9	0.269
8 81 J. TORRES	ESP	BMW S1000 RR	2.218 0.026	19.863 0.047	17.331	19.369 0.019	25.129 0.020	1'23.910 1'24.022	8	0.112
9 59 N. CANEPA	ITA	Yamaha YZF R1	2.218 0.021	19.894 0.078	17.371 0.114	19.377 0.133	25.124	1'23.984 1'24.330	13	0.346
10 60 M. VAN DER MARK	NED	Honda CBR1000RR SP	2.206 0.030	19.860 0.046	17.478	19.388 0.015	25.061 0.061	1'23.993 1'24.145	10	0.152
11 2 L. CAMIER	GBR	MV Agusta 1000 F4	2.246 0.031	19.854	17.430 0.011	19.443 0.050	25.179	1'24.152 1'24.244	11	0.092
12 32 L. SAVADORI	ITA	Aprilia RSV4 RF	2.183 0.030	20.024	17.396	19.482	25.139 0.061	1'24.224 1'24.315	12	0.091
13 13 A. WEST	AUS	Kawasaki ZX-10R	2.215 0.024	19.919	17.515 0.031	19.563 0.141	25.180	1'24.392 1'24.588	14	0.196
14 15 A. DE ANGELIS	RSM	Aprilia RSV4 RF	2.173	20.117 0.001	17.488 0.086	19.419 0.149	25.251	1'24.448 1'24.684	15	0.236
15 25 J. BROOKES	AUS	BMW S1000 RR	2.230 0.003	19.983	17.437 0.062	19.586 0.047	25.327 0.086	1'24.563 1'24.761	16	0.198
16 17 K. ABRAHAM	CZE	BMW S1000 RR	2.207 0.055	20.258 0.092	17.626	19.482 0.072	25.382 0.005	1'24.955 1'25.179	17	0.224
17 40 R. RAMOS	ESP	Kawasaki ZX-10R	2.215 0.045	20.113 0.060	17.669 0.025	19.596 0.035	25.441 0.031	1'25.034 1'25.230	19	0.196
18 35 R. DE ROSA	ITA	BMW S1000 RR	2.184 0.006	20.183 0.077	17.585	19.694	25.466 0.016	1'25.111 1'25.212	18	0.099
19 9 D. SCHMITTER	SUI	Kawasaki ZX-10R	2.253 0.003	20.408 0.322	17.760 0.019	19.823 0.045	25.629 0.139	1'25.873 1'26.401	21	0.528
20 11 S. AL SULAITI	QAT	Kawasaki ZX-10R	2.281 0.006	20.459 0.127	17.835	20.069	25.618	1'26.262 1'26.395	20	0.133
21 4 G. VIZZIELLO	ITA	Kawasaki ZX-10R	2.271 0.050	20.528 0.181	17.953 0.175	20.253	25.697 0.079	1'26.702 1'27.187	22	0.485
22 119 P. SZKOPEK	POL	Yamaha YZF R1	2.327 0.023	20.594	18.086	20.448	26.048	1'27.503 1'27.526	23	0.023
<b>Overall Ideal Time</b>			2.167	19.725	17.287	19.150	24.845	1'23.174		

10/07/2016

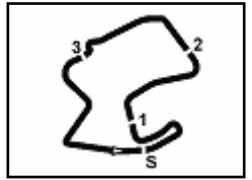
These data/results cannot be reproduced, stored and/or transmitted in whole or in part by any manner of electronic, mechanical, photocopying, recording, broadcasting or otherwise now known or herein after developed without the previous express consent by the copyright owner, except for reproduction in daily press and regular printed publications on sale to the public within 60 days of the event related to those data/results and always provided that copyright symbol appears together as follows below.  
© DORNA WSBK ORGANIZATION Srl 2016

PIRELLI PERGOIA TUNING







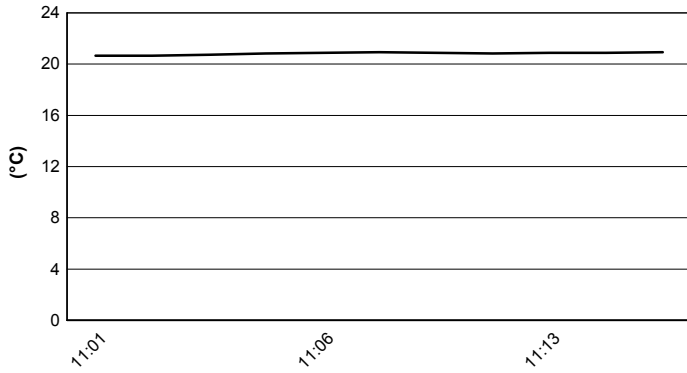


Mazda Raceway 3.610 m

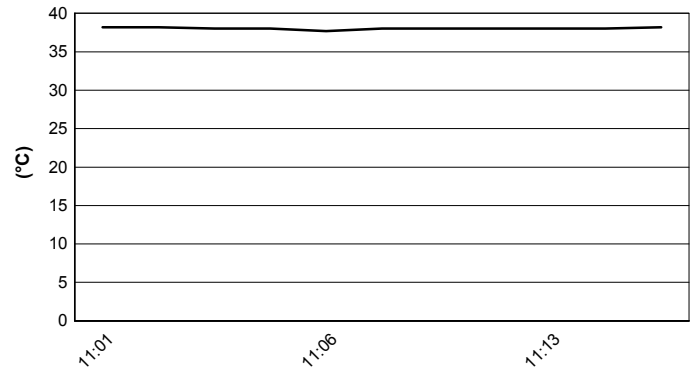
**US Round, 8-9-10 July 2016**  
**World Superbike - Weather Report Warm Up**

Session started 11:00      Session ended 11:16


**Air Temperature**



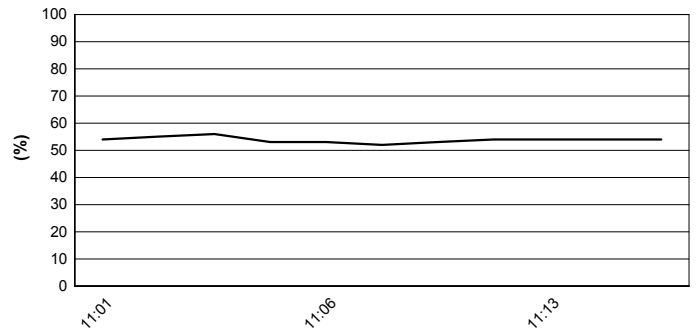
**Track Temperature**



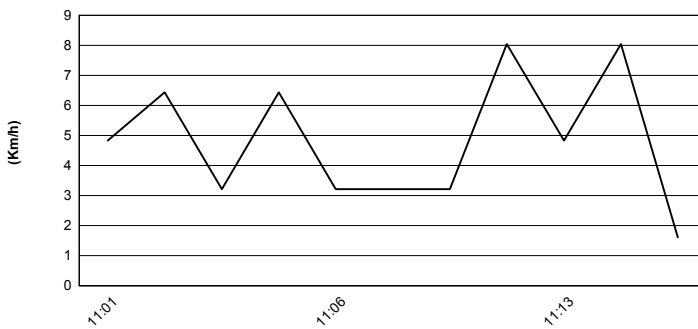
**Air Pressure**



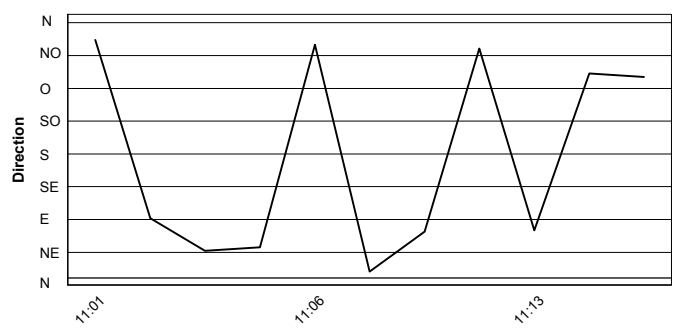
**Humidity**



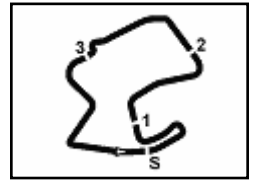
**Wind Speed**



**Wind Direction**



These data/results cannot be reproduced, stored and/or transmitted in whole or in part by any manner of electronic, mechanical, photocopying, recording, broadcasting or otherwise now known or herein after developed without the previous express consent by the copyright owner, except for reproduction in daily press and regular printed publications on sale to the public within 60 days of the event related to those data/results and always provided that copyright symbol appears together as follows below.  
© DORNA WSBK ORGANIZATION Srl 2016



Mazda Raceway 3.610 m

US Round, 8-9-10 July 2016

World Superbike - Starting Grid - Race 2

25 Laps x 3,610 km = 90,250 km

Pos	Number	Name	Team	Time	Class
1	66	SYKES T.	Kawasaki	1'22.155	SP2
2	7	DAVIES C.	Ducati	1'22.696	SP2
3	81	TORRES J.	BMW	1'23.085	SP2
4	22	LOWES A.	Yamaha	1'23.116	SP2
5	15	DE ANGELIS A.	Aprilia	1'23.661	SP1
6	40	RAMOS R.	Kawasaki	1'24.788	SP1
7	9	SCHMITTER D.	Kawasaki	1'25.354	SP1
8	56	SEBESTYÉN P.	Yamaha	1'26.859	SP1
9	59	CANEPA N.	Yamaha	1'23.098	SP2
10	32	SAVADORI L.	Aprilia	1'23.096	SP2
11	17	ABRAHAM K.	BMW	1'24.811	SP1
12	12	FORÉS X.	Ducati	1'22.979	SP2
13	13	WEST A.	Kawasaki	1'24.128	SP1
14	11	AL SULAITI S.	Kawasaki	1'25.589	SP1
15	25	BROOKES J.	BMW	1'24.598	SP1
16	2	CAMIER L.	MV Agusta	1'23.459	SP2
17	60	VAN DER MARK M.	Honda	1'23.455	SP2
18	35	DE ROSA R.	BMW	1'24.867	SP1
19	119	SZKOPEK P.	Yamaha	1'25.970	SP1
20	4	VIZZIELLO G.	Kawasaki	1'27.240	SP1
21	34	GIUGLIANO D.	Ducati	1'22.479	SP2
22	1	REA J.	Kawasaki	1'22.210	SP2
23	69	HAYDEN N.	Honda	1'22.988	SP2

Jury President .....

..... Race Director

These data/results cannot be reproduced, stored and/or transmitted in whole or in part by any manner of electronic, mechanical, photocopying, recording, broadcasting or otherwise now known or herein after developed without the previous express consent by the copyright owner, except for reproduction in daily press and regular printed publications on sale to the public within 60 days of the event related to those data/results and always provided that copyright symbol appears together as follows below.

© DORNA WSBK ORGANIZATION Srl 2016

FICR PERUGIA TIMING



Official Tyre Supplier



Official Timekeeper